

# COVID-19: summary of cases and monitoring

Data through Jan 26, 2021 verified as of Jan 27, 2021 at 09:25 AM

Data in this report are provisional and subject to change.

Cases: people with positive PCR or antigen test result	
Total cases	1,676,171
Florida residents	1,645,507
Non-Florida residents	30,664
Type of testing	
Florida residents	1,645,507
Positive by BPHL/CDC	58,531
Positive by commercial/hospital lab	1,586,976
PCR positive	1,363,201
Antigen positive	282,306
Non-Florida residents	30,664
Positive by BPHL/CDC	788
Positive by commercial/hospital lab	29,876
PCR positive	21,822
Antigen positive	8,842
Characteristics	
Florida residents hospitalized	71,155
Florida resident deaths	25,833
Non-Florida resident deaths	416
Hospitalized counts include anyone who was hospitalized at some point during their illness. It does not reflect the number of people currently hospitalized.	
More information on deaths identified through death certificate data is available on the National Center for Health Statistics website at <a href="http://www.cdc.gov/nchs/nvss/vsrr/COVID19/index.htm">www.cdc.gov/nchs/nvss/vsrr/COVID19/index.htm</a> .	

Cases: people with positive PCR or antigen test result	
Risk factors for Florida residents	
Traveled	13,582
Contact with a known case	616,983
Traveled and contact with a known case	18,497
Neither	996,445
No travel and no contact	188,126
Travel is unknown	593,492
Contact is unknown	360,637
Contact is pending	391,132
Travel can be unknown and contact can be unknown or pending for the same case, these numbers will sum to more than the "neither" total.	

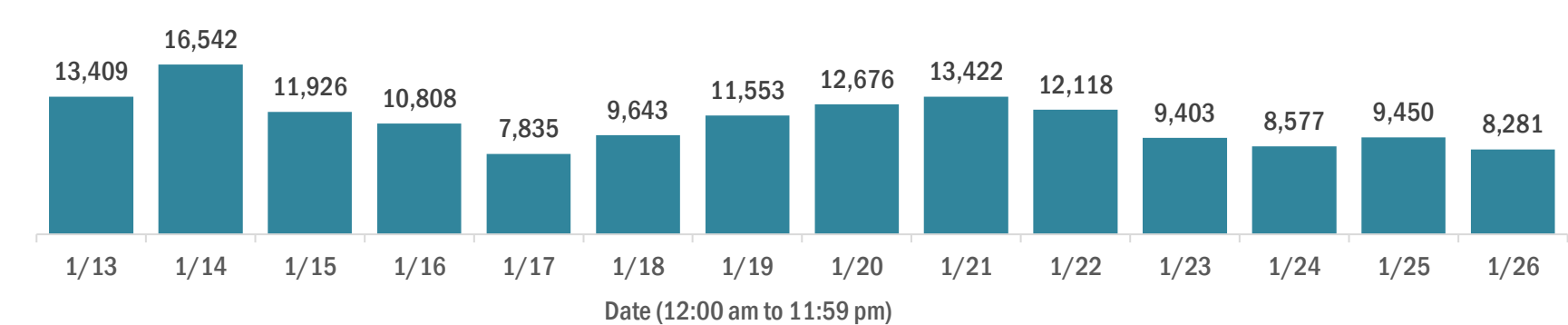
# COVID-19: summary of laboratory testing

Data through Jan 26, 2021 verified as of Jan 27, 2021 at 09:25 AM

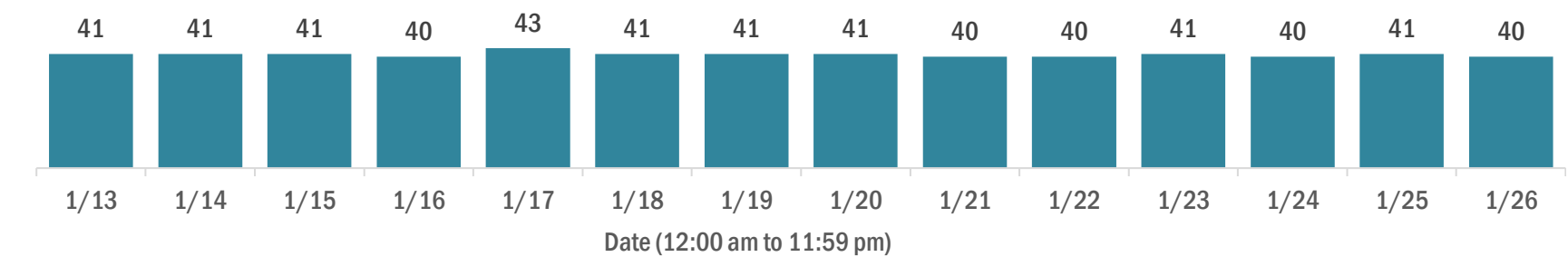
Data in this report are provisional and subject to change.

## Cases in Florida residents per day for the past 2 weeks

Number of cases per day



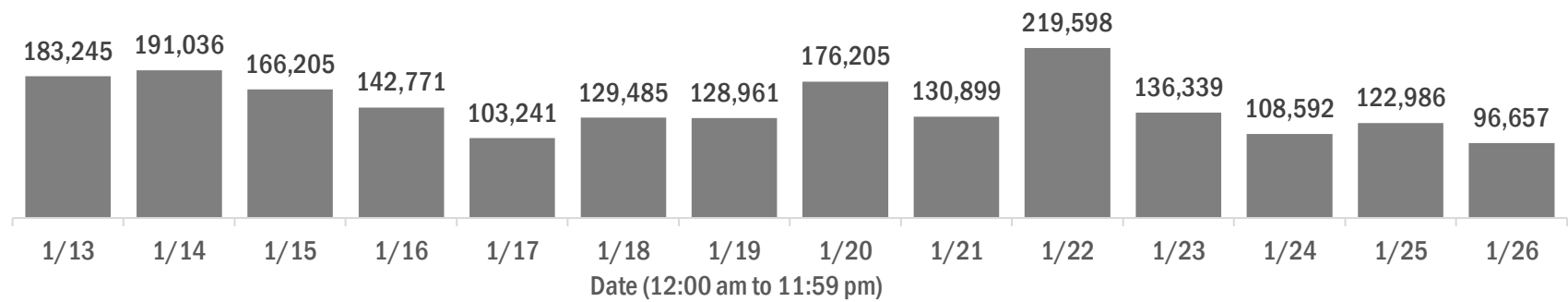
Median age of cases by day



## Laboratory testing for Florida residents over the past 2 weeks

### Number of Florida residents tested per day

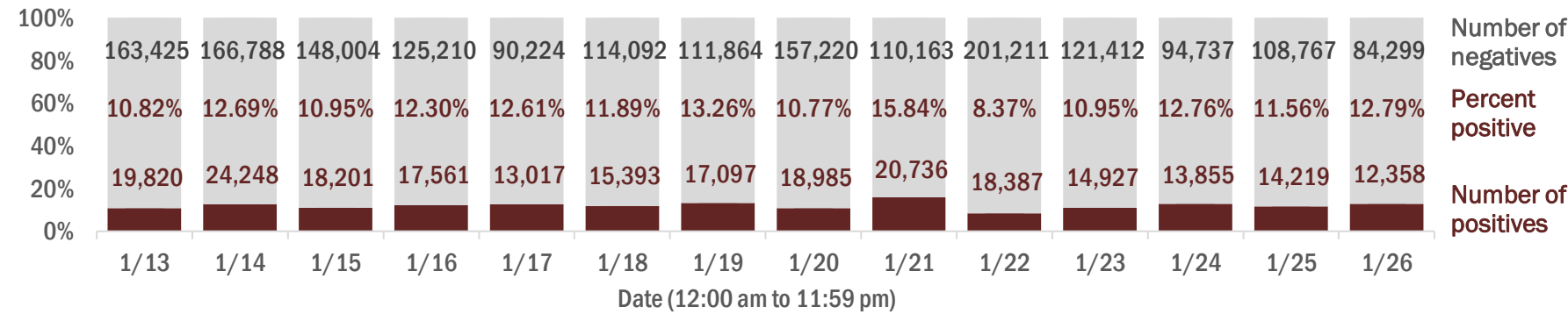
These counts include the number of people for whom the Department received PCR or antigen laboratory results by day. People tested on multiple days will be included for each day a new result was received. A person is only counted once for each day they are tested, regardless of whether multiple specimens are tested or multiple results are received.



### Number and percent of Florida residents with positive test results

The percent of positive results ranged from 8.37% to 15.84% over the past 2 weeks and was 12.79% yesterday.

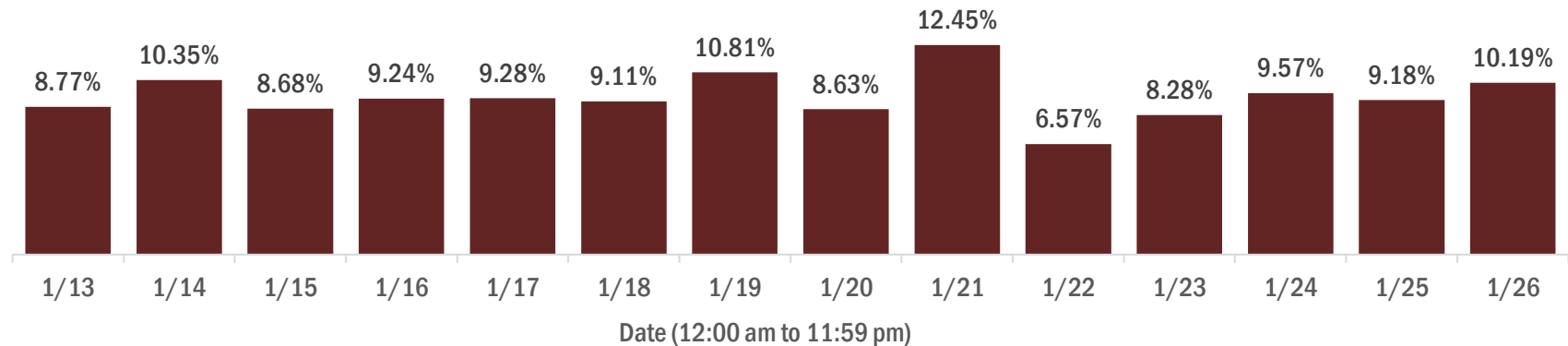
These counts include the number of people for whom the Department received PCR or antigen laboratory results by day. People tested on multiple days will be included for each day a new result was received. A person is only counted once for each day they are tested, regardless of whether multiple specimens are tested or multiple results are received. If a person has a positive specimen and a negative specimen in the same day, only the positive result is counted.



### Percent positivity for new cases in Florida residents

The percent of positive results ranged from 6.57% to 12.45% over the past 2 weeks and was 10.19% yesterday.

This percent is the number of people who test PCR- or antigen-positive for the first time divided by all the people tested that day, excluding people who have previously tested positive.



# COVID-19: characteristics of 1,645,507 Florida resident cases

Data through Jan 26, 2021 verified as of Jan 27, 2021 at 09:25 AM

Data in this report are provisional and subject to change.

Age group	Cases		Hospitalizations		Deaths	
0-4 years	31,230	2%	468	1%	0	0%
5-14 years	94,612	6%	429	1%	5	0%
15-24 years	253,199	15%	1,766	2%	37	0%
25-34 years	289,533	18%	3,568	5%	139	1%
35-44 years	255,495	16%	5,360	8%	389	2%
45-54 years	251,797	15%	8,221	12%	981	4%
55-64 years	216,572	13%	12,069	17%	2,790	11%
65-74 years	137,815	8%	14,724	21%	5,492	21%
75-84 years	76,929	5%	14,571	20%	7,785	30%
85+ years	37,100	2%	9,974	14%	8,215	32%
Unknown	1,225	0%	5	0%	0	0%
Total	1,645,507		71,155		25,833	

Gender	Cases	
Female	859,056	52%
Male	774,131	47%
Unknown	12,320	1%
Total	1,645,507	

Ethnicity	Cases		Hospitalizations		Deaths	
Hispanic	518,230	31%	18,418	26%	6,082	24%
Non-Hispanic	770,979	47%	48,999	69%	17,912	69%
Unknown	356,298	22%	3,738	5%	1,839	7%
Total	1,645,507		71,155		25,833	

Race and ethnicity	Cases		Hospitalizations		Deaths	
White	901,185	55%	45,950	65%	18,673	72%
Hispanic	344,618	21%	13,002	18%	4,799	19%
Non-Hispanic	487,598	30%	31,425	44%	12,975	50%
Unknown	68,969	4%	1,523	2%	899	3%
Black	215,403	13%	14,903	21%	4,229	16%
Hispanic	12,323	1%	617	1%	162	1%
Non-Hispanic	184,136	11%	13,949	20%	3,906	15%
Unknown	18,944	1%	337	0%	161	1%
Other race	238,894	15%	8,092	11%	2,068	8%
Hispanic	120,938	7%	4,330	6%	956	4%
Non-Hispanic	81,258	5%	3,382	5%	931	4%
Unknown	36,698	2%	380	1%	181	1%
Unknown race	290,025	18%	2,210	3%	863	3%
Hispanic	40,351	2%	469	1%	165	1%
Non-Hispanic	17,987	1%	243	0%	100	0%
Unknown	231,687	14%	1,498	2%	598	2%
Total	1,645,507		71,155		25,833	

**Hospitalization** counts include anyone who was hospitalized at some point during their illness. It does not reflect the number of people currently hospitalized. **Other race** includes any person with a race of American Indian/Alaskan native, Asian, native Hawaiian/Pacific Islander, or other.

# COVID-19: deaths in Florida residents and staff of long-term care facilities

Data through Jan 26, 2021 verified as of Jan 27, 2021 at 09:25 AM

Data in this report are provisional and subject to change.

For current cases in residents or staff of long-term care facilities, please visit: <https://floridahealthcovid19.gov/>

County	Deaths		County	Deaths		County	Deaths	
Dade	941	<div></div> 10%	Martin	138	<div></div> 1%	Okeechobee	16	<div></div> 0%
Palm Beach	909	<div></div> 10%	Hernando	128	<div></div> 1%	Calhoun	14	<div></div> 0%
Pinellas	781	<div></div> 8%	Osceola	120	<div></div> 1%	Gadsden	12	<div></div> 0%
Broward	556	<div></div> 6%	Charlotte	110	<div></div> 1%	Gulf	12	<div></div> 0%
Hillsborough	479	<div></div> 5%	Indian River	100	<div></div> 1%	Washington	12	<div></div> 0%
Polk	387	<div></div> 4%	Clay	95	<div></div> 1%	Wakulla	11	<div></div> 0%
Brevard	327	<div></div> 4%	Jackson	81	<div></div> 1%	Baker	10	<div></div> 0%
Sarasota	321	<div></div> 3%	Leon	76	<div></div> 1%	Bradford	10	<div></div> 0%
Duval	312	<div></div> 3%	St. Johns	72	<div></div> 1%	Jefferson	10	<div></div> 0%
Lee	312	<div></div> 3%	Bay	71	<div></div> 1%	Holmes	9	<div></div> 0%
Orange	311	<div></div> 3%	Highlands	65	<div></div> 1%	Lafayette	8	<div></div> 0%
Volusia	234	<div></div> 3%	Santa Rosa	65	<div></div> 1%	Desoto	6	<div></div> 0%
Escambia	218	<div></div> 2%	Suwannee	56	<div></div> 1%	Flagler	5	<div></div> 0%
St. Lucie	214	<div></div> 2%	Alachua	52	<div></div> 1%	Franklin	5	<div></div> 0%
Marion	209	<div></div> 2%	Columbia	46	<div></div> 0%	Levy	4	<div></div> 0%
Seminole	200	<div></div> 2%	Sumter	37	<div></div> 0%	Monroe	3	<div></div> 0%
Pasco	185	<div></div> 2%	Nassau	30	<div></div> 0%	Taylor	3	<div></div> 0%
Collier	168	<div></div> 2%	Putnam	24	<div></div> 0%	Hardee	2	<div></div> 0%
Manatee	168	<div></div> 2%	Walton	24	<div></div> 0%	Dixie	1	<div></div> 0%
Citrus	155	<div></div> 2%	Hendry	20	<div></div> 0%	Liberty	1	<div></div> 0%
Lake	146	<div></div> 2%	Madison	19	<div></div> 0%			
Okaloosa	140	<div></div> 2%	Gilchrist	17	<div></div> 0%			
						Total	9,273	

**Note:** cases are summarized by the county of usual residence. Residents and staff may be cases associated with facilities that are not in their county of usual residence, resulting in cases being included below for counties that do not have facilities with known cases.

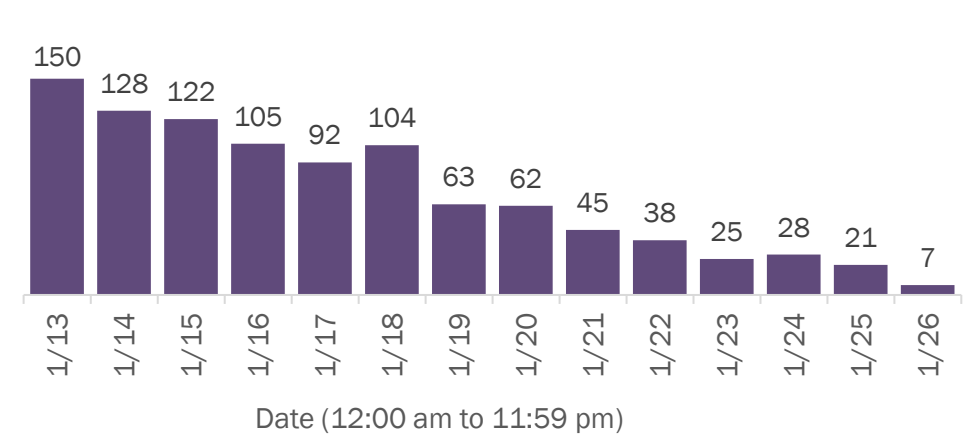
# COVID-19: cases in Florida residents who have died

Data through Jan 26, 2021 verified as of Jan 27, 2021 at 09:25 AM

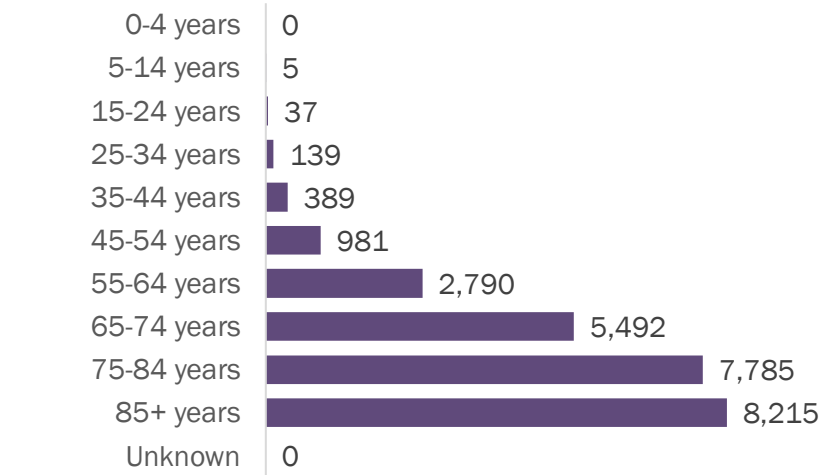
Data in this report are provisional and subject to change.

Demographics for all identified COVID-19 deaths: 25,833

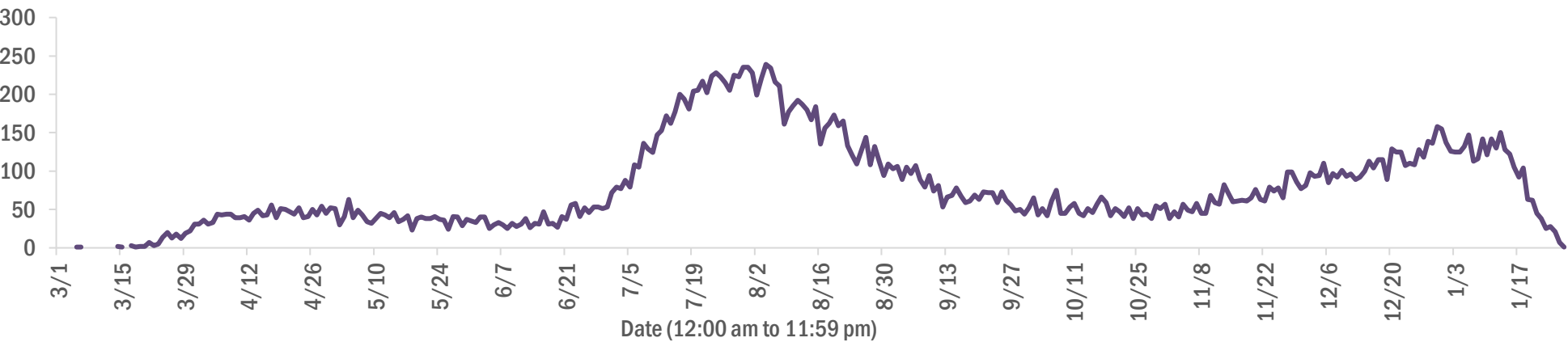
Deaths by date of death for the past 2 weeks



Deaths by age group



Deaths by date of death since March 2020



Age group	Deaths	Cases	Case fatality rate	Mortality rate per 100,000 population
0-4 years	0	31,230	0.0%	0.0
5-14 years	5	94,612	0.0%	0.2
15-24 years	37	253,199	0.0%	1.5
25-34 years	139	289,533	0.0%	4.9
35-44 years	389	255,495	0.2%	14.9
45-54 years	981	251,797	0.4%	35.2
55-64 years	2,790	216,572	1.3%	96.5
65-74 years	5,492	137,815	4.0%	226.3
75-84 years	7,785	76,929	10.1%	554.4
85+ years	8,215	37,100	22.1%	1422.4
Unknown	0	1,225	0.0%	
Total	25,833	1,645,507	1.6%	119.6

Race	Deaths	Cases	Case fatality rate	Mortality rate per 100,000 population
Black	4,229	215,403	2.0%	115.6
White	18,673	901,185	2.1%	111.8
Other	2,068	238,894	0.9%	166.2
Unknown	863	290,025	0.3%	
Total	25,833	1,645,507	1.6%	119.6

Gender	Deaths	Cases	Case fatality rate	Mortality rate per 100,000 population
Male	14,482	774,131	1.9%	137.2
Female	11,351	859,056	1.3%	102.8
Unknown	0	12,320	0.0%	
Total	25,833	1,645,507	1.6%	119.6

Ethnicity	Deaths	Cases	Case fatality rate	Mortality rate per 100,000 population
Non-Hispanic	17,912	770,979	2.3%	112.5
Hispanic	6,082	518,230	1.2%	107.1
Unknown	1,839	356,298	0.5%	
Total	25,833	1,645,507	1.6%	119.6

# COVID-19: characteristics of 1,645,507 cases

Data through Jan 26, 2021 verified as of Jan 27, 2021 at 09:25 AM

Data in this report are provisional and subject to change.

Tables below include cases in Florida residents and non-Florida residents.

All 67 Florida counties have cases:

County	FL resident cases		Non-FL resident cases	Total cases	FL resident deaths	FL death rate
Dade	359,706	<div></div> 22%	4,417	364,123	4,768	1.3%
Broward	166,647	<div></div> 10%	2,006	168,653	2,062	1.2%
Palm Beach	102,155	<div></div> 6%	1,707	103,862	2,139	2.1%
Orange	99,301	<div></div> 6%	1,270	100,571	913	0.9%
Hillsborough	97,404	<div></div> 6%	826	98,230	1,270	1.3%
Duval	78,099	<div></div> 5%	1,292	79,391	891	1.1%
Pinellas	56,350	<div></div> 3%	1,424	57,774	1,269	2.3%
Lee	49,813	<div></div> 3%	1,642	51,455	779	1.6%
Polk	48,639	<div></div> 3%	335	48,974	953	2.0%
Osceola	32,229	<div></div> 2%	531	32,760	357	1.1%
Escambia	26,782	<div></div> 2%	3,121	29,903	506	1.9%
Volusia	29,294	<div></div> 2%	446	29,740	528	1.8%
Pasco	28,538	<div></div> 2%	257	28,795	516	1.8%
Brevard	27,929	<div></div> 2%	455	28,384	622	2.2%
Manatee	27,205	<div></div> 2%	511	27,716	493	1.8%
Collier	26,311	<div></div> 2%	903	27,214	398	1.5%
Leon	24,957	<div></div> 2%	802	25,759	221	0.9%
Sarasota	23,009	<div></div> 1%	1,033	24,042	610	2.7%
Marion	23,736	<div></div> 1%	95	23,831	572	2.4%
Seminole	23,375	<div></div> 1%	173	23,548	363	1.6%
Lake	20,844	<div></div> 1%	287	21,131	388	1.9%
Alachua	19,835	<div></div> 1%	227	20,062	164	0.8%
St. Lucie	18,889	<div></div> 1%	127	19,016	478	2.5%
St. Johns	17,532	<div></div> 1%	252	17,784	158	0.9%
Okaloosa	16,054	<div></div> 1%	181	16,235	277	1.7%
Bay	15,190	<div></div> 1%	626	15,816	276	1.8%
Santa Rosa	14,825	<div></div> 1%	188	15,013	209	1.4%
Clay	14,928	<div></div> 1%	35	14,963	242	1.6%
Hernando	9,588	<div></div> 1%	74	9,662	336	3.5%
Indian River	9,436	<div></div> 1%	82	9,518	222	2.4%
Charlotte	9,354	<div></div> 1%	139	9,493	290	3.1%
Martin	9,272	<div></div> 1%	169	9,441	236	2.5%
Citrus	8,373	<div></div> 1%	59	8,432	336	4.0%
Columbia	7,092	<div></div> 0%	32	7,124	138	1.9%
Sumter	6,799	<div></div> 0%	68	6,867	177	2.6%

County	FL resident cases		Non-FL resident cases	Total cases	FL resident deaths	FL death rate
Nassau	6,390	<div></div> 0%	393	6,783	84	1.3%
Highlands	6,211	<div></div> 0%	63	6,274	250	4.0%
Walton	5,563	<div></div> 0%	601	6,164	66	1.2%
Jackson	5,513	<div></div> 0%	63	5,576	131	2.4%
Putnam	5,345	<div></div> 0%	15	5,360	96	1.8%
Monroe	4,952	<div></div> 0%	266	5,218	40	0.8%
Flagler	5,049	<div></div> 0%	60	5,109	69	1.4%
Gadsden	4,995	<div></div> 0%	15	5,010	68	1.4%
Suwannee	4,758	<div></div> 0%	26	4,784	114	2.4%
Hendry	3,972	<div></div> 0%	19	3,991	55	1.4%
Desoto	3,306	<div></div> 0%	17	3,323	66	2.0%
Unknown	254	<div></div> 0%	3,067	3,321	0	0.0%
Okeechobee	3,143	<div></div> 0%	34	3,177	57	1.8%
Baker	2,956	<div></div> 0%	12	2,968	48	1.6%
Wakulla	2,883	<div></div> 0%	9	2,892	38	1.3%
Bradford	2,602	<div></div> 0%	9	2,611	38	1.5%
Hardee	2,507	<div></div> 0%	12	2,519	23	0.9%
Levy	2,476	<div></div> 0%	9	2,485	23	0.9%
Taylor	2,431	<div></div> 0%	6	2,437	33	1.4%
Washington	2,372	<div></div> 0%	21	2,393	31	1.3%
Holmes	2,009	<div></div> 0%	31	2,040	34	1.7%
Madison	1,773	<div></div> 0%	25	1,798	37	2.1%
Gulf	1,629	<div></div> 0%	20	1,649	32	2.0%
Union	1,641	<div></div> 0%	1	1,642	70	4.3%
Lafayette	1,518	<div></div> 0%	0	1,518	23	1.5%
Calhoun	1,505	<div></div> 0%	2	1,507	36	2.4%
Hamilton	1,464	<div></div> 0%	16	1,480	15	1.0%
Dixie	1,371	<div></div> 0%	3	1,374	13	0.9%
Jefferson	1,233	<div></div> 0%	22	1,255	21	1.7%
Gilchrist	1,196	<div></div> 0%	3	1,199	28	2.3%
Franklin	1,169	<div></div> 0%	29	1,198	10	0.9%
Liberty	973	<div></div> 0%	1	974	14	1.4%
Glades	858	<div></div> 0%	2	860	13	1.5%
Total	1,645,507		30,664	1,676,171	25,833	1.6%



# COVID-19: characteristics of 1,645,507 Florida resident cases

Data through Jan 26, 2021 verified as of Jan 27, 2021 at 09:25 AM

Data in this report are provisional and subject to change.

The table below includes the cities and counties of residence for cases in Florida residents based on the patient's ZIP Code. Note that city is not always received as part of the initial notification and may be missing while the case is being investigated.

City and county	Cases
Miami, Dade	208,871
Orlando, Orange	73,940
Jacksonville, Duval	73,337
Tampa, Hillsborough	57,265
Hialeah, Dade	50,974
Fort Lauderdale, Broward	36,388
Hollywood, Broward	32,124
West Palm Beach, Palm Beach	25,148
Kissimmee, Osceola	25,012
Tallahassee, Leon	24,027
Pensacola, Escambia	22,154
Naples, Collier	22,096
Homestead, Dade	21,418
Saint Petersburg, Pinellas	20,945
Fort Myers, Lee	19,867
Bradenton, Manatee	17,888
Ocala, Marion	17,683
Boca Raton, Palm Beach	17,250
Lakeland, Polk	17,135
Pompano Beach, Broward	16,459
Gainesville, Alachua	15,816
Sarasota, Sarasota	14,191
Lake Worth, Palm Beach	12,511
Port Saint Lucie, St. Lucie	12,439
Cape Coral, Lee	12,424
Clearwater, Pinellas	11,125
Miami Beach, Dade	10,912
Miramar, Broward	10,856
Boynton Beach, Palm Beach	9,846
Panama City, Bay	9,630
Doral, Dade	9,561
Saint Augustine, St. Johns	9,504
Coral Springs, Broward	9,385
Miami Gardens, Dade	9,312
Melbourne, Brevard	8,346
Winter Haven, Polk	8,087
Lehigh Acres, Lee	7,869
Delray Beach, Palm Beach	7,738
Riverview, Hillsborough	7,387
Vero Beach, Indian River	7,257
Milton, Santa Rosa	7,241
Davie, Broward	7,143
New Port Richey, Pasco	6,614
Sunrise, Broward	6,521
Lake City, Columbia	6,520
Fort Pierce, St. Lucie	6,359
Palm Bay, Brevard	6,276
Saint Cloud, Osceola	6,260
Largo, Pinellas	6,211
Coral Gables, Dade	6,189
Orange Park, Clay	6,154
Daytona Beach, Volusia	6,148
Apopka, Orange	5,932
Spring Hill, Hernando	5,750
Plantation, Broward	5,618
Brandon, Hillsborough	5,616
Clermont, Lake	5,578
North Miami Beach, Dade	5,530
Davenport, Polk	5,343

# COVID-19: characteristics of 1,645,507 Florida resident cases

Data through Jan 26, 2021 verified as of Jan 27, 2021 at 09:25 AM

Data in this report are provisional and subject to change.

The table below includes the cities and counties of residence for cases in Florida residents based on the patient's ZIP Code. Note that city is not always received as part of the initial notification and may be missing while the case is being investigated.

City and county	Cases
Plant City, Hillsborough	5,295
Weston, Broward	5,240
Sanford, Seminole	5,147
Jupiter, Palm Beach	5,057
Deltona, Volusia	5,043
Winter Garden, Orange	4,846
Deerfield Beach, Broward	4,803
Port Charlotte, Charlotte	4,649
Fort Walton Beach, Okaloosa	4,557
Tamarac, Broward	4,430
Stuart, Martin	4,411
Palm Coast, Flagler	4,270
Crestview, Okaloosa	4,184
Wesley Chapel, Pasco	4,155
Land O Lakes, Pasco	4,138
Miami Lakes, Dade	4,070
Palm Beach Gardens, Palm Beach	4,019
Deland, Volusia	4,009
Coconut Creek, Broward	3,984
Palmetto, Manatee	3,958
Winter Park, Orange	3,944
Palm Harbor, Pinellas	3,872
Margate, Broward	3,871
Oviedo, Seminole	3,795
Live Oak, Suwannee	3,744
Wellington, Palm Beach	3,742
Opa Locka, Dade	3,699
Altamonte Springs, Seminole	3,601
Middleburg, Clay	3,592
Venice, Sarasota	3,512
Lutz, Hillsborough	3,471
Haines City, Polk	3,437
North Port, Sarasota	3,435
Port Orange, Volusia	3,423
Punta Gorda, Charlotte	3,362
Ocoee, Orange	3,354
Brooksville, Hernando	3,345
Leesburg, Lake	3,344
Sebring, Highlands	3,341
Hallandale, Broward	3,317
Valrico, Hillsborough	3,280
Arcadia, Desoto	3,218
Saint Johns, St. Johns	3,192
The Villages, Sumter	3,157
Okeechobee, Okeechobee	3,132
Bonita Springs, Lee	3,122
Pembroke Pines, Broward	3,116
Immokalee, Collier	3,052
Ormond Beach, Volusia	3,044
Seminole, Pinellas	3,042
Navarre, Santa Rosa	3,016
Zephyrhills, Pasco	2,965
Longwood, Seminole	2,846
Windermere, Orange	2,837
Gulf Breeze, Santa Rosa	2,791
Pinellas Park, Pinellas	2,784
Cutler Ridge, Dade	2,747
Ruskin, Hillsborough	2,720
Cantonment, Escambia	2,715



# COVID-19: characteristics of 1,645,507 Florida resident cases

Data through Jan 26, 2021 verified as of Jan 27, 2021 at 09:25 AM

Data in this report are provisional and subject to change.

The table below includes the cities and counties of residence for cases in Florida residents based on the patient's ZIP Code. Note that city is not always received as part of the initial notification and may be missing while the case is being investigated.

City and county	Cases
North Lauderdale, Broward	2,714
Niceville, Okaloosa	2,675
North Miami, Dade	2,668
Quincy, Gadsden	2,637
Jacksonville Beach, Duval	2,615
Key West, Monroe	2,610
Crawfordville, Wakulla	2,592
Cocoa, Brevard	2,576
Lake Worth Beach, Palm Beach	2,558
Palatka, Putnam	2,502
Panama City Beach, Bay	2,477
Casselberry, Seminole	2,440
Hudson, Pasco	2,401
Bartow, Polk	2,391
Dade City, Pasco	2,375
Green Cove Springs, Clay	2,350
Fernandina Beach, Nassau	2,312
North Fort Myers, Lee	2,304
Perry, Taylor	2,293
Port Richey, Pasco	2,276
Oakland Park, Broward	2,225
Ponte Vedra Beach, St. Johns	2,218
Marianna, Jackson	2,214
Lake Mary, Seminole	2,181
Auburndale, Polk	2,157
Kissimmee, Polk	2,143
Winter Springs, Seminole	2,114
Clewiston, Hendry	2,104
Aventura, Dade	2,090
Titusville, Brevard	2,072
New Smyrna Beach, Volusia	2,046
Tarpon Springs, Pinellas	2,044
Lynn Haven, Bay	2,038
Lake Wales, Polk	2,014
Inverness, Citrus	2,000
Merritt Island, Brevard	1,976
Fleming Island, Clay	1,937
Royal Palm Beach, Palm Beach	1,920
Eustis, Lake	1,896
Belle Glade, Palm Beach	1,885
Santa Rosa Beach, Walton	1,878
Defuniak Springs, Walton	1,856
Chipley, Washington	1,851
Estero, Lee	1,844
Wimauma, Hillsborough	1,836
Parkland, Broward	1,814
Dunedin, Pinellas	1,789
Cooper City, Broward	1,787
Loxahatchee, Palm Beach	1,786
Labelle, Hendry	1,752
Starke, Bradford	1,750
Holiday, Pasco	1,733
Key Biscayne, Dade	1,708
Sarasota, Manatee	1,688
Destin, Okaloosa	1,669
Rockledge, Brevard	1,642
Mount Dora, Lake	1,634
Avon Park, Highlands	1,623
Odessa, Hillsborough	1,621

# COVID-19: characteristics of 1,645,507 Florida resident cases

Data through Jan 26, 2021 verified as of Jan 27, 2021 at 09:25 AM

Data in this report are provisional and subject to change.

The table below includes the cities and counties of residence for cases in Florida residents based on the patient's ZIP Code. Note that city is not always received as part of the initial notification and may be missing while the case is being investigated.

City and county	Cases
Mulberry, Polk	1,620
Parrish, Manatee	1,614
Palm City, Martin	1,601
Tavares, Lake	1,542
Seffner, Hillsborough	1,524
Mayo, Lafayette	1,496
Summerfield, Marion	1,492
Riviera Beach, Palm Beach	1,491
Yulee, Nassau	1,487
Coconut Grove, Dade	1,472
Wauchula, Hardee	1,466
Bonifay, Holmes	1,453
Crossings, Dade	1,449
Carol City, Dade	1,424
Groveland, Lake	1,418
Macclenny, Baker	1,415
Missing, Dade	1,392
Pinecrest, Dade	1,363
Maitland, Orange	1,350
Orange City, Volusia	1,347
Callahan, Nassau	1,338
Lithia, Hillsborough	1,311
Sebastian, Indian River	1,302
Crystal River, Citrus	1,301
Ponte Vedra, St. Johns	1,300
Lake Butler, Union	1,260
Lady Lake, Lake	1,234
Homosassa, Citrus	1,233
Biscayne Park, Dade	1,214
Dania, Broward	1,194
Pace, Santa Rosa	1,193
Madison, Madison	1,186
Atlantic Beach, Duval	1,184
Florida City, Dade	1,174
Indiantown, Martin	1,171
Sun City Center, Hillsborough	1,170
Palmetto Bay, Dade	1,162
Gibsonton, Hillsborough	1,155
Graceville, Jackson	1,150
Lake Placid, Highlands	1,144
Monticello, Jefferson	1,134
Century, Escambia	1,116
Dover, Hillsborough	1,111
Hobe Sound, Martin	1,102
Oldsmar, Pinellas	1,098
Alachua, Alachua	1,096
Apollo Beach, Hillsborough	1,092
Palm Springs, Palm Beach	1,058
Dunnellon, Marion	1,042
Edgewater, Volusia	1,027
Bellevue, Marion	1,018
El Portal, Dade	999
Debary, Volusia	993
Newberry, Alachua	987
North Palm Beach, Palm Beach	983
Havana, Gadsden	983
Jasper, Hamilton	977
Lantana, Palm Beach	976
Lecanto, Citrus	973

# COVID-19: characteristics of 1,645,507 Florida resident cases

Data through Jan 26, 2021 verified as of Jan 27, 2021 at 09:25 AM

Data in this report are provisional and subject to change.

The table below includes the cities and counties of residence for cases in Florida residents based on the patient's ZIP Code. Note that city is not always received as part of the initial notification and may be missing while the case is being investigated.

City and county	Cases
Hilliard, Nassau	971
South Miami, Dade	965
Blountstown, Calhoun	963
Williston, Levy	919
Sanderson, Baker	888
Jensen Beach, Martin	887
Everglades National Park, Dade	884
Freeport, Walton	882
Beverly Hills, Citrus	864
Satellite Beach, Brevard	864
Safety Harbor, Pinellas	860
Keystone Heights, Clay	851
Ellenton, Manatee	850
Trenton, Gilchrist	849
Wewahitchka, Gulf	843
Wildwood, Sumter	822
Coleman, Sumter	814
Moore Haven, Glades	808
Lauderhill, Broward	808
Fellsmere, Indian River	803
Nokomis, Sarasota	796
Mary Esther, Okaloosa	789
Frostproof, Polk	788
Englewood, Charlotte	785
Hernando, Citrus	781
Wilton Manors, Broward	779
Fisher Island, Dade	770
Dunnellon, Citrus	763
Port Saint Joe, Gulf	760
Bushnell, Sumter	758
Bristol, Liberty	758
Cross City, Dixie	756
Key Largo, Monroe	744
Polk City, Polk	739
Medley, Dade	737
Shalimar, Okaloosa	712
Uleta, Dade	704
Olympia Heights, Dade	703
South Bay, Palm Beach	699
Pahokee, Palm Beach	690
Lauderdale Lakes, Broward	686
Coral, Dade	680
Chattahoochee, Gadsden	680
Marco Island, Collier	679
Glen Saint Mary, Baker	650
Englewood, Sarasota	646
Fort Meade, Polk	640
Cocoa Beach, Brevard	639
Crescent City, Putnam	633
High Springs, Alachua	632
Lawtey, Bradford	624
Interlachen, Putnam	622
Indialantic, Brevard	614
Chiefland, Levy	614
Miramar Beach, Walton	599
Bowling Green, Hardee	595
Thonotosassa, Hillsborough	595
Minneola, Lake	595
Sorrento, Lake	594

# COVID-19: characteristics of 1,645,507 Florida resident cases

Data through Jan 26, 2021 verified as of Jan 27, 2021 at 09:25 AM

Data in this report are provisional and subject to change.

The table below includes the cities and counties of residence for cases in Florida residents based on the patient's ZIP Code. Note that city is not always received as part of the initial notification and may be missing while the case is being investigated.

City and county	Cases
Spring Hill, Pasco	591
Trinity, Pasco	585
Marathon, Monroe	577
Old Town, Dixie	565
Jacksonville, St. Johns	565
Southwest Ranches, Broward	564
Neptune Beach, Duval	560
Fruitland Park, Lake	560
Lake Alfred, Polk	549
Fort Myers Beach, Lee	537
Fort White, Columbia	523
West Melbourne, Brevard	519
Carrabelle, Franklin	511
Sneads, Jackson	509
Belle Isle, Orange	499
Umatilla, Lake	499
Bronson, Levy	498
Baker, Okaloosa	492
Clearwater Beach, Pinellas	475
Jay, Santa Rosa	466
Sweetwater, Dade	464
South Daytona, Volusia	454
Palm Beach, Palm Beach	450
Cottondale, Jackson	439
Weeki Wachee, Hernando	438
Hawthorne, Alachua	436
Gulfport, Pinellas	435
Mascotte, Lake	429
Silver Springs, Marion	429
Midway, Gadsden	419
Florida State University, Leon	416
East Palatka, Putnam	414
Oakland, Orange	413
Citra, Marion	407
Rotunda West, Charlotte	404
Bunnell, Flagler	404
Molino, Escambia	401
Zolfo Springs, Hardee	397
Oxford, Sumter	393
Centerville, Leon	389
Altha, Calhoun	389
Melbourne Beach, Brevard	377
Surfside, Dade	374
Youngstown, Bay	371
Myakka City, Manatee	367
Apalachicola, Franklin	362
Branford, Suwannee	360
Ocklawaha, Marion	356
Cape Canaveral, Brevard	353
Flagler Beach, Flagler	353
Tavernier, Monroe	352
Raiford, Union	351
Alva, Lee	350
Celebration, Osceola	349
Indian Harbour Beach, Brevard	338
Archer, Alachua	338
Mims, Brevard	337
Hastings, St. Johns	335
Haverhill, Palm Beach	321

# COVID-19: characteristics of 1,645,507 Florida resident cases

Data through Jan 26, 2021 verified as of Jan 27, 2021 at 09:25 AM

Data in this report are provisional and subject to change.

The table below includes the cities and counties of residence for cases in Florida residents based on the patient's ZIP Code. Note that city is not always received as part of the initial notification and may be missing while the case is being investigated.

City and county	Cases
Dundee, Polk	321
Bal Harbour, Dade	318
De Leon Springs, Volusia	317
Bell, Gilchrist	317
Osprey, Sarasota	316
Grand Ridge, Jackson	309
Pierson, Volusia	306
Malone, Jackson	304
Eagle Lake, Polk	298
Greenville, Madison	296
Webster, Sumter	295
West Miami, Dade	291
Lake Park, Palm Beach	289
Jennings, Hamilton	288
Floral City, Citrus	286
Holly Hill, Volusia	286
Lehigh, Lee	280
Ave Maria, Collier	280
Eastpoint, Franklin	279
Vernon, Washington	279
Grand Island, Lake	278
Satsuma, Putnam	275
Tequesta, Palm Beach	271
Gotha, Orange	271
Westville, Holmes	270
Chuluota, Seminole	270
Elkton, St. Johns	264
Montverde, Lake	262
Indian Rocks Beach, Pinellas	259
Melrose, Putnam	258
Greenwood, Jackson	258
Reddick, Marion	258
Bryceville, Nassau	248
Kenneth City, Pinellas	244
Valparaiso, Okaloosa	241
Alafaya, Orange	240
O Brien, Suwannee	237
Ponce De Leon, Holmes	236
Sebastian, Brevard	236
Winter Park, Seminole	235
Laurel Hill, Okaloosa	235
Malabar, Brevard	234
San Antonio, Pasco	231
South Pasadena, Pinellas	224
Belleair, Pinellas	222
Lake Panasoffkee, Sumter	219
Fort McCoy, Marion	215
Anthony, Marion	212
Edgewood, Orange	212
Gretna, Gadsden	211
Southport, Bay	204
Morriston, Levy	202
Geneva, Seminole	200
Hosford, Liberty	200
Sanibel, Lee	198
White Springs, Hamilton	198
Lee, Madison	196
Wellborn, Suwannee	196
Kindred, Osceola	195

# COVID-19: characteristics of 1,645,507 Florida resident cases

Data through Jan 26, 2021 verified as of Jan 27, 2021 at 09:25 AM

Data in this report are provisional and subject to change.

The table below includes the cities and counties of residence for cases in Florida residents based on the patient's ZIP Code. Note that city is not always received as part of the initial notification and may be missing while the case is being investigated.

City and county	Cases
Inlet Beach, Walton	195
Bay Harbor Islands, Dade	191
Greenacres, Palm Beach	185
Eglin Air Force Base, Okaloosa	182
Saint James City, Lee	182
Fountain, Bay	182
Weirsdale, Marion	181
Mcdavid, Escambia	178
Fern Park, Seminole	177
The Villages, Marion	176
Hallandale Beach, Broward	175
Mcalpin, Suwannee	174
Longboat Key, Manatee	172
Azalea Park, Orange	172
Sopchoppy, Wakulla	170
Holmes Beach, Manatee	163
Juno Beach, Palm Beach	160
Howey-In-The-Hills, Lake	158
Alford, Jackson	158
University Of Central Fl, Orange	158
Islamorada, Monroe	157
Lakewood Ranch, Manatee	156
Zellwood, Orange	156
Astatula, Lake	154
Micanopy, Alachua	154
Altoona, Lake	153
Babson Park, Polk	153
Holt, Okaloosa	151
Lauderdale By The Sea, Broward	150
Caryville, Washington	147
Madeira Beach, Pinellas	147
The Villages, Lake	146
University Of Miami, Dade	143
Summerland Key, Monroe	143
Poinciana, Polk	140
Bokeelia, Lee	138
Center Hill, Sumter	137
Clair-Mel City, Hillsborough	137
Pomona Park, Putnam	136
Lockhart, Orange	135
Hiawassee, Orange	135
Atlantis, Palm Beach	134
Bay Lake, Orange	134
Lake Helen, Volusia	133
Viera, Brevard	131
Rocky Point, Hillsborough	130
Mangonia Park, Palm Beach	130
Oak Hill, Volusia	128
Odessa, Pasco	126
University Of Fl, Alachua	125
Ponce Inlet, Volusia	123
Carrollwood, Hillsborough	120
Apopka, Seminole	119
Hollister, Putnam	118
Grant-Valkaria, Brevard	116
Matlacha, Lee	116
Golden Beach, Dade	115
Osteen, Volusia	113
Hypoluxo, Palm Beach	112



# COVID-19: characteristics of 1,645,507 Florida resident cases

Data through Jan 26, 2021 verified as of Jan 27, 2021 at 09:25 AM

Data in this report are provisional and subject to change.

The table below includes the cities and counties of residence for cases in Florida residents based on the patient's ZIP Code. Note that city is not always received as part of the initial notification and may be missing while the case is being investigated.

City and county	Cases
Baldwin, Duval	111
San Mateo, Putnam	110
Clarksville, Calhoun	109
Cutler Bay, Dade	109
Big Pine Key, Monroe	107
Steinhatchee, Taylor	106
Cloud Lake, Palm Beach	105
Sumterville, Sumter	105
Lutz, Pasco	104
Citrus Springs, Citrus	104
Lake Hamilton, Polk	103
Placida, Charlotte	102
Inglis, Levy	101
Kendall, Dade	101
Hampton, Bradford	100
Lady Lake, Sumter	97
South Fort Myers, Lee	97
Buena Ventura Lakes, Osceola	97
Panacea, Wakulla	96
Seville, Volusia	96
Paisley, Lake	90
Christmas, Orange	89
Dinsmore, Duval	89
Florahome, Putnam	88
Canal Point, Palm Beach	88
Harmony, Osceola	88
Waldo, Alachua	87
Temple Terrace, Hillsborough	87
Hurlburt Field, Okaloosa	87
Belleair Beach, Pinellas	86
Brooker, Bradford	86
Bascom, Jackson	86
Tierra Verde, Pinellas	85
Lamont, Jefferson	85
Callaway, Bay	84
Tyndall Air Force Base, Bay	82
Missing, Volusia	82
Maitland, Seminole	79
Astor, Lake	79
University Of Central Florida, Orange	77
F M, Lee	77
Pinetta, Madison	77
Fruit Cove, St. Johns	77
Barefoot Bay, Brevard	75
Lorida, Highlands	75
Palma Ceia, Hillsborough	73
Lighthouse Point, Broward	73
Avon Park, Polk	72
University Of South Florida, Hillsborough	72
Cedar Key, Levy	70
Crystal Beach, Pinellas	70
Bradenton Beach, Manatee	69
Missing, Orange	69
Eatonville, Orange	68
Ochopee, Collier	67
Fort Denaud, Hendry	66
Ocean Ridge, Palm Beach	66
Campbellton, Jackson	66
Welaka, Putnam	65

# COVID-19: characteristics of 1,645,507 Florida resident cases

Data through Jan 26, 2021 verified as of Jan 27, 2021 at 09:25 AM

Data in this report are provisional and subject to change.

The table below includes the cities and counties of residence for cases in Florida residents based on the patient's ZIP Code. Note that city is not always received as part of the initial notification and may be missing while the case is being investigated.

City and county	Cases
Kathleen, Polk	64
Patrick Air Force Base, Brevard	64
Air Mail Facility, Dade	63
Dania Beach, Broward	63
Stock Island, Monroe	62
Barry University, Dade	62
Sunny Isles Beach, Dade	61
Boca Grande, Lee	60
Saint Pete Beach, Pinellas	60
Greensboro, Gadsden	60
North Venice, Sarasota	59
City Of Sunrise, Broward	59
West Park, Broward	59
Orlando, Seminole	58
Princeton, Dade	58
Bonita Beach, Lee	57
Yalaha, Lake	57
Florida Gulf Coast Univ, Lee	55
Georgetown, Putnam	54
Destin, Walton	52
Orlando, Dade	51
Reunion, Osceola	51
Bellview, Escambia	49
Missing, Lee	49
Treasure Island, Pinellas	48
North Redington Beach, Pinellas	48
Anna Maria, Manatee	47
Felda, Hendry	47
Walnut Hill, Escambia	47
Ona, Hardee	47
Northdale, Hillsborough	47
Heathrow, Seminole	47
Cudjoe Key, Monroe	46
Mexico Beach, Bay	46
Missing, St. Johns	46
Micco, Brevard	46
Palm Beach Shores, Palm Beach	45
Missing, Santa Rosa	45
Singer Island, Palm Beach	45
Lake Suzy, Desoto	45
Aloma, Orange	45
Saint Leo, Pasco	44
Orlando, Osceola	44
Cinco Bayou, Okaloosa	42
Town N Country, Hillsborough	42
Sewalls Point, Martin	41
Miami Springs, Dade	40
Highland City, Polk	40
Miromar Lakes, Lee	40
University Of Tampa, Hillsborough	40
Enterprise, Volusia	40
Salt Springs, Marion	39
Saint Johns, Duval	39
Terra Ceia, Manatee	39
Okahumpka, Lake	39
Duette, Manatee	39
Intercession City, Osceola	39
Manalapan, Palm Beach	38
Village Of Wellington, Palm Beach	38

# COVID-19: characteristics of 1,645,507 Florida resident cases

Data through Jan 26, 2021 verified as of Jan 27, 2021 at 09:25 AM

Data in this report are provisional and subject to change.

The table below includes the cities and counties of residence for cases in Florida residents based on the patient's ZIP Code. Note that city is not always received as part of the initial notification and may be missing while the case is being investigated.

City and county	Cases
Orlando, Broward	38
Orlando, Volusia	37
Gulf Breeze, Escambia	37
Orlando, Polk	37
Eaton Park, Polk	37
Ponte Vedra, Duval	37
Waverly, Polk	37
Ebro, Washington	36
Missing, Marion	35
Key Colony Beach, Monroe	34
Naranja, Dade	34
Miami, Unknown	34
Flemington, Marion	34
Florence Villa, Polk	34
Highland Beach, Palm Beach	33
Green Acres, Palm Beach	33
Kenansville, Osceola	33
Palm Shores, Brevard	32
Bagdad, Santa Rosa	31
Dowling Park, Suwannee	31
Village Wellington, Palm Beach	31
Bayonet Point, Pasco	31
Lacoochee, Pasco	30
Pasadena, Pinellas	30
Florida International Univ, Dade	30
Missing, Duval	30
Bonita Springs, Collier	29
Bay Pines, Pinellas	29
Hialeah Gardens, Dade	29
Orlando, Hillsborough	29
Lulu, Columbia	29
Tice, Lee	28
Florida A And M University, Leon	28
Jupiter, Martin	27
Miami Shores, Dade	27
Pensacola Beach, Santa Rosa	27
Penney Farms, Clay	26
Florida State, Leon	26
Caryville, Holmes	26
Hallandle Beach, Broward	26
Nocatee, Desoto	26
Univ Of FI Student Dorms, Alachua	26
South Palm Beach, Palm Beach	25
Eloise, Polk	25
Stetson University, Volusia	25
Cortez, Manatee	25
Missing, Palm Beach	25
Kinard, Calhoun	25
Chokoloskee, Collier	25
Homeland, Polk	25
Horseshoe Beach, Dixie	25
South Miami Heights, Dade	25
Labelle, Glades	24
North Bay Village, Dade	24
Poinciana, Osceola	24
Earleton, Alachua	24
Homosassa Springs, Citrus	24
Santa Fe, Alachua	24
Mcintosh, Marion	24

# COVID-19: characteristics of 1,645,507 Florida resident cases

Data through Jan 26, 2021 verified as of Jan 27, 2021 at 09:25 AM

Data in this report are provisional and subject to change.

The table below includes the cities and counties of residence for cases in Florida residents based on the patient's ZIP Code. Note that city is not always received as part of the initial notification and may be missing while the case is being investigated.

City and county	Cases
Missing, Escambia	23
Siesta Key, Sarasota	23
Tangerine, Orange	23
City Of Westlake, Palm Beach	23
Bostwick, Putnam	22
Florida Dept Of Corrections, Union	22
Long Key, Monroe	22
Lealman, Pinellas	22
Missing, Pasco	22
Goulds, Dade	22
Tioga, Alachua	22
Indian Lake Estates, Polk	22
Bonaventure, Broward	21
Venus, Highlands	21
New Smyrna, Volusia	21
Perdido Key, Escambia	21
Westchase, Hillsborough	21
Bayshore Gardens, Manatee	21
Missing, St. Lucie	21
Bradley, Polk	21
La Crosse, Alachua	21
Sparr, Marion	20
Sydney, Hillsborough	20
Bonifay, Washington	20
Missing, Hillsborough	20
Palmdale, Glades	20
Wausau, Washington	20
Balm, Hillsborough	20
Fort Lauderdale, Dade	20
Lakeshore, Polk	20
Missing, Lake	19
Sun City, Hillsborough	19
Yankeetown, Levy	19
Crystal Springs, Pasco	19
Ridge Manor, Pasco	19
Little Torch Key, Monroe	19
Hawthorne, Putnam	19
Pine Hills, Orange	18
Everglades City, Collier	18
Paxton, Walton	18
Orlando, Palm Beach	18
Alturas, Polk	18
Sugarloaf Key, Monroe	18
Missing, Monroe	18
Babcock Ranch, Lee	18
Mexico Beach, Gulf	18
Orange Lake, Marion	18
Branford, Lafayette	18
Saint Marks, Wakulla	18
Pine Castle, Orange	18
Wabasso, Indian River	17
Miami, Broward	17
Florida International University, Dade	17
Loughman, Polk	17
Parker, Bay	17
Candler, Marion	17
Lowell, Marion	17
Laud-By-The-Sea, Broward	16
Graceville, Holmes	16

# COVID-19: characteristics of 1,645,507 Florida resident cases

Data through Jan 26, 2021 verified as of Jan 27, 2021 at 09:25 AM

Data in this report are provisional and subject to change.

The table below includes the cities and counties of residence for cases in Florida residents based on the patient's ZIP Code. Note that city is not always received as part of the initial notification and may be missing while the case is being investigated.

City and county	Cases
Mango, Hillsborough	16
Pembroke Park, Broward	16
West Panama City Beach, Bay	16
Champions Gate, Polk	16
Citrus Ridge, Indian River	16
Indian River Shores, Indian River	16
Nalcrest, Polk	16
Maxville, Duval	16
Gulf Stream, Palm Beach	15
Orlando, Pinellas	15
Plymouth, Orange	15
Jensen Beach, St. Lucie	15
Golden Oak, Orange	14
Westlake, Palm Beach	14
Davenport, Osceola	14
Lake City, Suwannee	14
Murdock, Charlotte	14
Winter Garden, Lake	14
Mount Dora, Orange	14
Goodland, Collier	14
Village Of Palmetto Bay, Dade	14
Webster, Hernando	14
Gulf Hammock, Levy	14
Hernando Beach, Hernando	14
White Springs, Columbia	14
Tallevast, Manatee	13
Union Park, Orange	13
Suwannee, Dixie	13
Wewahitchka, Calhoun	13
Orlando, Brevard	13
Forest City, Orange	13
Fort Ogden, Desoto	13
Woodville, Leon	13
Orlando, Lake	13
Archer, Levy	12
Kissimmee, Orange	12
Lake Buena Vista, Orange	12
Hollywood, Dade	12
Buckingham, Lee	12
Saint George Island, Franklin	12
Otter Creek, Levy	12
Missing, Pinellas	12
Fort Charlotte, Charlotte	12
Daytona Beach Shores, Volusia	12
Graham, Bradford	12
Pensacola Beach, Escambia	12
High Springs, Gilchrist	12
Hutchinson Island, St. Lucie	12
Copeland, Collier	11
Shady Hills, Pasco	11
Kingsley Lake, Bradford	11
Gonzalez, Escambia	11
Holder, Citrus	11
Mount Plymouth, Lake	11
Wahneta, Polk	11
Orlando, Leon	11
Durant, Hillsborough	11
Redington Shores, Pinellas	11
Long Boat Key, Manatee	11

# COVID-19: characteristics of 1,645,507 Florida resident cases

Data through Jan 26, 2021 verified as of Jan 27, 2021 at 09:25 AM

Data in this report are provisional and subject to change.

The table below includes the cities and counties of residence for cases in Florida residents based on the patient's ZIP Code. Note that city is not always received as part of the initial notification and may be missing while the case is being investigated.

City and county	Cases
Unknown, Dade	11
Jacksonville, Unknown	11
Watersound, Walton	11
Brooksville, Pasco	11
Saint Lucie West, St. Lucie	11
Trenton, Levy	11
Ramrod Key, Monroe	10
Lake Monroe, Seminole	10
Missing, Collier	10
Johns Pass Village, Pinellas	10
Telogia, Liberty	10
Trilby, Pasco	10
Orlando, Duval	10
Leisure City, Dade	10
Laurel Hill, Walton	10
Roseland, Indian River	10
Nichols, Polk	10
Missing, Seminole	10
Missing, Manatee	10
Greenville, Taylor	10
Hillsboro Beach, Broward	10
Braden River, Manatee	10
Passport, Unknown	10
Steinhatchee, Dixie	10
Missing, Nassau	10
Rosemary Beach, Walton	10
Los Angeles, Dade	9
Lloyd, Jefferson	9
Lamont, Madison	9
Cypress, Jackson	9
Rubonia, Manatee	9
Indian Creek Village, Dade	9
Seacrest, Walton	9
Fanning Springs, Gilchrist	9
Perrine, Dade	9
West Delray Beach, Palm Beach	9
Dade City, Hernando	9
Briny Breezes, Palm Beach	9
Cottdonale, Washington	9
Sea Ranch Lakes, Broward	9
Palma Sola, Manatee	9
Beverly Beach, Flagler	9
Lake Como, Putnam	9
Choctaw Beach, Okaloosa	9
Belleair Bluffs, Pinellas	9
University Park, Manatee	9
Wekiva Springs, Seminole	9
Seybold, Dade	8
Cross Creek, Alachua	8
Ferndale, Lake	8
Goldenrod, Seminole	8
Jerome, Collier	8
Hialeah, Unknown	8
Ponce De Leon, Walton	8
Citrus Hills, Citrus	8
Elfers, Pasco	8
Missing, Unknown	8
Salem, Taylor	8
Virginia Gardens, Dade	8



# COVID-19: characteristics of 1,645,507 Florida resident cases

Data through Jan 26, 2021 verified as of Jan 27, 2021 at 09:25 AM

Data in this report are provisional and subject to change.

The table below includes the cities and counties of residence for cases in Florida residents based on the patient's ZIP Code. Note that city is not always received as part of the initial notification and may be missing while the case is being investigated.

City and county	Cases
Naples, Lee	8
Florida State Univ Admin, Leon	8
Forest City, Seminole	8
Ozona, Pinellas	8
Keystone Heights, Bradford	7
Orlando, Pasco	7
Lakewood Ranch, Sarasota	7
University Of Central Fl, Hillsborough	7
Orange Springs, Marion	7
Evinston, Alachua	7
Basinger, Okeechobee	7
Grant Valkaria, Brevard	7
Port Saint John, Brevard	7
Redington Beach, Pinellas	7
Innovation, Pasco	7
Deer Island, Lake	7
East Lake, Marion	7
Wildlight, Nassau	7
Eau Gallie, Brevard	7
Captiva, Lee	7
Orlando, Alachua	7
Niceville, Walton	7
Palm City, St. Lucie	7
Aripeka, Pasco	7
Maitland, Volusia	7
Pine Ridge, Citrus	7
Switzerland, St. Johns	7
Sunny Hills, Washington	6
Orlando, Flagler	6
Orlando, Marion	6
Missing, Indian River	6
Grandin, Putnam	6
River Ranch, Polk	6
Punta Gorda, Lee	6
Quail Heights, Dade	6
Saint Augustine Beach, St. Johns	6
Fairfield, Marion	6
Missing, Broward	6
Labelle, Lee	6
Missing, Walton	6
Alys Beach, Bay	6
Gibsonia, Polk	6
Maitland, Hillsborough	6
Winderemere, Orange	6
Winter Park, Polk	6
Lake Butler, Bradford	6
Orange Park, Duval	6
Mayport Naval Station, Duval	6
Fernandina, Nassau	6
Maitland, Osceola	6
Umatilla, Marion	6
Morriston, Marion	6
Missing, Citrus	6
Duck Key, Monroe	6
Miccosukee, Leon	6
Orchid, Indian River	6
Ybor City, Hillsborough	5
Haines Creek, Lake	5
Fort Lauderdale, Palm Beach	5

# COVID-19: characteristics of 1,645,507 Florida resident cases

Data through Jan 26, 2021 verified as of Jan 27, 2021 at 09:25 AM

Data in this report are provisional and subject to change.

The table below includes the cities and counties of residence for cases in Florida residents based on the patient's ZIP Code. Note that city is not always received as part of the initial notification and may be missing while the case is being investigated.

City and county	Cases
Babcock Ranch, Charlotte	5
Longboat Key, Sarasota	5
PSI, Unknown	5
N/A, Unknown	5
Inglis, Citrus	5
Ocoee, Lake	5
Okeechobee, Martin	5
Orlando, Manatee	5
Missing, Bay	5
Nobleton, Hernando	5
Fort Lauderdale, Lee	5
University Of Central FI, Martin	5
Westchester, Dade	5
Port Salerno, Martin	5
Grove City, Charlotte	5
Barberville, Volusia	5
Ebro, Bay	5
Eglin, Okaloosa	5
Scottsmoor, Brevard	5
Missing, Okaloosa	5
Indian Shores, Pinellas	5
Putnam Hall, Putnam	5
Stuart, St. Lucie	5
Pass, Unknown	5
Valkaria, Brevard	5
Holt, Santa Rosa	5
White City, Gulf	5
Worthington Springs, Union	5
Shady Grove, Taylor	4
Inlet Beach, Bay	4
Missing, Leon	4
Milton, Escambia	4
Mayport, Duval	4
West Bradenton, Manatee	4
Port Charlotte, Unknown	4
Okeechobee, Glades	4
Live Oak, Madison	4
Loxahatchee Groves, Palm Beach	4
Missing, Polk	4
Miami, Palm Beach	4
Deerfield Beach, Palm Beach	4
Missing, Brevard	4
Missing, Clay	4
Glen Ridge, Palm Beach	4
Coco River, Collier	4
Hialeah, Broward	4
Melrose, Bradford	4
Mid Florida, Seminole	4
Ocean Breeze, Martin	4
Sandestin, Walton	4
Saint Augustine, Duval	4
Point Washington, Walton	4
Williston, Marion	4
El Jobean, Charlotte	4
Bella Collina, Lake	4
Anastasia Island, St. Johns	4
Hinsdale, Manatee	4
Oneco, Manatee	4
Wakulla Springs, Wakulla	4

# COVID-19: characteristics of 1,645,507 Florida resident cases

Data through Jan 26, 2021 verified as of Jan 27, 2021 at 09:25 AM

Data in this report are provisional and subject to change.

The table below includes the cities and counties of residence for cases in Florida residents based on the patient's ZIP Code. Note that city is not always received as part of the initial notification and may be missing while the case is being investigated.

City and county	Cases
International Service Center, Dade	4
Missing, Putnam	4
Day, Lafayette	4
Orlando, Lee	4
San Carlos Park, Lee	4
Jacksonville Naval Air Station, Duval	4
Miramar, Dade	4
Newberry, Gilchrist	4
Miami Gardens, Unknown	4
Okeechobee, Osceola	4
Bayou George, Bay	4
Branford, Gilchrist	4
Clewiston, Palm Beach	4
Glenwood, Volusia	4
Clarcona, Orange	4
Pensacola, Unknown	4
Sugarloaf, Monroe	3
Westville, Walton	3
Boca Raton, Broward	3
Ft Pierce, St. Lucie	3
Milligan, Okaloosa	3
Lamont, Taylor	3
Coraopolis, Citrus	3
Conch Key, Monroe	3
Chicago, Lee	3
Cape Haze, Charlotte	3
Bristol, Calhoun	3
Boynton Beach, Broward	3
North Fort Myers, Charlotte	3
Jacksonville, Alachua	3
Kissimmee, Unknown	3
Sorrento, Orange	3
Cypress Gardens, Polk	3
Crestview, Walton	3
Fernandina Beach, Duval	3
Fpo, Duval	3
Bowling Green, Polk	3
Cape San Blas, Gulf	3
Apopka, Lake	3
Monticello, Madison	3
Missing, Martin	3
Indian Rock Beach, Pinellas	3
Hollywood, Unknown	3
Vernon, Bay	3
Mayport Naval Housing, Duval	3
Pompano Beach, Palm Beach	3
Samoset, Manatee	3
San Fernando, Unknown	3
Jonesville, Alachua	3
Julington Creek, St. Johns	3
Jupiter Island, Martin	3
Ocean Reef Club, Monroe	3
Mims, Volusia	3
Miami Beach, Unknown	3
Altamonte Springs, Orange	3
Alys Beach, Walton	3
East Rockland Key, Monroe	3
Seacrest, Bay	3
Vero Beach, St. Lucie	3

# COVID-19: characteristics of 1,645,507 Florida resident cases

Data through Jan 26, 2021 verified as of Jan 27, 2021 at 09:25 AM

Data in this report are provisional and subject to change.

The table below includes the cities and counties of residence for cases in Florida residents based on the patient's ZIP Code. Note that city is not always received as part of the initial notification and may be missing while the case is being investigated.

City and county	Cases
Pass, Dade	3
Margate, Unknown	3
Los Angeles, Broward	3
Highland Park, Polk	3
Brewton, Escambia	3
Apopka, Broward	3
Missing, Sarasota	3
Missing, Taylor	3
Lanark Village, Franklin	3
Maitland, Polk	3
Pp, Dade	3
Pp, Unknown	3
Orem, Palm Beach	3
Woodside, Broward	3
Hallandale Beach, Unknown	3
Blountstown, Liberty	3
Lynbrook, Broward	3
Miami Gardens, Broward	3
Lakeland, Hillsborough	3
Lake City, Duval	3
Immokalee, Lee	3
Palm Coast, Volusia	3
Orlando, Unknown	3
Port Saint Lucie, Martin	3
Saint Augusaintine Beach, St. Johns	3
Village Of Golf, Palm Beach	3
Wildwood, Marion	3
Laurel, Sarasota	3
Ludlam, Dade	3
Jacksonville, Clay	3
Clermont, Orange	3
Fort Myers, Collier	3
Pineland, Lee	3
Tampa Palms, Hillsborough	3
Tampa, Pinellas	3
Winter Garden, Seminole	3
West Palm Beach, Dade	2
Tarpon Springs, Pasco	2
Orlando, Charlotte	2
Orlando, Santa Rosa	2
Oklawaha, Marion	2
Olustee, Baker	2
Winter Park, Leon	2
Fort Pierce, Martin	2
Clermont, Polk	2
Doctors Inlet, Clay	2
Deland, Lake	2
Bronx, Seminole	2
Bonifay, Jackson	2
Bonnie, Sarasota	2
Greenville, Jefferson	2
Lecanto, Marion	2
Maitland, Leon	2
Missing, Hernando	2
Windermere, Seminole	2
West Villages, Sarasota	2
Upper Key Largo, Monroe	2
University Of Central Florida, Brevard	2
Zellwood, Lake	2

# COVID-19: characteristics of 1,645,507 Florida resident cases

Data through Jan 26, 2021 verified as of Jan 27, 2021 at 09:25 AM

Data in this report are provisional and subject to change.

The table below includes the cities and counties of residence for cases in Florida residents based on the patient's ZIP Code. Note that city is not always received as part of the initial notification and may be missing while the case is being investigated.

City and county	Cases
Saint Petersburg, Hillsborough	2
Seven Springs, Pasco	2
None, Dade	2
Lake Geneva, Clay	2
Lawtey, Union	2
Lutz, Pinellas	2
Los Angeles, Okaloosa	2
Miami, Orange	2
Mount Pleasant, Gadsden	2
Missing, Jackson	2
Navarre, Okaloosa	2
Blountstown, Jackson	2
Alligator Point, Franklin	2
Coconut Creek, Unknown	2
Fort Myers, Unknown	2
Crawfordville, Leon	2
Eatonville, Lake	2
Fort Lauderdale, Unknown	2
Wimauma, Manatee	2
University Of Central Florida, Palm Beach	2
University Of Central Florida, Pinellas	2
Sumatra, Liberty	2
Pensacola, Santa Rosa	2
Provo, Broward	2
Portland, Unknown	2
Maitland, Lake	2
Lake Harbor, Palm Beach	2
Moore Haven, Hendry	2
Naples, Broward	2
Cassadaga, Volusia	2
Hialeah Lakes, Dade	2
Fort Walton Beach, Walton	2
Dunnellon, Levy	2
Jacksonville, Dade	2
Madison, Unknown	2
Lake Worth, Broward	2
Maitland, Pasco	2
Florida Power & Light Co, Dade	2
Amelia City, Nassau	2
Alligator Point, Wakulla	2
Chipley, Jackson	2
Bruce, Holmes	2
Orlando, Okaloosa	2
University Of Central Florida, Broward	2
Vero Beach, Brevard	2
University Of Central FI, Seminole	2
Union, Manatee	2
Venice, Dade	2
Sand Lake, Orange	2
Port St. Lucie, St. Lucie	2
Winter Park, Volusia	2
Winter Springs, Orange	2
Windermere, Hillsborough	2
Eatonville, Polk	2
High Springs, Columbia	2
Alford, Washington	2
Miami, Martin	2
Miramar, Unknown	2
Long Beach, Orange	2

# COVID-19: characteristics of 1,645,507 Florida resident cases

Data through Jan 26, 2021 verified as of Jan 27, 2021 at 09:25 AM

Data in this report are provisional and subject to change.

The table below includes the cities and counties of residence for cases in Florida residents based on the patient's ZIP Code. Note that city is not always received as part of the initial notification and may be missing while the case is being investigated.

City and county	Cases
Okeechobee, Highlands	2
Orlando, Escambia	2
New Port Richey, Hillsborough	2
Labelle, Collier	2
Lauderhill, Unknown	2
Jena, Taylor	2
Longwood, Unknown	2
Seguin, Unknown	2
Sunrise, Unknown	2
Tampa, Broward	2
Port Canaveral, Brevard	2
Plantation Key, Monroe	2
Orlando, St. Lucie	2
Oakland Park, Unknown	2
Weirsdale, Lake	2
Green Cove Springs, Duval	2
Island Grove, Alachua	2
Marysville, Dade	2
Claysville, Hernando	2
Cibolo, Orange	2
Cross Key, Monroe	2
Crescent Beach, Sarasota	2
Dade City, Unknown	2
Defuniak Springs, Okaloosa	2
Summerfield, Unknown	2
Sharpes, Brevard	2
Sebring, Desoto	2
Pompano Beach, Unknown	2
Saint Lucie Village, St. Lucie	2
Tampa, Hernando	2
Vero Beach, Unknown	2
Yeehaw, Okeechobee	2
Wauchula, Desoto	2
Jacksonville Naval Hospital, Duval	2
Jacksonville, Nassau	2
Longview, Dade	2
Hosford, Calhoun	2
Melrose, Clay	2
Mesa, Unknown	2
Noma, Holmes	2
Ormond Beach, Flagler	2
Panama City, Unknown	2
000000, Unknown	2
Land O Lakes, Hillsborough	2
Lakeland, Unknown	2
Lady Lake, Marion	2
Fort Lauderdale, Alachua	2
Doral, Unknown	2
Homeless, Hillsborough	2
Brooklyn, Broward	2
Cross City, Taylor	2
Carl Fisher, Dade	2
Windermere, Lake	2
Saint Marys, Nassau	2
Wacissa, Jefferson	2
Port Saint Lucie, Palm Beach	2
Orlo Vista, Orange	2
Other, Dade	1
Palmetto Bay, Palm Beach	1



# COVID-19: characteristics of 1,645,507 Florida resident cases

Data through Jan 26, 2021 verified as of Jan 27, 2021 at 09:25 AM

Data in this report are provisional and subject to change.

The table below includes the cities and counties of residence for cases in Florida residents based on the patient's ZIP Code. Note that city is not always received as part of the initial notification and may be missing while the case is being investigated.

City and county	Cases
Palmetto, Pasco	1
Pass-A-Grille Beach, Pinellas	1
Pembroke Lakes, Broward	1
Prattville, Hillsborough	1
Prestonsburg, Bay	1
Quincy, Jackson	1
Rapid City, Broward	1
Red Bay, Holmes	1
Piasa, Putnam	1
Russellville, Bay	1
Saint Cloud, Palm Beach	1
Waipahu, Santa Rosa	1
Ward, Polk	1
Wellborn, Columbia	1
Sunbright, Palm Beach	1
Venetian Islands, Dade	1
Syracuse, Polk	1
Tallahassee, Dade	1
Tamarac, Dade	1
Tampa, Unknown	1
Tavares, Orange	1
Topsham, Manatee	1
Town Of Nocatee, St. Johns	1
Unkn, Duval	1
Saint Joseph, Volusia	1
San Antonio, Orange	1
Seminole, Leon	1
Suitland, Volusia	1
Shirley, Flagler	1
Winter Garden, Duval	1
Woodbine, Nassau	1
Yulee, St. Johns	1
West Aplm Beach, Palm Beach	1
West Yarmouth, St. Lucie	1
Carmel, Orange	1
Cedar Springs, Hernando	1
Chicago, Unknown	1
Coconut Ck, Unknown	1
Dallas, Hernando	1
Deltona, Seminole	1
Dearborn, Broward	1
Deer Park, Dade	1
Deerfield Beach, Unknown	1
Deland, Seminole	1
Brooklyn, Dade	1
Brooklyn, Lee	1
Caracas, Dade	1
Boston, Broward	1
Apopka, Clay	1
Asheville, Highlands	1
Astoria, Broward	1
Bartow, Hardee	1
Bay Harbor Islands, Unknown	1
Bel Air, Collier	1
Alachua, Duval	1
Alpharetta, Broward	1
Homeless, Monroe	1
Homeless, Pinellas	1
Hoclywsod, Dade	1

# COVID-19: characteristics of 1,645,507 Florida resident cases

Data through Jan 26, 2021 verified as of Jan 27, 2021 at 09:25 AM

Data in this report are provisional and subject to change.

The table below includes the cities and counties of residence for cases in Florida residents based on the patient's ZIP Code. Note that city is not always received as part of the initial notification and may be missing while the case is being investigated.

City and county	Cases
Hernando, Marion	1
Hialeah, Collier	1
Gotcha, Orange	1
Greensburg, Palm Beach	1
Helen, Bay	1
Hallandale, Unknown	1
Downingtown, Hillsborough	1
Dpo, Santa Rosa	1
Fisher Island, Unknown	1
Fort Lauderdale, Leon	1
Fort Pierce, Palm Beach	1
Fort White, Clay	1
Garden City, Alachua	1
Gaylord, Orange	1
Lake Butler, Alachua	1
Knoxville, Bay	1
Kingsland, Nassau	1
Keys West, Unknown	1
Lakewood Ranch, Unknown	1
Ldhl, Broward	1
Las Vegas, Palm Beach	1
Key West, Duval	1
Indian Rocks Beach, Duval	1
Inglewood, Sarasota	1
Inwood, Broward	1
Irvine, Marion	1
Istachatta, Hernando	1
Jefferson, Dade	1
Jonesboro, Leon	1
Jupiter, Dade	1
Jupiter, St. Lucie	1
Kenilworth, Leon	1
Milford, Lee	1
Micanopy, Marion	1
Mckinney, Broward	1
Miamc, Dade	1
Longwood, Volusia	1
Little Neck, Lee	1
Missing, Okeechobee	1
Monroe Township, Palm Beach	1
Moore Haven, Okeechobee	1
Morrisville, Unknown	1
New Middletown, Hillsborough	1
Newberry, Marion	1
North Palm Beach, Orange	1
Northport, Sarasota	1
Oakland, Lee	1
Alva, Escambia	1
Arcadia, Highlands	1
Baker, Santa Rosa	1
Armstrong, St. Johns	1
Atl, Brevard	1
Belleville, Palm Beach	1
Belmont, Santa Rosa	1
Blountstown, Broward	1
Brandon, Pinellas	1
Bonita, Lee	1
Bocaraten, Palm Beach	1
Bronson, Alachua	1

# COVID-19: characteristics of 1,645,507 Florida resident cases

Data through Jan 26, 2021 verified as of Jan 27, 2021 at 09:25 AM

Data in this report are provisional and subject to change.

The table below includes the cities and counties of residence for cases in Florida residents based on the patient's ZIP Code. Note that city is not always received as part of the initial notification and may be missing while the case is being investigated.

City and county	Cases
Brooker, Alachua	1
Cincinnati, Dade	1
Champions Gate, Osceola	1
Dfafs, Okaloosa	1
Davie, Unknown	1
Dayton, Orange	1
Gainesville, Okaloosa	1
Floral, Okaloosa	1
Edgewood, Broward	1
Elkton, Putnam	1
Pensacola, Sumter	1
Paducah, Manatee	1
Orlando, Jackson	1
North Laud, Unknown	1
Ocoee, Unknown	1
Oldsrav, Manatee	1
Missing, Osceola	1
Monroe, Hillsborough	1
Middletown, Osceola	1
Mayaguez, Dade	1
Interlachen, Duval	1
Hoosick Falls, Broward	1
Gibson, Unknown	1
Greenbrier, Bay	1
Hialeahgardens, Dade	1
Hiram, Leon	1
Longwood, Broward	1
Lucedale, St. Lucie	1
Macclenny, Duval	1
Mantua, Broward	1
Kure Beach, Monroe	1
Lakeland, Palm Beach	1
Westlake Village, Unknown	1
Whites Creek, Leon	1
Windermere, Volusia	1
Wtixrat, Dade	1
Watersound, Bay	1
University Of Central Florida, Lee	1
Ventura, Orange	1
Toms River, Lee	1
Tourist, Dade	1
Sunrtise, Dade	1
Tallahassee, Gadsden	1
Tallahassee, Madison	1
Trenton, Dixie	1
Unknown, Unknown	1
Unk, Duval	1
Unknown Out Of Area, St. Lucie	1
Saint Augustine, Flagler	1
Puerto Rico, Unknown	1
Randolph, Orange	1
Perth Amboy, Hillsborough	1
Port Orange, Brevard	1
Powell, Lee	1
Seffener, Hillsborough	1
Seminole, Lee	1
Saint Petersburg, Charlotte	1
Stuart, Palm Beach	1
El Dorado, Palm Beach	1

# COVID-19: characteristics of 1,645,507 Florida resident cases

Data through Jan 26, 2021 verified as of Jan 27, 2021 at 09:25 AM

Data in this report are provisional and subject to change.

The table below includes the cities and counties of residence for cases in Florida residents based on the patient's ZIP Code. Note that city is not always received as part of the initial notification and may be missing while the case is being investigated.

City and county	Cases
Dalecity, Okaloosa	1
Deerfield Beach, Polk	1
Crestview, Broward	1
Crystal River, Marion	1
Gainesville, Levy	1
Glen Cove, Unknown	1
Glen Saint Mary, Duval	1
Fellsmere, Brevard	1
Fleming Island, Duval	1
Florida City, Unknown	1
Cantonment, Santa Rosa	1
Clearwater, Leon	1
Bradenton, Lee	1
Canton, Duval	1
Callahan, Duval	1
Bogota, Unknown	1
Atlanta, Walton	1
Attalla, Broward	1
Auburn, Palm Beach	1
Autaugaville, Broward	1
Apopka, Volusia	1
Alachua, Suwannee	1
Alafaya, Broward	1
Alafaya, Pinellas	1
Metter, Manatee	1
Lake Forest, Collier	1
Miamiardens, Unknown	1
Miamksaohes, Dade	1
Monument, Broward	1
Mokena, Lee	1
Miami Dade, Unknown	1
Morrisville, Palm Beach	1
North Brunswick, St. Lucie	1
North Lauderdale, Unknown	1
Jacksonville, Baker	1
Jacksonville, Marion	1
Irmo, Unknown	1
Key West, Palm Beach	1
Kilgore, Dade	1
Jupiter Inlet, Palm Beach	1
Jzx, Unknown	1
Land O Lakes, Unknown	1
Landolakes, Unknown	1
Lawton, Okaloosa	1
Lima, Manatee	1
Lima, Volusia	1
Macclenny, Dixie	1
Madison, Jefferson	1
Maitland, Collier	1
Greensboro, Leon	1
West Miami, Unknown	1
Whippany, Volusia	1
Vernon, Walton	1
Venezuela, Unknown	1
Windermere, Alachua	1
Winfield, Hillsborough	1
Winter Garden, Unknown	1
Winter Park, Brevard	1
Xifamk, Dade	1

# COVID-19: characteristics of 1,645,507 Florida resident cases

Data through Jan 26, 2021 verified as of Jan 27, 2021 at 09:25 AM

Data in this report are provisional and subject to change.

The table below includes the cities and counties of residence for cases in Florida residents based on the patient's ZIP Code. Note that city is not always received as part of the initial notification and may be missing while the case is being investigated.

City and county	Cases
Ocala, Duval	1
Orem, Dade	1
Orlando, Citrus	1
Orlando, Collier	1
Orlando, Gadsden	1
Orlando, Hernando	1
Okeechobi, Unknown	1
North Porte, Unknown	1
Notrealville, Polk	1
Orlando, Walton	1
Oviedo, Lake	1
Orlando, St. Johns	1
Panomo City, Bay	1
Plantation, Leon	1
Pensacola, Dade	1
Pooler, Broward	1
Twentynine Palms, Broward	1
Surprise, Unknown	1
Syracuse, Unknown	1
Sarasota, Unknown	1
St Cloud, Orange	1
San Marcos, Unknown	1
Rye, Palm Beach	1
Saint Petersburg, Bay	1
Ridgewood, Lee	1
Roayl Palm Beach, Palm Beach	1
Roseville, Broward	1
Port St. Lucie, Unknown	1
Putnam, Putnam	1
Littleton, St. Johns	1
Marathon Shores, Monroe	1
Marco Island, Lee	1
Marianna, Leon	1
Marianna, Washington	1
Mary Esther, Hillsborough	1
Lake Worth, Unknown	1
Indianapolis, Lee	1
Lake Como, Nassau	1
Lake In The Hills, Broward	1
Jupiter, Pinellas	1
Kansas City, Palm Beach	1
Newaygo, Charlotte	1
North Port, Charlotte	1
Na, Dade	1
Naples, Leon	1
Naples, Unknown	1
Missing, Flagler	1
Milford, Bay	1
Los Angeles, Orange	1
Maitland, Palm Beach	1
Mattoon, Lee	1
Addison, Pasco	1
Apopka, Citrus	1
Apopka, Hillsborough	1
Arabi, Orange	1
Austin, Dade	1
Big Torch Key, Monroe	1
Black, Holmes	1
Boca Raton, Lee	1

# COVID-19: characteristics of 1,645,507 Florida resident cases

Data through Jan 26, 2021 verified as of Jan 27, 2021 at 09:25 AM

Data in this report are provisional and subject to change.

The table below includes the cities and counties of residence for cases in Florida residents based on the patient's ZIP Code. Note that city is not always received as part of the initial notification and may be missing while the case is being investigated.

City and county	Cases
Bonifay, Unknown	1
Bonnie, Dade	1
Bonnie, St. Johns	1
Apo, Collier	1
Brownsville, Escambia	1
Bryant, Palm Beach	1
Boys Ranch, Suwannee	1
Coal City, Pasco	1
Commerce Township, Manatee	1
Crawfordville, Alachua	1
Celebration, Orange	1
Chicago, Broward	1
Gwynn Oak, Polk	1
Fort Worth, Broward	1
Franklin, Orange	1
Gainesville, Santa Rosa	1
Delray Beach, Broward	1
Crescent City, Marion	1
Crestview, Unknown	1
Fort Pierce, Brevard	1
Eureka, Flagler	1
Winnetka, Dade	1
Winter Garden, Osceola	1
Winter Park, Duval	1
Winter Park, Palm Beach	1
Weston, Unknown	1
Wildwood, Lee	1
West Palm Beach, Unknown	1
Winter Springs, Polk	1
Youngstown, Washington	1
Saint Petersburg, Duval	1
Saint Petersburg, Manatee	1
Port Saint Lucie, Marion	1
Port St Luice, Unknown	1
Port Charlotte, Lee	1
Roswell, Bay	1
Ruskin, Dade	1
Ruskin, Manatee	1
Pompano Beach, Dade	1
Pompano Beach, Osceola	1
Plymouth, Pasco	1
Pembroke Pines, Unknown	1
Pensacola Naval Hospital, Escambia	1
Oviedo, Orange	1
Pace, Escambia	1
Painted Post, Pasco	1
Palatka, Marion	1
Wabasha, Clay	1
West Hollywood, Broward	1
Waverly, Duval	1
Unknown, Duval	1
Upland, Manatee	1
St Peterburg, Orange	1
Stiamk, Dade	1
Scottsdale, Brevard	1
Sun City Center, Lee	1
Surfside Beach, Orange	1
Tavares, Unknown	1
Temple, Palm Beach	1



# COVID-19: characteristics of 1,645,507 Florida resident cases

Data through Jan 26, 2021 verified as of Jan 27, 2021 at 09:25 AM

Data in this report are provisional and subject to change.

The table below includes the cities and counties of residence for cases in Florida residents based on the patient's ZIP Code. Note that city is not always received as part of the initial notification and may be missing while the case is being investigated.

City and county	Cases
Tikell Dr, Okaloosa	1
Village Of Palm Springs, Palm Beach	1
Webster, Pasco	1
University Of Central Florida, Hillsborough	1
Westerville, Hillsborough	1
Winston Salem, Unknown	1
Winter Garden, Hillsborough	1
Wilbur By The Sea, Volusia	1
Willowbrook, Lee	1
Woodland Hills, Brevard	1
Yulee, Duval	1
Pompano Beach, Alachua	1
Ponte Vedra Beach, Orange	1
Port Orange , Volusia	1
Port Saint Lucie, Broward	1
Port Saint Lucie, Indian River	1
Palm City, Unknown	1
Old Town, Gilchrist	1
Oviedo, Leon	1
Ocala, Unknown	1
Opa Locka, Polk	1
Orem, Sarasota	1
Orem, Unknown	1
N/A, Duval	1
Naples, Alachua	1
Porter Ranch, Dade	1
Raiford, Bradford	1
Republic, Monroe	1
Ridgewood, Broward	1
Riverview, Manatee	1
Roseland, Palm Beach	1
Sanford, Palm Beach	1
Saint Teresa, Wakulla	1
San Diego, Unknown	1
Russellville, Hillsborough	1
Saint Augustine, Okaloosa	1
Union City, Bradford	1
University Of Central Fl, Pasco	1
Tampa, Manatee	1
Tangerine, Lake	1
Steinhatchee, Alachua	1
Bryn Mawr, Palm Beach	1
Camden Wyoming, Duval	1
Bear Grass, Palm Beach	1
Chipley, Holmes	1
Chattanooga, Dade	1
Altamonte, Orange	1
Alva, Collier	1
333, Unknown	1
Allentown, Putnam	1
Amelia Village, Nassau	1
Apple Creek, Citrus	1
Barefoot Beach, Lee	1
Azalea Park, Osceola	1
Aventura, Osceola	1
Fort Denaud, Glades	1
Fortlauderdale, Unknown	1
Ft Pierce, Unknown	1
Garland, Orange	1

# COVID-19: characteristics of 1,645,507 Florida resident cases

Data through Jan 26, 2021 verified as of Jan 27, 2021 at 09:25 AM

Data in this report are provisional and subject to change.

The table below includes the cities and counties of residence for cases in Florida residents based on the patient's ZIP Code. Note that city is not always received as part of the initial notification and may be missing while the case is being investigated.

City and county	Cases
El Paso, Unknown	1
Everett, Dade	1
Fl State Lot, Leon	1
Colorado Springs, Unknown	1
Conifer, Lee	1
Eatonville, Seminole	1
Destin, Unknown	1
Diamond, Highlands	1
Mary Esther, Escambia	1
Middleburg, Duval	1
Midland, Osceola	1
Miami Garden, Unknown	1
Miami, Charlotte	1
Miami, Monroe	1
Miamii, Dade	1
Miamt, Dade	1
Lehigh Cares, Lee	1
Live Oak, Columbia	1
Loganville, Orange	1
Longwood, Orange	1
Lauderdale Hill, Unknown	1
Jeffersonville, Broward	1
Lake Mary, Lake	1
Knoxville, Escambia	1
Hickory, Lee	1
Homeless, Dade	1
Homer, Escambia	1
Hallandate Ben, Unknown	1
Felda, Palm Beach	1
Flagler Beach, Volusia	1
Flora, Lee	1
Export, Palm Beach	1
Fdsf, Unknown	1
Hialeah, Orange	1
Hilliard, Dade	1
Hollywood, Leon	1
Holt, Unknown	1
Homestead, Monroe	1
Humble, Broward	1
Green, Clay	1
Greensburg, Orange	1
Greenville, Monroe	1
Gulf Shores, Escambia	1
Fresno, Pasco	1
Fruitland Park, Sumter	1
Fwb, Unknown	1
Gainesville, Marion	1
Gastonia, Polk	1
Geneva, Orange	1
Clermont, Unknown	1
Duke Field Air Force Station, Okaloosa	1
Columbia, Orange	1
Coral Gables, Unknown	1
Coral Springs, Unknown	1
Cornelius, Leon	1
Crestview, Dade	1
Dade City, Polk	1
Dania, Unknown	1
Darien, Pasco	1

# COVID-19: characteristics of 1,645,507 Florida resident cases

Data through Jan 26, 2021 verified as of Jan 27, 2021 at 09:25 AM

Data in this report are provisional and subject to change.

The table below includes the cities and counties of residence for cases in Florida residents based on the patient's ZIP Code. Note that city is not always received as part of the initial notification and may be missing while the case is being investigated.

City and county	Cases
Aspen, Palm Beach	1
Atlanta, Broward	1
Aurburndale, Polk	1
Aventura, Unknown	1
Azalea Park, Sarasota	1
Bartow, Unknown	1
Boca Rotan, Unknown	1
Bryn Mawr, Collier	1
Apalachicola, Leon	1
Naugatuck, Lee	1
New Vernon, Sarasota	1
New York, Broward	1
Myakka, Duval	1
Missing, Columbia	1
Orlando, Highlands	1
Opa Locka, Unknown	1
Orem, Nassau	1
Ocoee, Broward	1
North Little Rock, Palm Beach	1
Olando, Orange	1
Ocoee, Polk	1
Lakeland, Pasco	1
Lakewood, Unknown	1
Knoxville, Duval	1
Havanna, Gadsden	1
Jan Phyl Village, Polk	1
Maitland, Unknown	1
Los Angeles, Polk	1
Middleburg, Unknown	1
Minneapolis, Broward	1
Melbourne, Orange	1
Miami Beach, Palm Beach	1
Miami Granders, Dade	1
Pound Ridge, Leon	1
Richmond Heights, Dade	1
Riverview, Pinellas	1
Rochester, Lee	1
Rosemary Beach, Bay	1
Saint Cloud, Orange	1
Saint Petersburg, Dade	1
San Juan, Osceola	1
San Pedro Sula, Dade	1
Sandy, Duval	1
Ponce, Orange	1
Port Charlotte Fl, Unknown	1
Plant City, Hendry	1
Plant City, Pinellas	1
Plantation, Unknown	1
Sumter Ville, Unknown	1
Telluride, Lee	1
Tampa, Jackson	1
Tampa, Lee	1
South Otsellic, Dade	1
Southampton, Palm Beach	1
Stockbridge, Leon	1
Springhill, Unknown	1
Tinley Park, Lee	1
University Of Central Fl, Dade	1
Wayne, Dade	1

# COVID-19: characteristics of 1,645,507 Florida resident cases

Data through Jan 26, 2021 verified as of Jan 27, 2021 at 09:25 AM

Data in this report are provisional and subject to change.

The table below includes the cities and counties of residence for cases in Florida residents based on the patient's ZIP Code. Note that city is not always received as part of the initial notification and may be missing while the case is being investigated.

City and county	Cases
Wekiwa Springs, Seminole	1
West Simsbury, Collier	1
Windermere, Polk	1
Winter Park, Lake	1
Foley, Escambia	1
Deland, St. Lucie	1
Deltona, Orange	1
Fort Myers-, Lee	1
Fort Pierce, Unknown	1
Harrison, Pinellas	1
Granada Hills, Broward	1
Hailandale, Unknown	1
Homeless, Polk	1
Homosassa, Hernando	1
Conway, Leon	1
Clermont, Volusia	1
Clewiston, Glades	1
Cypress, Leon	1
Davenport, Orange	1
Cartersville, Unknown	1
Altoona, Marion	1
Anaheim, Unknown	1
Athens, Duval	1
Bogota, Orange	1
Bradington, Manatee	1
Bronx, Palm Beach	1
New Orleans, Palm Beach	1
Newark, Broward	1
Newburgh, Bay	1
Navarre, Dade	1
Middlesburg, Duval	1
Miami Lakes, Unknown	1
Miami, Hillsborough	1
Macdill Air Force Base, Hillsborough	1
Marshall, Dade	1
Louisville, Manatee	1
Los Angeles Ca, Unknown	1
Lewisburg, Pasco	1
Littleton, Dade	1
Lake City, Hamilton	1
La Grange, Dade	1
Jerusalem, St. Johns	1
North Pole, Seminole	1
North Port, Lee	1
Ocoee, Osceola	1
Okeechobee, Broward	1
Oooooo, Unknown	1
Orem, Broward	1
Orlando, Columbia	1
Orlando, Indian River	1
Orlando, Sarasota	1
Oviedo, Brevard	1
Pacifica, Dade	1
Parker, Dade	1
Palm Coast, Polk	1
Port Everglades, Broward	1
Plantation, Orange	1
Peoria, Unknown	1
Pasadena, Dade	1

# COVID-19: characteristics of 1,645,507 Florida resident cases

Data through Jan 26, 2021 verified as of Jan 27, 2021 at 09:25 AM

Data in this report are provisional and subject to change.

The table below includes the cities and counties of residence for cases in Florida residents based on the patient's ZIP Code. Note that city is not always received as part of the initial notification and may be missing while the case is being investigated.

City and county	Cases
Spring Hill , Hernando	1
Starke, Clay	1
Stone Mountain, Palm Beach	1
Sun City Center, Hardee	1
Tiffin, Highlands	1
Tallahassee, Duval	1
Tampa, Palm Beach	1
Tavares, Marion	1
Saint Petersburg, St. Lucie	1
Saxis, Lee	1
Sebring, Lee	1
Saint Johns, Unknown	1
Rye, Duval	1
Rex, Duval	1
Tulsa, Orange	1
Westbrook, Dade	1
Wichita, Volusia	1
Washington, Unknown	1
Vernon, Unknown	1
Winter Garden, Broward	1
Winter Garden, Pinellas	1
Winder Garden, Orange	1
Windermere, Leon	1
Windermere, Osceola	1
Zolfo Springs, Polk	1
Winter Park, St. Johns	1
Winter Park, Broward	1
Winter Park, Indian River	1
Winter Park, Lee	1
Melrose, Alachua	1
Miamf, Dade	1
Miami G, Dade	1
Miami Shores, Broward	1
Miami, Collier	1
New Richmond, Volusia	1
North Canton, Palm Beach	1
Marianna, Calhoun	1
Marshall, Palm Beach	1
Lemoyne, Manatee	1
Lawrence Township, Palm Beach	1
Magnolia Square, Osceola	1
Maitland, Alachua	1
Gilmer, Dade	1
Haverford, Hillsborough	1
Herrin, Orange	1
Jamaica, Broward	1
Jersey City, Polk	1
Kingsland, Duval	1
Kissimmee, Brevard	1
Lake Placid, Alachua	1
Lander, Citrus	1
Las Vegas, Orange	1
Buffalo, Palm Beach	1
Bryant, Alachua	1
Carol Stream, Orange	1
Charlotte, Pasco	1
Apopka, Flagler	1
99, Unknown	1
Alanson, Bay	1

# COVID-19: characteristics of 1,645,507 Florida resident cases

Data through Jan 26, 2021 verified as of Jan 27, 2021 at 09:25 AM

Data in this report are provisional and subject to change.

The table below includes the cities and counties of residence for cases in Florida residents based on the patient's ZIP Code. Note that city is not always received as part of the initial notification and may be missing while the case is being investigated.

City and county	Cases
Aollywoss, Dade	1
Boca Raton, Unknown	1
Bohealia, Lee	1
Blowing Rock, Polk	1
Deland, Polk	1
Cumberland, Palm Beach	1
Dade City, Hillsborough	1
Dallas, Lee	1
De Leon Springs, Putnam	1
Clear Brook, Lee	1
Crestview, Holmes	1
Columbus, Brevard	1
Cookeville, Seminole	1
Fanning Springs, Levy	1
Estero, Collier	1
Winter Park, Osceola	1
Wood River, Polk	1
Worcester, Palm Beach	1
Opalocka, Dade	1
Oakland, Leon	1
Okeechobee, St. Lucie	1
Orlando, Union	1
Ovido, Seminole	1
Oxford, Palm Beach	1
Palm Coast, Duval	1
Perry, Leon	1
Palm Springs North, Dade	1
Shannon, Collier	1
Soldotna, Broward	1
Saint Cloud, Lee	1
Saint Johns, Orange	1
San Antonio, Sarasota	1
San Antonio, Unknown	1
Sanford, Volusia	1
Provincetown, Collier	1
Rio Dell, Volusia	1
Steinhatchee, Madison	1
South Burlington, Orange	1
Tangerine, Seminole	1
Tewksbury, Orange	1
Virginia Beach, Hernando	1
Waco, Broward	1
University Of Central Florida, Monroe	1
Toms River, Dade	1
Wesley Chapel, Alachua	1
Winter Park, Alachua	1
Weston, Dade	1
Wheaton, Lee	1
Total	1,645,507

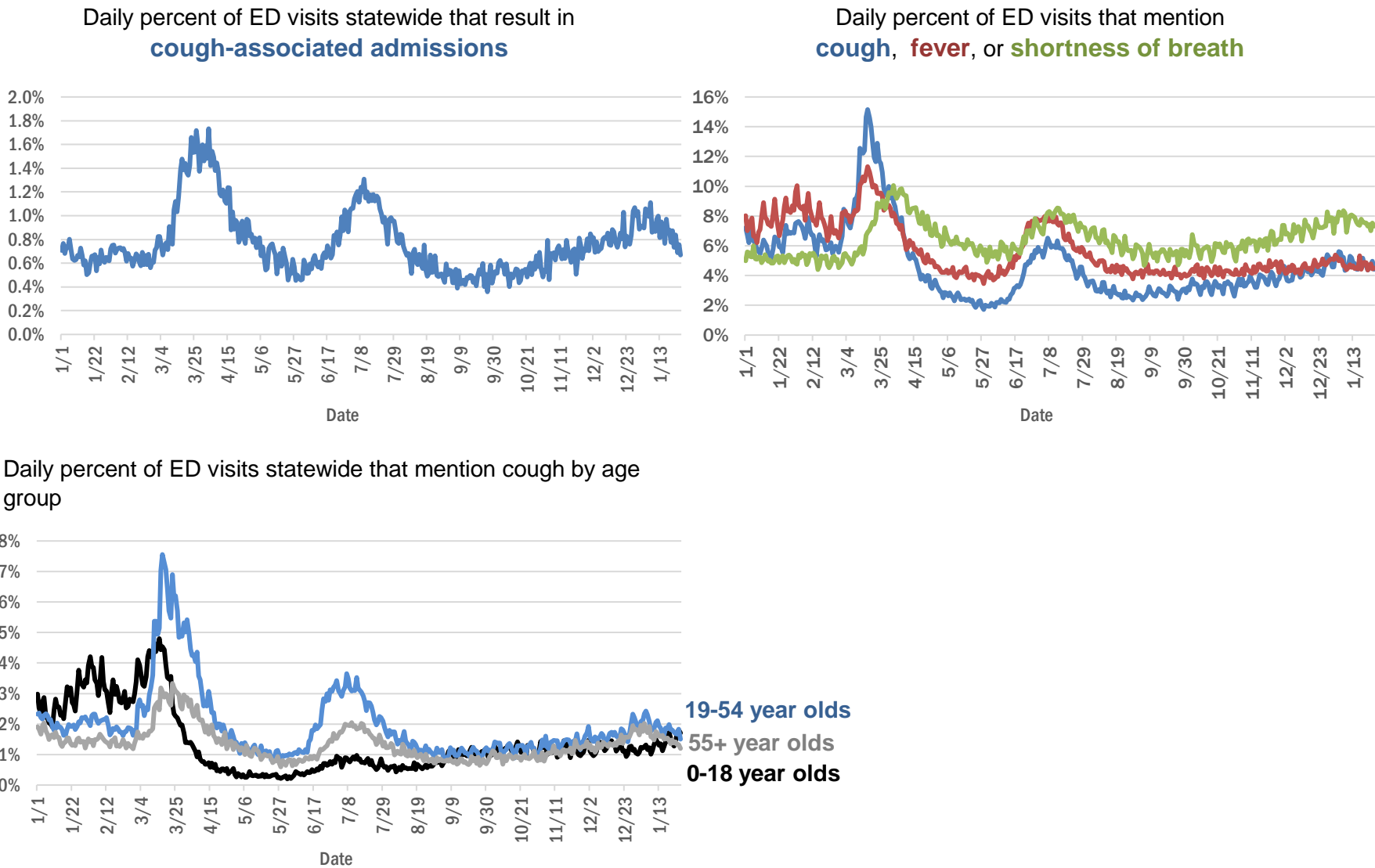


# COVID-19: additional surveillance information

Data through Jan 26, 2021 verified as of Jan 27, 2021 at 09:25 AM

Data in this report are provisional and subject to change.

## Statewide emergency department (ED) chief complaint and admission data



The Electronic Surveillance System for the Early Notification of Community-Based Epidemics (ESSENCE-FL) includes chief complaint data from 211 of 211 Florida EDs. Data are transmitted electronically to ESSENCE-FL daily or hourly.

# COVID-19: testing by laboratory

Data through Jan 26, 2021 verified as of Jan 27, 2021 at 09:25 AM

Data in this report are provisional and subject to change.

The numbers in the table below represent the number of Florida and non-Florida residents for whom test results were received by the Department of Health. A person can be tested by more than one laboratory and can have both positive and negative results. **Therefore, the sum of the numbers in each column will be larger than the total number of people tested.**

Reporting lab	Inconclusive	Negative	Positive	Percent positive	Total
LABORATORY CORPORATION OF AMERICA	2,354	1,460,260	198,704	12%	1,661,318
QUEST DIAGNOSTICS	10,839	1,268,769	187,306	13%	1,466,914
CURATIVE LABS	12,106	1,247,708	185,573	13%	1,445,387
BIO REFERENCE LABORATORIES, INC	7,444	854,133	163,550	16%	1,025,127
REALTOX LABS LLC	5,165	493,802	78,686	14%	577,653
HELIX	6,364	480,870	84,118	15%	571,352
GENETWORX	661	390,606	32,946	8%	424,213
CDR MAGUIRE - HEALTH CARE CENTER		338,628	51,523	13%	390,151
RCA LABORATORY SERVICES, LLC		307,979	32,060	9%	340,039
NOMI_HEALTH	1,427	257,035	38,801	13%	297,263
EAST FLORIDA STATE COLLEGE - BREVARD		212,888	26,986	11%	239,874
IMPACT HEALTH BIOMETRIC TESTING, INC	1,008	196,353	22,662	10%	220,023
NOMI HEALTH LAB SERVICES		172,666	19,699	10%	192,365
BPHL-JACKSONVILLE	18	145,695	26,285	15%	171,998
MAKO GENOMICS	6,887	128,020	23,055	15%	157,962
ADVENTHEALTH LAB	99	132,066	16,960	11%	149,125
ELABNETWORK	1,058	135,739	11,530	8%	148,327
MAYO CLINIC LABORATORIES	321	126,112	16,238	11%	142,671
FULGENT DIAGNOSTICS LABORATORY	2,489	120,003	13,120	10%	135,612
PWNHEALTH	724	116,144	15,675	12%	132,543
NORTHWEST LABORATORY	246	121,038	6,471	5%	127,755
BAYCARE LABORATORIES LLC	529	114,937	10,448	8%	125,914
BPHL-MIAMI	225	106,265	18,162	15%	124,652
MEMORIAL REGIONAL HOSPITAL SOUTH	25	100,234	20,602	17%	120,861
ASCENSION SACRED HEART HOSPITAL - PENSACOLA	2	102,453	16,117	14%	118,572
BIOCOLLECTIONS WORLDWIDE, INC	707	102,503	12,926	11%	116,136
ADVENT HEALTH LAB	112	101,260	13,957	12%	115,329
MEDICAL DIAGNOSTIC LABORATORIES	973	98,487	14,205	12%	113,665
ORLANDO HEALTH SYSTEM	653	99,572	10,473	9%	110,698
KORVALABS, INC	1,285	91,320	4,688	5%	97,293
UF HEALTH MEDICAL LAB	33	88,545	7,971	8%	96,549
BPHL-TAMPA (SPECTRUM BLVD)	45	78,084	14,712	16%	92,841
REAL DIAGNOSITICS	637	79,403	11,889	13%	91,929
AKESOGEN		76,524	14,535	16%	91,059
TESTING MATTERS INC	325	77,124	12,498	14%	89,947
TAMPA GENERAL HOSPITAL	4	81,306	7,801	9%	89,111
SUNPATH MEDICAL DIAGNOSTICS LABORATORY	766	74,734	11,546	13%	87,046
DIATHERIX LABORATORIES (VRL EUROFINs)		75,421	11,488	13%	86,909
CB SMITH PARK		76,127	10,380	12%	86,507
BAPTIST HEALTH SOUTH FLORIDA	305	65,237	10,499	14%	76,041
ASCENSION ST VINCENT'S - RIVERSIDE	1	61,110	9,038	13%	70,149
JACKSON MEMORIAL HOSPITAL CLINICAL LAB	79	54,335	10,194	16%	64,608
LAKELAND REGIONAL MEDICAL CENTER	129	55,473	7,405	12%	63,007
SOUTH MIAMI HOSPITAL LAB	322	53,492	7,915	13%	61,729
UF HEALTH SHANDS HOSPITAL	400	53,676	4,009	7%	58,085
AEGIS SCIENCES CORPORATION	463	48,277	9,037	16%	57,777
AIT LABORATORIES		47,765	5,864	11%	53,629

# COVID-19: testing by laboratory

Data through Jan 26, 2021 verified as of Jan 27, 2021 at 09:25 AM

Data in this report are provisional and subject to change.

The numbers in the table below represent the number of Florida and non-Florida residents for whom test results were received by the Department of Health. A person can be tested by more than one laboratory and can have both positive and negative results. **Therefore, the sum of the numbers in each column will be larger than the total number of people tested.**

Reporting lab	Inconclusive	Negative	Positive	Percent positive	Total
ARUP LABORATORIES	16	50,024	2,916	6%	52,956
AMERICAN HEALTH ASSOCIATES	9	46,979	3,575	7%	50,563
INGENIOUS PERSONALIZED MEDICINE	160	40,277	8,397	17%	48,834
APPLIED INGENUITY DIAGNOSTICS LLC		44,993	2,029	4%	47,022
VIRACOR EUROFINs		35,304	9,785	22%	45,089
BAPTIST HEALTH - JACKSONVILLE	4	41,181	3,409	8%	44,594
TALLAHASSEE MEMORIAL HOSPITAL	220	39,235	4,977	11%	44,432
GENESIS REFERENCE LABORATORIES		36,397	4,309	11%	40,706
SARASOTA MEMORIAL HOSPITAL MAIN LAB	12	34,854	3,216	8%	38,082
ORANGE COUNTY CONVENTION CENTER		33,330	3,682	10%	37,012
BROWARD GENERAL MEDICAL CENTER-CLINICAL LAB	2	33,347	3,561	10%	36,910
MILLENNIUM PHYSICIAN GROUP	17	30,759	5,908	16%	36,684
LEE HEALTH - CAPE CORAL HOSPITAL	3	30,607	5,147	14%	35,757
MIAMI DADE COUNTY		32,093	3,528	10%	35,621
FLORIDA HOSPITAL - TAMPA	37	32,003	2,851	8%	34,891
NICKLAUS CHILDREN'S HOSPITAL	62	30,210	4,501	13%	34,773
UNIVERSITY OF MIAMI HOSPITAL	32	31,075	3,299	10%	34,406
WALGREENS	34	28,649	5,290	16%	33,973
UF HEALTH JACKSONVILLE	47	29,469	3,490	11%	33,006
ADVENTIST HEALTH SYSTEMS SUNBELT INC DBA		28,928	3,189	10%	32,117
ECCO LAB GROUP CO	479	27,054	4,402	14%	31,935
DWIC OF TAMPA BAY INC		27,545	3,089	10%	30,634
NORTH FLORIDA REGIONAL MEDICAL CENTER		24,392	3,055	11%	27,447
ST JOSEPHS HOSPITAL LABORATORY	23	23,741	3,181	12%	26,945
JUPITER MEDICAL CENTER LAB	73	24,385	2,338	9%	26,796
MOUNT SINAI MEDICAL CENTER	9	24,029	2,631	10%	26,669
BRANDON REGIONAL HOSPITAL		23,301	3,174	12%	26,475
PALMETTO GENERAL HOSPITAL LAB	3	20,125	4,229	17%	24,357
JFK MEDICAL CENTER LAB	1	21,386	2,803	12%	24,190
ACCESS DX LABORATORY	210	20,732	2,029	9%	22,971
STS LAB 2 LLC	6	21,705	1,122	5%	22,833
INTEGRATED REGIONAL LABORATORIES LLP	1	19,123	3,200	14%	22,324
WATSON CLINIC LLP		17,979	4,210	19%	22,189
STATLAB_MOBILE	1	19,942	2,018	9%	21,961
AVENTUS BIO LABS	16	18,321	2,715	13%	21,052
MEDFAST URGENT CARE CENTERS, LLC	10	18,140	2,870	14%	21,020
HOLY CROSS HOSPITAL CLINICAL LAB	1	19,189	1,719	8%	20,909
NAPLES COMMUNITY HOSPITAL	67	18,861	1,946	9%	20,874
HEALTHLINK DIAGNOSTIC LABORATORIES	277	18,404	2,151	10%	20,832
PANCARE OF FLORIDA INC		18,540	2,200	11%	20,740
ADVENT HEALTH - DAYTONA BEACH	32	18,890	1,598	8%	20,520
MORTON PLANT HOSPITAL-ADLER INSTITUTE	26	18,329	2,154	11%	20,509
MINUTECLINIC LLC		17,149	3,300	16%	20,449
LAB DIAGNOSTICS LLC	383	14,705	5,266	26%	20,354

# COVID-19: testing by laboratory

Data through Jan 26, 2021 verified as of Jan 27, 2021 at 09:25 AM

Data in this report are provisional and subject to change.

The numbers in the table below represent the number of Florida and non-Florida residents for whom test results were received by the Department of Health. A person can be tested by more than one laboratory and can have both positive and negative results. **Therefore, the sum of the numbers in each column will be larger than the total number of people tested.**

Reporting lab	Inconclusive	Negative	Positive	Percent positive	Total
EXACT SCIENCES LABORATORIES		17,798	2,253	11%	20,051
INFINITY BIOLOGIX LLC	54	18,735	817	4%	19,606
PATIENTS FIRST LAKE ELLA MEDICAL CENTER PA		16,440	3,061	16%	19,501
NIGHT LITE PEDIATRIC CENTER LLC		17,201	2,143	11%	19,344
DRS CLACK SPENCER WHITE & MCCORMACK PA D/B/A		17,446	1,847	10%	19,293
GENESIS MEDICAL LABORATORY	226	15,636	3,106	16%	18,968
SAINT MARY'S MEDICAL CENTER	24	16,777	1,977	11%	18,778
AHALABS		16,836	1,261	7%	18,097
MALABAR MEDICAL WALK IN CLINIC		14,781	2,868	16%	17,649
HEALTH CENTER AT SINAI RESIDENCES		16,932	506	3%	17,438
BIOCERNA LABS	461	14,582	2,112	12%	17,155
UNITED CLINICAL LABORATORY LLC	2	14,503	2,023	12%	16,528
WELLINGTON REGIONAL MED CTR LAB	6	14,468	1,793	11%	16,267
BAYFRONT HEALTH - ST PETERSBURG	17	13,762	2,190	14%	15,969
LEESBURG REGIONAL MEDICAL CENTER		14,041	1,922	12%	15,963
OSCEOLA REGIONAL MEDICAL CENTER	1	13,784	2,050	13%	15,835
CLEVELAND CLINIC HOSPITAL LAB	4	13,692	1,938	12%	15,634
HOMESTEAD HOSPITAL CLINICAL LABORATORY	27	12,521	2,694	18%	15,242
MEMORIAL HOSPITAL JACKSONVILLE	8	12,638	2,507	17%	15,153
INDIAN RIVER MEDICAL CENTER LAB		13,669	851	6%	14,520
CLEVELAND CLINIC TRADITION HOSPITAL		13,462	1,029	7%	14,491
ORANGE PARK MEDICAL CENTER	9	11,690	2,409	17%	14,108
NORTHWEST MEDICAL CENTER	1	12,334	1,741	12%	14,076
VISTA CLINICAL DIAGNOSTICS	437	11,734	1,423	10%	13,594
BETHESDA HOSPITAL EAST		12,360	1,225	9%	13,585
PRIVA PATH LABS	64	12,669	818	6%	13,551
DELRAY MEDICAL CENTER LAB	3	12,144	1,379	10%	13,526
OAK HILL HOSPITAL		11,976	1,524	11%	13,500
WEST KENDALL BAPTIST HOSPITAL	10	10,876	2,601	19%	13,487
INDIAN RIVER PATHOLOGY LLC		12,268	1,132	8%	13,400
MEMORIAL REGIONAL HOSPITAL CLINICAL LABORATORY	10	12,465	861	6%	13,336
ACCESS MEDICAL LABORATORIES	4	6,742	6,541	49%	13,287
LEE HEALTH - LEE MEMORIAL HOSPITAL		9,831	3,390	26%	13,221
LAWNWOOD REGIONAL MEDICAL CENTER	1	11,321	1,810	14%	13,132
BAPTIST HEALTHCARE - BAPTIST HOSPITAL	5	10,129	2,777	22%	12,911
CLARITY LAB SOLUTIONS	74	11,330	1,443	11%	12,847
BAPTIST HEALTH - SOUTH		11,734	1,048	8%	12,782
LARGO MEDICAL CENTER		11,106	1,420	11%	12,526
WINTER HAVEN HOSPITAL CLINICAL LABORATORY	4	10,593	1,915	15%	12,512
NONA SCIENTIFIC	5	9,232	3,057	25%	12,294
UHEALTH CORAL GABLES/LENNAR MED CTR	3	11,633	645	5%	12,281
LAKE CITY HM		11,147	988	8%	12,135
CARDIOPATH	84	10,368	1,563	13%	12,015
ST ANTHONY'S HOSPITAL LAB	30	10,552	1,373	11%	11,955
FLORIDA HOSPITAL WATERMAN LABORATORY	70	10,997	860	7%	11,927



# COVID-19: testing by laboratory

Data through Jan 26, 2021 verified as of Jan 27, 2021 at 09:25 AM

Data in this report are provisional and subject to change.

The numbers in the table below represent the number of Florida and non-Florida residents for whom test results were received by the Department of Health. A person can be tested by more than one laboratory and can have both positive and negative results. **Therefore, the sum of the numbers in each column will be larger than the total number of people tested.**

Reporting lab	Inconclusive	Negative	Positive	Percent positive	Total
WEST FLORIDA HOSPITAL LAB		9,216	2,675	22%	<b>11,891</b>
BINAXNOW	9	9,049	2,708	23%	<b>11,766</b>
ST MARKS HOSPITAL LABORATORY B	78	10,627	1,002	9%	<b>11,707</b>
GOOD SAMARITAN MEDICAL CENTER LAB	2	10,119	1,527	13%	<b>11,648</b>
WESTSIDE REGIONAL MED CTR	2	9,914	1,686	15%	<b>11,602</b>
PWN HEALTH	17	9,451	2,058	18%	<b>11,526</b>
MEDICAL CENTER OF TRINITY CLINICAL LABORATORY	2	10,219	1,260	11%	<b>11,481</b>
PALMS WEST HOSPITAL LAB	2	9,794	1,657	14%	<b>11,453</b>
MERCY HOSPITAL A CAMPUS OF PLANTATION GEN HOSP LAB	1	9,444	1,834	16%	<b>11,279</b>
GULF COAST MEDICAL CENTER MICROLAB		8,726	2,484	22%	<b>11,210</b>
REGIONAL MEDCIAL CENTER BAYONET POINT	2	10,120	893	8%	<b>11,015</b>
THE HEALTHCARE DISTRICT OF PALM BEACH COUNTY	40	9,582	1,359	12%	<b>10,981</b>
ST JOSEPHS HOSPITAL	18	9,491	1,401	13%	<b>10,910</b>
THE VILLAGES REGIONAL HOSPITAL		9,699	1,077	10%	<b>10,776</b>
CAPITAL REGIONAL MEDICAL CTR		8,553	2,183	20%	<b>10,736</b>
ADVENTHEALTH CENTRA CARE LAKE BUENA VISTA		9,566	1,125	11%	<b>10,691</b>
COAST DIAGNOSTICS LLC	45	9,427	1,053	10%	<b>10,525</b>
LARKIN COMMUNITY HOSPITAL	10	9,101	1,412	13%	<b>10,523</b>
AVENTURA HOSPITAL LAB		8,478	1,997	19%	<b>10,475</b>
CORAL GABLES HOSPITAL CLINICAL LABORATORY		8,754	1,717	16%	<b>10,471</b>
GENOVA DIAGNOSTICS LABORATORY	48	9,539	880	8%	<b>10,467</b>
HALIFAX MEDICAL CENTER LAB	35	8,865	1,550	15%	<b>10,450</b>
LARKIN COMMUNITY HOSPITAL INC DBA CARDIOTROPIC		6,820	3,621	35%	<b>10,441</b>
MEASE COUNTRYSIDE LAB	14	9,236	1,093	11%	<b>10,343</b>
WEST BOCA MEDICAL CENTER LAB		9,512	769	7%	<b>10,281</b>
FLORIDA LABORATORY ANALYSIS		8,995	1,225	12%	<b>10,220</b>
BLAKE MEDICAL CENTER		8,880	1,314	13%	<b>10,194</b>
MANATEE MEMORIAL HOSPITAL		9,233	860	9%	<b>10,093</b>
LEE HEALTH - HEALTH PARK MEDICAL CENTER		8,361	1,705	17%	<b>10,066</b>
NEMOURS CHILDRENS HOSPITAL	1	9,350	571	6%	<b>9,922</b>
PALM BEACH GARDENS MEDICAL CTR LAB		8,952	967	10%	<b>9,919</b>
PATHNOSTICS	40	7,654	2,206	22%	<b>9,900</b>
SRQ DRIVE THROUGH☐		8,944	905	9%	<b>9,849</b>
BAPTIST HEALTH SOUTH FLORIDA - WEST KENDALL URGENT CARE		8,212	1,587	16%	<b>9,799</b>
PALM BEACH BALL PARK		8,605	1,003	10%	<b>9,608</b>
AVECINA	17	8,860	689	7%	<b>9,566</b>
FLORIDA HOSPITAL HEARTLAND MED CTR CLINICAL LAB	33	8,195	1,250	13%	<b>9,478</b>
LAKE CITY MEDICAL CENTER		7,359	2,033	22%	<b>9,392</b>
ADVENT HEALTH - WESLEY CHAPEL	14	8,482	885	9%	<b>9,381</b>
BOSTON HEART DIAGNOSTICS CORP		8,032	1,188	13%	<b>9,220</b>
P4 CLINICAL, LLC	190	8,028	898	10%	<b>9,116</b>
DOCTORS HOSPITAL	7	7,467	1,494	17%	<b>8,968</b>
VIKOR SCIENTIFIC	29	7,280	1,578	18%	<b>8,887</b>
AVECINA MEDICAL	4	6,171	2,698	30%	<b>8,873</b>
LABSTAT LLC	3	8,409	411	5%	<b>8,823</b>
PLANTATION GENERAL HOSPITAL		7,408	1,360	16%	<b>8,768</b>
FLORIDA MEDICAL CENTER - A CAMPUS OF NORTH SHORE	2	7,576	1,027	12%	<b>8,605</b>

# COVID-19: testing by laboratory

Data through Jan 26, 2021 verified as of Jan 27, 2021 at 09:25 AM

Data in this report are provisional and subject to change.

The numbers in the table below represent the number of Florida and non-Florida residents for whom test results were received by the Department of Health. A person can be tested by more than one laboratory and can have both positive and negative results. **Therefore, the sum of the numbers in each column will be larger than the total number of people tested.**

Reporting lab	Inconclusive	Negative	Positive	Percent positive	Total
LEON MEDICAL CENTERS LLC		6,660	1,880	22%	8,540
PRECISION HEALTH RESOURCES LLC		7,998	538	6%	8,536
NORTHSIDE HOSPITAL AND HEART INSTITUTE		7,583	867	10%	8,450
CENTRAL FLORIDA REGIONAL HOSPITAL		7,550	884	10%	8,434
CORAL SPRINGS MED CTR		7,557	808	10%	8,365
AVECINA MEDICAL OAKLEAF	3	6,977	1,330	16%	8,310
AMERICAN FAMILY CARE		4,333	3,913	47%	8,246
INFORM DIAGNOSTICS, INC		7,753	468	6%	8,221
FLORIDA HOSPITAL DELAND	10	7,133	1,062	13%	8,205
FLORIDA HOSPITAL FLAGLER	29	7,392	667	8%	8,088
ALL CHILDREN'S HOSPITAL		7,507	544	7%	8,051
ADVENTHEALTH CENTRA CARE WATERFORD LAKES		6,604	1,334	17%	7,938
SARKIS CLINICAL TRIALS	21	6,790	1,015	13%	7,826
EXPRESS GENE MOLECULAR DIAGNOSTICS LABORATORY		6,552	1,259	16%	7,811
NORTH SHORE MEDICAL CENTER		6,467	1,318	17%	7,785
BROWARD HEALTH NORTH CLINICAL LABORATORY		6,841	869	11%	7,710
OCALA REGIONAL MEDICAL CENTER		6,693	1,014	13%	7,707
FLORIDA HOSPITAL ZEPHYRHILLS	10	6,861	797	10%	7,668
NCH NORTH NAPLES HOSPITAL LAB	15	6,733	829	11%	7,577
BAPTIST HEALTH SOUTH FLORIDA - COUNTRY WALK URGENT CARE		6,254	1,303	17%	7,557
FLORIDA HOSPITAL OF CARROLLWOOD	23	6,455	1,055	14%	7,533
WEST PALM HOSPITAL LAB		6,892	614	8%	7,506
LEE HEALTH - GULF COAST MEDICAL CENTER	2	5,921	1,531	21%	7,454
SOUTH BAY HOSPITAL CLINICAL LAB		6,620	798	11%	7,418
KD MEDICAL CHOICE LLC	5	6,684	705	10%	7,394
MEDARBOR DIAGNOSTICS	1	6,194	1,075	15%	7,270
CLEVELAND CLINIC MARTIN SOUTH HOSPITAL	1	6,456	777	11%	7,234
NCF DIAGNOSTICS & DNA TECHNOLOGIES LAB	118	6,666	401	6%	7,185
BAPTIST HEALTH - BEACHES		6,506	563	8%	7,069
ADVENTHEALTH CENTRA CARE ST CLOUD	1	6,050	1,012	14%	7,063
MEMORIAL HOSPITAL WEST LABORATORY SERVICES	14	6,290	653	9%	6,957
CernerELR_Advent		5,950	976	14%	6,926
ISPM LABS, LLC DBA CAPSTONE DIAGNOSTICS, LLC		6,499	343	5%	6,842
NATIONWIDE LABORATORY SERVICES INC	225	5,621	955	14%	6,801
LUMINUS DIAGNOSTICS		6,247	549	8%	6,796
POINCIANA MEDICAL CENTER		5,220	1,521	23%	6,741
BAPTIST HEALTH SOUTH FLORIDA - MIAMI LAKES URGENT CARE		5,259	1,456	22%	6,715
BAYCARE COMMUNITY HEALTH		6,537	172	3%	6,709
FULGENT DIAGNOSTICS	104	6,111	471	7%	6,686
MORTON PLANT-MEASE	5	5,956	603	9%	6,564
MEMORIAL HOSPITAL MICRO		6,085	467	7%	6,552
ARCPPOINT LABS OF FORT MYERS	4	5,726	819	13%	6,549
VISTA CLINICAL	8	3,833	2,707	41%	6,548
WEST MARION COMMUINITY HOSPITAL LAB		5,478	1,068	16%	6,546
CernerELR_Baycare	33	6,014	479	7%	6,526
ANNE BATES LEACH EYE HOSPITAL/ ABLEH MICROBIOLOGY LABORATORY		6,327	96	1%	6,423
MEDEXPRESS URGENT CARE	2	4,352	2,052	32%	6,406



# COVID-19: testing by laboratory

Data through Jan 26, 2021 verified as of Jan 27, 2021 at 09:25 AM

Data in this report are provisional and subject to change.

The numbers in the table below represent the number of Florida and non-Florida residents for whom test results were received by the Department of Health. A person can be tested by more than one laboratory and can have both positive and negative results. **Therefore, the sum of the numbers in each column will be larger than the total number of people tested.**

Reporting lab	Inconclusive	Negative	Positive	Percent positive	Total
CLEVELAND CLINIC MARTIN NORTH HOSPITAL		5,611	756	12%	6,367
LAKEWOOD RANCH MEDICAL CENTER		5,828	499	8%	6,327
FLORIDA HOSPITAL FISH MEMORIAL	19	5,345	910	15%	6,274
SANTA ROSA MEDICAL CENTER		5,085	1,184	19%	6,269
MOLECULAR INFECTIOUS DISEASES	5	6,168	83	1%	6,256
ST LUCIE MEDICAL CENTER		5,012	1,237	20%	6,249
H LEE MOFFITT CANCER CENTER LABORATORY	1	5,945	181	3%	6,127
CernerELR_BaptistMiami	25	5,387	695	11%	6,107
BAPTIST HEALTH SOUTH FLORIDA - WESTCHESTER URGENT CARE		4,891	1,104	18%	5,995
AVERO DIAGNOSTICS - IRVING	7	5,496	414	7%	5,917
BAYFRONT HEALTH - VENICE REGIONAL MEDICAL	1	5,338	504	9%	5,843
SYNERGY LABORATORIES	7	5,047	761	13%	5,815
ST JOSEPHS NORTH HOSPITAL LAB	7	5,005	786	14%	5,798
UNKNOWN	3	3,152	2,635	46%	5,790
ADVENTHEALTH CENTRA CARE WINTER GARDEN	1	5,161	625	11%	5,787
HIALEAH HOSPITAL	4	4,481	1,293	22%	5,778
BAPTIST HEALTH SOUTH FLORIDA - DORAL URGENT CARE		4,580	1,173	20%	5,753
ADVENTHEALTH CENTRA CARE WINTER PARK		5,119	545	10%	5,664
MEDRITE MEDICAL CARE, PC	2,650	2,696	315	6%	5,661
FLORIDA HOSPITAL OCALA		4,931	719	13%	5,650
ADVENTHEALTH CENTRA CARE CLERMONT		4,783	848	15%	5,631
OVIEDO MEDICAL CENTER		5,016	587	10%	5,603
ADVENTHEALTH CENTRA CARE UNIVERSITY	1	4,929	651	12%	5,581
BAPTIST HEALTH - NASSAU		5,275	301	5%	5,576
GENE BY GENE, GENOMICS RESEARCH CENTER LAB	43	5,224	279	5%	5,546
IMPERIAL POINT MEDICAL CENTER		5,063	462	8%	5,525
ADVENTHEALTH CENTRA CARE HUNTERS CREEK	3	4,595	758	14%	5,356
HOLIDAY CVS LLC		5,118	237	4%	5,355
TROPICANA FIELD - LOT 2□	19	4,842	473	9%	5,334
ADVENTHEALTH CENTRA CARE DR PHILLIPS		4,843	471	9%	5,314
SYNERGY DIAGNOSTIC LABORATORY	85	4,607	564	11%	5,256
MARTIN HOSPITAL SOUTH LAB		4,966	282	5%	5,248
FORT WALTON BEACH MEDICAL CENTER		4,464	784	15%	5,248
SUNRISE MEDICAL LABORATORIES	2	4,885	351	7%	5,238
ST PETERSBURG GENERAL HOSPITAL		4,388	833	16%	5,221
SOLARIS DIAGNOSTICS	8	4,655	524	10%	5,187
SOUTH FLORIDA BAPTIST HOSPITAL MICRO	4	4,289	794	16%	5,087
TRINITY SPRINGS		4,357	729	14%	5,086
BAPTIST HEALTH SOUTH FLORIDA - PEMBROKE PINES URGENT CARE		4,242	818	16%	5,060
ADVENTHEALTH CENTRA CARE LEE ROAD		4,550	506	10%	5,056
ADVENTHEALTH CENTRA CARE LAKELAND	1	4,280	662	13%	4,943
FLORIDA HOSPITAL NORTH PINELLAS	11	4,508	402	8%	4,921
BAYFRONT HEALTH - PORT CHARLOTTE		4,505	412	8%	4,917
ATLANTIS URGENT CARE	1	3,437	1,415	29%	4,853
HEALTHQUEST ESOTERICS		3,620	1,158	24%	4,778
BAPTIST HEALTH SOUTH FLORIDA - CORAL SPRINGS URGENT CARE		4,067	663	14%	4,730
ADVENTHEALTH CENTRA CARE LAKE MARY	2	4,105	612	13%	4,719

# COVID-19: testing by laboratory

Data through Jan 26, 2021 verified as of Jan 27, 2021 at 09:25 AM

Data in this report are provisional and subject to change.

The numbers in the table below represent the number of Florida and non-Florida residents for whom test results were received by the Department of Health. A person can be tested by more than one laboratory and can have both positive and negative results. **Therefore, the sum of the numbers in each column will be larger than the total number of people tested.**

Reporting lab	Inconclusive	Negative	Positive	Percent positive	Total
COMMUNITY HEALTH CENTERS OF PINELLAS INC		3,716	986	21%	4,702
MEDEXPRESS URGENT CARE OF BOYNTON BEACH LLC		4,428	262	6%	4,690
DOCTORS URGENT CARE LLC	1	3,789	867	19%	4,657
ACUTIS DIAGNOSTICS	16	3,740	865	19%	4,621
ADVENTHEALTH CENTRA CARE SANFORD		4,087	527	11%	4,614
ADVENTHEALTH CENTRA CARE MOUNT DORA		3,810	794	17%	4,604
MEDICAL DNA LABS LLC	2	4,203	389	8%	4,594
NIGHT LITE PEDIATRICS	4	3,337	1,240	27%	4,581
ADVENTHEALTH CENTRA CARE KISSIMMEE		4,100	467	10%	4,567
CLINICAL REFERENCE LABORATORY	2	4,345	214	5%	4,561
EGLIN AIR FORCE BASE	12	3,296	1,253	27%	4,561
SUNCOAST PATHOLOGY ASSOCIATES		4,165	380	8%	4,545
PUTNAM COMMUNITY MEDICAL CENTER		3,924	619	14%	4,543
MEDEXPRESS URGENT CARE HUDSON		3,947	590	13%	4,537
MOFFITT CANCER CENTER	6	4,365	93	2%	4,464
ANGEL KIDS PEDIATRICS		4,172	269	6%	4,441
UNIVERSITY HOSPITAL AND MEDICAL CENTER		3,387	1,035	23%	4,422
ADVENTHEALTH CENTRA CARE APOPKA	1	3,820	593	13%	4,414
EMPIRE CITY LABORATORIES INC	44	3,686	594	14%	4,324
BAPTIST HEALTH - NORTH		3,347	974	23%	4,321
ADVENTIST HEALTH SYSTEMS, SUNBELT INC		3,798	518	12%	4,316
PARAMOUNT URGENT CARE		1,998	2,197	52%	4,195
NORTHWEST FLORIDA COMMUNITY HOSPITAL	27	2,935	1,225	29%	4,187
ADVENTHEALTH CENTRA CARE ALTAMONTE		3,666	516	12%	4,182
QDX PATHOLOGY SERVICES	2	3,813	338	8%	4,153
COASTAL MED URGENT CARE		2,730	1,404	34%	4,134
MICROGEN DX	3	3,505	622	15%	4,130
DOCTORS URGENT CARE OF LUTZ LLC	1	3,278	847	21%	4,126
PALMS OF PASADENA HOSPITAL		3,644	467	11%	4,111
INDIAN RIVER MEDICAL CENTER		3,452	657	16%	4,109
BAPTIST HEALTH SOUTH FLORIDA - TAMiami TRAIL URGENT CARE		3,277	811	20%	4,088
URGENT CARE CURE	2	3,497	560	14%	4,059
NIGHT LITE PEDIATRICS URGENT CARE	1	3,413	636	16%	4,050
MEASE DUNEDIN HOSPITAL	5	3,656	382	9%	4,043
WESTCHESTER HOSPITAL	23	3,193	774	19%	3,990
THE CENTER FOR URGENT CARE	3	3,297	683	17%	3,983
PHYSICIANS REGIONAL MEDICAL CENTER - PINE RIDGE RD	1	3,263	712	18%	3,976
BAPTIST HEALTH SOUTH FLORIDA - CORAL GABLES (UNIVERSITY) URGENT CARE		3,463	512	13%	3,975
ADVENTHEALTH CENTRA CARE AZALEA PARK		3,370	583	15%	3,953
DOCTORS HOSPITAL OF SARASOTA CLINICAL LABORATORY		3,410	508	13%	3,918
BAPTIST HEALTH SOUTH FLORIDA - PINECREST URGENT CARE		3,381	535	14%	3,916
RAULERSON HOSPITAL		3,219	692	18%	3,911
MEDEXPRESS URGENT CARE - ESTERO		3,518	385	10%	3,903
AHCC WESLEY CHAPEL		3,499	404	10%	3,903
BAPTIST HEALTH SOUTH FLORIDA - KENDALE LAKES URGENT CARE		3,099	780	20%	3,879
ADVENTHEALTH CENTRA CARE PORT ORANGE		3,197	672	17%	3,869
ADVENTHEALTH CENTRA CARE OVIEDO		3,303	549	14%	3,852

# COVID-19: testing by laboratory

Data through Jan 26, 2021 verified as of Jan 27, 2021 at 09:25 AM

Data in this report are provisional and subject to change.

The numbers in the table below represent the number of Florida and non-Florida residents for whom test results were received by the Department of Health. A person can be tested by more than one laboratory and can have both positive and negative results. **Therefore, the sum of the numbers in each column will be larger than the total number of people tested.**

Reporting lab	Inconclusive	Negative	Positive	Percent positive	Total
NCH DOWNTOWN NAPLES HOSPITAL	11	3,367	470	12%	3,848
BAPTIST HEALTH SOUTH FLORIDA - CORAL GABLES URGENT CARE		3,170	636	17%	3,806
PRO CLINIC		2,984	820	22%	3,804
HEALTH FIRST ADVENTHEALTH CENTRA CARE GATEWAY	1	3,394	361	10%	3,756
TALLAHASSEE PRIMARY CARE ASSOCIATES		3,224	492	13%	3,716
GENESIS DIAGNOSTICS		3,458	236	6%	3,694
HEALTH FIRST ADVENTHEALTH CENTRA CARE TITUSVILLE		3,262	387	11%	3,649
BAPTIST HEALTH SOUTH FLORIDA - PALMETTO BAY URGENT CARE		3,061	587	16%	3,648
ADVENTHEALTH CENTRA CARE SOUTH ORANGE		3,112	531	15%	3,643
NCH NORTH NAPLES HOSPITAL	4	3,110	518	14%	3,632
ADVENTHEALTH CENTRA CARE LONGWOOD		3,212	419	12%	3,631
CLARITY LAB SOLUTIONS LLC		3,608	4	0%	3,612
MINUTECLINIC LLC #3703		3,008	589	16%	3,597
ADVENTHEALTH CENTRA CARE ORANGE LAKE		3,191	403	11%	3,594
MINUTECLINIC		3,072	510	14%	3,582
BETHESDA HOSPITAL WEST		3,226	346	10%	3,572
MEDEXPRESS URGENT CARE - ROYAL PALM BEACH		3,225	321	9%	3,546
FLORIDA FAMILY LABORATORY, INC DBA	18	3,218	299	8%	3,535
ADVENTHEALTH CENTRA CARE LEESBURG		2,808	709	20%	3,517
MEDEXPRESS URGENT CARE - GOLDEN GATE		3,150	364	10%	3,514
ADVENT HEALTH - HEART OF FLORIDA ER	1	2,994	518	15%	3,513
MEDEXPRESS URGENT CARE PALM BEACH GARDENS		3,257	254	7%	3,511
PEDIATRIC HEALTH CARE ALLIANCE PA		3,192	318	9%	3,510
MEMORIAL HOSPITAL- MIRAMAR	12	3,224	274	8%	3,510
TWIN CITIES HOSPITAL	1	3,052	445	13%	3,498
ESCAMBIA COMMUNITY CLINICS INC	7	2,528	958	27%	3,493
US BIOTEK LABORATORIES	13	3,105	349	10%	3,467
BAYFRONT HEALTH - SEVEN RIVERS		3,140	315	9%	3,455
ADVENTHEALTH CENTRA CARE SAND LAKE		3,109	337	10%	3,446
SIPARADIGM LLC	21	3,212	199	6%	3,432
BAYA PHARMACY & URGENT CARE		2,457	965	28%	3,422
ASCENSION SACRED HEART - EMERALD COAST		2,750	609	18%	3,359
MIDWAY SPECIALTY CARE CENTER DIAGNOSTICS	38	3,054	225	7%	3,317
BAPTIST HEALTH SOUTH FLORIDA - DAVIE URGENT CARE		2,705	548	17%	3,253
BAYFRONT HEALTH - BROOKSVILLE		2,819	395	12%	3,214
MEDEXPRESS URGENT CARE - LAKELAND		2,827	377	12%	3,204
DOCTORS TEST CENTERS		2,781	399	13%	3,180
BAPTIST HEALTH SOUTH FLORIDA - WESTON URGENT CARE		2,733	352	11%	3,085
ADVENTHEALTH EXPRESS CARE		2,448	624	20%	3,072
ENGLEWOOD COMMUNITY HOSPITAL		2,730	305	10%	3,035
LAKE SIDE MEDICAL CENTER		2,356	662	22%	3,018
PARAMOUNT URGENT CARE - WINDERMERE		1,936	1,077	36%	3,013
AMELIA URGENT CARE		1,543	1,450	48%	2,993
MEDCOMP SCIENCES LLC	31	1,423	1,535	51%	2,989
DESOTO MEMORIAL HOSPITAL	3	2,435	536	18%	2,974
BARTOW REGIONAL MEDICAL CENTER	1	2,496	461	16%	2,958
ADVENTHEALTH PROMPT CARE	1	2,065	875	30%	2,941

# COVID-19: testing by laboratory

Data through Jan 26, 2021 verified as of Jan 27, 2021 at 09:25 AM

Data in this report are provisional and subject to change.

The numbers in the table below represent the number of Florida and non-Florida residents for whom test results were received by the Department of Health. A person can be tested by more than one laboratory and can have both positive and negative results. **Therefore, the sum of the numbers in each column will be larger than the total number of people tested.**

Reporting lab	Inconclusive	Negative	Positive	Percent positive	Total
ADVENTHEALTH CENTRA CARE COLONIAL TOWN	2	2,608	311	11%	2,921
PRECISION HEALTH SOLUTIONS		2,805	108	4%	2,913
STONE CLINICAL LABORATORIES		2,789	96	3%	2,885
VETERANS AFFAIRS MEDICAL CENTER - ORLANDO		1,343	1,527	53%	2,870
LEE HEALTH CONVENIENT CARE - PAGE FIELD		2,413	453	16%	2,866
WALGREENS ORLANDO	3	2,523	339	12%	2,865
BAPTIST HEALTH SOUTH FLORIDA - BRICKELL URGENT CARE		2,358	491	17%	2,849
BAPTIST HEALTH URGENT CARE AT SAWGRASS		2,390	458	16%	2,848
EMERALD COAST URGENT CARE		2,135	705	25%	2,840
WALGREEN CO	2	2,520	317	11%	2,839
BAYFRONT HEALTH - PUNTA GORDA		2,610	200	7%	2,810
HIGHLANDS REGIONAL MEDICAL CENTER		2,128	651	23%	2,779
FLORIDA COMMUNITY HEALTH CENTER		2,166	605	22%	2,771
VENTURE MEDICAL OF FLORIDA LLC		2,507	218	8%	2,725
MEDEXPRESS URGENT CARE CAPE CORAL		2,315	409	15%	2,724
ACCU REFERENCE MEDICAL LAB	2	2,076	635	23%	2,713
SELECT LABORATORIES - MARION COUNTY, FL LLC	3	2,480	224	8%	2,707
BAYFRONT HEALTH - SPRING HILL		2,402	245	9%	2,647
HEALTH FIRST ADVENTHEALTH CENTRA CARE COCOA		2,399	248	9%	2,647
CITRUS MEMORIAL HOSPITAL LABORATORY		2,237	393	15%	2,630
MEMORIAL HOSPITAL PEMBROKE	3	2,312	309	12%	2,624
HOLIDAY CVS LLC DBA CVS PHARMACY #5154		2,537	71	3%	2,608
BMCT Molecular Diagnostics Subsection		2,136	463	18%	2,599
ADVENT HEALTH - OCALA		2,124	441	17%	2,565
MEDEXPRESS URGENT CARE - DELAND		2,278	256	10%	2,534
PALMS MEDICAL GROUP	5	1,693	827	33%	2,525
SPORTS DRUG TESTING LABORATORY	45	2,356	88	4%	2,489
MINUTECLINIC LLC # 0709		2,105	373	15%	2,478
ADVENTHEALTH CENTRA CARE		2,124	344	14%	2,468
EMERALD COAST URGENT CARE LLC		1,804	653	27%	2,457
ADVENTIST HEALTH SYSTEMS SUNBELT IN DBA		2,205	232	10%	2,437
HEALTH FIRST ADVENTHEALTH CENTRA CARE MALABAR		2,180	246	10%	2,426
PHARMCO RX	2	2,219	196	8%	2,417
EMERALD COAST URGENT CARE, LLC	1	1,793	598	25%	2,392
REAL DIAGNOSTICS	14	2,052	315	13%	2,381
MARINERS HOSPITAL		2,119	226	10%	2,345
BAPTIST HEALTHCARE - GULF BREEZE HOSPITAL	3	1,933	409	17%	2,345
ADVENT HEALTH - NEW SMYRNA		1,837	507	22%	2,344
BAPTIST HEALTH EMERGENCY CENTER COUNTRY WALK	1	1,959	377	16%	2,337
ADVENTHEALTH CENTRA CARE KIDS LAKE MARY		2,147	181	8%	2,328
MEDEXPRESS URGENT CARE LEHIGH ACRES		2,022	301	13%	2,323
BAPTIST HEALTH - CLAY		1,967	346	15%	2,313
LEE HEALTH - COCONUT POINT CLINICAL LAB	2	1,872	433	19%	2,307
NXGEN MDX LLC	4	2,037	254	11%	2,295
COMMUNITY HEALTH NORTHWEST FLORIDA	4	1,739	546	24%	2,289
SCION LAB SERVICES LLC	22	2,078	168	7%	2,268
PRIMEHEALTH URGENT CARE INC		1,940	323	14%	2,263



# COVID-19: testing by laboratory

Data through Jan 26, 2021 verified as of Jan 27, 2021 at 09:25 AM

Data in this report are provisional and subject to change.

The numbers in the table below represent the number of Florida and non-Florida residents for whom test results were received by the Department of Health. A person can be tested by more than one laboratory and can have both positive and negative results. **Therefore, the sum of the numbers in each column will be larger than the total number of people tested.**

Reporting lab	Inconclusive	Negative	Positive	Percent positive	Total
PHYSICIANS STAT LAB	3	1,066	1,191	53%	2,260
PREMIER URGENT CARE OF BREVARD LLC	1	1,911	335	15%	2,247
PROHEALTH	1	810	1,430	64%	2,241
PRIMEHEALTH URGENT CARE	1	1,865	360	16%	2,226
LABORATORY OF FLORIDA LLC	40	2,025	160	7%	2,225
BAPTIST HEALTH - OAKLEAF		1,814	402	18%	2,216
ADVENT HEALTH CENTRA CARE -WINTER PARK KIDS URGENT CARE	4	1,991	212	10%	2,207
BAPTIST HEALTH SOUTH FLORIDA - MIAMI BEACH URGENT CARE		1,880	317	14%	2,197
MINUTECLINIC LLC #3631		1,823	349	16%	2,172
PHYSICIANS REGIONAL MEDICAL CENTER - COLLIER BLVD	1	1,526	632	29%	2,159
LOWER KEYS MEDICAL CENTER		1,890	244	11%	2,134
BRASHEAR'S VITAL CARE CORP		1,629	502	24%	2,131
MINUTECLINIC LLC 5852		1,785	337	16%	2,122
MEDEXPRESS FORT MYERS		1,841	272	13%	2,113
URGENT CARE OF THE PALM BEACHES		1,565	527	25%	2,092
GESSLER CLINIC		1,344	742	36%	2,086
PHYSICIAN ASSOCIATES		1,846	217	11%	2,063
MC DIAGNOSTIC OF CONNECTICUT, PC #2220		1,710	321	16%	2,031
MEDEXPRESS URGENT CARE CORAL SPRINGS		1,812	192	10%	2,004
PARAMOUNT URGENT CARE - ORLANDO		1,286	714	36%	2,000
MINUTECLINIC LLC		1,691	303	15%	1,994
MEDONE PLLC		1,491	474	24%	1,965
DOC SMILEY'S URGENT CARE		1,706	247	13%	1,953
ACCESS POINT HEALTHCARE URGENT & PRIMARY CARE	2	1,427	517	27%	1,946
VERILY LIFE SCIENCES		1,927	16	1%	1,943
ASSOCIATED PATHOLOGISTS, LLC	3	1,595	345	18%	1,943
DONALD W ROBERTSON DO PA		1,440	440	23%	1,880
MEDEXPRESS URGENT CARE - VERO BEACH		1,639	240	13%	1,879
MEDEXPRESS URGENT CARE - CLEWISTON		1,573	305	16%	1,878
TAMPA COMMUNITY HOSPITAL		1,551	299	16%	1,850
FLORIDA MEDICAL CLINIC	3	935	911	49%	1,849
MINUTECLINIC LLC #5249		1,418	410	22%	1,828
DR G'S URGENT CARE		1,580	239	13%	1,819
MEDFAST URGENT CARE CENTERS LLC		496	1,323	73%	1,819
GENUS3		1,737	70	4%	1,807
MINUTECLINIC LLC #4415		1,468	322	18%	1,790
FLOWERS HOSPITAL		1,605	177	10%	1,782
ADVENTHEALTH CENTRA CARE CONWAY		1,490	291	16%	1,781
MEDEXPRESS PORT CHARLOTTE		1,619	156	9%	1,775
UNIVERSITY OF NORTH FLORIDA STUDENT HEALTH		1,701	54	3%	1,755
MINUTECLINIC LLC #5253		1,414	316	18%	1,730
MINUTECLINIC LLC #8396		1,460	268	16%	1,728
MINUTECLINIC LLC #3463		1,442	282	16%	1,724
CARENOW URGENT CARE		984	734	43%	1,718
JW PLASTIC SURGERY		1,449	244	14%	1,693
MINUTECLINIC LLC #1067		1,424	240	14%	1,664
PARAMOUNT URGENT CARE - OVIEDO		983	673	41%	1,656

# COVID-19: testing by laboratory

Data through Jan 26, 2021 verified as of Jan 27, 2021 at 09:25 AM

Data in this report are provisional and subject to change.

The numbers in the table below represent the number of Florida and non-Florida residents for whom test results were received by the Department of Health. A person can be tested by more than one laboratory and can have both positive and negative results. **Therefore, the sum of the numbers in each column will be larger than the total number of people tested.**

Reporting lab	Inconclusive	Negative	Positive	Percent positive	Total
BAY MEDICAL CENTER SACRED HEART HEALTH SYSTEM		1,203	447	27%	1,650
PARAMOUNT URGENT CARE INC		380	1,265	77%	1,645
DYNIX DIAGNOSTIX		1,349	285	17%	1,634
MEDEXPRESS URGENT CARE BOCA RATON		1,497	134	8%	1,631
SPARROW HEALTHCARE	2	1,372	236	15%	1,610
ASCENSION SACRED HEART - GULF		1,181	410	26%	1,591
MINUTE CLINIC LLC		1,342	231	15%	1,573
JACKSON HOSPITAL CLINICAL LABORATORY		1,322	249	16%	1,571
OPTEO LABORATORY		1,538	33	2%	1,571
MELBOURNE MEDICAL LABORATORY☐	2	1,365	201	13%	1,568
MINUTECLINIC LLC #5854		1,319	245	16%	1,564
MINUTECLINIC LLC #5190		1,270	291	19%	1,561
HOLMES REG MED CENTER CLINICAL LAB		1,284	273	18%	1,557
IGENOMIX USA LLC	41	1,373	139	9%	1,553
NORTH SHORE LONG ISLAND JEWISH HEALTH		1,479	73	5%	1,552
ADVENT HEALTH - DADE CITY		1,351	201	13%	1,552
MARTIN HEALTH SYSTEM - ST LUCIE WEST		1,388	156	10%	1,544
BARDMOOR LABORATORY	9	1,310	222	14%	1,541
NCH NORTHEAST	7	1,142	360	24%	1,509
CAREFAST+		868	634	42%	1,502
SHELL POINT NURSING PAVILION	1	1,440	57	4%	1,498
LABTECH DIAGNOSTIC		1,208	265	18%	1,473
AMELIA EXPRESS CARE LLC	10	1,256	207	14%	1,473
PARRISH MEDICAL CENTER	1	1,278	185	13%	1,464
ADVANCE MEDICAL OF NAPLES		326	1,119	77%	1,445
UHEALTH DEERFIELD BEACH/UMSYLVESTER DEERFIELD BEACH LABORATORY	3	1,378	55	4%	1,436
MINUTECLINIC LLC #7886		1,230	203	14%	1,433
CHARLES AIESI CONSULTING INC	8	1,240	178	12%	1,426
QUICK CARE MED PL	2	1,181	240	17%	1,423
ASSURANCE SCIENTIFIC LABORATORIES	1	1,144	276	19%	1,421
BIOCERNA LLC	9	1,248	164	12%	1,421
PATIENTS CHOICE LABORATORIES		829	588	41%	1,417
DOC SMILEYS URGENT CARE LLC		1,144	267	19%	1,411
PATIENTS FIRST - THOMASVILLE ROAD		1,231	167	12%	1,398
BOND URGENT CARE LLC		1,012	381	27%	1,393
NEIGHBORHOOD MEDICAL CENTER INC	16	1,209	151	11%	1,376
BAPTIST HEALTH SOUTH FLORIDA - COUNTRY WALK URGENT CARE EXPRESS		1,182	190	14%	1,372
ASCENSION ST VINCENT'S - SOUTHSIDE		1,309	49	4%	1,358
INTELEX LABS, LLC		1,303	46	3%	1,349
GENESIS LABORATORY MANAGEMENT	11	1,115	211	16%	1,337
MARION E FETHER MEDICAL CENTER, THE		1,205	114	9%	1,319
ARCPPOINT LABS		778	529	40%	1,307
MINUTECLINIC LLC #3662		1,103	204	16%	1,307
MINUTECLINIC LLC #5069		1,049	245	19%	1,294
EMERGENCY PHYSICIANS MEDICAL CENTER		352	936	73%	1,288
MINI ER WATERFORD LAKES, THE		1,080	201	16%	1,281
MINUTECLINIC LLC #5214		1,103	161	13%	1,264



# COVID-19: testing by laboratory

Data through Jan 26, 2021 verified as of Jan 27, 2021 at 09:25 AM

Data in this report are provisional and subject to change.

The numbers in the table below represent the number of Florida and non-Florida residents for whom test results were received by the Department of Health. A person can be tested by more than one laboratory and can have both positive and negative results. **Therefore, the sum of the numbers in each column will be larger than the total number of people tested.**

Reporting lab	Inconclusive	Negative	Positive	Percent positive	Total
BAPTIST HEALTH SOUTH FLORIDA - KEY BISCANE URGENT CARE EXPRESS		1,107	151	12%	1,258
PENSACOLA PEDIATRICS PA	1	1,102	155	12%	1,258
MINUTECLINIC LLC #3705		1,080	177	14%	1,257
NCHMD INC		1,011	239	19%	1,250
TEMPUS CLINICAL LABORATORY	10	1,099	139	11%	1,248
UNIVERSITY OF ALABAMA AT BIRMINGHAM		1,204	32	3%	1,236
MINUTECLINIC LLC # 0514		1,061	175	14%	1,236
AMELIA EXPRESS CARE		710	523	42%	1,233
LAKE WALES MEDICAL CENTER INC		1,060	159	13%	1,219
CLINICORE		1,124	91	7%	1,215
NYU HOSPITALS CENTER CLINICAL LABORATORIES		1,175	36	3%	1,211
BAYFRONT HEALTH - CITRUS HILLS		1,019	190	16%	1,209
MINUTECLINIC LLC #7887		1,065	141	12%	1,206
MINUTECLINIC LLC #1771		999	206	17%	1,205
LABORATORY SPECIALISTS OF MICHIGAN		985	220	18%	1,205
WHITE WILSON MEDICAL CENTER		161	1,041	87%	1,202
ACCESS MEDICAL LABS		746	448	38%	1,194
PREMIER MEDICAL		1,097	90	8%	1,187
MINUTECLINIC LLC #1055		907	280	24%	1,187
VAVA PARTNERS LLC		438	744	63%	1,182
MEDEXPRESS URGENT CARE - JAX ATLANTIC BLVD		1,004	168	14%	1,172
Community_Health		983	172	15%	1,155
PHYSICIANS PRIMARY CARE	2	968	179	16%	1,149
MINUTECLINIC, LLC #4015		849	298	26%	1,147
ALTRU DIAGNOSTICS INC	2	1,039	101	9%	1,142
MINUTECLINIC LLC #4458		882	256	22%	1,138
MINUTECLINIC LLC # 3686		957	177	16%	1,134
MINUTECLINIC LLC # 3930		942	187	17%	1,129
BAPTIST HEALTHCARE - JAY HOSPITAL		814	315	28%	1,129
SACRED HEART HEALTH SYSTEM, INC		694	428	38%	1,122
MINUTECLINIC LLC #7173		971	150	13%	1,121
WHOLE FAMILY HEALTH CENTER INC		887	232	21%	1,119
MINUTECLINIC LLC #3003		866	250	22%	1,116
BAPTIST HEALTH EMERGENCY CENTER AT WEST CORAL WAY		852	264	24%	1,116
MINUTECLINIC LLC #3814		884	231	21%	1,115
CAPSTONE HEALTHCARE		784	329	30%	1,113
TOM LEE COMMUNITY HEALTH CENTER		769	340	31%	1,109
UHEALTH CLINIC AT WALGREENS		902	207	19%	1,109
VERITAS GENETICS	61	932	116	10%	1,109
HOLIDAY CVS LLC DBA CVS PHARMACY #5155		1,064	43	4%	1,107
MINUTECLINIC, LLC (CLINIC 10699)		924	169	15%	1,093
COASTAL LABORATORIES	1	811	274	25%	1,086
TREASURE COAST MEDICAL ASSOCIATES INC		696	386	36%	1,082
SMA LAB	7	955	111	10%	1,073
MINUTECLINIC LLC #3291		933	140	13%	1,073
MINUTECLINIC LLC #7225		911	152	14%	1,063
LAB24 INC	3	395	665	63%	1,063

# COVID-19: testing by laboratory

Data through Jan 26, 2021 verified as of Jan 27, 2021 at 09:25 AM

Data in this report are provisional and subject to change.

The numbers in the table below represent the number of Florida and non-Florida residents for whom test results were received by the Department of Health. A person can be tested by more than one laboratory and can have both positive and negative results. **Therefore, the sum of the numbers in each column will be larger than the total number of people tested.**

Reporting lab	Inconclusive	Negative	Positive	Percent positive	Total
EPN URGENT CARE NAPLES	2	746	312	29%	1,060
RAINBOW RIVER MEDICAL LABORATORY		977	82	8%	1,059
MINUTECLINIC LLC #7973		879	173	16%	1,052
STAGEZERO LIFE SCIENCES INC	3	953	93	9%	1,049
NORTH FLORIDA PEDIATRICS-TALLAHASSEE		945	90	9%	1,035
MINUTECLINIC LLC #3635		894	138	13%	1,032
MINUTECLINIC, LLC #3204		843	186	18%	1,029
PEDIATRIC HEALTH CARE ALLIANCE - NORTHDAL		929	94	9%	1,023
PARAMOUNT URGENT CARE VILLAGES		705	318	31%	1,023
ADVANCED DIAGNOSTIC LABORATORY		976	46	5%	1,022
ED FRASER MEMORIAL HOSPITAL		810	208	20%	1,018
MINUTECLINIC LLC #3257		814	196	19%	1,010
SOLARIS HEALTHCARE PALATKA		924	80	8%	1,004
PROJECT HEALTH, INC SUMTERVILLE	5	819	173	17%	997
OPTUM LABS LLC		867	129	13%	996
VERITOR		850	140	14%	990
ELLENTON URGENT CARE		754	227	23%	981
PALM HARBOR PHARMACY		841	136	14%	977
JUPITER MEDICAL CENTER URGENT CARE		663	312	32%	975
ST ANNES NURSING CENTER		948	22	2%	970
MINUTECLINIC LLC #4024		792	164	17%	956
MINUTECLINIC LLC #3285		817	131	14%	948
MINUTECLINIC LLC # 7933		810	130	14%	940
INFINITY BIOLOGIX LLC (GINKO BIOWORKS)		908	31	3%	939
MINUTECLINIC LLC #1821		830	108	12%	938
NAPLES URGENT CARE	1	583	351	38%	935
MINUTECLINIC LLC #5216		762	169	18%	931
LAKELAND REGIONAL HEALTH - PWC/OB		36	890	96%	926
VRL EUROFINs - DALLAS		913	13	1%	926
MINUTECLINIC LLC #3654		744	180	19%	924
GENE TOX WORLDWIDE	60	736	125	14%	921
MINUTECLINIC, LLC #5817		738	182	20%	920
COASTAL PEDIATRIC GROUP		785	124	14%	909
STEWART REFERENCE LABORATORY	1	545	363	40%	909
MINUTECLINIC LLC #3648		734	174	19%	908
FLAGLER HOSPITAL LABORATORY	8	33	867	95%	908
FLORIDA DEPARTMENT OF HEALTH IN POLK COUNTY	2	673	227	25%	902
CAREFAST MURABELLA		501	395	44%	896
MINUTECLINIC LLC #3748		688	206	23%	894
FAST TRACK URGENT CARE CENTER		4	887	100%	891
XYZ LABORATORY	8	770	102	12%	880
LENCO MEDICAL LABORATORY		843	35	4%	878
PRIMARY CARE OF THE TREASURE COAST		776	102	12%	878
MINUTECLINIC LLC #4201		767	110	13%	877
GENEIQ		830	45	5%	875
MINUTECLINIC LLC #5924		726	148	17%	874
PATIENTS FIRST LAKE ELLA MEDICAL CENTER		762	112	13%	874

# COVID-19: testing by laboratory

Data through Jan 26, 2021 verified as of Jan 27, 2021 at 09:25 AM

Data in this report are provisional and subject to change.

The numbers in the table below represent the number of Florida and non-Florida residents for whom test results were received by the Department of Health. A person can be tested by more than one laboratory and can have both positive and negative results. **Therefore, the sum of the numbers in each column will be larger than the total number of people tested.**

Reporting lab	Inconclusive	Negative	Positive	Percent positive	Total
PARAMOUNT URGENT CARE - CLERMONT		686	178	21%	864
HISTOPATHOLOGY SERVICES, LLC		763	96	11%	859
TACACHALE CLINICAL LABORATORY	1	807	45	5%	853
INTEGRITY LABORATORIES, LLC	1	690	155	18%	846
TYNDALL AIR FORCE BASE		643	196	23%	839
ARCPPOINT LABS OF CORAL SPRINGS FL		741	95	11%	836
EUROFINS NTD, LLC		796	38	5%	834
MINUTECLINIC LLC #4612		621	205	25%	826
KEYS AHEC SCHOOL MEDICAL CLINIC	7	738	77	9%	822
FLORIDA HOSPITAL ORLANDO		743	74	9%	817
MINUTECLINIC LLC #1807		663	149	18%	812
NORTH FLORIDA PEDIATRICS - LAKE CITY		619	189	23%	808
ASCENSION ST VINCENT'S - CLAY		775	32	4%	807
MINUTECLINIC LLC #3255		640	165	20%	805
NITE LITE PEDIATRICS		234	563	71%	797
HENDRY REGIONAL MEDICAL CENTER CLINICAL LABORATORY		589	205	26%	794
PROFESSIONAL HEALTH EXAMINERS DBA PROHEALTH	1	632	159	20%	792
PHAROS HEALTH		623	167	21%	790
MEDIQUICK URGENT CARE CENTERS INC		416	373	47%	789
THE HEALTH CENTER OF PLANT CITY		711	69	9%	780
READY RESPONDERS FLORIDA, PLLC		666	111	14%	777
BROWNWOOD CARE CENTER		693	77	10%	770
DEPARTMENT OF CLINICAL LABS		747	15	2%	762
MACDILL AIR FORCE BASE		710	51	7%	761
MINUTECLINIC, LLC DBA MINUTECLINIC #4717		733	27	4%	760
ADDICTION LABS OF AMERICA	3	689	66	9%	758
DYNIX DIAGNOSTICS	2	524	229	30%	755
MINUTECLINIC LLC #476		622	132	18%	754
MINUTECLINIC LLC #3236		641	112	15%	753
BLUE MED CONSULTANTS		729	23	3%	752
COVANCE CLINICAL RESEARCH UNIT INC		729	19	3%	748
NONE		308	437	59%	745
MINUTECLINIC LLC # 3579		619	118	16%	737
VRL EUROFINS		709	27	4%	736
PALM BAY HOSPITAL CLINICAL LABORATORY		470	254	35%	724
ADVENT HEALTH LAB - ORLANDO		430	292	40%	722
CVS HEALTH		518	203	28%	721
BAPTIST HEALTH - MD ANDERSON CANCER CENTER		715	4	1%	719
LEE COUNTY EMERGENCY MEDICAL SERVICE		624	94	13%	718
NORTH OKALOOSA MEDICAL CENTER		413	300	42%	713
DISNEY COVID TEST SITE		703	10	1%	713
MIAMI JEWISH HEALTH SYSTEMS		669	43	6%	712
NORTH FLORIDA PEDIATRICS PA - SUWANNEE	3	597	111	16%	711
COASTAL PHYSICIANS, LLC		561	147	21%	708
C.W. BILL YOUNG VA MEDICAL CENTER	1	19	681	97%	701
Tampa Lakes Health and Rehabilitation Center	2	619	69	10%	690
MINUTECLINIC, LLC #3245		517	170	25%	687

# COVID-19: testing by laboratory

Data through Jan 26, 2021 verified as of Jan 27, 2021 at 09:25 AM

Data in this report are provisional and subject to change.

The numbers in the table below represent the number of Florida and non-Florida residents for whom test results were received by the Department of Health. A person can be tested by more than one laboratory and can have both positive and negative results. **Therefore, the sum of the numbers in each column will be larger than the total number of people tested.**

Reporting lab	Inconclusive	Negative	Positive	Percent positive	Total
SANTA ROSA MEDICAL GROUP		541	145	21%	686
PREMIER MEDICAL LABORATORY SERVICES	1	463	222	32%	686
NORTHEAST FLORIDA NEUROLOGY CLINICS, INC		578	108	16%	686
ANY LAB TEST NOW	1	447	236	35%	684
KETAMINE HEALTH CENTERS LLC		614	66	10%	680
CAREMED CLINIC LLC		481	197	29%	678
UNIVERSITY OF WEST FLORIDA STUDENT HEALTH SERVICES	1	557	115	17%	673
OPTUMCARE FLORIDA LLC		494	179	27%	673
MINI ER ADULT AND PEDIATRIC URGENT CARE		574	98	15%	672
VITAS HEALTHCARE CORPORATION OF FLA		669	3	0%	672
MYTEST DIAGNOSTICS		617	53	8%	670
Victoria Nursing and Rehabilitation Center		620	46	7%	666
WILLOWBROOKE COURT AT EDGEWATER POINTE ESTATES		657	9	1%	666
MINUTECLINIC LLC #1815		574	91	14%	665
NCH HEALTHCARE SYSTEM MICROBIOLOGY LAB		1	663	100%	664
VENICE REGIONAL MEDICAL CENTER		574	88	13%	662
NORTH SHORE LIJ URGENT CARE PC		626	35	5%	661
FIU-HEALTH AUXILIARY LABORATORY	3	600	56	8%	659
MEDICAL FP - WHOLE FAMILY HEALTH CENTER		539	119	18%	658
MINUTECLINIC LLC #3637		492	165	25%	657
KENDALL HEALTHCARE PROPERTIES DBA	2	625	26	4%	653
LITTLE PINE PEDIATRICS		447	206	32%	653
MINUTECLINIC LLC #8381		533	120	18%	653
PRIMARY CARE SERVICES AT INDIAN RIVER ESTATES		634	13	2%	647
MAVERICK LABS		456	187	29%	643
DOCTOR'S MEMORIAL HOSPITAL		485	157	24%	642
ER QUICKCARE PL		529	111	17%	640
PROFESSIONAL HEALTH EXAMINERS		544	94	15%	638
APALACHEE CORRECTIONAL INSTITUTION EAST UNIT		616	16	3%	632
ORLANDO HEALTH AND REHAB CENTER		594	38	6%	632
CONSULATE HEALTH CARE OF NEW PORT RICHEY	2	514	116	18%	632
Point of Care Testing	1	113	516	82%	630
MIDWAY SPECIATLY CARE CENTER		410	220	35%	630
MINUTECLINIC LLC #1350		514	111	18%	625
FISHERMENS HOSPITAL CLINICAL LAB		569	55	9%	624
TREE HOUSE PEDIATRICS PLLC		561	63	10%	624
SOLARIS HEALTHCARE CHARLOTTE HARBOR		576	46	7%	622
PALACE NURSING HOME & REHAB CENTER		589	32	5%	621
STEWART ROCKLEDGE HOSPITAL		469	142	23%	611
HOLY CROSS HOSPITAL		12	598	98%	610
PALM GARDEN OF PORT SAINT LUCIE		604	6	1%	610
PROHEALTH MEDICAL CLINIC		81	524	87%	605
CREEKSIDE CARE CENTER	1	520	84	14%	605
INTERLACHEN PEDIATRICS		578	26	4%	604
NORTH FLORIDA PEDIATRICS PA		509	90	15%	599
PATIENTS FIRST - MAHAN DRIVE		164	435	73%	599
AFC PHYSICIANS OF FLORIDA		399	199	33%	598



# COVID-19: testing by laboratory

Data through Jan 26, 2021 verified as of Jan 27, 2021 at 09:25 AM

Data in this report are provisional and subject to change.

The numbers in the table below represent the number of Florida and non-Florida residents for whom test results were received by the Department of Health. A person can be tested by more than one laboratory and can have both positive and negative results. **Therefore, the sum of the numbers in each column will be larger than the total number of people tested.**

Reporting lab	Inconclusive	Negative	Positive	Percent positive	Total
LABS ASAP LLC		519	78	13%	597
CARE ONE OF FLORIDA LLC		400	196	33%	596
PEDIATRICS OF CENTRAL FLORIDA PA	18	534	39	7%	591
MANOR PINES CONVALESCENT CENTER LLC	1	568	20	3%	589
LIFE CARE CENTER OF ORANGE PARK		558	30	5%	588
JOHN KNOX VILLAGE HEALTH CENTER		569	18	3%	587
MOUNT SINAI LABORATORY		561	25	4%	586
CATALYST WALK IN CLINIC		456	130	22%	586
LPG COCONUT POINT		474	112	19%	586
GENOME LLC	2	520	63	11%	585
LIFE CARE CENTER OF NEW PORT RICHEY		548	33	6%	581
VETERANS AFFAIRS MEDICAL CENTER - JAMES A HALEY			580	100%	580
POINT OF CARE TESTING SITE		556	24	4%	580
MEDICAL VB		451	120	21%	571
MEDICAL CONSULTANTS OF FLORIDA, LLC		467	101	18%	568
INTERLACHEN PEDIATRICS PA		540	28	5%	568
GULF COAST VILLAGE		534	29	5%	563
TENNESSEE DOH - NASHVILLE	2	493	64	11%	559
FIRST QUALITY LABORATORY		528	29	5%	557
HOLMES REGIONAL MEDICAL CENTER		5	550	99%	555
RIVER TOWN DIAGNOSTIC LLC		395	160	29%	555
WOODLANDS MEDICAL SPECIALISTS		347	208	37%	555
SEBASTIAN RIVER MEDICAL CENTER	2	409	140	25%	551
CONSULATE HEALTHCARE OF VERO BEACH	14	460	77	14%	551
CRUCIAL CARE EMERGENCY MEDICINE DOCTORS		422	129	23%	551
ETHOS WELLNESS PHARMACY		509	41	7%	550
GROWING TOGETHER PEDIATRICS LLC		505	45	8%	550
The Sands at South Beach		545	4	1%	549
PRIMARY CARE SERVICES AT ST ANDREWS ESTATES		549			549
SHORELINE PHYSICIAN GROUP		342	207	38%	549
GOLDEN GLADES NURSING & REHABILITATION CTR		540	9	2%	549
ST JOHN'S NURSING CENTER		531	17	3%	548
NCHMD, INC SOUTHEAST IMMEDIATE CARE		417	130	24%	547
CAPE CANAVERAL HOSPITAL		339	208	38%	547
VITAE DIAGNOSTICS		534	13	2%	547
ECCOLAB GROUP	1	144	402	73%	547
HMA SANTA ROSA MEDICAL CENTER LLC DBA		421	121	22%	542
MID-FLORIDA PATHOLOGY		425	116	21%	541
COASTAL URGENT CARE		425	115	21%	540
BROAD INSTITUTE CLINICAL SEQUENCING RESEARCH PLATFORM	1	518	20	4%	539
THE PRESERVE		531	7	1%	538
GULF COAST MOLECULAR LABORATORIES	12	442	84	16%	538
NCF DIAGNOSTICS & DNA TECHNOLOGIES	15	204	318	59%	537
PALM GARDEN OF VERO BEACH		498	39	7%	537
CHILDRENS MEDICAL ASSOCIATION		485	51	10%	536
Signature HealthCare Center of Waterford		507	28	5%	535
LIFE CARE CENTER OF HILLIARD		520	15	3%	535

# COVID-19: testing by laboratory

Data through Jan 26, 2021 verified as of Jan 27, 2021 at 09:25 AM

Data in this report are provisional and subject to change.

The numbers in the table below represent the number of Florida and non-Florida residents for whom test results were received by the Department of Health. A person can be tested by more than one laboratory and can have both positive and negative results. **Therefore, the sum of the numbers in each column will be larger than the total number of people tested.**

Reporting lab	Inconclusive	Negative	Positive	Percent positive	Total
AMERICAN FAMILY CARE PENSACOLA WEST		1	533	100%	534
SOUTHEAST ALABAMA MEDICAL CENT		485	49	9%	534
MINUTECLINIC, LLC # 4469		436	95	18%	531
ADVENTHEALTH MEDICAL GROUP PROMPT CARE		375	155	29%	530
THERADOC		152	377	71%	529
REDI MED LLC		399	130	25%	529
MED FAST URGENT CARE CENTER		260	266	51%	526
MAIN STREET MEDICAL CENTER		127	399	76%	526
CLEWISTON NURSING AND REHABILITATION CENTER		513	11	2%	524
Crestview Rehabilitation Center	5	394	125	24%	524
SPECTOR SCIENTIFIC LAB	1	216	298	58%	515
VETERANS AFFAIRS MEDICAL CENTER - BAY PINES		17	498	97%	515
FORT MYERS INTERNAL MEDICINE, LLC		466	49	10%	515
CYPRESS VILLAGE	1	488	23	4%	512
CLARITY LABS		441	67	13%	508
PROJECT HEALTH INC	2	413	93	18%	508
EAST LAKE PEDIATRICS		430	77	15%	507
VILLA MARIA NURSING & REHAB CENTER INC	1	495	11	2%	507
VETERANS AFFAIRS MEDICAL CENTER		40	463	92%	503
EDEN SPRINGS NURSING AND REHAB CENTER		389	110	22%	499
DAVITA LABORATORY		426	73	15%	499
JACKSONVILLE BEACH PEDIATRIC CARE CENTER□		445	53	11%	498
J AND G MEDICAL GROUP LLC		416	81	16%	497
USF MORSANI CENTER FOR ADVANCED HEALTH CARE		430	67	13%	497
CLINICAL PATHOLOGY LABS		386	108	22%	494
NSPIRE HEALTHCARE MIAMI LAKES	7	472	14	3%	493
ADVENTHEALTH CENTRA CARE WINTER HAVEN	1	183	309	63%	493
VITAS HEALTHCARE CORP OF CENTRAL FL		475	16	3%	491
LOOP PEDIATRICS PA	3	395	92	19%	490
BOND AND STEELE CLINIC PA		322	167	34%	489
DOCTORS CENTER,THE		381	104	21%	485
EMERALD SHORES HEALTH AND REHABILITATION		396	88	18%	484
XPRESS URGENT CARE	3	400	79	16%	482
CITY MEDICAL OF NEW JERSEY, PC		442	40	8%	482
BALDOMERO LOPEZ STATE VETERANS NURSING HOME	2	477	3	1%	482
DOH – INDIAN RIVER		410	69	14%	479
JACKSON MEMORIAL LONG TERM CARE CENTER		461	17	4%	478
HALIFAX MEDICAL CENTER-PORT ORANGE LAB		403	75	16%	478
MEDICAL CENTER CLINIC-IMMEDIATE CARE	1	381	95	20%	477
TELESCOPE HEALTH LLC	3	376	97	20%	476
JACKSON MEMORIAL PERDUE MEDICAL CENTER		453	23	5%	476
24 HOUR PEDIATIC CARE CENTER	1	431	44	9%	476
NEW YORK HOSPITAL LABORATORIES	1	462	12	3%	475
Plantation Bay Rehabilitation Center		457	17	4%	474
FLAGLER COUNTY HEALTH DEPARTMENT	1	384	89	19%	474
ST CLOUD REGIONAL MEDICAL CENTER CLINICAL LAB		394	79	17%	473
HEALTH CENTER AT BRENTWOOD	1	428	42	9%	471



# COVID-19: testing by laboratory

Data through Jan 26, 2021 verified as of Jan 27, 2021 at 09:25 AM

Data in this report are provisional and subject to change.

The numbers in the table below represent the number of Florida and non-Florida residents for whom test results were received by the Department of Health. A person can be tested by more than one laboratory and can have both positive and negative results. **Therefore, the sum of the numbers in each column will be larger than the total number of people tested.**

Reporting lab	Inconclusive	Negative	Positive	Percent positive	Total
LIFE CARE CENTER OF PENSACOLA		428	43	9%	471
CARENOW URGENT CARE – FORT PIERCE		256	209	45%	465
FAMILY HEALTH CENTERS OF SWF LABS	2	389	74	16%	465
EXPRESS URGENT CARE LLC		1	463	100%	464
MEMORIAL PEMBROKE 24/7 CARE CENTER		351	110	24%	461
VALENCIA HILLS HEALTH AND REHABILITATION CENTER		449	12	3%	461
ENZO CLINICAL LABS INC	3	438	19	4%	460
RIVER GARDEN HEBREW HOME FOR THE AGED		406	54	12%	460
CALHOUN LIBERTY HOSPITAL		329	130	28%	459
MINUTECLINIC LLC #8927		372	85	19%	457
NORTH FLORIDA RETIREMENT VILLAGE		453	2	0%	455
CLARIDGE HOUSE NURSING CENTER		437	17	4%	454
BOCA GRANDE HEALTH CLINIC		431	22	5%	453
SABAL PALMS HEALTH AND REHAB		403	49	11%	452
MANOR CARE HEALTH SERVICES - FT MYERS		432	19	4%	451
MEDONE URGENT CARE AT ST. AUGUSTINE		111	338	75%	449
PENSACOLA PEDIATRICS	1	252	196	44%	449
MEDFAST URGENT CARE CENTERS		167	278	62%	445
PALM GARDEN OF JACKSONVILLE	2	364	78	18%	444
LAUDERDALE NURSING CENTER LLC	1	424	19	4%	444
FOUNTAIN MANOR HEALTH AND REHAB CENTER	1	426	16	4%	443
NCH HEALTHCARE BONITA		325	118	27%	443
MOORINGS PARK INSTITUTE, INC, THE		425	18	4%	443
WILLOW BROOKE COURT AT INDIAN RIVER ESTATES		397	44	10%	441
HARTS HARBOR HEALTH CARE CENTER		420	21	5%	441
MINUTECLNIC LLC		391	49	11%	440
DIAMOND RIDGE HEALTH AND REHABILITATION CENTER		419	20	5%	439
SMA SPECIALTY MEDICAL LAB		117	321	73%	438
VETERANS AFFAIRS MEDICAL CENTER - GAINESVILLE		3	432	99%	435
FLO-MEDILAB SERVICES LLC		186	249	57%	435
CLIFFORD CHESTER SIMS STATE VETERANS		427	8	2%	435
MANOR AT CARPENTERS		408	26	6%	434
THE MANOR AT BLUE WATER BAY		373	61	14%	434
GOLDEN GATE FAMILY CLINIC		83	351	81%	434
PALM GARDEN OF TAMPA		410	23	5%	433
MINUTECLINIC LLC #5187		378	55	13%	433
ASAP LABS LLC		305	128	30%	433
BROOKDALE PALMER RANCH	1	375	55	13%	431
Good Samaritan Society Kissimmee Village		366	64	15%	430
AFC PHYSICIANS OF FLORIDA PA		274	156	36%	430
AVECINA MEDICAL JULINGTON	1	240	189	44%	430
DIAMOND RIDGE HEALTH AND REHABILITATION		402	27	6%	429
THE PALACE AT HOMESTEAD	1	412	16	4%	429
FLORIDA DEPT OF HEALTH IN BREVARD COUNTY	3	362	63	15%	428
HILLCREST HEALTH CARE & REHABILITATION CENTER	2	415	10	2%	427
NEW PLANT CITY FAMILY CARE	1	225	201	47%	427
PEDIATRIC HEALTHCARE ALLIANCE PA		383	41	10%	424

# COVID-19: testing by laboratory

Data through Jan 26, 2021 verified as of Jan 27, 2021 at 09:25 AM

Data in this report are provisional and subject to change.

The numbers in the table below represent the number of Florida and non-Florida residents for whom test results were received by the Department of Health. A person can be tested by more than one laboratory and can have both positive and negative results. **Therefore, the sum of the numbers in each column will be larger than the total number of people tested.**

Reporting lab	Inconclusive	Negative	Positive	Percent positive	Total
SOUTHERN OAKS CARE CENTER	1	386	36	9%	423
PARKLANDS FACILITY INC	4	389	28	7%	421
PALM GARDEN OF OCALA		330	91	22%	421
CONTINENTAL CLINICAL RESEARCH, LLC		407	13	3%	420
GARCIA CLINICAL LABORATORY		28	392	93%	420
Williston Care Center		369	50	12%	419
Q ANSWER LAB	1	375	42	10%	418
MINUTECLINIC LLC #6007		340	76	18%	416
LEHIGH REGIONAL MEDICAL CENTER LAB		371	44	11%	415
HERON POINTE HEALTH AND REHABILITATION	1	411	3	1%	415
ST ANDREWS BAY SKILLED NURSING &		357	58	14%	415
EAST LAKE PEDIATRICS PA		380	34	8%	414
PHYSICIANS PRIMARY CARE LAB		360	54	13%	414
Colonial Lakes Health Care		384	30	7%	414
AMERICA'S PHARMACY LLC		365	49	12%	414
APP-UNIPATH, LLC	2	396	14	3%	412
MINUTECLINIC LLC #3671		366	44	11%	410
RICARDO NAVARRO DO PA		353	57	14%	410
WEST GABLES HEALTH CARE CENTER		400	10	2%	410
ADVANCED MEDICAL OF NAPLES LLC		342	67	16%	409
HARBOUR HEALTH CENTER		393	14	3%	407
ARCPOINTS LABS		345	62	15%	407
BALDWIN PEDIATRICS	1	382	24	6%	407
TIDE LABORATORIES		362	43	11%	405
MAYFLOWER ASSISTED LIVING		399	4	1%	403
VIERA HOSPITAL, INC		303	100	25%	403
BAPTIST PRIMARY CARE	2	311	89	22%	402
NEW YORK PRESBYTERIAN - CUMC CLINICAL		383	17	4%	400
NAVAL HOSPITAL - JACKSONVILLE		70	329	82%	399
Solaris HealthCare Windermere		373	26	7%	399
CARE ONE OF FLORIDA	1	262	133	34%	396
ST PETERSBURG PEDIATRICS	1	341	54	14%	396
SUNRISE URGENT CARE ASSOCIATES LLC D/B/A	2	118	276	70%	396
EXPRESS PHARMACY		363	32	8%	395
AFC URGENT CARE SEMINOLE			394	100%	394
MINI ER AND URGENT CARE		289	105	27%	394
CHILDRENS MEDICAL ASSOCIATION PA		349	44	11%	393
BUFFALO CROSSING HEALTHCARE & REHABILITATION CTR		379	13	3%	392
FLORIDA DEPARTMENT OF HEALTH CLAY COUNTY	1	299	92	23%	392
MANOR CARE NURSING CENTER OF SARASOTA FL LLC		333	58	15%	391
NEMOURS CHILDERN'S HOSPITAL		327	63	16%	390
BARBER		13	376	97%	389
FLORIDA DEPARTMENT OF HEALTH IN CALHOUN COUNTY		279	109	28%	388
SPRING HILL HEALTH AND REHABILITATION CENTER		373	15	4%	388
ORLANDO HEALTH CENTER FOR REHABILITATION		378	10	3%	388
SANTA ROSA CENTER FOR REHABILITATION AND HEALING		321	61	16%	382
VITAS LUTHERAN TOWERS INPATIENT PROGRAM		319	61	16%	380

# COVID-19: testing by laboratory

Data through Jan 26, 2021 verified as of Jan 27, 2021 at 09:25 AM

Data in this report are provisional and subject to change.

The numbers in the table below represent the number of Florida and non-Florida residents for whom test results were received by the Department of Health. A person can be tested by more than one laboratory and can have both positive and negative results. **Therefore, the sum of the numbers in each column will be larger than the total number of people tested.**

Reporting lab	Inconclusive	Negative	Positive	Percent positive	Total
POINT WASHINGTON MEDICAL CLINIC		210	170	45%	380
MANOR OAKS NURSING & REHAB CENTER	2	377	1	0%	380
FLORIDA GULF COAST UNIVERSITY		215	163	43%	378
CITRUS NURSING CENTER LLC		349	29	8%	378
SUSANNA WESLEY HEALTH CENTER		343	35	9%	378
FERNANDINA BEACH REHAB AND NURSING	1	362	14	4%	377
BAYA PHARMACY WEST		8	368	98%	376
PALMS OF SEBRING		341	34	9%	375
Ocala Health and Rehabilitation Center		355	18	5%	373
MEDONE URGENT CARE CENTER		149	222	60%	371
HENDRY REGIONAL MEDICAL CENTER		107	264	71%	371
URGENT CARE BETHESDA	1	318	52	14%	371
SOLARIS HEALTHCARE MERRITT ISLAND		339	31	8%	370
SOLARIS HEALTHCARE LAKE CITY		301	68	18%	369
PHYSICIANS STAT LAB INC		311	57	15%	368
FLORIDA HOSPITAL MEDICAL GROUP		253	115	31%	368
ADVENT HEALTH - TAMPA		148	220	60%	368
INDIAN RIVER CTR, LLC		321	45	12%	366
TREASURE COAST COMMUNITY HEALTH	3	309	54	15%	366
FLORIDA HOSPITAL WAUCHULA		252	112	31%	364
NORTH FLORIDA MEDICAL GROUP		256	108	30%	364
FAIR HAVENS CENTER, OPCO		359	5	1%	364
Stacey Health Care Centers Inc. dba Riverside Care Center		333	28	8%	361
PEBBLEBROOK PHARMACY		276	85	24%	361
CONSULATE HEALTH CARE OF BAYONET POINT	3	350	7	2%	360
AMERICAN RESEARCH LABS		166	194	54%	360
BENTON PEDIATRICS INC		317	40	11%	357
UR MEDICINE LABS- CENTRAL LABORATORY		339	18	5%	357
PALMETTO FAMILY HEALTHCARE	1	222	134	38%	357
INFORM DIAGNOSTICS		349	8	2%	357
ABBAY DELRAY		352	5	1%	357
SOLARIS HEALTHCARE OSCEOLA		341	15	4%	356
HOPE HOSPICE AND COMMUNITY SERVICES INC	12	330	11	3%	353
MY CLINICAL LAB		224	127	36%	351
GRAND COURT TAMPA		347	3	1%	350
SANFORD LABORATORIES		325	24	7%	349
BAYSHORE DIAGNOSTICS		309	40	11%	349
PALM GARDEN OF CLEARWATER		331	18	5%	349
SIGNATURE HEALTHCARE OF BROOKWOOD GARDENS		347	1	0%	348
SUWANNEE HEALTH AND REHABILITATION CENTER		343	5	1%	348
CORE DIAGNOSTIC LABORATORIES LLC		237	110	32%	347
MICHAEL A MIDDLETON MD PA□		334	13	4%	347
ORCHARD PARK HEALTH & REHABILITATION		342	4	1%	346
THE PALACE MANAGEMENT - THE PALACE AT CORAL GABLES		344	2	1%	346
VILLAGE AT VIENNA SQUARE,THE□	6	329	11	3%	346
CORAL BAY HEALTHCARE AND REHABILITATION	1	329	12	4%	342
Timberidge Center for Rehabilitation and Healing		315	26	8%	341

# COVID-19: testing by laboratory

Data through Jan 26, 2021 verified as of Jan 27, 2021 at 09:25 AM

Data in this report are provisional and subject to change.

The numbers in the table below represent the number of Florida and non-Florida residents for whom test results were received by the Department of Health. A person can be tested by more than one laboratory and can have both positive and negative results. **Therefore, the sum of the numbers in each column will be larger than the total number of people tested.**

Reporting lab	Inconclusive	Negative	Positive	Percent positive	Total
ADVENT HEALTH CENTRA CARE - PALM COAST		80	261	77%	341
HEALTH DESIGNS		328	13	4%	341
SIPARADIGM, DIAGNOSTIC INFORMATICS		273	67	20%	340
RUSKIN HEALTH CENTER		229	111	33%	340
SELECT REFERENCE LABORATORIES, LLC	1	326	12	4%	339
DBI HEALTH INC		325	14	4%	339
MEDSCAN LABORATORY INC	1	163	175	52%	339
Solaris Healthcare Daytona	2	289	47	14%	338
AFC URGENT CARE TYRONE		2	336	99%	338
MEDICAL CENTER OF DELTONA, INC		265	72	21%	337
SANDBAY URGENT CARE		265	71	21%	336
PRIMARY CARE SOUTH INC		69	267	79%	336
BROOKSVILLE HEALTHCARE CENTER LLC		332	4	1%	336
NORTH FLORIDA REHABILITATION & SPECIALTY CARE		332	3	1%	335
Cypress Cove Care Center		234	100	30%	334
SEMINOLE NURSING PAVILION		326	7	2%	333
AFC URGENT CARE FAMILY CARE			331	100%	331
CLERMONT HEALTH AND REHABILITATION CENTER		307	24	7%	331
DXTERITY DIAGNOSTICS	1	313	16	5%	330
BLOUNTSTOWN REHABILITATION CENTER LLC		225	104	32%	329
NORTH PINELLAS STATMED QUICK QUALITY CLINICS		236	93	28%	329
USAFSAM/PHE		174	154	47%	328
Life Care Center at Wells Crossing		309	18	6%	327
GOOD SAMARITAN CENTER		326	1	0%	327
TRI-COUNTY NURSING AND REHABILITATION CENTER INC		311	15	5%	326
Manatee Springs Rehabilitation and Nursing Center		306	20	6%	326
VETERANS AFFAIRS MEDICAL CENTER - LAKE CITY		52	273	84%	325
HEALTH CENTRAL PARK		258	66	20%	324
HAINES CITY REHABILITATION AND NURSING CENTER		300	23	7%	323
PALMETTO SUBACUTE CARE CENTER		313	10	3%	323
Darcy Hall Of Life Care		320	3	1%	323
MANORCARE HEALTH SERVICES - VENICE		268	54	17%	322
CARENOW	2	163	156	49%	321
MINUTECLINIC LLC, #10357		320	1	0%	321
Life Care Center of Ocala		277	43	13%	320
CORAL TRACE HEALTH CARE	2	313	5	2%	320
HEALTHY STEPS PEDIATRICS		280	40	13%	320
SOLARIS HEALTHCARE PARKWAY	2	306	12	4%	320
MIDWAY SPECIALTY CARE CENTER	3	203	113	35%	319
FLORIDA HOSPITAL HEARTLAND MED CTR LAKE PLACID		232	85	27%	317
SHORE ACRES CARE CENTER		282	35	11%	317
MEDIPATH		17	300	95%	317
LIFE CARE PONTE VEDRA INC		311	5	2%	316
AFC URGENT CARE CLEARWATER	1	122	193	61%	316
PALM GARDEN OF WINTER HAVEN		299	15	5%	314
GENESIS MEDICAL LABORATORY MIAMI FL.		83	230	73%	313
MEDFAST URGENT CARE CENTER		83	230	73%	313



# COVID-19: testing by laboratory

Data through Jan 26, 2021 verified as of Jan 27, 2021 at 09:25 AM

Data in this report are provisional and subject to change.

The numbers in the table below represent the number of Florida and non-Florida residents for whom test results were received by the Department of Health. A person can be tested by more than one laboratory and can have both positive and negative results. **Therefore, the sum of the numbers in each column will be larger than the total number of people tested.**

Reporting lab	Inconclusive	Negative	Positive	Percent positive	Total
Quest Diag Unspecifd	1	181	130	42%	312
FLORIDA DEPARTMENT OF HEALTH		274	36	12%	310
Bayside Care Center	1	288	20	6%	309
MINUTECLINIC LLC #5157		259	50	16%	309
BREVARD HEALTH ALLIANCE		119	189	61%	308
FAIRWAY OAKS CENTER LLC	6	296	6	2%	308
MEDEXPRESS LUTZ		3	305	99%	308
PALM GARDEN OF ORLANDO		276	31	10%	307
HEARTLAND PEDIATRICS OF LAKE WALES		271	36	12%	307
SOLARIS HEALTHCARE BAYONET POINT		292	14	5%	306
LIFEBRITE	1	124	181	59%	306
PALM GARDEN OF WEST PALM BEACH□	3	286	15	5%	304
STARKE FAMILY MEDICAL CENTER		242	61	20%	303
ELLENTON PEDIATRICS		286	17	6%	303
LITTLE PINE PEDIATRICS PLLC		258	44	15%	302
KEY WEST HEALTH AND REHAB	1	292	7	2%	300
DELTONA HEALTH CARE		277	23	8%	300
Palm Garden of Largo		297	3	1%	300
Destin Healthcare and Rehabilitation Center	1	264	32	11%	297
PHYSICIANS REGIONAL WALK-IN		185	112	38%	297
HEALTH FIRST ADVENTHEALTH CENTRA CARE - TITUSVILLE		56	241	81%	297
BUENA VISTA URGENT CARE		264	32	11%	296
Marshall Health and Rehabilitation Center		267	27	9%	294
SEA BREEZE REHAB AND NURSING CENTER□		286	8	3%	294
PruittHealth Panama City	1	234	59	20%	294
LabCorp (Non-Interfaced)	1	119	173	59%	293
AVELLINO LAB USA, INC	1	280	12	4%	293
CARITHERS PEDIATRIC GROUP		257	36	12%	293
NORTHWEST MEDICAL CENTER CLINICAL LABORATORY		175	117	40%	292
LIFE CARE CENTER OF PALM BAY□		283	8	3%	291
MOOSEHAVEN HEALTH CENTER		254	37	13%	291
BOCA BIOLISTICS REFERENCE LABORATORY	2	185	103	36%	290
PALM GARDEN OF GAINESVILLE	2	285	2	1%	289
OSPREY LODGE		232	57	20%	289
AUBURN UNIVERSITY MEDICAL CLINIC		227	62	21%	289
PEDIATRIC HEALTHCARE ALLIANCE		266	22	8%	288
MINUTECLINIC LLC #214		238	50	17%	288
ASCEND CLINICAL	2	233	52	18%	287
HARDEE COUNTY HEALTH DEPARTMENT		225	61	21%	286
LAKELAND REGIONAL HEALTH SYSTEMS INC		20	266	93%	286
BIOCEPT		270	16	6%	286
GANDY CROSSING CARE CENTER	1	272	13	5%	286
BAY VILLAGE OF SARASOTA INC		282	3	1%	285
Bardmoor Oaks Healthcare and Rehabilitation Center		279	6	2%	285
SPECIALTY HEALTH AND REHABILITATION CENTER		260	25	9%	285
ORANGE BLOSSOM FAMILY HEALTH		266	18	6%	284
FAMILY HEALTH CENTERS OF SOUTHWEST FLORIDA INC		234	50	18%	284

# COVID-19: testing by laboratory

Data through Jan 26, 2021 verified as of Jan 27, 2021 at 09:25 AM

Data in this report are provisional and subject to change.

The numbers in the table below represent the number of Florida and non-Florida residents for whom test results were received by the Department of Health. A person can be tested by more than one laboratory and can have both positive and negative results. **Therefore, the sum of the numbers in each column will be larger than the total number of people tested.**

Reporting lab	Inconclusive	Negative	Positive	Percent positive	Total
PruittHealth Santa Rosa		195	89	31%	284
EPN URGENT CARE		44	239	84%	283
GOOD SAMARITAN SOCIETY-DAYTONA		278	5	2%	283
ROLLINS COLLEGE WELLNESS CENTER		130	153	54%	283
SPRINGTREE REHAB & HEALTH CARE CENTER		267	16	6%	283
AFC URGENT CARE		66	217	77%	283
HARDEE MANOR HEALTH CARE CENTER	1	278	3	1%	282
OCEAN VIEW NURSING AND REHAB CENTER		269	13	5%	282
ST JAMES HEALTH AND REHABILITATION CENTER		198	84	30%	282
MANOR CARE OF BOYNTON BEACH LLC		262	18	6%	280
ROSEWOOD HEALTH AND REHABILITATION CENTER		261	18	6%	279
KISSIMMEE FACILITY OPERATIONS LLC		260	19	7%	279
CRONOS CLINICAL LABORATORY	17	183	78	28%	278
SABAL DIRECT PRIMARY CARE, PA		226	52	19%	278
PRUITT HEALTH-SANTA ROSA		275	2	1%	277
BRIDGEWATER PARK HEALTH AND REHAB		257	20	7%	277
VILLAGE DOCTORS FAMILY MEDICAL CENTER OF		220	57	21%	277
ATLANTIC SHORES NURSING AND REHAB CENTER	1	269	7	3%	277
FAMILY CARE PARTNERS OF NORTHEAST FLORIDA LLC		207	70	25%	277
AVENTURA REHAB AND NURSING CENTER		271	5	2%	276
SERENADES IN THE VILLAGES		222	54	20%	276
ARGO SENIOR LIVING AT HAVERHILL		259	16	6%	275
AURORA DIAGNOSTICS BERNHARDT LABORATORIES PATHOLOGY SERVICE		190	84	31%	274
SIGNATURE HEALTHCARE OF NORTH FLORIDA		272	2	1%	274
Glades West Rehabilitation and Nursing Center		266	8	3%	274
ST JUDE CHILDREN'S RESEARCH HOSPITAL		258	15	5%	273
DIAGNOSTIC & CLINICAL CARE SERVICES INC DBA		218	55	20%	273
WESTCHESTER GARDENS LIMITED PARTNERSHIP		268	5	2%	273
PINES OF SARASOTA		270	3	1%	273
CONSULATE HEALTH CARE OF SAFETY HARBOR		266	6	2%	272
ST LUCIE EMPLOYEE HEALTH & WELLNESS CENTER		269	3	1%	272
VILLAGE DOCTORS OF KEYSTONE		199	73	27%	272
ORCHARD RIDGE CARE AND REHABILITATION CENTER		259	13	5%	272
LAKE EUSTIS HEALTH AND REHABILITATION CENTER		266	6	2%	272
HOMESTEAD MANOR	2	229	40	15%	271
FIRST CHOICE PEDIATRICS		197	74	27%	271
QUALITOX LABORATORIES		105	165	61%	270
FL HUD DESTIN, LLC D/B/A GRAND BOULEVARD HEALTH		237	33	12%	270
TAMARAC REHABILITATION & HEALTH CENTER		267	1	0%	268
Premier Place at The Glenview		260	8	3%	268
LUTHERAN HAVEN		260	8	3%	268
ADVENT HEALTH CENTRA CARE - ORMOND BEACH		113	153	58%	266
TIDEWELL HOSPICE INC		263	3	1%	266
SUN COUNTRY PEDIATRICS PLLC	6	234	26	10%	266
FLORIDA DEPARTMENT OF HEALTH IN LIBERTY COUNTY	2	179	85	32%	266
THE SPRINGS AT BOCA CIEGA BAY		255	9	3%	264
SAINTS 120 LLC	1	230	33	13%	264



# COVID-19: testing by laboratory

Data through Jan 26, 2021 verified as of Jan 27, 2021 at 09:25 AM

Data in this report are provisional and subject to change.

The numbers in the table below represent the number of Florida and non-Florida residents for whom test results were received by the Department of Health. A person can be tested by more than one laboratory and can have both positive and negative results. **Therefore, the sum of the numbers in each column will be larger than the total number of people tested.**

Reporting lab	Inconclusive	Negative	Positive	Percent positive	Total
REGENTS PARK OF BOCA RATON☐		262	2	1%	264
HEATHER HILL HEALTHCARE CENTER		221	42	16%	263
COLOR GENOMICS, INC.	2	254	6	2%	262
CLIFFORD CHESTER SIMS VA NURSING HOME		251	9	3%	260
LIFE CARE CENTER OF WINTER HAVEN		242	18	7%	260
WELLINGTON REGIONAL MEDICAL CENTER		221	38	15%	259
PALMS REHABILITATION AND HEALTHCARE CENTER		238	21	8%	259
CONSULATE HEALTHCARE OF KISSIMMEE		247	12	5%	259
BEAR CREEK NURSING CENTER		255	4	2%	259
Rehabilitation Center for Park Place LLC		251	8	3%	259
PIONEER CLINICAL LAB, LLC		168	91	35%	259
renaissance health and rehabilitation center		244	15	6%	259
SUNLAND MARIANNA COX MEDICAL CENTER		220	39	15%	259
PIONEER CLINICAL LAB LLC		195	64	25%	259
DAVID SCOTT MADWAR MD PA☐		232	26	10%	258
FLORIDA WOMAN CARE LABORATORY LLC		232	26	10%	258
AVANTE AT LEESBURG INC		258			258
BRISTOL AT TAMPA, THE	3	246	8	3%	257
SILVER CREEK SENIOR LIVING COMMUNITY		252	5	2%	257
PERSONALIZED GENETIC TESTING	1	162	92	36%	255
BROWARD PARTNERSHIP	3	249	3	1%	255
AVANTE AT MT DORA		251	3	1%	254
ROSEN MEDICAL CENTER		219	35	14%	254
RULEME CENTER	2	229	22	9%	253
ELMHURST HOSPITAL CENTER	1	236	15	6%	252
AMEERAH LABS, LLC	2	186	62	25%	250
CHILDRENS CLINIC WEST FLORIDA PEDIATRICS		225	25	10%	250
SAMANTHA WILSON CARE CENTER	3	238	9	4%	250
Solaris Healthcare Lake Bennet		218	32	13%	250
JACKSON PLAZA NURSING & REHAB CENTER	3	240	6	2%	249
HEALTH PARK CARE CENTER		246	3	1%	249
SHELL POINT VILLAGE MEDICAL CENTER		246	2	1%	248
PROTEUS MOLECULAR AND CLINICAL LAB	1	148	99	40%	248
TALLAHASSEE NHHI LLC	1	219	27	11%	247
MARTIN MEMORIAL MEDICAL CENTER LAB		128	118	48%	246
KENNEDY PAIN CLINIC GROUP LLC		219	27	11%	246
LAKE PARK OF MADISON		239	7	3%	246
CARRINGTON PLACE OF ST PETE LLC		242	4	2%	246
LAB DOCTOR		215	31	13%	246
BOND CLINIC PA PEDIATRICS DEPT		216	29	12%	245
PEDIATRIC HEALTH CARE ALLIANCE, PA		223	22	9%	245
The Care Center at Pinellas Park	1	236	8	3%	245
FG RAPID RESULTS	2	115	128	52%	245
SOLARIS HEALTHCARE IMPERIAL		239	6	2%	245
QUICK CARE MED		193	52	21%	245
ASSOCIATESMD MEDICAL GROUP INC		199	46	19%	245
TUSKAWILLA NURSING AND REHAB CENTER	2	236	7	3%	245

# COVID-19: testing by laboratory

Data through Jan 26, 2021 verified as of Jan 27, 2021 at 09:25 AM

Data in this report are provisional and subject to change.

The numbers in the table below represent the number of Florida and non-Florida residents for whom test results were received by the Department of Health. A person can be tested by more than one laboratory and can have both positive and negative results. **Therefore, the sum of the numbers in each column will be larger than the total number of people tested.**

Reporting lab	Inconclusive	Negative	Positive	Percent positive	Total
BROWARD NURSING & REHABILITATION CTR	8	230	6	2%	244
FLORIDA HEART & VASCULAR MULTISPECIALTY GROUP PA		167	77	32%	244
Fernandina Beach Rehabilitation and Nursing Center		242	2	1%	244
MALABAR/ADVENT CENTRA CARE		48	196	80%	244
REHABILITATION CENTER OF LAKE CITY, THE		215	28	12%	243
ROSEWOOD HEALTHCARE & REHABILITATION CENTER		239	4	2%	243
HARBOURWOOD	1	238	4	2%	243
Heritage Healthcare at Tallahassee		239	4	2%	243
RIVERS FAMILY MEDICINE PA		176	66	27%	242
LONGWOOD FAMILY PRACTICE		190	52	21%	242
ARCHER HEALTH VENTURES, LLC		217	25	10%	242
GOOD SAMARITAN CARES		236	5	2%	241
SERANADES BY SONATA WEST ORANGE		214	26	11%	240
Solaris Healthcare Coconut Creek		236	4	2%	240
NATIONS BEST FAMILY HEALTH CARE		87	152	64%	239
ORLANDO VA MEDICAL CENTER			239	100%	239
BAYA POINTE NURSING AND REHABILITATION		156	83	35%	239
PALM GARDEN OF AVENTURA		236	1	0%	237
BRENTWOOD RETIREMENT COMMUNITY	5	204	28	12%	237
BUREAU OF CLINICAL LABORATORIES		198	38	16%	236
Vi at Lakeside Village Skilled Nursing		230	5	2%	235
REGENTS PARK AT AVENTURA		221	14	6%	235
OAK HAMMOCK AT THE UNIVERSITY OF FLORIDA		229	6	3%	235
BAY TREE CARE AND REHABILITATION CENTER		197	38	16%	235
ADDINGTON PLACE AT WELLINGTON GREEN		231	3	1%	234
MEMPHIS PATHOLOGY LABORATORY	4	212	17	7%	233
SILVERCREST HEALTH AND REHABILITATION CENTER	3	224	6	3%	233
HCSO OCCUPATIONAL HEALTH AND WELLNESS CENTER		177	56	24%	233
MANOR CARE OF NAPLES FL LLC		230	3	1%	233
ANCIENT CITY PEDIATRICS		218	14	6%	232
Bay Breeze Senior Living and Rehabilitation Center		181	51	22%	232
CHIPOLA HEALTH AND REHAB		214	17	7%	231
ManorCare Health Services-Palm Harbor	1	229			230
BROOKDALE PADDOCK HILLS		228	1	0%	229
CHAUTAUQUA REHABILITATION AND NURSING CENTER		220	9	4%	229
CLINICAL PATHOLOGY LABS INC		218	10	4%	228
FAMILY CARE PARTNERS OF NE FLORIDA LLC		165	63	28%	228
TIERRA PINES CENTER		216	11	5%	227
TGH		1	226	100%	227
LYNN HAVEN SPORTS COMPLEX-WALKON CLINIC		21	206	91%	227
TERRACES OF LAKE WORTH CARE CENTER		217	10	4%	227
ACCURATE DIAGNOSTIC LABS, INC		212	14	6%	226
MANDARIN PEDIATRICS		209	17	8%	226
AMERICAN HOUSE SENIOR LIVING		182	43	19%	225
PARKS HEALTHCARE & REHABILITATION CTR	4	211	10	4%	225
DIGNITY HEALING, LLC		213	11	5%	224
Sunset Point Center		220	4	2%	224

# COVID-19: testing by laboratory

Data through Jan 26, 2021 verified as of Jan 27, 2021 at 09:25 AM

Data in this report are provisional and subject to change.

The numbers in the table below represent the number of Florida and non-Florida residents for whom test results were received by the Department of Health. A person can be tested by more than one laboratory and can have both positive and negative results. **Therefore, the sum of the numbers in each column will be larger than the total number of people tested.**

Reporting lab	Inconclusive	Negative	Positive	Percent positive	Total
EDGEWATER AT WATERMAN VILLAGE,THE		209	14	6%	223
SOUTHWEST ORLANDO FAMILY MEDICINE, PL		179	44	20%	223
LEHIGH VALLEY GENOMICS			223	100%	223
AVECINA MOBILE		118	104	47%	222
NORTH VISTA HOSPITAL LABORATORY		178	44	20%	222
USA HEALTH UNIVERSITY HOSPITAL CLINICAL LABORATORY	1	216	5	2%	222
CLINICAL ENTERPRISE, INC		204	17	8%	221
CROSS POINTE CARE CENTER	2	219			221
HOLIDAY CVS LLC DBA CVS/PHARMACY #0440		215	6	3%	221
NAPLES CHILDREN'S URGENT CARE		180	40	18%	220
W FRANK WELLS NURSING HOME		193	27	12%	220
ABBOTT LABORATORIES		142	78	35%	220
MOLECULAR TESTING LABS		179	41	19%	220
BAPTIST PRIMARY CARE, INC		203	17	8%	220
URGENT CARE EXPRESS LLC		1	219	100%	220
Boynton Beach Rehabilitation Center	2	213	4	2%	219
WESTWOOD HEALTHCARE SNF		183	36	16%	219
Parkview Rehabilitation Center at Winter Park		214	5	2%	219
WOOD LAKE HEALTH AND REHABILITATION CENTER		219			219
RAINBOW PEDIATRIC CENTER PA		203	15	7%	218
Lakewood Nursing Center		189	29	13%	218
ST CATHERINE'S WEST REHABILITATION HOSPITAL		206	12	6%	218
COMMUNITY HEALTH AND REHABILITATION CENTER		170	48	22%	218
VETERANS AFFAIRS MEDICAL CENTER - MIAMI			217	100%	217
MIAMI JEWISH HEALTH SYSTEMS, INC	1	208	8	4%	217
THE MANOR AT CARPENTERS		185	32	15%	217
FLORIDA CLINICAL LABORATORY-BIOREFERENCE LABORATORIES		70	147	68%	217
SUNSHINE URGENT CARE LLC		136	81	37%	217
LAKE PORT SQUARE		200	17	8%	217
INTERNAL MEDICINE & PEDIATRICS OF TAMPA BAY PA		174	43	20%	217
ST. CLOUD REGIONAL MEDICAL CENTER		199	17	8%	216
ADVENTHEALTH EXPRESS CARE AT WALGREENS 49TH STREET		175	41	19%	216
OCALA FAMILY MEDICAL CENTER INC	1	175	40	19%	216
Consulate Health Care of North Fort Myers		203	12	6%	215
BLOCK, NATION, CHASE, AND SMOLEN FAMILY MEDICINE		157	57	27%	214
GATEWAY/ADVENT CENTRA CARE	1	24	189	88%	214
HAVEN OF OUR LADY OF PEACE INC		206	8	4%	214
FELLOWSHIP HOME AT THE FAIRWAY LLC		208	6	3%	214
UNIVERSITY OF TAMPA STUDENT HEALTH AND SHC CLINICAL LABORATORY		70	143	67%	213
CONSULATE HEALTH CARE OF WINTER HAVEN		209	3	1%	212
Chatsworth at PGA National, LLC		203	9	4%	212
PCB CLINIC		167	45	21%	212
ENCOMPASS HEALTH REHABILITATION HOSPITAL	5	201	6	3%	212
POCONO MEDICAL CENTER		212			212
Lake Port Square Health Center		196	15	7%	211
SUNRISE DIAGNOSTIC LABORATORY		158	53	25%	211
SIGNATURE HEALTHCARE AT THE COURTYARD		162	47	22%	209

# COVID-19: testing by laboratory

Data through Jan 26, 2021 verified as of Jan 27, 2021 at 09:25 AM

Data in this report are provisional and subject to change.

The numbers in the table below represent the number of Florida and non-Florida residents for whom test results were received by the Department of Health. A person can be tested by more than one laboratory and can have both positive and negative results. **Therefore, the sum of the numbers in each column will be larger than the total number of people tested.**

Reporting lab	Inconclusive	Negative	Positive	Percent positive	Total
Taylor Care Center		204	5	2%	209
PEDIATRICS IN BREVARD PA		188	21	10%	209
The Palace Nursing and Rehabilitation Center		209			209
ORANGE COUNTY HEALTH DEPT		197	11	5%	208
HOMESTEAD VILLAGE		203	4	2%	207
DOCTORS MEMORIAL FAMILY MEDICINE	2	142	63	30%	207
Cross Gardens Care Center		206	1	0%	207
RIVERWOOD HEALTH NH LLC		168	39	19%	207
BROOKDALE FORT MYERS CYPRESS LAKE		206	1	0%	207
ADVANCED AMBULATORY SURGERY CENTER		195	11	5%	206
PRO HEALTH		74	132	64%	206
ASCENSION MEDICAL GROUP		3	202	99%	205
FLOMEDILAB		19	186	91%	205
FORT MYERS REHABILITATION AND NURSING CENTER		179	25	12%	204
EXCEL PEDIATRICS		165	39	19%	204
Avante at Orlando		201	3	1%	204
ESTERO ISLAND MEDICAL CENTER		167	37	18%	204
Avante at Inverness		204			204
FULGENT GENETICS	2	163	39	19%	204
AVON PARK PEDIATRICS INC	3	182	19	9%	204
HEALTH FIRST - HOLMES REGIONAL MEDICAL CENTER		32	170	84%	202
POLK COUNTY HEALTH DEPARTMENT		178	24	12%	202
PEDIATRICS BY THE SEA		197	5	2%	202
PATHGROUP LABS LLC		97	105	52%	202
VAMC WEST PALM LAB		5	196	98%	201
Governors Creek Health and Rehabilitation	1	198	2	1%	201
Solaris Senior Living North Naples ALF		191	9	5%	200
ADVENTHEALTH MEDICAL GROUP PROMPT CAR	1	134	65	33%	200
PAVILION FOR HEALTHCARE, THE		199	1	1%	200
Orchid Cove at Sarasota		199	1	1%	200
AMERICAN FINNISH NURSING HOME	1	194	5	3%	200
ADVENT HEALTH - ORLANDO		145	54	27%	199
SOLARIS SENIOR LIVING VERO BEACH		192	7	4%	199
TRENTON MEDICAL CENTER INC DBA PALMS MEDICAL GROUP	4	140	55	28%	199
DEPARTMENT OF HEALTH & HUMAN SERVICES		198			198
ADVENT HEALTH - CARROLLWOOD	4	169	25	13%	198
Life Care Center of Punta Gorda	1	186	11	6%	198
BAPTIST PRIMARY CARE INC	1	175	22	11%	198
AMBULATORY SURGERY CENTER OF BOCA RATON LTD		196	1	1%	197
KINDRED HOSPITAL	7	186	4	2%	197
WIREGRASS DIRECT PRIMARY CARE PLLC		167	30	15%	197
GLENRIDGE ON PALMER RANCH,THE		190	7	4%	197
CORAL REEF NURSING & REHABILITATION CENTER		194	2	1%	196
ATLANTIC URGENT CARE		133	62	32%	195
CENTERSTONE OF FLORIDA		181	14	7%	195
MACTOWN, INC		194	1	1%	195
PORT SAINT LUCIE HOSPITAL		186	9	5%	195



# COVID-19: testing by laboratory

Data through Jan 26, 2021 verified as of Jan 27, 2021 at 09:25 AM

Data in this report are provisional and subject to change.

The numbers in the table below represent the number of Florida and non-Florida residents for whom test results were received by the Department of Health. A person can be tested by more than one laboratory and can have both positive and negative results. **Therefore, the sum of the numbers in each column will be larger than the total number of people tested.**

Reporting lab	Inconclusive	Negative	Positive	Percent positive	Total
ELMCROFT PINECREST	1	181	13	7%	195
AMERICAN MEDICAL RESPONSE		190	4	2%	194
San Jose Health & Rehabilitation		191	3	2%	194
LASER & SURGERY CENTER OF THE PALM BEACHES☐		193	1	1%	194
Crossbreeze care center		192	1	1%	193
SUPERIOR RESIDENCES OF PANAMA CITY BEACH		187	6	3%	193
Bayside Health and Rehabilitation		164	29	15%	193
Nspire Health Care Kendall		182	10	5%	192
WASHINGTON REHAB AND NURSING		183	9	5%	192
FHMG FLORIDA HOSPITAL MEDICAL GROUP		164	28	15%	192
HEALTH CARE DISTRICT OF PALM BEACH COUNTY	1	91	99	52%	191
HEALTH LINK DIAGNOSTIC LABORATORIES		182	9	5%	191
PEDIATRIC ASSOCIATES OF OCALA PA		170	21	11%	191
FORT PIERCE HEALTH CARE		186	5	3%	191
ADVENTHEALTH EXPRESS CARE AT		142	49	26%	191
FIRST CHOICE PRIMARY CARE		151	40	21%	191
FRICKS PHARMACY		142	48	25%	190
HOLLEY NAVARRE MEDICAL CLINIC		135	55	29%	190
NSPIRE HEALTHCARE LAUDERHILL		183	6	3%	189
FLORIDA KEYS PEDIATRICS & ADOLESCENT CENTER		180	9	5%	189
CYPRESS POINT LIVING, LLC		175	14	7%	189
STEWART SEBASTIAN RIVER MEDICAL CENTER		156	33	17%	189
BAYVIEW CENTER		186	3	2%	189
NEO GENOMICS - FORT MYERS	1	181	6	3%	188
WOMEN'S CARE FLORIDA LABORATORY		183	5	3%	188
JACKSONVILLE KIDS PEDIATRICS, PLLC		164	24	13%	188
ABBIEJEAN RUSSELL CARE CENTER☐		187			187
HOLISTIX TREATMENT CENTERS		181	6	3%	187
NORTH FLORIDA PEDIATRICS - MARIANNA		151	36	19%	187
JAMES A HALEY VETERANS HOSPITAL			187	100%	187
Consulate Healthcare of West Palm Beach		173	14	7%	187
CYPRESS COVE		182	5	3%	187
Life Care Center at Inverrary		185	2	1%	187
PLANTATION NURSING & REHAB CENTER		186			186
OKEECHOBEE COUNTY HEALTH DEPT	1	119	66	35%	186
CONSULATE HEALTH CARE OF MELBOURNE		183	3	2%	186
ARCPOINT LABS OF ST PETERSBURG		118	67	36%	185
Whispering Oaks	9	153	23	12%	185
BOCA RATON REHABILITATION CENTER	4	178	3	2%	185
LIFE CARE CENTER OF PORT ST. LUCIE		178	7	4%	185
ADVENT HEALTH CENTRA CARE - DAYTONA BEACH		93	92	50%	185
OCEAN REEF MEDICAL CENTER		150	35	19%	185
ADVENT		172	13	7%	185
DISCOVERY VILLAGE AT MELBOURNE		164	20	11%	184
ST. JAMES BAY HEALTH AND REHABILITATION CENTER		183	1	1%	184
LAKE VIEW CARE CENTER AT DELRAY		177	6	3%	183
ADVENT HEALTH CENTRA CARE - WESLEY CHAPEL		13	170	93%	183

# COVID-19: testing by laboratory

Data through Jan 26, 2021 verified as of Jan 27, 2021 at 09:25 AM

Data in this report are provisional and subject to change.

The numbers in the table below represent the number of Florida and non-Florida residents for whom test results were received by the Department of Health. A person can be tested by more than one laboratory and can have both positive and negative results. **Therefore, the sum of the numbers in each column will be larger than the total number of people tested.**

Reporting lab	Inconclusive	Negative	Positive	Percent positive	Total
TRINITY REGIONAL REHAB CENTER		168	15	8%	183
UCC - WELLINGTON		1	181	99%	182
WATERMARK LAKE POINTE WOODS LLC		164	18	10%	182
LAKESIDE NEUROLOGIC		173	9	5%	182
INN AT ASTON GARDENS, THE		176	5	3%	181
FINLAY CLINICAL LABORATORY INC		36	145	80%	181
CONEY ISLAND HOSPITAL		174	7	4%	181
NADAL PEDIATRICS - VICTORIA STREET (3385)		153	28	15%	181
FLORIDA HEALTH CARE PLANS			180	100%	180
ARBOR FACILITY INC		180			180
NIGHT LITE PEDIATRICS WINTER GARDEN		144	35	20%	179
ADVENT HEALTH CENTRA CARE - CARROLLWOOD		5	172	97%	177
WHITE WILSON MEDICAL IMMEDIATE CARE NICEVILLE		1	176	99%	177
ANTHEM LAKES LLC		151	26	15%	177
ONESTOP MEDICAL AND URGENT CARE LLC		141	36	20%	177
Emory L Bennett State Veterans Nursing Home		173	3	2%	176
BAPTIST HEALTH PRIMARY CARE	1	134	41	23%	176
Heritage Park Rehabilitation & Healthcare		159	17	10%	176
OAKBROOK HEALTH AND REHABILITATION CENTER	1	160	14	8%	175
Coastal Health and Rehabilitation Center		167	8	5%	175
PALM BEACH PEDIATRICS PA	2	159	14	8%	175
CHIPOLA MEDICAL ASSOCIATES, LLC		116	58	33%	174
Consulate Health Care of St. Petersburg		174			174
Heartland Healthcare of Ft. Myers	1	173			174
MEDICAL CONSULTANTS OF FLORIDA LLC	1	142	31	18%	174
ADVENTHEALTH CENTRA CARE TRINITY		156	18	10%	174
ST MARK VILLAGE		170	4	2%	174
BOND CLINIC, PA		122	52	30%	174
The Inn at Sarasota Bay Club		172	2	1%	174
TARPON POINT NURSING AND REHABILITATION CENTER		171	3	2%	174
NORTH FLORIDA PEDIATRICS PA - DUVAL		150	23	13%	173
STATMED QUICK QUALITY CLINIC AT NORTH PINELLAS		65	108	62%	173
PADDOCK RIDGE		170	3	2%	173
FLORIDA HEALTH CARE PLAN INC		2	171	99%	173
EVENT MED SERVICES LABORATORY		169	3	2%	172
ASTON GARDENS AT PELICAN MARSH		169	3	2%	172
TAVARES PEDIATRICS		144	28	16%	172
BORLAND GROOVER CLINIC	1	140	31	18%	172
AZALEA TRACE		159	12	7%	171
ORLANDO HEALTH EMERGENCY DEPARTMENT		159	11	6%	170
Life Care Center of Sarasota		159	11	6%	170
HUNT CLUB PEDIATRIC ASSOCIATES, P.A.		142	28	16%	170
COLONY CLUB ALF,THE		157	13	8%	170
24/7 PEDIATRIC CARE CENTERS INC		153	16	9%	169
LAUREL POINT CARE ACQUISITION LLC DBA SANDGATE GARDENS REHAB AND NURSI		146	23	14%	169
GOOD SAMARITAN SOCIETY OF DELAND		159	10	6%	169
CANTERFIELD OF CLAY COUNTY		132	37	22%	169



# COVID-19: testing by laboratory

Data through Jan 26, 2021 verified as of Jan 27, 2021 at 09:25 AM

Data in this report are provisional and subject to change.

The numbers in the table below represent the number of Florida and non-Florida residents for whom test results were received by the Department of Health. A person can be tested by more than one laboratory and can have both positive and negative results. **Therefore, the sum of the numbers in each column will be larger than the total number of people tested.**

Reporting lab	Inconclusive	Negative	Positive	Percent positive	Total
ADVENT HEALTH CARE CENTER		160	9	5%	169
ALL SEASONS NAPLES LLC		164	4	2%	168
PANAMA CITY DEVELOPMENTAL CENTER		168			168
ABSOLUTE GENOMICS	1	103	64	38%	168
ALLSOUTH URGENT CARE		6	162	96%	168
Concordia Village of Tampa AL		164	4	2%	168
URGENT CARE OF THE PALM BEACHES, NORTH PALM BEACH			167	100%	167
DE LUNA HEALTH AND REHABILITATION CENTER		148	19	11%	167
EDGEWOOD NURSING CENTER		159	7	4%	166
ADVENT HEALTH CENTRA CARE - TEMPLE TERRACE	1	103	62	37%	166
HOSPITAL FOR SPECIAL SURGERY		164	2	1%	166
The Waterford		166			166
CANTERFIELD OF OCALA, LLC		156	9	5%	165
THE RESIDENCE AT TIMBER PINES	4	139	21	13%	164
WALGREENS 10670		147	17	10%	164
SARNO EXTENDED HOURS		104	60	37%	164
LAB CORP	1	93	69	42%	163
CORAL GABLES NURSING & REHABILITATION CENTER		155	8	5%	163
DOCTORS MEMORIAL HOSPITAL		44	119	73%	163
BRADENTON HEALTH CARE		163			163
TRI COUNTY NURSING HOME		162	1	1%	163
KR at Hillsborough Lakes/Lutz Healthcare		157	5	3%	162
Cross Terrace REhabilitation		161	1	1%	162
PRIMECARE OF DOTHAN		111	50	31%	161
SOMERBY LAKE NONA		154	7	4%	161
KEYSTONE REHAB		160			160
VETERANS AFFAIRS ORLANDO VA MEDICAL CENTER			160	100%	160
GREENBRIAR REHABILITATION AND NURSING CENTER	1	159			160
Surrey Place Healthcare and Rehabilitation		159	1	1%	160
ROSECASTLE OF CITRUS		132	27	17%	159
VITAS HEALTHCARE CORPORATION		156	3	2%	159
WUESTHOFF REF LABORATORY			158	100%	158
DISCOVERY VILLAGE AT NAPLES		142	16	10%	158
MATHISON RETIREMENT COMMUNITY, INC	1	148	8	5%	157
TUSCAN GARDENS OF VENETIA MANAGEMENT COMPANY		150	7	4%	157
PATRIOT MEDICAL LABORATORIES		151	6	4%	157
ARCADIA HEALTH AND REHABILITATION CENTER		100	57	36%	157
OSPREY VILLAGE AT AMELIA ISLAND LTD		150	7	4%	157
VIERA MANOR ASSISTED LIVING RESIDENCE		150	7	4%	157
Englewood Healthcare and Rehab		141	15	10%	156
TIMBERRIDGE NURSING HOME & REHAB		123	33	21%	156
BEACON AT GULF BREEZE, THE	2	147	7	4%	156
COCOA BEACH/ADVENT CENTRA		41	114	74%	155
MAGNOLIA FAMILY URGENT CARE		132	23	15%	155
EDWARD J HEALEY REHAB & NURSING CENTER		155			155
PALM HARBOR FAMILY PRACTICE & WALK-IN		111	44	28%	155
AMELIA MEDICAL CARE		15	140	90%	155

# COVID-19: testing by laboratory

Data through Jan 26, 2021 verified as of Jan 27, 2021 at 09:25 AM

Data in this report are provisional and subject to change.

The numbers in the table below represent the number of Florida and non-Florida residents for whom test results were received by the Department of Health. A person can be tested by more than one laboratory and can have both positive and negative results. **Therefore, the sum of the numbers in each column will be larger than the total number of people tested.**

Reporting lab	Inconclusive	Negative	Positive	Percent positive	Total
PRUITT HEALTH		153	2	1%	155
FAMILY EXPRESS URGENT CARE			154	100%	154
CITRUS HEALTH AND REHAB		128	26	17%	154
PALMETTTO FACILITY INC	1	153			154
YOUR FAMILY WALK-IN CLINIC		5	148	97%	153
AMA MEDICAL GROUP LLC		127	26	17%	153
ARDEN COURTS OF LARGO FL, LLC		140	13	8%	153
ADVENT HEALTH - LAKE NONA		131	22	14%	153
EXOSOME DIAGNOSTICS	1	136	16	10%	153
SANDY PINES	2	132	18	12%	152
NO FLORIDA PEDIATRICS, PA		129	23	15%	152
CAYUGA MEDICAL CENTER AT ITHACA		148	4	3%	152
FAWCETT MEMORIAL HOSPITAL-LAB		39	113	74%	152
MIRACLE HILL NURSING & REHABILITATION CENTER INC		146	5	3%	151
DIAMOND RIDGE		147	4	3%	151
CSL PLASMA		28	123	81%	151
LCS SANDHILL COVE LLC DBA	4	140	7	5%	151
BENDERSON FAMILY SKILLED NURSING AND □		135	16	11%	151
TUSCAN GARDENS OF PALM COAST		147	3	2%	150
MEDIPATH LLC		2	148	99%	150
WOODBRIIDGE FACILITY INC		146	4	3%	150
GENE BY GENE		61	88	59%	149
WALGREENS 3173		137	12	8%	149
LEESBURG PEDIATRICS		139	10	7%	149
ZON BEACHSIDE LLC □		122	27	18%	149
PRECISION HEALTH RESOURCES, LLC	1	133	15	10%	149
Chatham Glen Healthcare and Rehabilitation Center		143	5	3%	148
BAY VUE NURSING AND REHABILITATION CENTER		138	10	7%	148
FIRST CHOICE PEDIATRICS SEMORAN		80	68	46%	148
ROSECASTLE OF ZEPHRHILLS		145	2	1%	147
ADVENTHEALTH EXPRESS CARE AT WALGREENS		122	25	17%	147
SARAPATH DIAGNOSTICS		52	95	65%	147
GUEST HOUSE OCALA, THE		143	3	2%	146
SUWANNEE VALLEY NURSING CENTER		135	11	8%	146
GOLD CHOICE SENIOR COMMUNITIES		106	40	27%	146
BARKLEY PLACE	1	141	4	3%	146
PONTE VEDRA GARDENS		144	1	1%	145
US MEDICAL CARE, INC		129	16	11%	145
REFUAH HEALTH CENTER LABORATORY		138	7	5%	145
REGENCY CARE OF BLOUNTSTOWN LLC		135	10	7%	145
PRECISION GENETICS, INC		142	3	2%	145
JACKSONVILLE NURSING AND REHAB CENTER		138	6	4%	144
BARTON HEALTH ALLIANCE		110	34	24%	144
NCRNC INC		140	4	3%	144
Quail Run Health Care Center		143			143
JEFFERY WEINZWEIG		2	141	99%	143
SEAGRASS VILLAGE FLEMING ISLAND		110	33	23%	143

# COVID-19: testing by laboratory

Data through Jan 26, 2021 verified as of Jan 27, 2021 at 09:25 AM

Data in this report are provisional and subject to change.

The numbers in the table below represent the number of Florida and non-Florida residents for whom test results were received by the Department of Health. A person can be tested by more than one laboratory and can have both positive and negative results. **Therefore, the sum of the numbers in each column will be larger than the total number of people tested.**

Reporting lab	Inconclusive	Negative	Positive	Percent positive	Total
PALM BEACH COUNTY HEALTH DEPT LAB	4	132	6	4%	142
LAKEVIEW INTERNAL MEDICINE		92	50	35%	142
ADVENTHEALTH CENTRA CARE PONCIANA	1	81	60	42%	142
LA MER NH LLC		138	4	3%	142
Sunnyside Nursing Home		139	3	2%	142
MEADOWCREST FAMILY PHYSICIANS		92	50	35%	142
GLADES HEALTH CARE CENTER		138	3	2%	141
UNITED CLINICAL LABORATORIES		132	9	6%	141
MOBILE INFIRMARY MED CENTER PATH LAB		126	15	11%	141
VENICE REGIONAL BAYFRONT HEALTH (PULMONARY)		126	15	11%	141
UNIVERSITY OF MIAMI		21	120	85%	141
PORT ST LUCIE REHABILITATION AND HEALTHCARE		98	43	30%	141
NEW YORK CITY DEPARTMENT OF HEALTH & MENTAL		114	26	19%	140
BRIGHTON EGGERT PHARMACY INC		135	5	4%	140
Gulf Coast Healthcare (Longwood Health and Rehab		118	21	15%	139
ST ANTHONYS REHABILITATION HOSPITAL	6	130	2	1%	138
WRIGHTS HEALTH CARE AND REHABILITATION CENTER		108	30	22%	138
MORSELIFE MEMORY CARE RESIDENCE		132	6	4%	138
ARTHREX MEDICAL CENTER		48	90	65%	138
GRACE PEDIATRICS		114	24	17%	138
AMERICAN PATHOLOGY PARTNERS		136	2	1%	138
SOUTH BALDWIN REGIONAL MEDICAL CENTER		129	8	6%	137
PPC-LAB EDI ORCHARD BI		129	8	6%	137
ADVENT HEALTH CENTRA CARE - CITRUS PARK		9	128	93%	137
MANOR AT BLUEWATER BAY		131	6	4%	137
MILLENNIUM LAB SERVICES			137	100%	137
ADVENT HEALTH CENTRA CARE - ORANGE CITY	1	53	82	60%	136
The Crossroads		135	1	1%	136
DOCTORS MEMORIAL FAMILY PRACTICE	2	101	33	24%	136
IRL MARKET LAB ALACHUA		104	31	23%	135
ADVENT HEALTH CENTRA CARE - DELAND		28	107	79%	135
LABORATORY OF FLORIDA		83	52	39%	135
LUIS A GHIGLINO MD PA		131	4	3%	135
ADVANCED MEDICAL CENTER		86	48	36%	134
FHMG-FLORIDA HOSPITAL MEDICAL GROUP		112	22	16%	134
SUNNY HILLS ALF OF SEBRING INC		123	11	8%	134
DAYSPRING VILLAGE		112	22	16%	134
NORTH FLORIDA INTERNAL MEDICINE PA		104	29	22%	133
FORT WALTON REHABILITATION CENTER		96	37	28%	133
LAKEVIEW TERRACE RETIREMENT COMMUNITY		117	15	11%	132
OAKS OF KISSIMMEE HEALTH AND REHABILITATION CENTER		129	3	2%	132
NATURE COAST MEDICAL GROUP		53	79	60%	132
GRAVITY DIAGNOSTICS, LLC		36	96	73%	132
PROVIDENCE HOSPITAL LABORATORY		124	8	6%	132
MID FLORIDA PATHOLOGY LLC MOBILE UNIT #4		87	45	34%	132
THE REHABILITATION CENTER OF LAKE CITY		127	5	4%	132
INTEGRATED REGIONAL LABORATORIES		119	12	9%	131

# COVID-19: testing by laboratory

Data through Jan 26, 2021 verified as of Jan 27, 2021 at 09:25 AM

Data in this report are provisional and subject to change.

The numbers in the table below represent the number of Florida and non-Florida residents for whom test results were received by the Department of Health. A person can be tested by more than one laboratory and can have both positive and negative results. **Therefore, the sum of the numbers in each column will be larger than the total number of people tested.**

Reporting lab	Inconclusive	Negative	Positive	Percent positive	Total
THE WELLNESS CENTER AT LAKEWOOD RANCH		43	88	67%	131
LONGWOOD HEALTH AND REHABILITATION CENTER		125	6	5%	131
GRAVITY DIAGNOSTICS		45	86	66%	131
GEORGIA DEPARTMENT OF PUBLIC HEALTH	1	5	125	95%	131
ADVANCED MEDICAL GROUP		1	130	99%	131
DAIRY ROAD URGENT CARE		70	60	46%	130
WEDGEWOOD HEALTHCARE CENTER		90	40	31%	130
BAY EDUCATORS WELLNESS CENTER		76	53	41%	129
LabCorp L#09258090 M#09258105		73	56	43%	129
BMHSI-AEL MICROBIOLOGY LABORATORY	2	102	25	19%	129
CENTRACARE		17	112	87%	129
DOCTOR'S IN HOUSE LABORATORY		18	111	86%	129
PEDIATRICS OF GREATER ORLANDO		113	15	12%	128
FAMILY EXTENDED CARE OF CENTRAL TAMPA		113	15	12%	128
WIMAUMA COMMUNITY HEALTH CENTER		99	29	23%	128
SPRINGS AT LAKE POINTE WOODS		126	2	2%	128
TRI-COUNTY NURSING HOME		117	11	9%	128
GESSLER CLINIC PA		98	29	23%	127
CHILDREN MED CARE INC		109	18	14%	127
PINNACLES PEDS CARE PA		127			127
HILLSBOROUGH COUNTY DEVELOPMENTAL CTR	1	117	8	6%	126
ST PETERSBURG PEDIATRICS-SEMINOLE BLVD		100	26	21%	126
AFTER HOURS PEDIATRICS INC	1	1	124	98%	126
REGENCY PARK		108	18	14%	126
CHARTER SENIOR LIVING OF PANAMA CITY BEACH		105	20	16%	125
CORE BIO LABS		76	49	39%	125
PALMS MEDICAL GROUP HIGH SPRINGS		103	22	18%	125
FOUNTAIN INN NURSING & REHABILITATION CTR, INC		119	6	5%	125
SOUTH CAMPUS FACILITY INC		119	5	4%	124
LIFE CARE CENTER OF ALTAMONTE SPRINGS		102	22	18%	124
THE CLUB AND REHABILITATION CENTER		123	1	1%	124
THE ARLINGTON OF NAPLES INC.		121	3	2%	124
MV MEDICAL PRACTICE DBA PRIMARY URGENT CARE		116	7	6%	123
COASTAL INTERNAL MEDICINE		93	30	24%	123
ISLAND HEALTH AND REHABILITATION CENTER		122	1	1%	123
MANOR CARE OF PALM HARBOR		122			122
CROSSWINDS HEALTH AND REHABILITATION CENTER		122			122
SHOAL CREEK REHABILITATION CENTER		80	42	34%	122
WESLEY HAVEN VILLA	1	113	8	7%	122
VI AT BENTLEY VILLAGE HOME CARE		122			122
ADVENT HEALTH CENTRA CARE - BRANDON		30	91	75%	121
PARKVIEW HEALTH		121			121
PHYSICIANS REGIONAL MEDICAL CENTER - PINE RIDGE		19	102	84%	121
ARBOR GLEN AT ARBOR TRACE	2	110	9	7%	121
COQUINA CENTER		118	3	2%	121
NOVARI CARE LLC		86	35	29%	121
BROOKDALE OF SPRING HILL	8	111	1	1%	120

# COVID-19: testing by laboratory

Data through Jan 26, 2021 verified as of Jan 27, 2021 at 09:25 AM

Data in this report are provisional and subject to change.

The numbers in the table below represent the number of Florida and non-Florida residents for whom test results were received by the Department of Health. A person can be tested by more than one laboratory and can have both positive and negative results. **Therefore, the sum of the numbers in each column will be larger than the total number of people tested.**

Reporting lab	Inconclusive	Negative	Positive	Percent positive	Total
ARDEN COURTS OF TAMPA		119	1	1%	120
STEWART MEDICAL GROUP		34	86	72%	120
PROVISTA DIAGNOSTICS, INC		117	3	3%	120
Lakeside Nursing and Rehabilitation Center	1	94	25	21%	120
MEYER PEDIATRICS		107	13	11%	120
PALMS FACILITY INC		104	15	13%	119
WORKPLACE SCREENING INTELLIGENCE			119	100%	119
URGENT CARE TCMA			119	100%	119
VILLAGE PLACE NH LLC		95	24	20%	119
NEMOURS CHILDREN'S URGENT CARE		80	39	33%	119
FOUNTAINS OF HOPE LLC, THE		118	1	1%	119
QUEENS HOSPITAL CENTER		112	7	6%	119
MATHISON RETIREMENT COMMUNITY		114	5	4%	119
BOSTON RED SOX CLUB LP		117	2	2%	119
COASTAL HEALTH AND REHAB		110	8	7%	118
Hampton Court Nursing and Rehabilitation Center		117	1	1%	118
RDX BIOSCIENCE		60	58	49%	118
WALGREENS 6221		107	11	9%	118
ANGELS DIAGNOSTIC GROUP		92	25	21%	117
NEIGHBORHOOD MEDICAL CENTER		112	5	4%	117
WHITE-WILSON MEDICAL CENTER - FORT WALTON BEACH		112	5	4%	117
SONATA DELRAY BEACH		109	8	7%	117
SONATA COCONUT CREEK	2	95	19	16%	116
ALL FLORIDA FAMILY AND SPORTS MEDICINE		102	14	12%	116
BELVEDERE COMMONS OF FORT WALTON BEACH		107	9	8%	116
FARAH MEDICAL		107	9	8%	116
VILLAGES REGIONAL HOSPITAL SURGERY CENTER LLC, THE		91	25	22%	116
LEE COUNTY SCHOOL DISTRICT	1	108	7	6%	116
MINUTECLINIC DIAGNOSTIC OF RHODE ISLAND, LLC #729		111	4	3%	115
ADVENTHEALTH HOSPICE CARE CENTRAL FLORIDA		115			115
SUNFLOWER SPRINGS ASSISTED LIVING		105	9	8%	114
MILLER BIOCONNECT		95	19	17%	114
RDV SPORTSPLEX PEDIATRICS		94	20	18%	114
EMERITUS AT NAPLES	2	112			114
DOLPHIN POINTE HEALTH CARE LLC		96	17	15%	113
SURREY PLACE CARE CENTER		107	6	5%	113
WINDERMERE MEDICAL CENTER		108	4	4%	112
WILLOW BROOKE COURT AT AZALEA TRACE		112			112
TUSCAN ISLE CHAMPIONSGATE OP CO LLC		110	2	2%	112
NORTH FL SOUTH GA HCS-MALCOM RANDALL VAMC			112	100%	112
QUICK CARE MED LLC	1	100	11	10%	112
ALLIED HEALTH FORT PIERCE		112			112
TREASURE COAST MEDICAL ASSOCIATES		4	108	96%	112
BROOKDALE COLONIAL PARK	2	109	1	1%	112
HIALEAH SHORES NURSING AND REHAB CENTER		103	8	7%	111
Signature healthcare of Jacksonville		106	5	5%	111
SEASIDE HEALTH AND REHABILITATION CENTER		54	57	51%	111



# COVID-19: testing by laboratory

Data through Jan 26, 2021 verified as of Jan 27, 2021 at 09:25 AM

Data in this report are provisional and subject to change.

The numbers in the table below represent the number of Florida and non-Florida residents for whom test results were received by the Department of Health. A person can be tested by more than one laboratory and can have both positive and negative results. **Therefore, the sum of the numbers in each column will be larger than the total number of people tested.**

Reporting lab	Inconclusive	Negative	Positive	Percent positive	Total
RITECARE MEDICAL CENTER		65	46	41%	111
SUNY UPSTATE MEDICAL UNIVERSITY		105	6	5%	111
CARENOW URGENT CARE - LAKE MARY			111	100%	111
FLAGLER COUNTY DETENTION CENTER		107	3	3%	110
ELAN BUENA VISTA		95	15	14%	110
LAKE HOUSE ASSISTED LIVING		93	17	15%	110
CLEARWATER STATMED QUICK QUALITY CLINICS		36	73	67%	109
TIFFANY HALL NURSING AND REHAB CENTER		100	9	8%	109
DIAGNOSTIC LABORATORY OF OKLAHOMA		87	22	20%	109
PLANT CITY PEDIATRICS		92	17	16%	109
HEARTLAND PEDIATRICS OF LAKE PLACID PA		94	15	14%	109
GULF COAST MEDICAL CENTER		106	3	3%	109
EVANS HEALTH CARE		106	2	2%	108
CRANE CENTER		80	28	26%	108
MG PORT CHARLOTTE II SUBTENANT LLC		97	11	10%	108
PHYSICIANS REGIONAL CLINIC		82	26	24%	108
GRAND OAKS HEALTH & REHABILITATION		106	1	1%	107
220 GOLDEN, LLC	1	91	15	14%	107
ALTAMONTE MD			107	100%	107
CLINICA HISPANA		1	106	99%	107
FLORIDA DEPARTMENT OF HEALTH IN LAKE COUNTY	1	68	37	35%	106
MONTEFIORE MEDICAL CENTER LABORATORIES - MOSES		97	9	8%	106
RESEARCH CENTERS OF AMERICA, LLC		86	20	19%	106
BAY VIEW HEALTHCARE		85	21	20%	106
PALM BEACH COUNTY FIREFIGHTERS HEALTH CLINIC, LLC		83	23	22%	106
HEART OF FLORIDA REGIONAL MED CTR		35	71	67%	106
IQBAL A FARUQUI MD		83	23	22%	106
MINUTECLINIC LLC #4987		92	14	13%	106
SUMMERFIELD EMERGENCY ROOM		84	22	21%	106
PHYSICIAN PARTNERS PERRY		49	56	53%	105
MEDICAL CONSULTANTS OF FLORIDA DBA	1	90	14	13%	105
ARDEN COURTS OF FORT MYERS		103	2	2%	105
FLORIDA HEALTH CARE PLANS INC		1	104	99%	105
HOBDAIRI FAMILY HEALTH LLC		72	32	31%	104
GRANDE, THE	2	98	4	4%	104
FAWCETT MEMORIAL HOSPITAL LABORATORY			104	100%	104
CHERRY OAK PALM BEACH COUNTY		98	6	6%	104
WILLOWBROOKE COURT AT ST ANDREWS ESTATES		99	5	5%	104
PROMPT CARE OF CENTRAL FLORIDA			104	100%	104
UNIVERSITY MEDICAL CENTER SUITES		91	13	13%	104
AMERICAN HOUSE-BONITA SPRINGS		103	1	1%	104
ISLAND URGENT CARE PLLC DBA AFC URGENT CARE		102	1	1%	103
HUNT CLUB PEDIATRIC ASSOCIATES PA		52	51	50%	103
SMILEY MEDICAL GROUP		75	28	27%	103
CITRUS MEMORIAL HOSPITAL			102	100%	102
NADAL PEDIATRICS		86	16	16%	102
MD 365 MEDICAL CARE		101	1	1%	102

# COVID-19: testing by laboratory

Data through Jan 26, 2021 verified as of Jan 27, 2021 at 09:25 AM

Data in this report are provisional and subject to change.

The numbers in the table below represent the number of Florida and non-Florida residents for whom test results were received by the Department of Health. A person can be tested by more than one laboratory and can have both positive and negative results. **Therefore, the sum of the numbers in each column will be larger than the total number of people tested.**

Reporting lab	Inconclusive	Negative	Positive	Percent positive	Total
CARENOW LAKE MARY			102	100%	102
WELL HEALTH WORKS	1	85	16	16%	102
HARBORCHASE OF VERO BEACH		90	12	12%	102
PANAMA PHARMACY	3	83	16	16%	102
PREDICTIVE LABORATORIES, INC	1	89	12	12%	102
ARDEN COURTS OF DELRAY BEACH FL LLC	3	98	1	1%	102
NO FLORIDA PEDIATRICS, PA - BRADFORD		86	16	16%	102
KINDRED HOSPITAL THE PALM BEACHES		97	5	5%	102
FLORIDA ATLANTIC UNIVERSITY STUDENT HEALTH		80	21	21%	101
EAST NEW YORK DIAGNOSTIC AND TREATMENT		96	5	5%	101
VILLAGE PEDIATRICS LLC		78	23	23%	101
FINNISH AMERICAN REST HOME-ALF		99	2	2%	101
HAWKINS FAMILY MEDICINE LLC		62	39	39%	101
CLARE BRIDGE OF SARASOTA		99	1	1%	100
DEPARTMENT OF HEALTH BUREAU OF FAMILY		99	1	1%	100
SUNCOAST URGENT CARE		70	30	30%	100
THE COURTYARD ASSISTED LIVING		96	4	4%	100
Consulate Health Care of Port Charlotte		98	2	2%	100
ST PETERSBURG PEDIATRICS-EAST BAY		78	22	22%	100
Courtyards of Orlando Care Center		94	6	6%	100
CENTRAL FLORIDA HEALTH CARE		47	52	53%	99
CABANA AT JENSEN DUNES, THE		98	1	1%	99
NAVY HOSPITAL			99	100%	99
NORTH FLORIDA EVALUATION AND TREATMENT CENTER	1	93	5	5%	99
MACCLENNY NURSING AND REHAB		84	15	15%	99
HOLISTIC PEDIATRICS GROUP LLC		83	15	15%	98
TRADITION MEDICAL CENTER LABORATORY		48	50	51%	98
SEMINOLE COUNTY HEALTH DEPARTMENT		79	19	19%	98
PLAZA OF HALLANDALE BEACH		98			98
FLORIDA COMMUNITY HEALTH CENTERS INC			98	100%	98
PINELLAS CARE CENTER		71	27	28%	98
URINEGOODHANDS LLC		96	2	2%	98
HOSPICE OF ST FRANCIS INC		94	3	3%	97
VIPEDIATRICS PLLC		90	7	7%	97
ADVENT HEALTH CENTRA CARE - APOPKA NORTH		71	26	27%	97
GLOBAL CENTRAL LABS AT PPD	2	87	8	8%	97
UNIVERSITY HEALTH SYSTEM INC		87	10	10%	97
DB MD		88	9	9%	97
CHARLES CROFT MD	1	95	1	1%	97
ARCPOINT LABS OF SARASOTA MANATEE		29	68	70%	97
HEALTH CENTERS AT BRENTWOOD		96	1	1%	97
VISTA MANOR		92	4	4%	96
KINDRED HOSPITAL-BAY AREA-ST PETERSBURG LAB	1	90	5	5%	96
PEDIATRIC ASSOCIATES ORLANDO		82	14	15%	96
WHITE PLAINS HOSPITAL CENTER LAB		92	4	4%	96
BAYSHORE MEMORY CARE		96			96
WESTCHESTER MEDICAL CENTER		93	3	3%	96

# COVID-19: testing by laboratory

Data through Jan 26, 2021 verified as of Jan 27, 2021 at 09:25 AM

Data in this report are provisional and subject to change.

The numbers in the table below represent the number of Florida and non-Florida residents for whom test results were received by the Department of Health. A person can be tested by more than one laboratory and can have both positive and negative results. **Therefore, the sum of the numbers in each column will be larger than the total number of people tested.**

Reporting lab	Inconclusive	Negative	Positive	Percent positive	Total
ARBOR TRAIL		77	18	19%	95
WESTWOOD NURSING & REHAB		64	31	33%	95
BROWARD HEALTH CORAL SPRINGS EPIDEMIOLOGY DEPT		1	94	99%	95
THE TERRACE OF KISSIMMEE		80	15	16%	95
MAINSTREAM DIAGNOSTIC LABORATORY LLC		82	13	14%	95
SIGNATURE HEALTHCARE OF PORT CHARLOTTE		88	7	7%	95
CROSS CITY REHABILITATION AND HEALTH CARE CENTER		72	23	24%	95
DEVANSH LAB WERKS INC		79	16	17%	95
JPR URGENT MEDICAL CARE		94			94
VITAS HEALTHCARE CORPORATION OF FLORIDA		92	2	2%	94
North Lake Care Center		93	1	1%	94
SOUTH BALDWIN MEDICAL CENTER GULF SHORES		74	20	21%	94
PENSACOLA PEDIATRICS, PA		80	14	15%	94
PEDIATRIC SPECIALISTS MEDICAL GROUP	1	84	9	10%	94
TGH URGENT CARE – SEMINOLE			94	100%	94
AYERS HEALTH & REHABILITATION CENTER		90	4	4%	94
PICH KTM CORP DBA MEDTOWN PHARMACY		79	15	16%	94
WELLNOW URGENT CARE PC		94			94
DIAGNOSTIC SOLUTIONS		3	91	97%	94
STERLING HOUSE OF DELAND		94			94
RESTORE HEALTH URGENT CARE		31	62	67%	93
FAMILY MEDICAL CARE OF PALM BEACH		41	52	56%	93
MARKET STREET VIERA		92	1	1%	93
MY CLINICAL LAB INC		17	75	82%	92
CLEVELAND CLINIC FOUNDATION		12	80	87%	92
VILLA MARIA WEST SKILLED NURSING FACILITY		86	6	7%	92
ST MARK ASSISTED LIVING CENTER	1	79	11	12%	91
CITRUS MEMORIAL HEALTH SYSTEM LAB		2	89	98%	91
HURLBURT FIELD CLINIC		39	52	57%	91
HERON CLUB AT PRESTANCIA		89	2	2%	91
WHITE WILSON MEDICAL CENTER IMMEDIATE CARE		9	82	90%	91
KEYS MEDICAL GROUP			90	100%	90
ADVENT HEALTH CENTRA CARE - WATERMAN		78	12	13%	90
Avante at Melbourne		90			90
VIERA HOSPITAL			90	100%	90
KORGENE LAB	1	23	66	73%	90
LATE HOURS URGENT CARE		51	38	43%	89
BROOKDALE ORANGE PARK		89			89
Summit Medical Group		80	9	10%	89
Mt Sinai Aventura			89	100%	89
Sandy Ridge Center for Rehabilitation and Healing		71	18	20%	89
PINELLAS COUNTY JAIL			89	100%	89
WEST COAST FAMILY MEDICAL CARE		66	23	26%	89
KALEIDA HEALTH CENTER FOR LABORATORY		83	6	7%	89
Cross Landings Health and Rehabilitation		88	1	1%	89
ORLANDO LUTHERAN TOWERS ASSISTED LIVING		89			89
VILLAS OF HOLLY BROOK - BRADENTON 14TH		88			88

# COVID-19: testing by laboratory

Data through Jan 26, 2021 verified as of Jan 27, 2021 at 09:25 AM

Data in this report are provisional and subject to change.

The numbers in the table below represent the number of Florida and non-Florida residents for whom test results were received by the Department of Health. A person can be tested by more than one laboratory and can have both positive and negative results. **Therefore, the sum of the numbers in each column will be larger than the total number of people tested.**

Reporting lab	Inconclusive	Negative	Positive	Percent positive	Total
FREEDOM INN AT TARPON SPRINGS		81	7	8%	88
SAMIR EBEID MD		80	8	9%	88
AVERO DIAGNOSTICS		64	24	27%	88
GOVERNOR’S CREEK HEALTH & REHABILITATION		87	1	1%	88
MACADAMS HOME HEALTH AGENCY		87	1	1%	88
QUICK CARE MED PL CR		80	7	8%	87
PACIFIC ANALYTICS			87	100%	87
BRANDON HEALTH AND REHABILITATION CENTER	1	85	1	1%	87
JOHN KNOX VILLAGE OF FLORIDA ALF	1	83	3	3%	87
ADVENT HEALTH - PALM HARBOR ER		64	23	26%	87
LODGE HEALTH AND REHABILITATION CENTER, THE		64	22	26%	86
HARBORCHASE OF NAPLES		73	13	15%	86
LIFE BRITE		72	14	16%	86
CONSULATE HEALTH CARE OF SARASOTA□		86			86
DISCOVERY VILLAGE AT THE FORUM		86			86
SEA PINES REHABILITATION HOSPITAL		85	1	1%	86
MAGNOLIA DIAGNOSTIC		2	84	98%	86
BIODESIX, INC.		65	21	24%	86
NAVARRE GARDENS LLC		62	24	28%	86
ST PETERSBURG PEDIATRICS-PARK BLVD		71	14	16%	85
MIAMI SHORES NURSING & REHAB		85			85
NORTH FLORIDA SPINE AND WELLNESS		66	19	22%	85
W. FRANK WELLS NURSING HOME		84	1	1%	85
ROHR HOME		81	3	4%	84
FIRSTCARE CLINIC		39	45	54%	84
MIAMI BEACH COMMUNITY HEALTH CENTER		1	83	99%	84
CAREMOUNT MEDICAL - PATHOLOGY		81	3	4%	84
ISLAND DOCTORS		8	76	90%	84
DOS OF NORTH SHORES NURSING & REHAB CENTER		84			84
PINES OF SARASOTA GARDEN		84			84
LECONTE MEDICAL CENTER LAB		66	18	21%	84
CLYDE E LASSEN STATE VETERANS NURSING HOME		59	25	30%	84
STUART LODGE LIVING LLC		61	23	27%	84
MAGNOLIA MEDICAL CLINIC		10	74	88%	84
NSPIRE HEALTHCARE TAMARAC		80	4	5%	84
NITE LITE PEDIATRICS – JACKSONVILLE		76	8	10%	84
ARDEN COURTS OF SEMINOLE		80	4	5%	84
PEDIATRICS IN BREVARD PA- ROCKLEDGE		54	29	35%	83
PRIME HEALTH OF NORTH PORT LLC		76	7	8%	83
LABCORP EMPLOYER SERVICES		82	1	1%	83
STERLING HOUSE OF PUNTA GORDA		83			83
LAFAYETTE NURSING AND REHABILITATION CENTER		81	2	2%	83
QPS, LLC		81	2	2%	83
LAKE GIBSON VILLAGE, LLC		81	2	2%	83
J FRANK AVEY MD		65	18	22%	83
WALTON PLACE		83			83
RIVERSIDE RECOVERY OF TAMPA		81	1	1%	82

# COVID-19: testing by laboratory

Data through Jan 26, 2021 verified as of Jan 27, 2021 at 09:25 AM

Data in this report are provisional and subject to change.

The numbers in the table below represent the number of Florida and non-Florida residents for whom test results were received by the Department of Health. A person can be tested by more than one laboratory and can have both positive and negative results. **Therefore, the sum of the numbers in each column will be larger than the total number of people tested.**

Reporting lab	Inconclusive	Negative	Positive	Percent positive	Total
SEAVIEW NURSING AND REHABILITATION CENTER		82			82
ELMCROFT OF BELLA VITA		74	8	10%	82
SOUTH GEORGIA MEDICAL CENTER		48	34	41%	82
HERITAGE HEALTHCARE AND REHABILITATION CENTER		81	1	1%	82
MIAMI VA HEALTHCARE SYSTEM			82	100%	82
LAB		29	53	65%	82
SEMINOLE SPORTS AND FAMILY MEDICINE		72	10	12%	82
BIO-TECH CLINICAL LABORATORIES INC		72	10	12%	82
THE PAVILION FOR HEALTH CARE		72	10	12%	82
MEDICATION ROOMS-CSU/CI NURSE STATION	1	73	7	9%	81
East Bay Rehabilitation Center		47	34	42%	81
BIO-TECH CLINICAL LABORATORIES		41	40	49%	81
MIDWAY PRIMARY CARE, LLC		79	2	2%	81
RIDGEWOOD DIAGNOSTIC LABORATORY		77	4	5%	81
LANDMARK, THE		38	43	53%	81
CRYSTAL RIVER HEALTH & REHAB		80			80
KINDRED HOSPITAL MELBOURNE	1	77	2	3%	80
IMA MEDICAL GROUP		41	39	49%	80
AMERICAN FAMILY MEDICAL LLC		48	32	40%	80
MARTIN ACQUISITION 1 LLC DBA		67	13	16%	80
HOSPICE OF THE TREASURE COAST		77	3	4%	80
Crystal Health & Rehab Center		77	2	3%	79
SONNIS PEDIATRICS PA		68	11	14%	79
SONATA WEST		77	2	3%	79
EMBRY RIDDLE AERONAUTICAL UNIVERSITY HEALTH SERVICES			79	100%	79
LABCORP RTP		31	48	61%	79
VETERANS AFFAIRS MEDICAL CENTER - PALO ALTO		28	51	65%	79
LABFIRST - DEPARTMENT OF PATHOLOGY		76	3	4%	79
EDGEWATER AT WATERMAN VILLAGE		78	1	1%	79
CATHOLIC HEALTH SYSTEM DEPT LABORATORY		77	2	3%	79
HOSPICE OF THE EMERALD COAST INC - PANAMA CITY	2	72	5	6%	79
TGH URGENT CARE - TYRONE		2	77	97%	79
CBS LABS OF TAMPA LLC		3	76	96%	79
MEMORY CARE OF NAPLES		79			79
BALMORAL TENANT SERVICES INC	1	43	35	44%	79
CANOPY ON BERRYHILL, THE		48	30	38%	78
PALMS EDGE	1	71	6	8%	78
HIGHLANDS MEDICAL CENTER		75	3	4%	78
ERIE COUNTY MEDICAL CTR CLINICAL LABS		73	4	5%	77
TRUE NORTH HEALTH NAVIGATION LLC DBA DISPATCHHEALTH	1	60	16	21%	77
MICRO PATH LABORATORIES INC		75	2	3%	77
SEVEN HILLS HEALTH AND REHABILITATION CENTER		61	16	21%	77
PLYMOUTH HOME FOR ADULTS, INC.	8	68	1	1%	77
SOUTHLAND SUITES OF ORMOND BEACH	3	74			77
Madison Health and Rehabilitation Center		42	35	45%	77
Peninsula Care and Rehab		66	11	14%	77
CENTRAL FLORIDA HEALTHCARE GROUP LLC		61	16	21%	77



# COVID-19: testing by laboratory

Data through Jan 26, 2021 verified as of Jan 27, 2021 at 09:25 AM

Data in this report are provisional and subject to change.

The numbers in the table below represent the number of Florida and non-Florida residents for whom test results were received by the Department of Health. A person can be tested by more than one laboratory and can have both positive and negative results. **Therefore, the sum of the numbers in each column will be larger than the total number of people tested.**

Reporting lab	Inconclusive	Negative	Positive	Percent positive	Total
STONY BROOK UNIVERSITY MEDICAL CENTER		65	12	16%	77
ORANGE CITY NURSING AND REHAB		75	2	3%	77
ATRIUM AT LIBERTY PARK□		73	4	5%	77
BENTON HOUSE AT OAKLEAF		51	26	34%	77
The Grove Health and Rehabilitation		56	21	27%	77
DYNAMIC MEDICAL USA			76	100%	76
CLINICAL PATHOLOGY ASSOCIATES-SONIC REFERENCE LAB		76			76
NORTH PORT REHABILITATION AND NURSING CENTER□		75	1	1%	76
WINDSOR REFLECTIONS		75	1	1%	76
HIGHLANDS URGENT CARE			76	100%	76
WALGREENS #12673		74	2	3%	76
ADVENTHEALTH EXPRESSCARE		45	30	40%	75
KINDRED HOSPITAL NORTH FLORIDA	2	68	5	7%	75
BOND CLINIC PA		43	32	43%	75
CHEEK AND SCOTT DRUGS INC		62	13	17%	75
S-H THIRTY-FIVE OPCO- PORT ST LUCIE, LLC	1	74			75
LAKE MORTON PLAZA□		72	3	4%	75
MOBILE PHYSICIAN SERVICES INC		67	8	11%	75
HUNTSVILLE HOSPITAL LABORATORY		51	24	32%	75
NEW SMYRNA BEACH URGENT CARE			75	100%	75
JUPITER MEDICAL CENTER URGENT CARE - STUART		49	26	35%	75
NOAH CLINICAL LABORATORY		63	11	15%	74
GRAND OAKS OF JENSEN BEACH LLC□		74			74
FLAGLER COLLEGE HEALTH SERVICES		51	23	31%	74
The Crossings		74			74
WHITE WILSON MEDICAL CENTER PA - NAVARRE		3	71	96%	74
PARK OF THE PALMS INC		74			74
WINDSOR OF LAKEWOOD RANCH,THE		74			74
WINDSOR OAKS		73	1	1%	74
ADVENT HEALTH - DELTONA ER		45	28	38%	73
PENNSYLVANIA DEPT OF HEALTH		20	53	73%	73
CLARE BRIDGE ORMOND BEACH	1	72			73
HEALTH FIRST - PALM BAY HOSPITAL		2	71	97%	73
SCOTT LAKE HEALTH AND REHABILITATION CENTER		71	2	3%	73
Centre Pointe Health and Rehabilitation Center		67	6	8%	73
PROMEDICA LABORATORIES		21	52	71%	73
CONSULATE HEALTH CARE – LAKE MARY		72	1	1%	73
PANCARE HEALTH GULF COUNTY		52	21	29%	73
MINUTECLINIC DIAGNOSTIC OF SOUTH CAROLINA, LLC		64	9	12%	73
EAST ALABAMA MEDICAL CENTER LABORATORY		60	12	17%	72
HUNTINGTON HOSPITAL LABORATORY		69	3	4%	72
HAVEN OF OUR LADY OF PEACE		72			72
JACKSONVILLE UNIVERSITY		68	4	6%	72
BROOKDALE FORT MYERS THE COLONY		68	4	6%	72
BROOKDALE OVIEDO		70	2	3%	72
KINDRED HOSPITAL - SOUTH FLORIDA		72			72
OPPENHEIMER PLASTIC SURGERY LLC		67	5	7%	72

# COVID-19: testing by laboratory

Data through Jan 26, 2021 verified as of Jan 27, 2021 at 09:25 AM

Data in this report are provisional and subject to change.

The numbers in the table below represent the number of Florida and non-Florida residents for whom test results were received by the Department of Health. A person can be tested by more than one laboratory and can have both positive and negative results. **Therefore, the sum of the numbers in each column will be larger than the total number of people tested.**

Reporting lab	Inconclusive	Negative	Positive	Percent positive	Total
AZALEA TRACE PHYSICIAN SERVICES		72			72
BROWARD HEALTH MEDICAL CENTER		3	69	96%	72
ALTERNATIVE LIVING, INC DBA TWIN CITIES PAVILION		72			72
STERLING HOUSE OF TALLAHASSEE	3	62	6	8%	71
ADVANCED LAB		67	4	6%	71
MD 365 MEDICAL CARE PLLC		71			71
The Ponce Therapy Care Center		67	4	6%	71
SUMMIT MEDICAL GROUP PA		64	7	10%	71
DOUGLAS T JACOBSON STATE VETERANS HOME		71			71
WALGREENS 9627		65	6	8%	71
AMMON LABS		61	10	14%	71
MEMORIAL MANOR		70			70
CENTRAL BALDWIN IMMEDIATE CARE & FAMILY PRACTICE		54	16	23%	70
POINTE, THE		66	4	6%	70
EC OPCO CARROLLWOOD LLC		64	6	9%	70
CRAIG BERGER MD PL D/B/A BAY AREA EYE INSTITUTE		70			70
Highlands Regional Hospital		63	7	10%	70
SUNCOAST COMMUNITY HEALTH CENTERS PEDIATRICS		21	49	70%	70
ADVENTHEALTH MEDICAL GROUP PRIMARY CARE		67	3	4%	70
ADVANCED EMURGENT CARE		27	42	61%	69
A2Z DIAGNOSTICS		68	1	1%	69
USF HEALTH MORSANI CENTER		5	64	93%	69
BEACHES PEDIATRICS PA		64	5	7%	69
MINNESOTA TWINS		66	3	4%	69
NAPHCARE, INC AT MANATEE COUNTY JAIL		44	25	36%	69
A COUNTRY PLACE ASSISTED LIVING FACILITY		68	1	1%	69
ADVENTHEALTH MEDICAL GROUP FAMILY MEDICINE AT		51	18	26%	69
SIMED LABORATORY		57	12	17%	69
FLORIDA PEDIATRIC GROUP		27	42	61%	69
SUNSHINE GARDENS		69			69
SUMMIT AT VENICE	2	63	4	6%	69
SENIOR LIVING VII TAMPA LLC	1	59	9	13%	69
MCW MENTAL HEALTH LLC		67	2	3%	69
HERITAGE HEALTHCARE AND REHABILITATION CENTER		69			69
PARKSIDE INN	3	64	2	3%	69
HAWTHORN HOUSE		56	12	18%	68
Avante at St Cloud, Inc.		66	2	3%	68
LAB PLUS, LLC AT SAINT THOMAS WEST HOSPITAL		54	14	21%	68
DAYSPRING SENIOR LIVING LLC		66	2	3%	68
SAN JOSE SENIOR CARE LLC	1	43	24	35%	68
WATERCREST ST LUCIE WEST	1	64	3	4%	68
DELAND WELLNESS CENTER			68	100%	68
SUNCOAST OPTIMAL WELLNESS		23	45	66%	68
OAKHURST CENTER		65	3	4%	68
AEL- MEMPHIS		17	51	75%	68
ST VINCENT'S BIRMINGHAM		63	4	6%	67
GENPATH			67	100%	67

# COVID-19: testing by laboratory

Data through Jan 26, 2021 verified as of Jan 27, 2021 at 09:25 AM

Data in this report are provisional and subject to change.

The numbers in the table below represent the number of Florida and non-Florida residents for whom test results were received by the Department of Health. A person can be tested by more than one laboratory and can have both positive and negative results. **Therefore, the sum of the numbers in each column will be larger than the total number of people tested.**

Reporting lab	Inconclusive	Negative	Positive	Percent positive	Total
CHAMBREL AT ISLAND LAKE		64	3	4%	67
ST PETERSBURG PEDIATRICS-SEMINOLE		57	10	15%	67
PLANTATION GENERAL HOSPITAL CLINICAL LAB		26	41	61%	67
AVANTE AT OCALA INC		55	12	18%	67
MD LABS		40	27	40%	67
ASHRAF MEDICAL GROUP PLLC DBA PULSE MD		65	2	3%	67
CLERMONT URGENT CARE			66	100%	66
VIERA DEL MAR HEALTH AND REHABILITATION CENTER		63	3	5%	66
MEASE MANOR INC		62	4	6%	66
ASSOCIATED CLINICAL LABORATORIES		59	7	11%	66
MEDEX MEDICAL EXPRESS OF PALATKA			66	100%	66
TUSCAN ISLE OPERATING COMPANY LLC DBA		63	3	5%	66
PSL NAPLES BH OPERATIONS, LLC		66			66
ALTAMONTE PEDIATRIC ASSOCIATES		31	34	52%	65
OAK MANOR NURSING HOME		62	3	5%	65
CL BRUMBACK PRIMARY CARE CLINICS		16	49	75%	65
ALL MY KIDS PEDIATRICS INC		47	18	28%	65
OKEECHOBEE URGENT CARE		17	48	74%	65
JUNO DERMATOLOGY LLC		58	7	11%	65
STONY BROOK SOUTHAMPTON		64	1	2%	65
GV NAPLES OPCO, LLC		64	1	2%	65
CENTURY CENTER FOR REHABILITATION & HEALING		48	17	26%	65
ELLENTON PEDIATRICS PA		57	8	12%	65
GREENLEAF ALF		63	1	2%	64
NEMOURS CHILDRENS PRIMARY CARE OVIEDO		51	13	20%	64
OUT OF STATE		40	24	38%	64
CARE CENTERS OF NASSAU		62	2	3%	64
NXGEN MDX		20	44	69%	64
DIATHERIX LABORATORIES		33	31	48%	64
JUPITER MEDICAL CENTER URGENT CENTER		45	19	30%	64
RARITAN BAY PERTH AMBOY		58	6	9%	64
JOSEPH L MORSE GERIATRIC CENTER	2	59	3	5%	64
MED EXPRESS		6	58	91%	64
EISENHOWER ARMY MEDICAL CENTER		60	4	6%	64
THREE OAKS PHARMACY INC		60	4	6%	64
EXPERTUS LABORATORIES INC		24	39	62%	63
CATHOLIC HEALTH SERVICES REGIONAL LAB		56	7	11%	63
EXACT SCIENCES LABORATORIES, LLC		15	48	76%	63
GEORGE SAFRAN MD PC		58	5	8%	63
MED COMP SCIENCES		1	62	98%	63
CLARE BRIDGE OF CAPE CORAL	1	62			63
UNIVERSITY OF TAMPA INC, THE		63			63
FLORIDA DEPARTMENT OF HEALTH IN TAYLOR COUNTY		29	34	54%	63
A PLUS PEDIATRICS		52	11	17%	63
JACKSON COUNTY HEALTH DEPARTMENT		29	34	54%	63
MEDI CLINIC SARASOTA INC		62	1	2%	63
VIERA HEALTH AND REHABILITATION CENTER		62	1	2%	63

# COVID-19: testing by laboratory

Data through Jan 26, 2021 verified as of Jan 27, 2021 at 09:25 AM

Data in this report are provisional and subject to change.

The numbers in the table below represent the number of Florida and non-Florida residents for whom test results were received by the Department of Health. A person can be tested by more than one laboratory and can have both positive and negative results. **Therefore, the sum of the numbers in each column will be larger than the total number of people tested.**

Reporting lab	Inconclusive	Negative	Positive	Percent positive	Total
APC PEDIATRICS AT RYE ROAD MEDICAL PARK		63			63
SUMMER VISTA ASSISTED LIVING		38	25	40%	63
F&T MEDICAL RESEARCH, INC		63			63
WADSWORTH HEALTH CENTER		60	3	5%	63
PORT CHARLOTTE REHABILITATION CENTER		52	10	16%	62
SANIBEL INTERNAL MEDICINE, LLC		60	2	3%	62
OVERLOOK HOSPITAL LABORATORY		57	5	8%	62
Stratford Court of Palm Harbor		51	10	16%	61
WASHINGTON REHABILITATION AND NURSING CENTER		51	10	16%	61
EMERALD COAST HOSPICE		60	1	2%	61
NORTH SHORE MEDICAL LABS	1	55	5	8%	61
JEFFERSON COUNTY HEALTH DEPARTMENT-MONTICELLO		40	21	34%	61
BROWARD HEALTH MEDICAL CENTER CLINICAL LAB			61	100%	61
PANCARE HEALTH - MALONE CLINIC		56	5	8%	61
BROOKDALE CAPE CORAL		61			61
AMERICAN FAMILY MEDICAL		48	13	21%	61
ISLAND COAST PEDIATRICS		56	5	8%	61
D PEDIATRICS		57	4	7%	61
BOND CLINIC DR ELDEEB		35	26	43%	61
QUALITY URGENT CARE AND WELLNESS PL		32	29	48%	61
LAKELAND REGIONAL HEALTH		36	24	40%	60
LENOX HILL HOSPITAL		54	6	10%	60
PANIRA HEALTHCARE CLINIC		2	58	97%	60
SAMFORD UNIVERSITY HEALTH SERVICES		59	1	2%	60
HOSPICE OF MARTIN & ST LUCIE, INC		57	3	5%	60
TWIN CREEKS ASSISTED LIVING & MEMORY CARE		57	3	5%	60
ARBOR TERRACE SAN JOSE LLC	3	56	1	2%	60
MILLENIUM PHYSICIANS GROUP		1	58	98%	59
INTERNAL LAB		50	9	15%	59
ATMORE COMMUNITY HOSPITAL LABORATORY		40	19	32%	59
BIG BOCA SMILES LLC		57	2	3%	59
MEDICAL CENTER AT OCEAN REEF,THE		56	3	5%	59
LAKE REGIONAL URGENT CARE		2	57	97%	59
PUBLIC SQUARE PHARMACY LLC		45	14	24%	59
FHMG LAKE MARY PEDS		47	12	20%	59
VITAS HEALTHCARE		55	4	7%	59
BIOTECH		52	7	12%	59
RITECARE MED CTR H			59	100%	59
LAKE HOWELL FAMILY MEDICINE ASSOCIATES		50	9	15%	59
VETERANS AFFAIRS MEDICAL CENTER - GULF COAST		27	32	54%	59
COOPER FAMILY MEDICAL PLLC		42	16	28%	58
MINUTECLINIC DIAGNOSTIC OF TEXAS, LLC		51	7	12%	58
Margate Health and Rehabilitation Center		56	2	3%	58
CP/AIG PENSACOLA DEVELOPMENT LLC		55	3	5%	58
Golfview Healthcare Center		58			58
ROSECASTLE AT DELANEY CREEK		57	1	2%	58
THE CANOPY AT BERRYHILL		58			58

# COVID-19: testing by laboratory

Data through Jan 26, 2021 verified as of Jan 27, 2021 at 09:25 AM

Data in this report are provisional and subject to change.

The numbers in the table below represent the number of Florida and non-Florida residents for whom test results were received by the Department of Health. A person can be tested by more than one laboratory and can have both positive and negative results. **Therefore, the sum of the numbers in each column will be larger than the total number of people tested.**

Reporting lab	Inconclusive	Negative	Positive	Percent positive	Total
SEMINOLE TRIBE OF FLORIDA		42	16	28%	58
MENTAL HEALTH CARE INC		48	9	16%	57
FLORIDA MEDICAL CLINIC LLC		37	20	35%	57
KAPG FLEMING ISLAND SENIOR HOUSING OPCO LLC	1	56			57
SOMERBY OF SANTA ROSA BEACH		49	8	14%	57
PALM BAY URGENT CARE		28	29	51%	57
ALZHEIMERS CARE CENTER OF VIERA LTD		37	20	35%	57
JERICOHO URGENT CARE		54	3	5%	57
PRIMECARE AT TWIN LAKES			57	100%	57
NORTH SHORE UNIVERSITY HOSPITAL LABORATORY		51	6	11%	57
WILSON MEMORIAL REGIONAL MEDICAL CENTER		53	4	7%	57
SACRED HEART HEALTH SYSTEM INC		37	20	35%	57
ASCENSION SACRED HEART BAY LABORATORY		54	3	5%	57
MALCOM RANDALL DEPT OF VAMC			57	100%	57
BAPTIST HEALTH SOUTH FLORIDA - WEST BOCA URGENT CARE		34	22	39%	56
QUOTIENT SCIENCES		12	44	79%	56
TIFFANY HALL NURSING AND REHAB		44	12	21%	56
INDIGO MANOR		22	34	61%	56
EAGLES WATCH CLUSTER		47	9	16%	56
LAKELAND REGIONAL HEALTH LAKE MIRIAM		24	32	57%	56
HORIZON ALF		55	1	2%	56
TUKA PEDIATRICS		7	49	88%	56
BIOREFERENCE LABORATORIES		6	50	89%	56
TBI RESIDENTIAL SERVICES, INC.		44	11	20%	55
SONATA HUNTERS CREEK		47	8	15%	55
CORAL GABLES HOSPITAL			55	100%	55
ARBOR OAKS AT TYRONE	5	50			55
BROOKDALE LAKE TAVARES		53	2	4%	55
ACE BIOMEDICAL LABS LLC		44	11	20%	55
KENDALL REGIONAL MEDICAL CENTER LAB	3		52	95%	55
PREMIER MEDICAL ASSOCIATES ALL FLORIDA LLC		54	1	2%	55
STEINHATCHEE FAMILY MEDICAL CENTER	1	47	6	11%	54
LUTHERAN HAVEN ASSISTED LIVING		54			54
VENICE REGIONAL MEDICAL CENTER BAYFRONT HEALTH		12	42	78%	54
ST. CLOUD MEDICAL GROUP		54			54
UNITED LABORATORY SERVICES CORPORATION		38	16	30%	54
ADVENT HEALTH - PALM COAST		1	53	98%	54
SARASOTA CO. HEALTH DEPT # 58		40	14	26%	54
CLERMONT HEALTH AND REHAB		40	14	26%	54
BAY PINES MEDICAL ASSOCIATES		1	53	98%	54
JUNIPER VILLAGE AT NAPLES		53	1	2%	54
CERTUS MTD OPCP LLC		52	2	4%	54
BAPTIST MEDICAL CENTER SOUTH		38	15	28%	53
EMERALD COAST BEHAVIORAL HOSPITAL		49	4	8%	53
JACOBI MEDICAL CENTER		50	3	6%	53
MED ONE AT SAINT AUGUSTINE		33	20	38%	53
HEALTHPOINT MED GRP OF THE EMERALD COAST LLC		38	15	28%	53



# COVID-19: testing by laboratory

Data through Jan 26, 2021 verified as of Jan 27, 2021 at 09:25 AM

Data in this report are provisional and subject to change.

The numbers in the table below represent the number of Florida and non-Florida residents for whom test results were received by the Department of Health. A person can be tested by more than one laboratory and can have both positive and negative results. **Therefore, the sum of the numbers in each column will be larger than the total number of people tested.**

Reporting lab	Inconclusive	Negative	Positive	Percent positive	Total
ADVENT HEALTH CENTRA CARE - WINTER GARDEN		11	42	79%	53
ST FRANCIS HOSPITAL		45	8	15%	53
Osprey Point Nursing Center		51	2	4%	53
HEARTLAND HEALTHCARE AND REHAB CENTER		30	22	42%	52
BioReference Laboratories, Inc		6	46	88%	52
ADVENT HEALTH		49	3	6%	52
FLORIDA MEDICAL CLINIC PA		45	7	13%	52
CRESTVIEW URGENT CARE			52	100%	52
AMERICAN HOUSE COCONUT POINT		48	4	8%	52
TURNING POINT OF TAMPA		46	6	12%	52
INTERNAL MEDICINE SPECIALIST		46	6	12%	52
NITE LITE PEDIATRICS - PORT ST. LUCIE		43	9	17%	52
FERN PARK DEVELOPMENTAL CENTER			52	100%	52
HERNANDO COUNTY FIRE RESCUE DISTRICT		24	28	54%	52
SNH BRFL TENANT LLC	2	50			52
VPA PC LAB		48	4	8%	52
MINUTECLINIC DIAGNOSTIC OF OHIO LLC		39	13	25%	52
SONATA BOCA RATON		48	3	6%	51
ALEXANDER NININGER STATE VETERANS		51			51
AVANTE ST CLOUD		48	3	6%	51
PROFESSIONAL URGENT CARE SERVICES		26	25	49%	51
CHILDREN'S HOSPITAL OF ALABAMA		50	1	2%	51
APOLLOMDX LABS		29	22	43%	51
AFTER HOURS PEDIATRICS			51	100%	51
LAKE CITY VA MEDICAL CENTER			51	100%	51
GULFVIEW MEDICAL INSTITUTE		51			51
PHYSICIANS PRIMARY CARE OF SOUTHWEST FLORIDA		39	12	24%	51
BAY COUNTY SHERIFFS OFFICE JAIL FACILITY		41	9	18%	50
GENEDX		37	13	26%	50
BARRY UNIVERSITY STUDENT HEALTH SERVICES		37	13	26%	50
ARIZONA DEPARTMENT OF HEALTH SERVICES			50	100%	50
FLORIDA HEALTH CARE		6	44	88%	50
ORCHID COVE AT DAYTONA		45	5	10%	50
ALLIANCE PEDIATRICS		24	26	52%	50
AU HEALTH		37	13	26%	50
RITE MEDICAL CARE PC		50			50
PALM RIVER COMMUNITY HEALTH CENTER		45	5	10%	50
life Care Center of Melbourne		34	16	32%	50
GATEWAY CARE CENTER		50			50
ARBOR TERRACE ORTEGA LLC		50			50
TRINITY AL SENIOR HOUSING LLC		44	6	12%	50
Summit Medical Group, Pa Db a Citymd		45	4	8%	49
PEDIATRIC SERVICES OF AMERICA INC		48	1	2%	49
WALGREENS 4915		43	6	12%	49
QUALITY URGENT CARE AND WELLNESS		31	18	37%	49
SOFT CELL LABORATORIES		45	4	8%	49
COOPER FAMILY MEDICAL, PLLC		40	9	18%	49

# COVID-19: testing by laboratory

Data through Jan 26, 2021 verified as of Jan 27, 2021 at 09:25 AM

Data in this report are provisional and subject to change.

The numbers in the table below represent the number of Florida and non-Florida residents for whom test results were received by the Department of Health. A person can be tested by more than one laboratory and can have both positive and negative results. **Therefore, the sum of the numbers in each column will be larger than the total number of people tested.**

Reporting lab	Inconclusive	Negative	Positive	Percent positive	Total
TROY REGIONAL MEDICAL CENTER		39	10	20%	49
ADVENT HEALTH - MOUNT DORA		9	40	82%	49
SARATOGA HOSPITAL LABORATORY		44	5	10%	49
ESCAMBIA COUNTY JAIL		32	17	35%	49
CARDIOLOGY AND MEDICINE ASSOCIATES		38	11	22%	49
SOLARIS SENIOR LIVING NORTH NAPLES		48	1	2%	49
USF		1	48	98%	49
ADVENT HEALTH CENTRA CARE - EAST ORLANDO		21	28	57%	49
ALLEGRO		47	2	4%	49
SUPERIOR RESIDENCES OF LECANTO		34	15	31%	49
BISHOP GRADY VILLAS		48	1	2%	49
MARQUIS LABS, LLC		49			49
PENNSYLVANIA DEPARTMENT OF HEALTH BUREAU OF LABORATORIES			48	100%	48
RAINBOW PEDIATRICS PC LLC / BREAKFAST POINT		38	10	21%	48
BIOIQ			48	100%	48
BAYCARE HEALTH SYSTEMS		1	47	98%	48
DOH		23	25	52%	48
GOOD HEARTS COVID TESTING		8	40	83%	48
PREMIER MEDICAL ASSOCIATES		46	2	4%	48
FINLAY CLINICAL LABORATORY		20	28	58%	48
NORTHBROOK CENTER FOR☐		47	1	2%	48
MILLENNIUM PHYSICIAN GROUP LLC		41	7	15%	48
INN AT THE FOUNTAINS, THE		34	14	29%	48
COURTYARD GARDENS OF JUPITER		48			48
L&S SENIOR CARE DBA ARCADIA OAKS	1	47			48
BAY CENTER HURRICANE SHELTER		48			48
CAREMED INTERNAL MEDICINE		30	18	38%	48
HIALEAH HOSPITAL RESPIRATORY DEPT			48	100%	48
NAPLES PEDIATRICS INC☐		43	5	10%	48
PALM BAY PEDIATRICS		34	14	29%	48
ROCHESTER GENERAL HOSPITAL LABORATORY		43	4	9%	47
CAPE REGIONAL MEDICAL CENTER		45	2	4%	47
GENESIS DERMATOLOGY		43	4	9%	47
VITAS HEALTHCARE CORP OF FLORIDA		47			47
BUECHELE DENTAL PA DBA CLERMONT FAMILY DENTISTRY		38	9	19%	47
PEDIATRIC CARE CENTER- JACKSONVILLE BEACH		19	28	60%	47
HARMONY CLINIC		1	46	98%	47
BARNES HEALTHCARE OF FLORIDA LLC		44	3	6%	47
PANCARE HEALTH - JACKSON COUNTY		38	9	19%	47
INTERLAB		1	46	98%	47
NAVARRE GARDENS		41	6	13%	47
FHMG- FLORIDA HOSPITAL MEDICAL GROUP		37	10	21%	47
TRADITIONAL HOME HEALTH OF PALM BEACH INC		47			47
INTERNAL MEDICINE ASSOCIATES PA		43	4	9%	47
MISIR DRUGS LLC		36	11	23%	47
CITY OF PORT SAINT LUCIE		44	3	6%	47
BURRY'S PHARMACY INC		28	19	40%	47

# COVID-19: testing by laboratory

Data through Jan 26, 2021 verified as of Jan 27, 2021 at 09:25 AM

Data in this report are provisional and subject to change.

The numbers in the table below represent the number of Florida and non-Florida residents for whom test results were received by the Department of Health. A person can be tested by more than one laboratory and can have both positive and negative results. **Therefore, the sum of the numbers in each column will be larger than the total number of people tested.**

Reporting lab	Inconclusive	Negative	Positive	Percent positive	Total
LITTLE NECK URGENT CARE		44	2	4%	46
HARTFORD HEALTH SERVICES LLC		46			46
GRAND OAKS OF PALM CITY LLC	1	39	6	13%	46
ADVENT HEALTH MEDICAL GROUP OB GYN AT		40	6	13%	46
SOUTHEAST ALABAMA MEDICAL CENTER			46	100%	46
PREMIER PLACE HEALTHCARE AT THE GLENVIEW		46			46
COLLIER BLVD HMA PHYSICIAN MANAGEMENT LLC		46			46
BOND AND STEELE CLINIC, PA		39	7	15%	46
POPLAR HEALTHCARE PLLC	1	11	34	74%	46
THE TERRACE OF JACKSONVILLE		3	43	93%	46
NORTH FLORIDA MEDICAL CENTER		42	4	9%	46
MEDLOGIC LABORATORIES		3	43	93%	46
EAST MANATEE FAMILY	1	1	44	96%	46
WALGREENS 2941		45	1	2%	46
H LEE MOFFITT CANCER CENTER MICRO		46			46
HEALTH FIRST - CAPE CANAVERAL HOSPITAL		1	45	98%	46
UNIVERSITY OF CENTRAL FLORIDA HEALTH SERVICES		45			45
KINDRED AT HOME		37	8	18%	45
MINUTECLINIC DIAGNOSTIC		43	2	4%	45
DAVID POSNACK JEWISH DAY SCHOOL		45			45
WINTER GARDEN REHAB AND NURSING CENTER		41	4	9%	45
GRAND ST PAUL CVS		45			45
SOUTHPORT SQUARE HARBOUR HEALTH		45			45
MOBILE DOC FL, LLC		29	16	36%	45
VALENCIA HOUSE ALF		45			45
REDI-MED WALK-IN FAMILY CARE			45	100%	45
MOOSEHAVEN LIFE CARE CENTER		44			44
STAR CARE		40	4	9%	44
PEDIATRICS OF CENTRAL FLORIDA – SAINT CLOUD	2	40	2	5%	44
PRECISION HEALTH SOLUTIONS LAB		9	35	80%	44
ALLIANCE OF PHYSICIANS AGAINST COVID-19			44	100%	44
NORTH BEACH REHABILITATION CENTER		43	1	2%	44
ADVENT HEALTH - LAKE MARY		36	8	18%	44
BROOKDALE CENTRE POINTE		44			44
MINUTECLINIC DIAGNOSTIC OF NORTH CAROL		36	8	18%	44
QHC UPSTATE MEDICAL PC		36	8	18%	44
GIBBENS FAMILY MEDICAL, LLC		35	9	20%	44
MEDRITE URGENT CARE		34	10	23%	44
KAPG ST AUGUSTINE SENIOR HOUSING OPCO LLC		35	9	20%	44
PATRICK AIR FORCE BASE		3	40	93%	43
LAKE MARY KIDS CENTRA CARE		33	10	23%	43
MINUTECLINIC DIAGNOSTIC OF SOUTH CARO		34	9	21%	43
CORNERSTONE MEDICAL CARE OF BRANDON PL		38	5	12%	43
FLORIDA HOSPITAL		27	16	37%	43
ADVENT HEALTH EXPRESS CARE		4	39	91%	43
STUART URGENT CARE			43	100%	43
BLISS HEALTHCARE SERVICES		24	19	44%	43

# COVID-19: testing by laboratory

Data through Jan 26, 2021 verified as of Jan 27, 2021 at 09:25 AM

Data in this report are provisional and subject to change.

The numbers in the table below represent the number of Florida and non-Florida residents for whom test results were received by the Department of Health. A person can be tested by more than one laboratory and can have both positive and negative results. **Therefore, the sum of the numbers in each column will be larger than the total number of people tested.**

Reporting lab	Inconclusive	Negative	Positive	Percent positive	Total
ST CLOUD PHYSICIAN MANAGEMENT LLC DBA ST CLOUD		27	16	37%	43
Guardian Care Nursing and Rehabilitation Center		43			43
MEASE COUNTRYSIDE HOSPITAL			43	100%	43
Flagler Health and Rehabilitation		42	1	2%	43
ROCKLEDGE REGIONAL MEDICAL CENTER		30	13	30%	43
WEST ISLIP URGENT CARE		40	3	7%	43
BRANCH MEDICAL CLINIC			43	100%	43
FAMILY EXTENDED CARE OF WINTER HAVEN		41	2	5%	43
NEOGENOMICS LABORATORIES INC		42			42
MINUTECLINIC DIAGNOSTIC OF NORTH CARO		38	4	10%	42
LARA HEALTH AND WELLNESS CENTER LLC		42			42
Atlantic Shore Nursing and Rehab		42			42
PRINCETON VILLAGE□		39	3	7%	42
WILLISTON PEDIATRICS PA		27	15	36%	42
TREASURE COAST FORENSIC TREATMENT CTR		21	21	50%	42
Citymd Of Toms River		36	6	14%	42
DELCARE PA		33	9	21%	42
WOLFF CTR FOR CHILD & ADOLESCENT HEALTH PLLC,THE		26	16	38%	42
CLINICAL LABORATORY		42			42
TGH URGENT CARE POWERED BY FAST TRACK			42	100%	42
PEDIATRICS OF CENTRAL FLORIDA KISSI		33	8	20%	41
GENTIVA HEALTH SERVICES CERTIFIED INC		38	3	7%	41
RADIOLOGY ASSOCIATES OF VENICE AND ENGLEWOOD		39	2	5%	41
MAIMONIDES-SHALOM ACADEMY, INC		40	1	2%	41
ST VINCENT'S AMBULATORY CARE INC DBA	2	32	7	17%	41
BRONX LEBANON HOSPITAL-MEDICAL CENTER		37	4	10%	41
FHMG_CTR FOR SENIOR HEALTH		36	5	12%	41
BERNHARDT LABORATORIES	1	9	31	76%	41
FLORIDA HOSPITAL NEW SMYRNA		4	37	90%	41
LAKE WALES OPERATING GROUP LLC		37	4	10%	41
SH HERON EAST LLC□		41			41
TITUSVILLE FAMILY PRACTICE		14	27	66%	41
Palms at Ponte Vedra Assisted Living and Memory Care		40	1	2%	41
CITYMD OF MANAHAWKIN		39	2	5%	41
UNIVERSITY OF WEST FLORIDA, THE		41			41
ADVENT HEALTH - LAKE WALES		29	12	29%	41
PHILLIPPE RIDGE		29	12	29%	41
BROOKDALE JENSEN BEACH□		38	2	5%	40
CAPITAL REGIONAL MEDICAL CENTER		2	38	95%	40
ROSECASTLE OF JACKSONVILLE LLC		39	1	3%	40
BAY REGIONAL URGENT CARE	1	21	18	45%	40
DOH-WEST PALM BEACH BRANCH LABORATORY		2	38	95%	40
LORI MCAULIFFE MD PA		30	10	25%	40
THOMAS INTERNAL MEDICINE		33	7	18%	40
FIRST CHOICE URGENT CARE		10	30	75%	40
WALGREENS #10373		39	1	3%	40
LEVY COUNTY DEPARTMENT OF HEALTH		29	11	28%	40

# COVID-19: testing by laboratory

Data through Jan 26, 2021 verified as of Jan 27, 2021 at 09:25 AM

Data in this report are provisional and subject to change.

The numbers in the table below represent the number of Florida and non-Florida residents for whom test results were received by the Department of Health. A person can be tested by more than one laboratory and can have both positive and negative results. **Therefore, the sum of the numbers in each column will be larger than the total number of people tested.**

Reporting lab	Inconclusive	Negative	Positive	Percent positive	Total
HOSPICE OF LAKE & SUMTER INC		40			40
NORTH FLORIDA PEDIATRICS		34	6	15%	40
PACIFICA SENIOR LIVING OCALA		35	5	13%	40
URGENT CARE & WELLNESS CENTER		10	30	75%	40
NEW YORK PRESBYTERIAN - QUEENS DIAGNOSTIC		39	1	3%	40
CAN COMMUNITY HEALTH		39	1	3%	40
PRIDE DIAGNOSTICS		24	16	40%	40
CLINICAL PATHOLOGY LABORATORIES, INC		40			40
MEDEX MEDICAL EXPRESS OF PALATKA LLC			39	100%	39
CEDAR CREEK AT KINGS BAY INC		39			39
WALGREENS 3145		36	3	8%	39
LIFESTREAM BEHAVIORIAL CENTER		22	17	44%	39
CLINICAL RESEARCH SEQUENCING PLATFORM		8	31	79%	39
NEXT MOLECULAR ANALYTICS		9	30	77%	39
PARTICLE THEORY LABS		36	3	8%	39
BAY COUNTY JAIL ANNEX		34	5	13%	39
LOURDES HOSPITAL INC		37	2	5%	39
ECOLAB GROUP		8	31	79%	39
ST PETERSBURG PEDIATRICS-MLK JUNIOR BLVD		34	5	13%	39
JUNIPER VILLAGE AT CAPE CORAL		34	5	13%	39
HOME CARE PHARMACY		39			39
ERDOX		37	2	5%	39
NIGHT LITE PEDIATRICS CENTER LLC		8	31	79%	39
GOLDEN POND COMMUNITIES		38			38
ADVENTIST HEALTH SYSTEM FLORIDA		26	12	32%	38
BOND CLINIC, PA		9	29	76%	38
PRACTICE MANAGEMENT OF AMERICA, INC.		7	31	82%	38
AUTUMN OF SARASOTA		12	26	68%	38
HOMEWOOD RESIDENCE AT FREEDOM PLAZA		37	1	3%	38
MISSION OAKS ASSISTED LIVING		36	2	5%	38
MOLECULAR DIAGNOSTICS		5	33	87%	38
CDR MAGUIRE INC	1	7	30	79%	38
FLORIDA DEPARTMENT OF HEALTH IN WALTON COUNTY		30	8	21%	38
BENTON HOUSE OF ST. JOHNS		36	2	5%	38
FLORIDA HEALTH CARE DELAND			38	100%	38
FLORIDA DEPARMENT OF HEALTH CLAY COUNTY		25	13	34%	38
CCRC @ SUNFLOWER LLC		35	3	8%	38
MICHAEL AKPEKE MD		29	9	24%	38
CENTRA CARE - LAKE NONA		3	35	92%	38
UNIVERSITY OF ALABAMA		35	3	8%	38
EC OPCO PENSACOLA, LLC		38			38
LONGLEAF DIAGNOSTIC LABORATORIES		10	28	74%	38
ONE MILO		37			37
THE COLLIER AT NAPLES		36	1	3%	37
PUTNAM COUNTY SHERIFFS OFFICE		32	5	14%	37
PONCE THERAPY CARE CENTER		34	3	8%	37
BOULEVARD REHABILITATION CENTER		24	13	35%	37



# COVID-19: testing by laboratory

Data through Jan 26, 2021 verified as of Jan 27, 2021 at 09:25 AM

Data in this report are provisional and subject to change.

The numbers in the table below represent the number of Florida and non-Florida residents for whom test results were received by the Department of Health. A person can be tested by more than one laboratory and can have both positive and negative results. **Therefore, the sum of the numbers in each column will be larger than the total number of people tested.**

Reporting lab	Inconclusive	Negative	Positive	Percent positive	Total
FELICIDAD MEDICAL CENTER			37	100%	37
PATHOGENIUS LABORATORIES		30	7	19%	37
FAST PACE MEDICAL CLINIC, PLLC		32	5	14%	37
PLAINVIEW URGENT CARE		35	2	5%	37
HR SARASOTA OPERATOR LLC		25	12	32%	37
FAMILY EXTENDED CARE OF SEBRING INC		35	2	5%	37
HOLZER HEALTH CENTER		5	32	86%	37
CVS		2	35	95%	37
MAUREEN OROURKE-FUTEY			37	100%	37
INN AT ASTON GARDENS AT PELICAN POINTE,THE		37			37
LINCOLN DIAGNOSTIC LAB		35	2	5%	37
MINUTE CLINIC INCORPORATE		30	6	17%	36
CENTRAL FLORIDA PEDIATRICS		13	23	64%	36
TAYLORVILLE FAMILY MEDICINE		29	7	19%	36
BVL/LITTLE ANGEL PEDIATRICS		36			36
DESOTO PALMS ALF		36			36
NORTHWELL HEALTH PLAINVIEW HOSPITAL LABORATORY		27	9	25%	36
University Hills health and Rehabilitation		27	9	25%	36
SPRING MANOR ASSISTED LIVING		36			36
UNIVERSTIY CENTER MEDICAL LLC DBA	1	32	3	8%	36
WATSON THERAPEUTICS INC		27	9	25%	36
BETHESDA HEALTH URGENT CARE			36	100%	36
P23 LABS		35			35
ADVENT HEALTH - FISH MEMORIAL		2	33	94%	35
NORTH CENTRAL BRONX HOSPITAL		34	1	3%	35
IMA MEDICAL GROUP POINCIANA		14	21	60%	35
PALM BAY HOSPITAL			35	100%	35
PERSONAL PEDIATRICS		31	4	11%	35
CITRUS COUNTY HEALTH DEPARTMENT		32	3	9%	35
UNION MEDICAL CARE PLLC		35			35
BRIDGEVIEW CENTER LLC		27	8	23%	35
IRL		4	31	89%	35
MARIANNA HEALTH AND REHABILITATION CENTER		34	1	3%	35
NEUROINTERNATIONAL SARASOTA		32	3	9%	35
HERNANDO ENDOSCOPY AND SURGERY CENTER		27	8	23%	35
BEEHIVE HOMES OF GULF BREEZE		19	16	46%	35
PANCARE HEALTH - FREEPORT CLINIC SUITE B		28	7	20%	35
MINUTECLINIC DIAGNOSTIC OF KANSAS, PA		30	5	14%	35
LINCOLN MEDICAL AND MENTAL HEALTH CENTER		33	2	6%	35
TERRACE AT HOBE SOUND, THE	1	31	3	9%	35
BAYSHORE PATHOLOGY CONSULTANTS PA		34	1	3%	35
WUESTHOFF MEMORIAL HOSPITAL			35	100%	35
REDI-MED WALK IN FAMILY CLINIC			34	100%	34
RASHDA ALBIBI M.D. P.A.		31	3	9%	34
TUSCAN GARDENS OF DELRAY BEACH MANAGEMENT COMPANY,		34			34
PARAMOUNT WALK-IN CLINIC		1	33	97%	34
DEVELOPMENTAL DISABILITIES DEFENDANT PROGRAM		32	2	6%	34

# COVID-19: testing by laboratory

Data through Jan 26, 2021 verified as of Jan 27, 2021 at 09:25 AM

Data in this report are provisional and subject to change.

The numbers in the table below represent the number of Florida and non-Florida residents for whom test results were received by the Department of Health. A person can be tested by more than one laboratory and can have both positive and negative results. **Therefore, the sum of the numbers in each column will be larger than the total number of people tested.**

Reporting lab	Inconclusive	Negative	Positive	Percent positive	Total
THE MERIDIAN AT BOCA RATON	1	33			34
EXPRESS DOCS LLC			34	100%	34
CSL PLASMA INC		7	27	79%	34
HAZELDEN FLORIDA		33	1	3%	34
COLLIER HMA PHYSICIAN MANAGEMENT LLC		26	8	24%	34
STAT ONE URGENT CARE CENTER		2	32	94%	34
SAN CARLOS PHARMACY		31	3	9%	34
CINNAMON COVE ALF		34			34
PREMIER COMMUNITY HEALTHCARE GROUP INC		33	1	3%	34
S-H THIRTY FIVE OPCO - LUTZ, LLC		32	1	3%	33
SURFSIDE URGENT CARE		21	12	36%	33
PHOSPHORUS DIAGNOSTICS		27	6	18%	33
AYERS NURSING AND REHABILITATION CENTER		33			33
ACCURATE DIAGNOSTIC LAB		32	1	3%	33
MORTON PLANT			33	100%	33
MANORCARE AT LELY PALMS		29	4	12%	33
University Hospital		28	5	15%	33
Kensington Gardens		33			33
PRMG - EAST NAPLES		23	10	30%	33
GREENRIDGE GROUP HOME	3	11	19	58%	33
ST. MARYS MEDICAL CENTER		1	32	97%	33
TOWERS HOME CARE☐		30	3	9%	33
KINDRED HOSPITAL CENTRAL TAMPA BLOOD GAS	1	30	2	6%	33
METRO KNOXVILLE HMA		25	8	24%	33
ERIC C MRSHAL, MD, PC #1842		31	2	6%	33
INNOVATION CLINICAL TRIALS, INC			33	100%	33
SANFORD MOBILE LAB PGA TOUR		32	1	3%	33
AHSE ROP		32	1	3%	33
WEST		20	13	39%	33
ISLAND URGENT CARE PLLC		33			33
MAINSTREET FAMILY URGENT CARE		1	32	97%	33
TOTAL CARE PLUS LLC			33	100%	33
325TH MEDICAL GROUP		33			33
BIOFIRE		7	26	79%	33
STETSON UNIVERSITY STUDENT HEALTH CENTER		3	30	91%	33
BOND CLINIC		3	30	91%	33
STEWARD MEDICAL GROUP, INC		21	12	36%	33
PARKSIDE HEALTH AND REHABILITATION CENTER			33	100%	33
JENNIFER J CHIAVETTA-GRLSANTI DC		24	9	27%	33
MEDCOMP SCIENCES			33	100%	33
VETERANS HOME			32	100%	32
JACKSON HEALTH SYSTEM		1	31	97%	32
S-H THIRTY FIVE OPCO - ORANGE CITY, LLC		23	9	28%	32
CALHOUN COUNTY HEALTH DEPT		12	20	63%	32
PATRICK MANOR INCORPORATED		32			32
BARNETT PARK☐			32	100%	32
HOLY NAME HOSPITAL LABORATORY		31	1	3%	32

# COVID-19: testing by laboratory

Data through Jan 26, 2021 verified as of Jan 27, 2021 at 09:25 AM

Data in this report are provisional and subject to change.

The numbers in the table below represent the number of Florida and non-Florida residents for whom test results were received by the Department of Health. A person can be tested by more than one laboratory and can have both positive and negative results. **Therefore, the sum of the numbers in each column will be larger than the total number of people tested.**

Reporting lab	Inconclusive	Negative	Positive	Percent positive	Total
SAFARI PEDIATRICS PA		31	1	3%	32
LONG ISLAND JEWISH MED CTR		29	3	9%	32
BELVEDERE COMMONS OF SUN CITY CENTER□		32			32
IPSUM DIAGNOSTICS		3	29	91%	32
WESTMINSTER ST AUGUSTINE		32			32
ANDALUSIA HEALTH		16	16	50%	32
POARCH BANC CREEK INDIANS TRIBAL HEALTH DEPARTMENT			32	100%	32
VETERAN AFFAIRS MEDICAL CENTER - JAMES J PETERS		30	2	6%	32
Gabisa Medical LLC		32			32
MINUTECLINIC DIAGNOSTIC OF RHODE ISLAND, LLC #1544		31	1	3%	32
NIGHT LITE PEDIATRICS URGENT CARE CENTER			32	100%	32
OPIS COQUINA CENTER		32			32
PECONIC BAY MEDICAL CENTER LABORATORY		24	8	25%	32
Heartland Health Care Center North Sarasota		18	14	44%	32
VILLAGE ON THE ISLE□		27	5	16%	32
PHYSICIAN ASSOCIATES LLC		26	6	19%	32
ST AUGUSTINE PEDIATRIC ASSOC		30	2	6%	32
DISCOVERY COMMONS AT BRADENTON		31			31
TRADITIONAL HOME CARE INC		30	1	3%	31
MOBILE MEDICAL ASSOCIATES PL		9	22	71%	31
REGENCY PARK ASSISTED LIVING FACILITY		29	2	6%	31
LabCorp L#09258130 M#09258125		12	19	61%	31
NICEVILLE URGENT CARE		2	29	94%	31
AVALON PARK RETIREMENT RESIDENCE		30	1	3%	31
SOS MOBILE MEDICAL CARE LLC		26	5	16%	31
COLLIER ANESTHESIA PAIN LLC		31			31
SOUTHERN LABORATORY		6	25	81%	31
MENORAH HOUSE		30	1	3%	31
HIGHLANDS LAKE CENTER		27	3	10%	30
BROOKDALE CANOPY OAKS			30	100%	30
CALADIUM PEDIATRICS		28	2	7%	30
WAVE CREST HEALTH AND REHABILITATION CENTER		30			30
BAHIA OAKS LODGE		28	2	7%	30
PENSACOLA DEVELOPMENTAL CENTER		14	16	53%	30
CDR MAGUIRE - MIAMI BEACH CC MISSION 17388		2	28	93%	30
AMEERAH LABS			30	100%	30
THE TERRACE AT IVY ACRES ALF		11	19	63%	30
CLINCLOUD, LLC			30	100%	30
SOLARIS SENIOR LIVING OF MERRITT ISLAND		30			30
HERITAGE WATERSIDE		27	3	10%	30
LAKELAND REGIONAL HEALTH GATEWAY CENTER		7	23	77%	30
LABCORP BURLINGTON		10	20	67%	30
SOUTHSIDE HOSPITAL NORTHWELL HEALTH LABORATORY		27	3	10%	30
Okeechobee Health Care Facility		16	14	47%	30
ADVENT HEALTH PRIMARY CARE PLUS, WINTER GARDEN		26	4	13%	30
WESTWOOD NURSING AND REHABILITATION		28	2	7%	30
ROYAL CARE OF AVON PARK		27	3	10%	30

# COVID-19: testing by laboratory

Data through Jan 26, 2021 verified as of Jan 27, 2021 at 09:25 AM

Data in this report are provisional and subject to change.

The numbers in the table below represent the number of Florida and non-Florida residents for whom test results were received by the Department of Health. A person can be tested by more than one laboratory and can have both positive and negative results. **Therefore, the sum of the numbers in each column will be larger than the total number of people tested.**

Reporting lab	Inconclusive	Negative	Positive	Percent positive	Total
FLORIDA DEPARTMENT OF HEALTH IN MONROE COUNTY		26	3	10%	29
NURSES HELPING HANDS INC ALF		29			29
UNIV OF ROCHESTER-STRONG MEMORIAL HOSP		28	1	3%	29
PORT SAINT JOHN FAMILY PRACTICE		18	11	38%	29
Consulate Health Care of Orange Park		27	2	7%	29
UNION MEDICAL CARE		29			29
EVERLYWELL		16	13	45%	29
INSTITUTE OF PATHOLOGY KINGS COUNTY		29			29
PALM GARDEN OF JACKSONVILLE		27	2	7%	29
COMPREHENSIVE CHILDCARE		23	6	21%	29
CAMPBELL URGENT CARE			29	100%	29
MIDDLETOWN MEDICAL P C		20	9	31%	29
BETHUNE-COOKMAN UNIVERSITY		11	18	62%	29
MINUTE CLINIC LLC #2216		27	2	7%	29
GRAMERCY PARK URGENT CARE		28	1	3%	29
PRO HEALTH HARMONY		29			29
P4CLINICAL	3	2	24	83%	29
SUNTREE INTERNAL MEDICINE		29			29
AEGIS MEDICAL GROUP		20	9	31%	29
NORTH CAROLINA DEPARTMENT OF HEALTH & HUMAN SERVICES			29	100%	29
SOUTH LAKE PEDIATRICS		27	2	7%	29
NEMOURS CHILDRENS CLINIC		22	7	24%	29
MICHIGAN DEPARTMENT OF HEALTH AND HUMAN SERVICES			28	100%	28
RENAISSANCE AT THE TERRACES		27	1	4%	28
LUTHERAN HAVEN EXTENDED CONGREGATE CAR		28			28
PREMISE HEALTH MIA			28	100%	28
PANCARE HEALTH - BAY COUNTY - YOUNGSTOWN		25	3	11%	28
CONNECTICUT DEPARTMENT OF HEALTH		22	6	21%	28
EDEN AT CRESTVIEW		12	16	57%	28
LAKELAND NURSING AND REHABILITATION CENTER			28	100%	28
BONIFAY NURSING AND REHAB CENTER			28	100%	28
MAKO MEDICAL		16	12	43%	28
PORT ST LUCIE HOSPITAL		25	3	11%	28
CROSSROADS URGENT CARE		17	11	39%	28
CDC		17	11	39%	28
RENAISSANCE SENIOR LIVING	1	27			28
ACTIVE SENIOR LIVING		26	2	7%	28
HEALTH FIRST - VIERA HOSPITAL		1	27	96%	28
COMMUNITY MEDICAL CARE CENTER INC			28	100%	28
WALK IN MEDICAL URGENT CARE		28			28
BROOKDALE PHILLIPPI CREEK			27	100%	27
Cleveland Clinic Laboratories		4	23	85%	27
SUNCOAST LABS			27	100%	27
UNIVERSITY MEDICAL CTR OF PRINCETON AT		25	2	7%	27
PEDIATRIC ASSOCIATES AT ARGYLE PA		26	1	4%	27
RIVERHEAD URGENT CARE		26	1	4%	27
HARMONY HEALTH OPCO, LLC		15	12	44%	27

# COVID-19: testing by laboratory

Data through Jan 26, 2021 verified as of Jan 27, 2021 at 09:25 AM

Data in this report are provisional and subject to change.

The numbers in the table below represent the number of Florida and non-Florida residents for whom test results were received by the Department of Health. A person can be tested by more than one laboratory and can have both positive and negative results. **Therefore, the sum of the numbers in each column will be larger than the total number of people tested.**

Reporting lab	Inconclusive	Negative	Positive	Percent positive	Total
SPANISH RIVER HIGH SCHOOL ESE		23	4	15%	27
MINUTECLINIC DIAGNOSTIC OF NEW JERSEY		22	5	19%	27
PANCARE HEALTH - BONIFAY K-8			27	100%	27
SANTA BARBARA CARE CENTER		17	10	37%	27
RAPID RELIABLE TESTING NY LLC		23	4	15%	27
EXPRESS CARE OF BELLEVIEW		27			27
UCLA HEALTHCARE CLINICAL LABS		23	4	15%	27
MICHAEL J D'AMBROSE MD PA		25	2	7%	27
OAKTREE HEALTHCARE			27	100%	27
MORTON PLANT HOSPITAL NURSING			27	100%	27
HARBORCHASE OF WELLINGTON CROSSING		24	2	8%	26
DUVAL PHARMACY		21	5	19%	26
ALABAMA CLINICS		13	13	50%	26
PULMONARY SPECIALISTS OF THE PALM BEACHES		16	10	38%	26
LOT HEALTH SERVICES	1	25			26
NORTH FLORIDA / SOUTH GEORGIA VETERANS HEALTH SYSTEM			26	100%	26
FLAGLER HOSPITAL INC	2		24	92%	26
TGH URGENT CARE - RIVERVIEW			26	100%	26
FHMG - FLORIDA HOSPITAL MEDICAL GROUP		21	5	19%	26
WEST BROWARD CARE CENTER		24	2	8%	26
MONCRIEF ARMY HEALTH CLINIC			26	100%	26
PALM BEACH COUNTY FIRE RESCUE		24	2	8%	26
WELLMED AT NEW TAMPA		20	6	23%	26
JAMAICA HOSPITAL MEDICAL CENTER		24	2	8%	26
NATIONAL MENTOR HEALTHCARE LLC			26	100%	26
EASYCARE WALK-IN CLINIC		11	15	58%	26
PROFESSIONAL PEDIATRICS		24	2	8%	26
COLORADO DEPARTMENT OF HEALTH LABORATORY SERVICES DIVISION			26	100%	26
KEY PRIMARY CARE			26	100%	26
LOOP PEDIATRICS		22	4	15%	26
EASTERN SHORE URGENT CARE		17	9	35%	26
WASHINGTON COUNTY HEALTH DEPARTMENT		14	12	46%	26
THE MINIER URGENT CARE		20	6	23%	26
ADVENT HEALTH PARTIN SETTLEMENT HEALTH PARK		18	8	31%	26
LAKE MARY - STIRLING CENTER SUITE 202			26	100%	26
ROYAL PALM SENIOR RESIDENCE		26			26
STATEN ISLAND UNIVERSITY HOSPITAL-POUCH		26			26
BRANDON COMMUNITY HEALTH CENTER		18	8	31%	26
NIGHT LITE PEDIATRIC CENTER		10	16	62%	26
WOMENS CARE FLORIDA LABORATORY		25			25
FEDERAL PRISON CAMP PENSACOLA			25	100%	25
VETERANS AFFAIRS MEDICAL CENTER - NEW YORK HARBOR		24	1	4%	25
BULLS HEAD URGENT CARE		25			25
EAST HILL MEDICAL GROUP		17	8	32%	25
Lanier Rehab			25	100%	25
BOCA BIOLISTIC REFERENCE LAB			25	100%	25
RJ LEE GROUP	1	23	1	4%	25



# COVID-19: testing by laboratory

Data through Jan 26, 2021 verified as of Jan 27, 2021 at 09:25 AM

Data in this report are provisional and subject to change.

The numbers in the table below represent the number of Florida and non-Florida residents for whom test results were received by the Department of Health. A person can be tested by more than one laboratory and can have both positive and negative results. **Therefore, the sum of the numbers in each column will be larger than the total number of people tested.**

Reporting lab	Inconclusive	Negative	Positive	Percent positive	Total
FAMILY CARE PARTNERS		15	10	40%	25
UNIPATH		18	7	28%	25
PREMIER URGENT CARE CENTER LLC			25	100%	25
INTERCOASTAL MEDICAL GROUP			25	100%	25
WEINBERG VILLAGE		24	1	4%	25
PERDIDO URGENT CARE		1	24	96%	25
COUNTY OF LOS ANGELES			25	100%	25
ARCPOINT LABS OF FORT LAUDERDALE		25			25
LABORATORY ALLIANCE OF CENTRAL NEW YORK		24	1	4%	25
ADVENT HEALTH - LAKE MARY PEDIATRICS		16	9	36%	25
ST. CLOUD HOSPITAL		20	5	20%	25
FAMILY EXTENDED CARE OF PUNTA GORDA		25			25
SANITAS		4	21	84%	25
TALLAHASSEE DEVELOPMENTAL CENTER☐		24	1	4%	25
URGENT FAMILY CARE INC		22	3	12%	25
SUWANNEE COUNTY SHERIFF OFFICE		22	3	12%	25
ST PETER'S BENDER LABORATORY		25			25
THE WATERMARK AT VISTAWILLA		25			25
URGENT CARE CENTER			25	100%	25
SYNIVERSE WELLNESS CENTER		21	4	16%	25
VILLAGES REHABILITATION AND NURSING CENTER		24			24
VASSAR BROTHERS MEDICAL CENTER LABORATORY		23	1	4%	24
ST JOHNS COUNTY DETENTION CENTER		24			24
THE CHAPPEL GROUP RESEARCH		24			24
JOHN KNOX VILLAGE OF CENTRAL FLORIDA		20	4	17%	24
FLORIDA ATLANTIC UNIVERSITY		21	3	13%	24
MINUTE CLINIC, LLC DBA MINUTECLINIC #4505		23	1	4%	24
ARUP LABORATORIES, INC		22	2	8%	24
MIAMI CLINICAL RESEARCH CORP			24	100%	24
NCHD		10	14	58%	24
WIREGRASS CLINIC LLC		19	5	21%	24
MINUTECLINIC DIAGNOSTIC OF RHODE ISLAND, LLC #212		24			24
UR CARE FAMILY AND SPORTS MEDICINE			24	100%	24
HERITAGE OAKS ASSISTED LIVING & MEMORY CARE		20	4	17%	24
JOHNS HOPKINS ALL CHILDREN'S HOSPITAL			24	100%	24
WESTMINSTER WOODS ON JULINGTON CREEK		22	2	8%	24
MADWAR		19	5	21%	24
FAMILY CARE PARTNERS URGENT CARE LLC		18	6	25%	24
ABL MEDICAL CARE LLC			24	100%	24
WARDE MEDICAL LABORATORY		17	7	29%	24
ASHTON PLACE	3	17	4	17%	24
MADISON COUNTY MEMORIAL HOSPITAL LABORATORY		14	10	42%	24
PHYSICIANS PRIMARY CARE OF SW FLORIDA PL		24			24
COURTYARDS OF ORLANDO		24			24
GARDENS HEALTH NH LLC		24			24
FAST PACE MEDICAL CLINIC		22	2	8%	24
ATRIA AT ST JOSEPHS		24			24

# COVID-19: testing by laboratory

Data through Jan 26, 2021 verified as of Jan 27, 2021 at 09:25 AM

Data in this report are provisional and subject to change.

The numbers in the table below represent the number of Florida and non-Florida residents for whom test results were received by the Department of Health. A person can be tested by more than one laboratory and can have both positive and negative results. **Therefore, the sum of the numbers in each column will be larger than the total number of people tested.**

Reporting lab	Inconclusive	Negative	Positive	Percent positive	Total
WESTPAC LABS		1	23	96%	24
TARPON BAYOU CENTER			24	100%	24
LABORATORY DYNAMICS		20	4	17%	24
REGENCY OAKS HEALTH CENTER		22	2	8%	24
GULFSIDE HOSPICE INC		21	3	13%	24
THE COMMONWEALTH OF MASSACHUSETTS			24	100%	24
HENNEPIN COUNTY MEDICAL CENTER (HCMC)		13	11	46%	24
SENIOR HEALTH OF WINTER PARK DUNDEE		24			24
STEWART MELBOURNE HOSPITAL			24	100%	24
AVENTIS BIO-SERVICES CTL		24			24
WELLNOW URGENT CARE		23	1	4%	24
CARE 4 U MANAGEMENT, INC			23	100%	23
UNION CHD		21	2	9%	23
COLONY CARE CENTER		14	9	39%	23
CHIPOLA MEDICAL ASSOCIATES		4	19	83%	23
EMERGENCY PHYSICIANS MEDICAL CENTER LLC		11	12	52%	23
ALAN A SMITH MD LLC		22	1	4%	23
Jupiter Medical Center Pavilion		22	1	4%	23
PENSACOLA PEDIATRICS - PACE		16	7	30%	23
ORANGE PARK PEDIATRICS		18	5	22%	23
PINELLAS INTERNAL MEDICINE ASSOCIATES		22	1	4%	23
NOBLE SENIOR LIVING		3	20	87%	23
MED PLUS FLORENCE		19	4	17%	23
WEST VOLUSIA FAMILY AND SPORTS MEDICINE		23			23
MONTEFIORE NEW ROCHELLE HOSPITAL		22	1	4%	23
UF HEALTH NORTH JACKSONVILLE			23	100%	23
CHILDREN'S MEDICAL CENTER			23	100%	23
PARK WEST MEDICAL CENTER		22	1	4%	23
ADVENTHEALTH MEDICAL GROUP FAMILY MEDICINE		22	1	4%	23
GASTROENTEROLOGY ASSOCIATES OF PENSACOLA PA		20	3	13%	23
FLORIDA PEDIATRIC GROUP PA		19	4	17%	23
NEW JERSEY		22	1	4%	23
STATE LAB		2	21	91%	23
METROPOLITAN HOSPITAL CENTER		21	2	9%	23
ATRIA PARK OF LAKE FOREST (WG HERITAGE LF LLC)		22	1	4%	23
EGL GENETIC DIAGNOSTICS		1	22	96%	23
PATHWAY PHARMACY		12	11	48%	23
SUMTER PEDIATRICS		21	2	9%	23
ADVANCED URGENT CARE		12	11	48%	23
SILVER LAKE PEDIATRICS PA		20	3	13%	23
UNIVERSITY HILLS HEALTH AND REHABILITATION CENTER		18	5	22%	23
SUNQUEST		3	20	87%	23
ISLAND COAST PEDIATRICS PA		22	1	4%	23
MADISON COUNTY MEMORIAL HOSP		12	11	48%	23
WUESTHOFF MEDICAL CENTER-MELBOURNE			23	100%	23
NORTH FLORIDA PEDIATRICS - JACKSONVILLE		21	2	9%	23
WEISS PEDIATRIC CARE LLC		16	7	30%	23

# COVID-19: testing by laboratory

Data through Jan 26, 2021 verified as of Jan 27, 2021 at 09:25 AM

Data in this report are provisional and subject to change.

The numbers in the table below represent the number of Florida and non-Florida residents for whom test results were received by the Department of Health. A person can be tested by more than one laboratory and can have both positive and negative results. **Therefore, the sum of the numbers in each column will be larger than the total number of people tested.**

Reporting lab	Inconclusive	Negative	Positive	Percent positive	Total
FIRST CHOICE PEDIATRICS LOOP		20	2	9%	22
HEALTHPARK MEDICAL CENTER ABG LAB		21	1	5%	22
ELAN SPANISH SPRINGS		4	18	82%	22
EPIC REFERENCE LABS INC			22	100%	22
TEN HEALTHCARE		6	16	73%	22
KEY WEST MEDICAL CENTER	1	20	1	5%	22
DIACARTA INC.		22			22
FLORIDA PEDIATRICS		6	16	73%	22
BROOKDALE UNIVERSITY HOSPITAL		21	1	5%	22
FORT CAROLINE GARDENS, INC		20	2	9%	22
URGENT CARE USA			22	100%	22
MOBILE DIVISION LABORATORY		7	15	68%	22
MY HEALTHY BLUEPRINT BY BAPTIST HEALTH CARE		17	5	23%	22
LYSTER ACH FT RUCKER AL		19	3	14%	22
AMMON ANALYTICAL LABORATORIES		19	3	14%	22
APOLLO SURGERY CENTER		20	2	9%	22
EBEIDS MD PEDIATRICS		19	3	14%	22
MARION PEDIATRICS PA		17	5	23%	22
SARASOTA MEMORIAL NURSING & REHABILITATION CTR		22			22
SUMMIT MEDICAL GROUP - 75 E NORTHFIELD		20	2	9%	22
MILLENNIA ADVANCED SCIENTIFIC LLC			22	100%	22
STEWART MEDICAL GROUP INC			22	100%	22
GOOD SAMARITAN HOSPITAL LABORATORY		19	3	14%	22
BRP SH OPCO LLC		22			22
MAYO CLINIC JACKSONVILLE		1	21	95%	22
FINLAY C. LABORATORY		3	19	86%	22
LAKEVIEW HEALTH CARE SYSTEMS		8	14	64%	22
HUNT CLUB PEDIATRIC ASSOCIATES LLC		19	3	14%	22
VIKOR SCIENTITIC			22	100%	22
SEAGRASS VILLAGE			22	100%	22
WELL-BEING MEDICAL CENTER PLLC		20	2	9%	22
LAKELAND REGIONAL HEALTH PABLO		21	1	5%	22
COASTAL SKIN SURGERY AND DERMATOLOGY		15	7	32%	22
BROWARD HEALTH IMPERIAL POINT NURSING			22	100%	22
MERCY MEDICAL URGENT CARE CENTER INC		3	19	86%	22
RESIDENCE AT BAY VUE		21	1	5%	22
ROCKLEDEGE REGIONAL MEDICAL CENTER		17	5	23%	22
WG EVERGREEN WOODS SH LLC		21			21
PRIME CARE ONE LLC/HARBORCHASE OF VENICE			21	100%	21
TAMPA BAY CONCIERGE DOCTOR, LLC		20	1	5%	21
ARDEN COURTS OF WINTER SPRINGS		18	3	14%	21
DCH REGIONAL MEDICAL CENTER LABORATORY		20	1	5%	21
TIFFANY LAKE CARE CENTERS INC		21			21
BROOKWOOD BAPTIST MEDICAL CENTER		20	1	5%	21
ARTHREX MEDICAL CENTER		10	11	52%	21
MINUTECLINIC, LLC #08366		16	5	24%	21
BAPTIST PRIMARY BLACK CREEK SOUTH			21	100%	21

# COVID-19: testing by laboratory

Data through Jan 26, 2021 verified as of Jan 27, 2021 at 09:25 AM

Data in this report are provisional and subject to change.

The numbers in the table below represent the number of Florida and non-Florida residents for whom test results were received by the Department of Health. A person can be tested by more than one laboratory and can have both positive and negative results. **Therefore, the sum of the numbers in each column will be larger than the total number of people tested.**

Reporting lab	Inconclusive	Negative	Positive	Percent positive	Total
CENTRAL FLORIDA HEALTH CARE INC		2	19	90%	21
LONG TERM CARE OF JAY, LLC			21	100%	21
CLINICAL PATHOLOGY LABORATORIES SOUTHEAST			21	100%	21
MINUTECLINIC DIAGNOSTIC OF NORTH CAROLINA		21			21
INTERNATIONAL MEDICAL LABORATORY INC		21			21
AMERICAN ESOTERIC LABORATORIES		6	15	71%	21
UPMC CHAUTAUQUA AT WCA LABORATORY		20	1	5%	21
MINUTE CLINIC DIAGNOSTIC OF SC, LLC #75		20	1	5%	21
ST JUDE CHILDRENS RESEARCH HOSPITAL		21			21
PULSE MEDICAL GROUP INC			21	100%	21
SUNSHINE ASSISTED LIVING		21			21
SOUTHEASTERN OUTPATIENT SURGERY CENTER		20	1	5%	21
PALMETTO PEDIATRICS			21	100%	21
GREEN GABLES ASSISTED LIVING FACILITY		21			21
THE TRADITION OF THE PALM BEACHES		20	1	5%	21
PHYSICIANS CARE		18	3	14%	21
MD BEAUTY LABS, PA		20	1	5%	21
ROCKLEDGE FAMILY HEALTH			21	100%	21
NAPHCARE, INC.		11	10	48%	21
Summit Medical Group Westfield Lab		18	3	14%	21
ENCOMPASS HEALTH REHABILITATION HOSPITAL OF LARGO		19	2	10%	21
PHYSICIANS STAT		2	19	90%	21
PATHGROUP			21	100%	21
VIRTUA		17	4	19%	21
LAKE PLACID HEALTH AND REHABILITATION			20	100%	20
ACCESS 365 URGENT CARE		7	13	65%	20
GLEN COVE HOSPITAL		20			20
PONCE PLAZA NURSING & REHAB CENTER		4	16	80%	20
CARESPOT		1	19	95%	20
OAKMONTE VILLAGE		19	1	5%	20
PINES NURSING HOME		19	1	5%	20
MID FLORIDA PATHOLOGY LLC		19	1	5%	20
HEALTHY MINORS, LLC.		20			20
HENDRY REGIONAL CORPORATE HEALTH			20	100%	20
CARESPOT OF NOCATEE		1	19	95%	20
CARENOW - DOWNTOWN NORTH GULCH		20			20
ADVENT HEALTH EXPRESS		9	11	55%	20
NOVANT HEALTH		15	5	25%	20
CONNECTDX		5	15	75%	20
POINT OF CARE CLINICS PRIMARY CARE		20			20
LIFE CARE CENTER OF JACKSONVILLE			20	100%	20
81ST MEDICAL GROUP			20	100%	20
ENGLEWOOD HOSPITAL AND MEDICAL CENTER		16	4	20%	20
APOLLO HEALTH & REHABILITATION		15	5	25%	20
ATLAN		18	2	10%	20
CVS MINUTE CLINIC		1	19	95%	20
CL BRUMBACK PRIMARY CARE CLINIC LANTANA		2	18	90%	20

# COVID-19: testing by laboratory

Data through Jan 26, 2021 verified as of Jan 27, 2021 at 09:25 AM

Data in this report are provisional and subject to change.

The numbers in the table below represent the number of Florida and non-Florida residents for whom test results were received by the Department of Health. A person can be tested by more than one laboratory and can have both positive and negative results. **Therefore, the sum of the numbers in each column will be larger than the total number of people tested.**

Reporting lab	Inconclusive	Negative	Positive	Percent positive	Total
HOLMES COUNTY HEALTH DEPARTMENT		13	7	35%	20
MARYLAND DEPARTMENT OF HEALTH			20	100%	20
FLORIDA HOSPITAL LABS		11	9	45%	20
BETHESDA HEALTH PHYSICIAN GROUP INC			20	100%	20
ESTATES MEDICAL CENTER		12	8	40%	20
LAKE WORTH MANOR		19	1	5%	20
IMA MEDICAL CENTER		9	11	55%	20
OLIVE BRANCH HEALTH AND REHABILITATION CENTER			20	100%	20
Wiregrass Rehabilitation Center and Nursing Home		20			20
REDITUS LABORATORIES			20	100%	20
BAY PEDIATRICS PA		18	2	10%	20
SOUTHCOR LABORATORY		2	18	90%	20
PALMS MEDICAL GROUP - LAKE CITY WEST		3	17	85%	20
TGH MEDICAL GROUP LABORATORY CARROLLWOOD			20	100%	20
LONG TERM CARE OF GULF BREEZE LLC		17	3	15%	20
CANTON-POTSDAM HOSPITAL LABORATORY		20			20
Bon Secours Maria Manor		15	5	25%	20
GERALD J KIVETT MD		18	2	10%	20
BEST MEDICAL CENTER		11	9	45%	20
Baldwin Pediatrix		18	2	10%	20
BIG BEND CARES, INC		17	3	15%	20
MEDICAL EXPRESS CORP		18	2	10%	20
FORT SANDERS REGIONAL LABORATORY		19			19
MED HEALTH SERVICES		18	1	5%	19
WAKULLA COUNTY HEALTH DEPARTMENT		5	14	74%	19
LONG BEACH URGENT CARE		19			19
HEALTH MED CENTERS		19			19
HARBOUR ISLAND PEDIATRICS		12	7	37%	19
ASSISTED LIVING OF BROWARD		19			19
ADVENTHEALTH MEDICAL GROUP FAMILY & INTERNAL		9	10	53%	19
CAPE CORAL HOSPITAL ABG LABORATORY		10	9	47%	19
MARTHA'S HOUSE & ASSISTED LIVING FACILITY		19			19
JEFFERSON K-12, A SOMERSET SCHOOL- CLINIC		16	3	16%	19
MEDEXPRESS - BLOOMIN BRANDS		4	15	79%	19
INTEGRATED REGIONAL LABORATORIES - LARGO			19	100%	19
UNIV OF NORTH ALABAMA HEALTH CENTER		18	1	5%	19
GROWING TOGETHER PEDIATRICS, LLC		15	4	21%	19
NO NAME		8	11	58%	19
STUART REHABILITATION AND HEALTHCARE		5	14	74%	19
BAY STREET PHARMACY		18	1	5%	19
WG BAYPOINT VILLAGE SH LLC		19			19
CERON PEDIATRICS & INTEGRATIVE MEDICIN		19			19
Kindred Hospital South Florida Hollywood SNU		18	1	5%	19
MEDEXPRESS URGENT CARE - BLOOMINGTON		16	3	16%	19
SHORE MEMORIAL HOSPITAL		16	3	16%	19
MIGUEL E TREVINO MD PA		16	3	16%	19
LAB INTERMARKET FACILITY LAB		1	18	95%	19



# COVID-19: testing by laboratory

Data through Jan 26, 2021 verified as of Jan 27, 2021 at 09:25 AM

Data in this report are provisional and subject to change.

The numbers in the table below represent the number of Florida and non-Florida residents for whom test results were received by the Department of Health. A person can be tested by more than one laboratory and can have both positive and negative results. **Therefore, the sum of the numbers in each column will be larger than the total number of people tested.**

Reporting lab	Inconclusive	Negative	Positive	Percent positive	Total
MAGNOLIA PEDIATRICS		2	17	89%	19
TOTAL ACCESS URGENT CARE			19	100%	19
NANO HEALTH ASSOCIATES LLC		19			19
ESOTERIX GENETIC LABORATORIES		16	3	16%	19
STONE WASH CLINICAL LABORATORIES		2	17	89%	19
PRIMECARE OF DOTHAN-DALEVILLE CLINIC		14	5	26%	19
MINUTECLINIC DIAGNOSTIC OF MICHIGAN		17	2	11%	19
OHIO CVS STORES, LLC DBA		17	2	11%	19
BROOKDALE MANDARIN CENTRAL		6	13	68%	19
SEVEN RIVERS REGIONAL MEDICAL CENTER		5	14	74%	19
FLORIDA COMMUNITY HEALTH CENTER OF ST. LUCIE		1	18	95%	19
HUNTINGTON STATION URGENT CARE		18	1	5%	19
BAYVIEW MEDICAL		19			19
ROSLYN URGENT CARE		18			18
Sovereign Laboratory Services, LLC		16	2	11%	18
AURORA DIAGNOSTICS		6	12	67%	18
GOOD SAMARITAN SOCIETY OF DAYTONA		16	2	11%	18
ALWAYS BEST CARE SENIOR SERVICES		16	2	11%	18
DEPT OF VA MEDICAL CENTER - BAY PINES			18	100%	18
UM MILLER SCHOOL OF MEDICINE			18	100%	18
XPRESS WELLNESS URGENT CARE			18	100%	18
CCS - BROWARD COUNTY JAIL		18			18
AESTHETIC ENHANCEMENTS		18			18
MOORINGS PARK OAKSTONE AT GREY OAKS		17	1	6%	18
TOTAL RENAL LABORATORIES INC		13	5	28%	18
PROFESSIONAL PARK PEDIATRICS PA			18	100%	18
TPCA CLINICAL LABORATORIES		15	3	17%	18
ISLAND LAKE CENTER		4	14	78%	18
Salerno Bay Health & Rehabilitation Center		13	5	28%	18
BUREAU OF PUBLIC HEALTH	1	1	16	89%	18
HALIFAX HEALTH URGENT CARE		3	15	83%	18
MARION COUNTY HEALTH DEPARTMENT		17	1	6%	18
HARTFORD HOSPITAL ANCILLARY LAB		17	1	6%	18
FAMILY CARE CYPRESS CREEK		1	17	94%	18
MADISON CORE LABORATORIES		17	1	6%	18
NOMI HEALTH LAB SERVICES LLC			18	100%	18
ROADS PEDIATRICS,LLC		16	2	11%	18
RESIDENTIAL PLAZA AT BLUE LAGOON INC		16	2	11%	18
CARDIOLOGY AND MEDICINE ASSOCIATES INC		18			18
VIP WALK IN CLINIC		10	8	44%	18
M&V SAN JOSE MEDICAL CENTER			18	100%	18
DALE MEDICAL CENTER		13	5	28%	18
CLERMONT ADVENTHEALTH CENTRA CARE			18	100%	18
BOZEMAN HEALTH DEACONESS HOSPITAL		13	5	28%	18
MARQUES PEDIATRICS			18	100%	18
MORNINGSIDE MANOR & VILLA ADULT CARE C		18			18
COLORADO DEPARTMENT OF PUBLIC HEALTH AND ENVIRONMENT			18	100%	18

# COVID-19: testing by laboratory

Data through Jan 26, 2021 verified as of Jan 27, 2021 at 09:25 AM

Data in this report are provisional and subject to change.

The numbers in the table below represent the number of Florida and non-Florida residents for whom test results were received by the Department of Health. A person can be tested by more than one laboratory and can have both positive and negative results. **Therefore, the sum of the numbers in each column will be larger than the total number of people tested.**

Reporting lab	Inconclusive	Negative	Positive	Percent positive	Total
TIMBERLANE LODGE ALF	1	10	7	39%	18
Clearwater Center		8	10	56%	18
DAVID LAWRENCE CENTER		15	3	17%	18
THE LODGE AND REHABILITATION CENTER		8	10	56%	18
HOWARD BEACH URGENT CARE		18			18
LAKE COUNTY SCHOOLS EMPLOYEE HEALTH CENTER		11	7	39%	18
GENERAL INTERNAL MEDICINE MEDICAL CTR CLINIC		13	5	28%	18
ATRIA SAN PABLO		16	2	11%	18
JACKSON NORTH MEDICAL CENTER		2	16	89%	18
NORTH PINELLAS CHILDRENS MEDICAL CENTER			18	100%	18
ASURANCE SCIENTIFIC LABORATORIES		18			18
WALGREENS COVID-19		14	4	22%	18
MARATHON HEALTH FOR LIFE		16	2	11%	18
COMPLETE HOME CARE OF THE PALM BEACHES LLC		17	1	6%	18
HOLIDAY MEDICAL ASSOCIATES		1	16	94%	17
KIVA AT CANTERBURY			17	100%	17
MARCO DRUGS AND COMPOUNDING		13	4	24%	17
JUPITER MEDICAL CENTER			17	100%	17
THE CANOPY AT HARPER LAKE	1		16	94%	17
UVMCMC MICROBIOLOGY		16	1	6%	17
MD NOW MEDICAL CENTERS INC			17	100%	17
COOPER HEALTHCARE		17			17
BRIDGEWAY HEALTH CLINICS INC			17	100%	17
CVS MINUTE CLINIC DIAGNOSTIC OF NORTH CAROL		13	4	24%	17
BRADFORD COUNTY HEALTH DEPARTMENT		17			17
URGENT CARE WEST CLINIC		14	3	18%	17
ROYAL PALM MEDICAL GROUP, INC		17			17
TENNESSEE DEPARTMENT OF HEALTH		13	4	24%	17
ADIRONDACK MEDICAL CENTER		17			17
CONSOLIDATED LAB SERVICES		8	9	53%	17
ADVENT HEALTH MEDICAL GROUP- FAMILY MEDICINE AT DR. PHILIPS		12	5	29%	17
ROCKLAND URGENT CARE FAMILY HEALTH NP		17			17
MICHELLE S PAGE MD PA		17			17
ERIC C MARSHAL MD, PC DBA MINUTECLINIC		16	1	6%	17
BAY BREEZE HEALTH AND REHABILITATION CENTER		9	8	47%	17
JESSIE TRICE COMMUNITY HEALTH SYSTEM, INC		1	16	94%	17
ASCENSION ST VINCENT'S PRIMARY CARE			17	100%	17
MINUTE CLINIC DIAGNOSTIC OF VIRGINIA		13	4	24%	17
BIOREFERENCE LABORATORIES INC		3	14	82%	17
RAINBOW PEDIATRICS		1	16	94%	17
FAMILY AND INTERNAL MEDICINE AT AVALON PARK		14	3	18%	17
COMMONWEALTH OF MASSACHUSETTS			17	100%	17
COAST MED URGENT CARE		16	1	6%	17
WINTER PARK FAMILY PRACTICE LLC		17			17
NEW YORK PRESBYTERIAN - ALLEN HOSPITAL		17			17
FUNGAL REFERENCE LABORATORY		12	5	29%	17
CAREHERE LAKE SCHOOLS EMPLOYEE HEALTH CENTER		11	6	35%	17

# COVID-19: testing by laboratory

Data through Jan 26, 2021 verified as of Jan 27, 2021 at 09:25 AM

Data in this report are provisional and subject to change.

The numbers in the table below represent the number of Florida and non-Florida residents for whom test results were received by the Department of Health. A person can be tested by more than one laboratory and can have both positive and negative results. **Therefore, the sum of the numbers in each column will be larger than the total number of people tested.**

Reporting lab	Inconclusive	Negative	Positive	Percent positive	Total
ROBERT H JENKINS JR VETERANS' DOMICILIARY HOME OF		14	3	18%	17
MID-FLORIDA PATHOLOGY, LLC		12	5	29%	17
ST ELIZABETH MEDICAL CENTER LABORATORY		16	1	6%	17
BAYCARE MEDICAL GROUP INC			17	100%	17
URGENT CARE AT LONGWOOD			17	100%	17
MINUTECLINIC, LLC		14	3	18%	17
RESOLVE MOLECULAR DIAGNOSTICS		13	4	24%	17
CHILDRENS MEDICAL CENTER			17	100%	17
AMELIA ASSISTED LIVING FACILITY		17			17
REGENCY SQUARE MALL - SEARS		2	15	88%	17
MONROE COUNTY DETENTION CENTER			17	100%	17
HELIX DIAGNOSTICS			17	100%	17
ST. JUDES LABORATORIES		12	5	29%	17
ALL PEDIATRIC CARE			17	100%	17
WALGREEN EASTERN CO, INC		17			17
Z UROLOGY		17			17
MINUTECLINIC DIAGNOSTIC OF HAWAII LLC		16	1	6%	17
HEALTHCARE NOW			17	100%	17
MCWHORTER SCHOOL OF PHARMACY		16			16
GENTIVA HEALTH SERVICES		14	2	13%	16
MINUTECLINIC DIAGNOSTIC OF ILLINOIS L		14	2	13%	16
BROOKDALE BRANDON	1	15			16
URGENT CARE CLINIC OF LINCOLN		14	2	13%	16
ROWLETT MIDDLE ACADEMY		14	2	13%	16
REGENEXX TAMPA BAY		14	2	13%	16
XERA MED RESEARCH			16	100%	16
MAITLAND PRIMARY CARE		9	7	44%	16
JUST FOR KIDS PEDIATRICS		5	11	69%	16
OPTUMCARE SOUTH FLORIDA, LLC		11	5	31%	16
MID FLORIDA PRIMARY CARE PA		12	4	25%	16
HUNT CLUB MEDICAL		12	4	25%	16
JOSEPH MIGNOGNA		13	3	19%	16
MILLENNIUM PHYSICIAN GRP LLC NAPLES PINE RIDGE			16	100%	16
SRMC AVALON		9	7	44%	16
DARDEN WELLNESS CENTER		13	3	19%	16
CIGNA PBSO WEST PALM			16	100%	16
VALLEY IMMEDIATE CARE		14	2	13%	16
ARCPOINT LABS OF WEST PALM BEACH			16	100%	16
BROOKDALE ST AUGUSTINE			16	100%	16
INTERNAL MEDICINE ASSOCIATES & SPECIALTIES INC		15	1	6%	16
DIEGO FALLON MD PA		6	10	63%	16
NEWYORK-PRESBYTERIAN/ LAWRENCE HOSPITAL LABORATORY		14	2	13%	16
PRO HEALTH FAMILY PHYSICIANS, NYSTROM		16			16
OKEECHOBEE HEALTHCARE FACILITY			16	100%	16
FLORIDA ENDOSCOPY & SURGERU CTR LLC		16			16
CRUCIAL CARE		10	6	38%	16
Lab MSMC Hialeah			16	100%	16

# COVID-19: testing by laboratory

Data through Jan 26, 2021 verified as of Jan 27, 2021 at 09:25 AM

Data in this report are provisional and subject to change.

The numbers in the table below represent the number of Florida and non-Florida residents for whom test results were received by the Department of Health. A person can be tested by more than one laboratory and can have both positive and negative results. **Therefore, the sum of the numbers in each column will be larger than the total number of people tested.**

Reporting lab	Inconclusive	Negative	Positive	Percent positive	Total
MIRIMUS INC		1	15	94%	16
MEDEXPRESS URGENT CARE LEWISBURG		15	1	6%	16
ADVENT HEALTH - ZEPHYRHILLS			16	100%	16
SHELBY BAPTIST MEDICAL CENTER		11	5	31%	16
ST VINCENT'S EAST		15	1	6%	16
BONIFAY NURSING AND REHABILITATION CENTER			16	100%	16
ALL FLORIDA FAMILY & SPORTS MEDICINE		15	1	6%	16
WINSHIPS PHARMACY INC		16			16
ST AUGUSTINE PLANTATION		1	15	94%	16
BHA CENTRAL COUNTY CLINIC		1	15	94%	16
ST CATHERINE OF SIENA HOSPITAL		14	2	13%	16
CAREHERE- LCS LEESBURG			16	100%	16
KEYSTYLE LIVING LLC	1	15			16
HEALTH CENTRAL HOSPITAL			16	100%	16
REHAB AND HEALTHCARE CENTER OF CAPE CORAL		16			16
UHEALTH AT FISHER ISLAND			16	100%	16
OCOEE PEDIATRICS		13	3	19%	16
FAST TRACK URGENT CARE CENTER - TYRONE			16	100%	16
AVOW HOSPICE INC		16			16
GRACE MEDICAL HOME		12	4	25%	16
LOVING CARE OF THE TREASURE COAST LLC	1	10	5	31%	16
MASSACHUSETTS GENERAL HOSPITAL		1	15	94%	16
UAH STUDENT HEALTH CENTER		11	5	31%	16
ALBIBI		1	15	94%	16
ARDEN COURTS OF LELY PALMS		15	1	6%	16
WELLMED AT LAKE COPELAND		10	6	38%	16
MD PLUS URGENT CARE, LLC			16	100%	16
LIGHTHOUSE PEDIATRICS OF NAPLES		12	4	25%	16
ATRIA LADY LAKE		16			16
CENTERPLACE HEALTH		1	15	94%	16
PANAMA CITY VITAS HOSPICE		16			16
MORRIS PARK URGENT CARE		13	3	19%	16
MEADOWCREST MOLECULAR DIAGNOSTICS, LLC			15	100%	15
EAR NOSE & THROAT ASSOCIATES OF MANATEE PA		15			15
ORLANDO HEALTH		2	13	87%	15
PATHLINE			15	100%	15
DIATHERIX		13	2	13%	15
COLLEGE POINT URGENT CARE		13	2	13%	15
PROMEDICA LABORATORIES		11	4	27%	15
MINUTECLINIC DIAGNOSTIC OF TN PC #378		14	1	7%	15
49D2045214PHYSICIAN OFFICE-WAIVER-MEDEXPRESS URGENT CARE - HARRISONBU		6	9	60%	15
HOLLEY-NAVARRE MEDICAL CLINIC		5	10	67%	15
NOVANT HEALTH GOHEALTH URGENT CARE-HARRISBURG		8	7	47%	15
MINUTECLINIC, LLC, DBA MINUTECLINIC #5		12	3	20%	15
CONCORD LIFE SCIENCES LLC		3	12	80%	15
DEPT OF VA MED CENTE-WEST PALM BEACH			15	100%	15
FLORIDA DEPARTMENT OF HEALTH IN HILLSBOROUGH COUNTY		1	14	93%	15

# COVID-19: testing by laboratory

Data through Jan 26, 2021 verified as of Jan 27, 2021 at 09:25 AM

Data in this report are provisional and subject to change.

The numbers in the table below represent the number of Florida and non-Florida residents for whom test results were received by the Department of Health. A person can be tested by more than one laboratory and can have both positive and negative results. **Therefore, the sum of the numbers in each column will be larger than the total number of people tested.**

Reporting lab	Inconclusive	Negative	Positive	Percent positive	Total
TOTTENVILLE CIRCLE URGENT CARE		15			15
OCEANSIDE URGENT CARE		15			15
HODGES CLUSTER		2	13	87%	15
CORAL HOUSE ASSISTED LIVING COMMUNITY LLC		15			15
MINIMALLY INVASIVE VASCULAR INC		13	2	13%	15
SINAI HOSPITAL OF BALTIMORE		15			15
PINELLAS 1 HOME HEALTH CARE CORP		15			15
EASTLAKE PEDIATRICS - TRINITY		15			15
EXPRESS FAMILY CARE LLC			15	100%	15
BESSENT ROAD GROUP HOME		15			15
SUNLIFE PHARMACY		15			15
COASTAL FAMILY PRACTICE		8	7	47%	15
ROBERT WOOD JOHNSON UNIVERSITY HOSP		13	2	13%	15
Citymd Of Lacey		14	1	7%	15
BROOKDALE PENSACOLA		14	1	7%	15
ADVANCE URGENT CARE CENTER, LLC			15	100%	15
GUARDANT HEALTH		11	4	27%	15
GLEN OAKS URGENT CARE		15			15
SOUTH CAROLINA DEPT OF HEALTH AND ENVIRONMENT CONTROL		2	13	87%	15
MULBERRY'S MOBILE PROVIDER SERVICES LLC		1	14	93%	15
CLEARWATER EMPLOYEE HEALTH CLINIC		4	11	73%	15
CHARLOTTE CHD PORT CHARLOTTE		12	3	20%	15
CARESPOT EXPRESS HEALTHCARE			15	100%	15
NORTHWEST FLORIDA SLEEP		1	14	93%	15
BAYLOR GENETICS		6	9	60%	15
ISLAMORADA VILLAGE OF ISLANDS FIRE RESCUE		15			15
ARDEN COURTS OF SARASOTA			15	100%	15
FAMILY CARE CENTER OF ARLINGTON		10	5	33%	15
SIGNATURE HEALTHCARE OF ORANGE PARK		14	1	7%	15
MILTON 4707		15			15
TRINITY MEDICAL ASSOCIATES LLC			15	100%	15
BAYCARE HEALTH SYSTEMS, LLC			15	100%	15
CENTER ONE SURGERY CENTER		11	4	27%	15
TELEVISIT MALABAR PEDIATRICS		5	10	67%	15
WELLINGTON FAMILY PRACTICE		13	2	13%	15
SPEARHEAD MEDICAL			15	100%	15
FLORIDA HOSPITAL WINTER GARDEN		13	2	13%	15
CLEVELAND CLINIC			14	100%	14
STATEN ISLAND UNIVERSITY HOSPITAL		13	1	7%	14
ST CLOUD MEDICAL GROUP		12	2	14%	14
Consulate Health Care of Jacksonville			14	100%	14
FORT HAMILTON URGENT CARE		14			14
MEDEMERGE		13	1	7%	14
CLEVELAND CLINIC FLORIDA		1	13	93%	14
MEDEXPRESS URGENT CARE, MOON TOWNSHIP		13	1	7%	14
LAKE INTERNAL MEDICINE ASSOCIATES PA		12	2	14%	14
RIVERSIDE COTTAGES AT THE SHORES, LLC			14	100%	14



# COVID-19: testing by laboratory

Data through Jan 26, 2021 verified as of Jan 27, 2021 at 09:25 AM

Data in this report are provisional and subject to change.

The numbers in the table below represent the number of Florida and non-Florida residents for whom test results were received by the Department of Health. A person can be tested by more than one laboratory and can have both positive and negative results. **Therefore, the sum of the numbers in each column will be larger than the total number of people tested.**

Reporting lab	Inconclusive	Negative	Positive	Percent positive	Total
SIGMUND LABS LLC		14			14
SOUTHEASTERN UNIVERSITY INC		14			14
POLK CHD BARTOW		13	1	7%	14
GRAND VILLA OF DELAND		10	4	29%	14
MINUTECLINIC DIAGNOSTIC PA		13	1	7%	14
GRAND VILLA OF ST. PETERSBURG		12	2	14%	14
OSCEOLA ALF OPERATOR, LLC DBA□		14			14
FLUSHING HOSPITAL MEDICAL CENTER		11	3	21%	14
NORTHWESTERN MEMORIAL HOSPITAL			14	100%	14
CARILLON SPORTS AND FAMILY MEDICINE		10	4	29%	14
MINUTE CLINIC DIAGNOSTIC OF NEW JERSEY		14			14
BAYFRONT HMA CONVENIENT CARE, LLC		2	12	86%	14
Wesley Place on Honeysuckle		12	2	14%	14
ASTORIA HEALTH AND REHABILITATION CENTER		13	1	7%	14
LAKELAND HILLS CENTER		7	7	50%	14
AUBURN COMMUNITY HOSPITAL		12	2	14%	14
BAPTIST MEDICAL CENTER EAST		11	3	21%	14
KRYSTAL BAY NURSING AND REHABILITATION		10	4	29%	14
PRATTVILLE BAPTIST HOSPITAL		11	3	21%	14
ALAN L MELOTEK MD		14			14
MINUTECLINIC DIAGNOSTICS MEDICAL GROUP		13	1	7%	14
LAKE CO EMPLOYEE HEALTH AND WELLNESS CENTER		13	1	7%	14
ARDEN COURTS OF PALM HARBOR			14	100%	14
Belleair Healthcare Center		8	6	43%	14
BENTON HOUSE OF PORT ORANGE		8	6	43%	14
D W MCMILLAN MEMORIAL HOSPITAL		4	10	71%	14
ST JOSEPH HOSPITAL		13	1	7%	14
BOCA SIMON LAB		1	13	93%	14
MINUTECLINIC DIAGNOSTIC OF PENNSYLVANI		14			14
WALK IN URGENT CARE			14	100%	14
BOCA SIMON		2	12	86%	14
MINUTECLINIC MINUTECLINIC #8746		14			14
BVL PEDIATRICS		14			14
EPIPHANY HEALTH		8	6	43%	14
HEALTHFIRST ADVENT HEALTH CENTRA CARE COCOA BEACH			14	100%	14
MACKOUL PEDIATRICS FORT MYERS			14	100%	14
ATRIA WILLOW WOOD		13	1	7%	14
GULFCOAST PEDIATRICS		14			14
CUSTEAD CARE CENTER HAVEN HOSPICE		12	2	14%	14
NEW YORK METHODIST HOSPITAL		13	1	7%	14
UC HEALTH UNIVERSITY HOSPITAL		11	3	21%	14
STATMED OCALA			14	100%	14
BASSETTI & ASSOCIATES, MD, PA			14	100%	14
MINUTECLINIC DIAGNOSTIC OF RHODE ISLAND, LLC #590		12	1	8%	13
BRYAN WHITFIELD MEMORIAL HOSPITAL		8	5	38%	13
MICHAEL A VENAZIO MD		11	2	15%	13
INN AT LAKE SEMINOLE SQUARE, THE		13			13

# COVID-19: testing by laboratory

Data through Jan 26, 2021 verified as of Jan 27, 2021 at 09:25 AM

Data in this report are provisional and subject to change.

The numbers in the table below represent the number of Florida and non-Florida residents for whom test results were received by the Department of Health. A person can be tested by more than one laboratory and can have both positive and negative results. **Therefore, the sum of the numbers in each column will be larger than the total number of people tested.**

Reporting lab	Inconclusive	Negative	Positive	Percent positive	Total
BARTON FAMILY PRACTICE		7	6	46%	13
UTAH DEPARTMENT OF HEALTH			13	100%	13
Sunnyside Care Center		13			13
DAVITA DIALYSIS		4	9	69%	13
CROSS CARE CENTER			13	100%	13
CAREATC			13	100%	13
OCALA OAKS REHABILITATION CENTER		7	6	46%	13
EAR NOSE AND THROAT ASSOCIATES OF MANATEE, P.A.		10	3	23%	13
SHELBY COUNTY HEALTH CARE CORPORATION		10	3	23%	13
EAST HILL PHARMACY		7	6	46%	13
ROCKLEDGE		3	10	77%	13
SPRINGWOOD COURT		8	5	38%	13
BODYK		9	4	31%	13
SOMA MEDICAL CENTER PA #3			13	100%	13
OPIS ISLAND LAKE CENTER		13			13
VILLA OF KINGS AND QUEENS OF DELRAY		13			13
A AND R RESEARCH GROUP LLC		10	3	23%	13
MEDEXPRESS URGENT CARE - ROBINSON TWP, STEUBENVILLE PIKE		11	2	15%	13
PHELPS HOSPITAL LABORATORY		11	2	15%	13
CORE LABORATORY		1	12	92%	13
INTERMOUNTAIN CENTRAL LAB		1	12	92%	13
HUDSON VALLEY HOSPITAL CENTER LABORATORY		12	1	8%	13
MAINSTREET FAMILY SELECT		1	12	92%	13
DYNAMIC DNA LAB		1	12	92%	13
SOUTH NASSAU COMMUNITIES HOSPITAL		10	3	23%	13
ESCAMBIA COMMUNITY CLINIC		2	11	85%	13
SONATA BOYNTON BEACH		12	1	8%	13
ODYSSEY HEALTHCARE OF MARION COUNTY, LLC		13			13
JOSEPH SCHENKER MD PC DBA CENTERS URGENT		11	2	15%	13
ORANGE REGIONAL MEDICAL CENTER LABORATORY		10	3	23%	13
FLORIDA STATE HOSPITAL			13	100%	13
CLINICAL LABORATORY SERVICES			13	100%	13
UNIVERSITY HOSPITAL UC HEALTH		9	4	31%	13
BLOUNT MEMORIAL HOSPITAL		12	1	8%	13
TEXAS DEPARTMENT OF STATE HEALTH SERVICES		3	10	77%	13
BAPTIST MEMORIAL HEALTH CARE		11	2	15%	13
MINUTECLINIC DIAGNOSTIC MEDICAL GROUP		12	1	8%	13
LUCID DIAGNOSTICS LABS			13	100%	13
FORT WALTON BEACH DEVELOPMENTAL CENTER		12	1	8%	13
PARKWEST MEDICAL CENTER		11	2	15%	13
COMMUNITY HEALTH OF SOUTH FLORIDA INC			13	100%	13
MONTEFIORE ST LUKE'S CORNWALL HOSPITAL		10	3	23%	13
SOUTHEAST FAMILY HEALTHCARE CENTER			13	100%	13
KIVA AT CANTERBURY, LLC		13			13
BAYA URGENT CARE LLC		1	12	92%	13
CVS MINUTE CLINIC DIAGNOSTIC OF TEXAS LLC		10	3	23%	13
URGENT TEAM		10	3	23%	13

# COVID-19: testing by laboratory

Data through Jan 26, 2021 verified as of Jan 27, 2021 at 09:25 AM

Data in this report are provisional and subject to change.

The numbers in the table below represent the number of Florida and non-Florida residents for whom test results were received by the Department of Health. A person can be tested by more than one laboratory and can have both positive and negative results. **Therefore, the sum of the numbers in each column will be larger than the total number of people tested.**

Reporting lab	Inconclusive	Negative	Positive	Percent positive	Total
IN-OFFICE LAB		12	1	8%	13
UNIVERSITY LAB			13	100%	13
MINUTECLINIC DIAGNOSTIC OF NORTH CAROLINA PC		11	2	15%	13
BROOKLYN HOSPITAL CENTER DOWNTOWN CAMPUS		13			13
ANYLABTESTNOW			13	100%	13
BROOKDALE DELAND			13	100%	13
SUMMIT ATLANTIC SURGERY CENTER		12			12
CRESTVIEW IMMEDIATE CARE LL			12	100%	12
WORLD WRESTLING ENTERTAINMENT			12	100%	12
COMPREHENSIVE CHILDCARE ASSOCIATES		8	4	33%	12
RAINBOW PEDIATRIC CENTER		2	10	83%	12
WELLMED AT PLANT CITY		8	4	33%	12
MINUTECLINIC DIAGNOSTIC OF SOUTH CAROL		10	2	17%	12
WOODHOUSE INC		12			12
FLORIDA PRESBYTERIAN HOMES INC		11	1	8%	12
LAKES DIALYSIS CENTER INC			12	100%	12
VERITAS RESEARCH CORP			12	100%	12
FAMILY CARE			12	100%	12
ROSS MEDICAL GROUP			12	100%	12
LIFE CARE OF PORT SAINT LUCIE		3	9	75%	12
MERIDIAN AT WATERWAYS, THE		10	2	17%	12
LONG ISLAND JEWISH VALLEY STREAM		12			12
ACCESS MEDICAL CENTER			12	100%	12
PBSO WEST PALM FAMILY PRACTICE		1	11	92%	12
MELBOURNE FAMILY PRACTICE		11	1	8%	12
CARENOW URGENT CARE-BRENTWOOD		8	4	33%	12
ELTINGVILLE CIRCLE URGENT CARE		12			12
FHCP-PORT ORANGE		3	9	75%	12
NASSAU COUNTY JAIL		11	1	8%	12
ST PETER'S UNIVERSITY HOSPITAL		9	3	25%	12
METHODIST MEDICAL CENTER		9	3	25%	12
MI CASA DORADA ASSISTED LIVING FACILIT		12			12
MINUTECLINIC, LLC, DBA MINUTECLINIC #2544		11	1	8%	12
TNC WALK IN CLINIC		9	3	25%	12
MINUTECLINIC DIAGNOSTIC OF MICHIGAN PC		11	1	8%	12
ADVENT HEALTH - KISSIMMEE		3	9	75%	12
TLC FAMILY CARE HOME INC		12			12
LEON CHD		12			12
THE PLAZA AT PARKSQUARE		12			12
ORANGE PEDIATRICS			12	100%	12
SOUTHEASTERN LABORATORY			12	100%	12
SUWANNEE COUNTY JAIL		11	1	8%	12
INNOVATIVE RESEARCH OF WEST FLORIDA		9	3	25%	12
LAB UNKNOWN		1	11	92%	12
PRIMARY CARE MEDICINE	1	10	1	8%	12
APPLE DIAGNOSTICS LAB		5	7	58%	12
FAMILY MEDICINE AT LONGWOOD			12	100%	12

# COVID-19: testing by laboratory

Data through Jan 26, 2021 verified as of Jan 27, 2021 at 09:25 AM

Data in this report are provisional and subject to change.

The numbers in the table below represent the number of Florida and non-Florida residents for whom test results were received by the Department of Health. A person can be tested by more than one laboratory and can have both positive and negative results. **Therefore, the sum of the numbers in each column will be larger than the total number of people tested.**

Reporting lab	Inconclusive	Negative	Positive	Percent positive	Total
WALGREEN		4	8	67%	12
MI2297090CV HOLLAND-23D2189684		12			12
Lady Lake Specialty Care			12	100%	12
MERCY MEDICAL CENTER		5	7	58%	12
FAMILY HEALTH CENTER			12	100%	12
IREPERTOIRE_MOL_LAB		12			12
NOVALIFE MEDSPA			12	100%	12
ACADIAN DIAGNOSTIC LABORATORIES		8	4	33%	12
NAPLES GREEN VILLAGE		12			12
FLORIDA DEPT OF HEALTH		4	8	67%	12
SUNSHINE PEDIATRICS OF CENTRAL FLORIDA PL		10	2	17%	12
LEE MEMORIAL HEALTH SYSTEM HEALTH FAIR		10	2	17%	12
NORTHWEST FLORIDA ENT, PA		5	7	58%	12
PREMIUM HEALTH SERVICES OF TAMPA BAY LLC		9	3	25%	12
WACO HHSSURGEWACO	1	10	1	8%	12
GLEN OAKS HEALTH AND REHABILITATION CENTER			12	100%	12
MINUTECLINIC #8699		9	3	25%	12
PROHEALTH CARE ASSOCIATES MOBILE		9	3	25%	12
AIR, LAND & SEA PHYSICALS & CONSULTATIONS, LLC		11	1	8%	12
PANCARE HEALTH - WEWA ELEMENTARY			12	100%	12
OHIO STATE UNIVERSITY MEDICAL CENTER			12	100%	12
CARE HERE		1	11	92%	12
BROWARD DIALYSIS			12	100%	12
STEWART MELBOURNE HOSPITAL, INC	1		11	92%	12
CARLOS PORTU MD, PLLC			11	100%	11
DMH STEINHATCHEE FAMILY MEDICINE		8	3	27%	11
BARBARA O'REILLY MD PA		11			11
FIRST CHOICE PEDIATRICS INC		10	1	9%	11
UMHC/SYLVESTER AT KENDALL		1	10	91%	11
MORTON PLANT MEASE			11	100%	11
PREMIER LABORATORY SERVICES, LLC		5	6	55%	11
MEDICAL CENTER AFFILIATES WEST PALM			11	100%	11
ELITE HOME HEALTH SERVICES		11			11
JFK MEDICAL CENTER NORTH LAB		1	10	91%	11
VIRTUA WEST JERSEY HOSPITAL VOORHEES		9	2	18%	11
GADSDEN REGIONAL MEDICAL CENTER		11			11
NORTHERN WESTCHESTER HOSPITAL LABORATORY		9	2	18%	11
NIGHT LITE PEDIATRICS CENTER, LLC		1	10	91%	11
DOCTORS MEDICAL CENTER OF WALTON COUNTY CLINIC			11	100%	11
QUOTIENT SCIENCES LABS LLC			11	100%	11
WANTAGH URGENT CARE		8	3	27%	11
FAMILY PRACTICE ON THE GO		6	5	45%	11
TROPICANA		5	6	55%	11
ADVENTHEALTH MEDICAL GROUP CARE CLINIC AT		8	3	27%	11
LEHIGH VALLEY HOSPITAL		3	8	73%	11
MEDEXPRESS URGENT CARE-ALTOONA		9	2	18%	11
WHITE-WILSON MEDICAL CENTER		11			11

# COVID-19: testing by laboratory

Data through Jan 26, 2021 verified as of Jan 27, 2021 at 09:25 AM

Data in this report are provisional and subject to change.

The numbers in the table below represent the number of Florida and non-Florida residents for whom test results were received by the Department of Health. A person can be tested by more than one laboratory and can have both positive and negative results. **Therefore, the sum of the numbers in each column will be larger than the total number of people tested.**

Reporting lab	Inconclusive	Negative	Positive	Percent positive	Total
PALM BEACH PATHOLOGY		9	2	18%	11
JOSEF SCHENKER MD PC		11			11
HORIZON MEDICAL GROUP		9	2	18%	11
WATSON HEALTHCARE		8	3	27%	11
SEMORAN FAMILY HEALTH LLC		10	1	9%	11
SAMARITAN MEDICAL CENTER		11			11
THE TERRACE OF SAINT CLOUD		9	2	18%	11
BIOTECH CLINICAL LABORATORIES, INC.		1	10	91%	11
TREASURE COAST URGENT CARE			11	100%	11
WINTER PARK CARE AND REHABILITATION			11	100%	11
AIM LABORATORIES			11	100%	11
DESOTO HEALTH AND REHAB LLC		7	4	36%	11
St. Annes Nursing Center, St. Annes Residence, Inc.		11			11
TELEVISIT PALM BAY FAMILY PRACTICE		9	2	18%	11
VALDOSTA FAMILY MEDICINE			11	100%	11
ORCHID COVE		2	9	82%	11
ALAN SERURE MD		11			11
CARE FAST MURABELLA		7	4	36%	11
Terrace of Jacksonville			11	100%	11
ALCOVE ASSISTED LIVING FACILITY		11			11
ARNOT OGDEN MEDICAL CENTER LABORATORY		11			11
MEADOWCREST FAMILY PHYSICIANS PA			11	100%	11
BAPTIST PRIMARY CARE PONTE VEDRA		6	5	45%	11
UNIVERSITY CENTRA CARE		10	1	9%	11
PINELLAS COUNTY HEALTH DEPARTMENT		2	9	82%	11
GENESIS		7	4	36%	11
GATTOLINE ENTERPRISES, INC. DBA FAMILY CARE PHARMACY		7	4	36%	11
MC DIAGNOSTIC OF CONNECTICUT, PC #775		10	1	9%	11
MHHS All Lab Subsection		11			11
AVENTURA HOSPITAL AND MEDICAL CENTER			11	100%	11
MOUNT DORA PEDIATRICS		9	2	18%	11
REDMED CLINIC OF ARLINGTON		10	1	9%	11
CARINGTON MANOR		11			11
PRIMECARE ACQUISITION FAMILY PRACTICE INC		11			11
BELLEVUE HOSPITAL CENTER DEPARTMENT		11			11
WOODLAND TOWERS		6	5	45%	11
BROOKDALE DESTIN		1	10	91%	11
MEDEXPRESS URGENT CARE - TIMBERLAKE		11			11
EMERALD COAST PEDIATRICS			11	100%	11
SENIOR HOME CARE INC		11			11
LAKE BALDWIN CBOC		9	1	10%	10
RPC@HODGES		2	8	80%	10
CONSULATE HEALTH CARE OF PENSACOLA			10	100%	10
BEAUMONT LABORATORY			10	100%	10
BENTLEY VILLAGE II		1	9	90%	10
FAMILY MEDICINE AT HUNTERS CREEK		10			10
LAKE NONA MEDICAL SERVICES		3	7	70%	10



# COVID-19: testing by laboratory

Data through Jan 26, 2021 verified as of Jan 27, 2021 at 09:25 AM

Data in this report are provisional and subject to change.

The numbers in the table below represent the number of Florida and non-Florida residents for whom test results were received by the Department of Health. A person can be tested by more than one laboratory and can have both positive and negative results. **Therefore, the sum of the numbers in each column will be larger than the total number of people tested.**

Reporting lab	Inconclusive	Negative	Positive	Percent positive	Total
HAVEN HOSPICE			10	100%	10
ORMOND MEDICAL ARTS		3	7	70%	10
SONORAN DESERT PATHOLOGY ASSOCIATES			10	100%	10
PARROTT MEDICAL CLINIC			10	100%	10
ADVENTHEALTH MEDICAL GROUP		9	1	10%	10
PRIMECARE AT PORT ORANGE			10	100%	10
PROMEDICA SENIOR LIVING		9	1	10%	10
MEDEXPRESS URGENT CARE PARKERSBURG		8	2	20%	10
MEDEXPRESS URGENT CARE - SEMINOLE SQUA		9	1	10%	10
Hialeah Nursing And Rehabilitation Center		6	4	40%	10
ILLINOIS DEPT OF PUBLIC HEALTH LAB - SPRINGFIELD			10	100%	10
CARENOW URGENT CARE - EAST NASHVILLE		8	2	20%	10
MIRIMUS CLINICAL LABS		3	7	70%	10
Gulf Shore Care Center		6	4	40%	10
LAKEWOOD RANCH MEDICAL CENTER CLINICAL LAB			10	100%	10
ASSOCIATES MD CYPRESS CREEK			10	100%	10
MINUTECLINIC DIAGNOSTIC OF TN PC #566		8	2	20%	10
OPTIONS FOR SENIORS INC DBA PALM KREST MANOR		8	2	20%	10
CORNER OAK ESTATE LLC		10			10
KIDSVILLE PEDIATRICS			10	100%	10
WELLMED AT SOUTH PARSONS		8	2	20%	10
NORTH OKALOOSA PHYSICIAN GROUP		10			10
MEYER PEDIATRICS CHTD		10			10
BROWARD HEALTH CARE			10	100%	10
URGENT CARE CENTER AT PINNACLE		4	6	60%	10
VETERNANS ADMINISTRATION			10	100%	10
NURSING PLUS OF BROWARD LLC		1	9	90%	10
AMBRY GENETICS CORPORATION		10			10
ISLAND COAST PEDIATRICS IN-HOUSE LAB		10			10
MED LABS DIAGNOSTICS		5	5	50%	10
WEEMS MEMORIAL HOSPITAL		7	3	30%	10
Maury Regional Hospital		6	4	40%	10
ADVENT HEALTH - WINTER HAVEN		6	4	40%	10
ST JOSEPH'S HOSPITAL LABORATORY			10	100%	10
CVS TN5639POCT FARRAGUT		9	1	10%	10
MEDEXPRESS URGENT CARE CHARLESTON		6	4	40%	10
GRACE WELLNESS CENTER		3	7	70%	10
COMMUNITY HEALTH CENTER		2	8	80%	10
MOSOLF PEDIATRICS			10	100%	10
SAVANNAH MANOR ASSISTED LIVING COMMUNITY			10	100%	10
ALABAMA DEPARTMENT OF PUBLIC HEALTH		1	9	90%	10
EP MEDICAL EQUIPMENT PHARMACY		9	1	10%	10
EMERALD COAST HOSPICE - CRESTVIEW		10			10
VITALANT		1	9	90%	10
Hackensack Umc Mountainside		9	1	10%	10
NEW JERSEY DEPARTMENT OF HEALTH COMMUNICABLE DISEASE SERVICE		3	7	70%	10
CBC LAB		3	7	70%	10

# COVID-19: testing by laboratory

Data through Jan 26, 2021 verified as of Jan 27, 2021 at 09:25 AM

Data in this report are provisional and subject to change.

The numbers in the table below represent the number of Florida and non-Florida residents for whom test results were received by the Department of Health. A person can be tested by more than one laboratory and can have both positive and negative results. **Therefore, the sum of the numbers in each column will be larger than the total number of people tested.**

Reporting lab	Inconclusive	Negative	Positive	Percent positive	Total
HCR MANORCARE		10			10
PANCARE HEALTH - VERNON ELEMENTARY			10	100%	10
BOCA RATON REGIONAL HOSPITAL LAB			10	100%	10
MEDEX REGIONAL LABORATORIES LLC		1	9	90%	10
CORONA PATHOLOGY		10			10
URGENT CARE USA LLC		1	9	90%	10
BAYCARE MEDICAL GROUP INC			10	100%	10
MINUTECLINIC DIAGNOSTIC OF TN, PC 374		6	4	40%	10
PBC PREMIER FAMILY HEALTH			10	100%	10
Grand Villa of Deerfield Beach		8	2	20%	10
CREATIVE TESTING SOLUTIONS		3	7	70%	10
BROOKDALE PANAMA CITY		9	1	10%	10
TENNESSEE DEPARTMENT OF HEALTH (TDH) - CENTRAL LABORATORY		2	8	80%	10
VASCONCELLO COHEN MD PA		9	1	10%	10
PRORENATA LABS		2	8	80%	10
STATEN ISLAND UNIVERSITY HOSPITAL SEGUINE AVE		9	1	10%	10
MEDICAL LABORATORY DIAGNOSTICS			10	100%	10
St Joseph's Hospital & Medical Center		9	1	10%	10
ONEIDA HEALTHCARE CENTER		8	2	20%	10
COVANCE CENTRAL LABORATORY			10	100%	10
APPALACHIAN REGIONAL HEALTHCARE SYSTEM		10			10
RIVERWOOD CENTER,THE			9	100%	9
MOLECULAR PATHOLOGY LABORATORY			9	100%	9
MIDMICHIGAN MEDICAL CENTER			9	100%	9
BAPTIST HEALTH			9	100%	9
TMH PHYSICIAN PARTNERS - MONTICELLO		8	1	11%	9
BUENA VIDA ESTATES			9	100%	9
PULSE & REMEDY LLC			9	100%	9
CENTRAL FLORIDA PEDIATRIC URGENT CARE LLC		7	2	22%	9
WESTCHESTER GENERAL HOSPITAL BLOOD GAS LAB			9	100%	9
GNT ASSOCIATES		8	1	11%	9
FLORIDA MEDICAL CLINIC - MULTI SPECIALTY CAMPUS		2	7	78%	9
WINDSOR OF SAN PABLO, THE		6	3	33%	9
NORTHSHORE UNIVERSITY HEALTHSYSTEM EVANSTON HOSPITAL LAB			9	100%	9
ADEPT INPATIENT MEDICAL SERVICES PC		9			9
UNIVERSITY MEDICAL CENTER		8	1	11%	9
ANY LAB TEST NOW INC			9	100%	9
VILLAGE PLACE HEALTH AND REHAB		9			9
MINUTECLINIC DIAGNOSTIC OF LOUISIANA		8	1	11%	9
MEDEXPRESS URGENT CARE - WINCHESTER GATEWAY		7	2	22%	9
DIXIE COUNTY HEALTH DEPARTMENT		7	2	22%	9
JOSEF SCHENKER MD PC DBA CENTERS URGENT		8	1	11%	9
PERSONAL PEDIATRICS PA		7	2	22%	9
LPG PEDIATRICS AT PAGE FIELD		9			9
MEDEXPRESS URGENT CARE - LAFAYETTE		8	1	11%	9
MICHIGAN DEPARTMENT OF COMMUNITY HEALTH		1	8	89%	9
Consulate Health Care of Brandon		7	2	22%	9

# COVID-19: testing by laboratory

Data through Jan 26, 2021 verified as of Jan 27, 2021 at 09:25 AM

Data in this report are provisional and subject to change.

The numbers in the table below represent the number of Florida and non-Florida residents for whom test results were received by the Department of Health. A person can be tested by more than one laboratory and can have both positive and negative results. **Therefore, the sum of the numbers in each column will be larger than the total number of people tested.**

Reporting lab	Inconclusive	Negative	Positive	Percent positive	Total
MISSOURI DEPARTMENT OF HEALTH AND SENIOR SERVICES			9	100%	9
AVALON FAMILY RESORT ASSISTED LIVING LLC		9			9
SURGERY CENTER OF CORAL GABLES LLC,THE		8	1	11%	9
COLLIER COUNTY JAIL		9			9
NEMOURS CHILDREN'S PRIMARY CARE VERO BEACH			9	100%	9
WADSWORTH CENTER - DAVID AXELROD INSTITUTE		8	1	11%	9
BLOCK NATION CHASE		4	5	56%	9
PLYMOUTH HARBOR INCORPORATED		9			9
CALLAWAY CLINIC		6	3	33%	9
STEINHATCHEE DRUGS		6	3	33%	9
THE VILLAGES HEALTH		5	4	44%	9
MINUTE CLINIC LLC #1448		8	1	11%	9
RED MOUNTAIN DIAGNOSTICS		9			9
LOREY ALF		9			9
RHODE ISLAND DEPARTMENT OF HEALTH			9	100%	9
NATURE COAST REGIONAL MEDICAL CENTER			9	100%	9
CLAYMED OF NORTH FLORIDA			9	100%	9
OUR HOME AT BEACON HILL			9	100%	9
CARENOW URGENT CARE-WEST END		7	2	22%	9
ORANGE PARK PEDIATRIC ASSOCIATES		1	8	89%	9
PEDIATRIC HEALTH CARE ALLIANCE			9	100%	9
MEDEXPRESS URGENT CARE- MARYLAND		8	1	11%	9
CARENOW URGENT CARE-MT JULIET		8	1	11%	9
BAYONET POINT HOSPITAL			9	100%	9
WELLMED AT PORT ST LUCIE WEST		6	3	33%	9
OMNI			9	100%	9
PATEL MEDICAL VENTURES		8	1	11%	9
HIGH TOWER ALF LLC		8	1	11%	9
CVS MINUTE CLINIC DIAGNOSTIC OF WISCONSIN		9			9
NORTHWEST FLORIDA COMMUNITY HOSPITAL LABORATORY		8	1	11%	9
DOT DOC SARASOTA		8	1	11%	9
NATIONAL GENETICS INST LABCORP		4	5	56%	9
ADVENT HEALTH - WESTCHASE ER		6	3	33%	9
GENEXPERT			9	100%	9
URGENT CARE & FAMILY PRACTICE CENTER			9	100%	9
CAREATC CITY OF TAMPA		8	1	11%	9
RICHMOND UNIVERSITY MEDICAL CENTER		7	2	22%	9
AMERICAN HEALTH ASSOCIATES INC		1	8	89%	9
MAINSTREET FAMILY CARE			9	100%	9
G & R HEALTH MART PHARMACY		6	3	33%	9
Westchester General Hospital			9	100%	9
CHEMISYS LABORATORIES		1	8	89%	9
ADVENT HEALTH - FOUR CORNERS ER		8	1	11%	9
MAIMONIDES MEDICAL CENTER		6	3	33%	9
ACCESS PHARMACY		9			9
SHERMAN-ABRAMS LABORATORY INC		8	1	11%	9
FIRST CHOICE PEDIATRICS WINTER SPRINGS		9			9

# COVID-19: testing by laboratory

Data through Jan 26, 2021 verified as of Jan 27, 2021 at 09:25 AM

Data in this report are provisional and subject to change.

The numbers in the table below represent the number of Florida and non-Florida residents for whom test results were received by the Department of Health. A person can be tested by more than one laboratory and can have both positive and negative results. **Therefore, the sum of the numbers in each column will be larger than the total number of people tested.**

Reporting lab	Inconclusive	Negative	Positive	Percent positive	Total
OPTIMAL CARE PEDIATRICS			9	100%	9
ADVENTIST HEALTH SYSTEM FLORIDA DEPT OF HEALTH		5	4	44%	9
BAYFRONT HEALTH ST PETERSBURG		8	1	11%	9
ADVENTHEALTH MEDICAL GROUP PULMONOLOGY		8	1	11%	9
UNAVAILABLE/UNKNOWN/NO INFORMATION FOUND			9	100%	9
CVS PHARMACY NO 274		9			9
WINDSOR OF GAINESVILLE		9			9
PRECISION GENETICS			9	100%	9
PBC FIREFIGHTER BENEFIT FUND WELLNESS CENTER		1	8	89%	9
MONROE COUNTY HOSPITAL		6	3	33%	9
CVS MINUTE CLINIC DIAGNOSTIC MED GRP OF CA		9			9
RIVERSIDE MEDICAL GROUP		8	1	11%	9
LAKEVIEW HEALTH SYSTEMS			9	100%	9
CHILDREN'S HEALTH CENTER INC.		7	2	22%	9
LAKE NONA MEDICAL SERVICE LLC		9			9
GCPM MANUAL MICROBIOLOGY		1	8	89%	9
SAMARITAN HOSPITAL LABORATORY		8	1	11%	9
PENSACOLA CLUSTER			8	100%	8
ADVENTHEALTH MEDICAL GROUP PEDIATRICS AT		2	6	75%	8
LUXOR SCIENTIFIC LLC		1	7	88%	8
MEDEXPRESS URGENT CARE-LATROBE		8			8
ATLANTIC CONSOLIDATED LABORATORY		8			8
WATERFORD AT CREEKSIDE, THE			8	100%	8
MEDEXPRESS URGENT CARE - WASHINGTON		6	2	25%	8
SURGOINSVILLE PHARMACY		8			8
FLORIDA CLINICAL LAB		1	7	88%	8
LAKE HOWARD HEIGHTS	1	7			8
JOHNS HOPKINS MEDICAL LABORATORIES		1	7	88%	8
AZALEA HEALTH		2	6	75%	8
CLINIC OF PEDIATRICS & GI MEDICINE INC			8	100%	8
MID-HUDSON VALLEY DIVISION OF WESTCHESTER MEDICAL		8			8
RUSSELL MEDICAL CENTER		7	1	13%	8
FLORIDA HOSPITAL PHYSICIAN GROUP		3	5	63%	8
CVS MINUTE CLINIC, LLC		6	2	25%	8
CARROLL GARDENS URGENT CARE		8			8
DORAL URGENT CARE			8	100%	8
FHCP-ORANGE CITY			8	100%	8
FAMILY PRACTICE OF DAVIE INC			8	100%	8
VETERANS AFFAIRS MEDICAL CENTER - OUTPATIENT			8	100%	8
Signature Healthcare of Ormond		8			8
CIGNA ONSITE HEALTH LLC		2	6	75%	8
MEDEXPRESS URGENT CARE - CHRISTIANBURG		7	1	13%	8
ENT AND ALLERGY ASSOCIATES OF FLORIDA LLC		7	1	13%	8
COLLIER COUNTY HEALTH DEPT.		4	4	50%	8
CONSULATE HEALTH CARE		7	1	13%	8
ST CLOUD PHYSICIAN MANAGMENT LLC		7	1	13%	8
CLEVELAND TENNESSEE HOSPITAL COMPANY		7	1	13%	8

# COVID-19: testing by laboratory

Data through Jan 26, 2021 verified as of Jan 27, 2021 at 09:25 AM

Data in this report are provisional and subject to change.

The numbers in the table below represent the number of Florida and non-Florida residents for whom test results were received by the Department of Health. A person can be tested by more than one laboratory and can have both positive and negative results. **Therefore, the sum of the numbers in each column will be larger than the total number of people tested.**

Reporting lab	Inconclusive	Negative	Positive	Percent positive	Total
DOCTOR'S IN HOUSE LAB			8	100%	8
MINUTE CLINIC DIAGNOSTIC OF SC, LLC #42		7	1	13%	8
LANDMARK HOSPITAL SOUTHWEST FLORIDA LLC		8			8
BAPTIST OUTPATIENT			8	100%	8
VIGILINT HEALTHCARE		5	3	38%	8
ALACHUA			8	100%	8
DOH-TAMPA BRANCH LABORATORY (MLK BLVD)		4	4	50%	8
BENSONHURST URGENT CARE		8			8
JX REF LAB			8	100%	8
CCS - JOSEPH V CONTE		8			8
BRENNITY AT VERO BEACH, THE			8	100%	8
MEDICANA NURSING AND REHAB CENTER			8	100%	8
SOMA MEDICAL CENTER # 4		2	6	75%	8
HEALTHPARK MEDICAL CTR NURSING SVC		8			8
BARTON PARKER OD PC		8			8
NITIN BAWA PROFESSIONAL ASSOCIATES			8	100%	8
MEDEXPRESS URGENT CARE - PANTOPS		7	1	13%	8
MINUTECLINIC DIAGNOSTIC OF TN PC #320		7	1	13%	8
FAMILY MEDICINE OF WESTON LLC			8	100%	8
FLORIDA MENTOR		7	1	13%	8
URGENT MEDICAL CENTER INC		2	6	75%	8
FLORIDA HEART AND VASCULAR MULTISPECIALTY GROUP		8			8
CVS HEALTH, #3396		8			8
CVS MINUTE CLINIC DIAGNOSTIC OF TEXAS, LLC		8			8
MEDEXPRESS URGENT CARE, BUTLER		5	3	38%	8
GRAND VILLA OF ALTAMONTE SPRINGS		1	7	88%	8
LIFE'S SPECIAL MOMENTS INC		8			8
ESTATES MEDICAL CENTER INC			8	100%	8
CVS MINUTE CLINIC DIAGNOSTIC PA		6	2	25%	8
IU HEALTH PATHOLOGY		1	7	88%	8
PASSPORT HEALTH			8	100%	8
WELLIGENT		1	7	88%	8
ST CHARLES HOSPITAL LABORATORY		8			8
PALM BEACH CDH - DELRAY BEACH			8	100%	8
GENEUS DIAGNOSTICS			8	100%	8
FORT PIERCE FAMILY CARE INC		3	5	63%	8
THE MARY IMOGENE BASSETT HOSPITAL		8			8
CIAN DIAGNOSTICS			8	100%	8
EXECUTIVE MEDICAL SERVICES		8			8
FOUNTAINVIEW BY FIVE STAR QUALITY CARE		7	1	13%	8
ABBOTT DIAGNOSTICS			8	100%	8
HARBORCHASE OF DR PHILLIPS		7	1	13%	8
X-GENE MOLECULAR LABS		1	7	88%	8
INDIANA STATE DEPARTMENT OF HEALTH		1	7	88%	8
WHITE SANDS OUTPATIENT SERVICES (WSOP SERVICES LLC		8			8
HOLY NAME MEDICAL CENTER	1	6	1	13%	8
ORMOND BEACH CENTRA CARE			8	100%	8



# COVID-19: testing by laboratory

Data through Jan 26, 2021 verified as of Jan 27, 2021 at 09:25 AM

Data in this report are provisional and subject to change.

The numbers in the table below represent the number of Florida and non-Florida residents for whom test results were received by the Department of Health. A person can be tested by more than one laboratory and can have both positive and negative results. **Therefore, the sum of the numbers in each column will be larger than the total number of people tested.**

Reporting lab	Inconclusive	Negative	Positive	Percent positive	Total
CROSSROADS URGENT CARE, PLLC		8			8
ROSECASTLE			8	100%	8
ST LUCIE COUNTY JAIL		7	1	13%	8
ARCHBOLD MEMORIAL HOSPITAL/LAB		3	5	63%	8
Sunset Lake Health and Rehabilitation Center		8			8
WILTON MANORS HEALTH & REHABILITATION CENTER			8	100%	8
ALLINA HEALTH - ABBOTT NORTHWESTERN HOSPITAL		5	3	38%	8
THE WOLFF CENTER FOR CHILD & ADOLESCENT HEALTH			8	100%	8
CHILDREN'S HEALTHCARE OF ATLANTA/EGLESTON		8			8
GULF COAST MEDICAL GROUP		2	6	75%	8
ST. JOSEPH HOSPITAL AND HEALTH CARE INC.			8	100%	8
MONTEFIORE MEDICAL CENTER LABORATORIES - NORTH		8			8
ASHRAF MEDICAL GROUP PLLC DBA PULSE M		7	1	13%	8
SYLVESTER AT PLANTATION LABORATORY		7	1	13%	8
MINUTE CLINIC LLC #5733		8			8
PALM BEACH COUNTY HEALTH DEPARTMENT LABORATORY			8	100%	8
MAGNOLIA PEDIATRICS GROUP LLC			8	100%	8
LANE PEDIATRICS PA			8	100%	8
EMERGENCY MEDICAL CENTER		3	5	63%	8
DOCTOR'S IN-HOUSE LAB/COMMUNITY HEALTH CENTERS OF PINELLAS – CLEARWATE			8	100%	8
HUNTINGTON URGENT CARE		8			8
MEDEXPRESS URGENT CARE - BENTON HARBOR		8			8
SIDDH INC DBA SAN CARLOS PHARMACY		6	2	25%	8
Manor Care of Dunedin		6	2	25%	8
INTERNAL MEDICINE ASSOCIATES OF JACKSON HOSPITAL			8	100%	8
GENE STREET LABORATORIES, LLC		6	2	25%	8
DAVID LAWRENCE CENTER INC		7	1	13%	8
HUNTINGTON VILLAGE URGENT CARE		8			8
PUTNAM FAMILY CARE INC		3	5	63%	8
MONTEFIORE MEDICAL CENTER LABORATORIES - WEILER		6	2	25%	8
MEDEXPRESS URGENT CARE MONACA		8			8
MEDEXPRESS URGENT CARE - MONROE		8			8
MINUTE CLINIC DIAGNOSTIC OF VIRGINIA, LLC		8			8
COLLIER BLVD HMA PHYSICIAN MANAGEMENT,, LLC			8	100%	8
AFC URGENT CARE - CEDAR GROVE		8			8
LIFE CARE CITRUS COUNTY			8	100%	8
PASSPORT HEALTH OF TAMPA BAY		8			8
GOLISANO CHILDREN'S HOSPITAL OF SOUTHWEST FLORIDA		6	2	25%	8
URGENT TEAM MANAGEMENT OF TENNESSEE		7	1	13%	8
HEALTHMARK REGIONAL HOSPITAL LAB		4	4	50%	8
FREEDOM SQUARE NURSING CENTER□			8	100%	8
MEDEXPRESS URGENT CARE-KATY		5	3	38%	8
BEAUMONT EMERGENCY CENTER			8	100%	8
NIGHT OWL PEDIATRICS URGENT CARE			8	100%	8
ROBERT WOOD JOHNSON HOSPITAL		7	1	13%	8
PUTNAM COUNTY EMERGENCY RESCUE SERVICE		5	3	38%	8
YORKVILLE PEDIATRIC URGENT CARE		8			8

# COVID-19: testing by laboratory

Data through Jan 26, 2021 verified as of Jan 27, 2021 at 09:25 AM

Data in this report are provisional and subject to change.

The numbers in the table below represent the number of Florida and non-Florida residents for whom test results were received by the Department of Health. A person can be tested by more than one laboratory and can have both positive and negative results. **Therefore, the sum of the numbers in each column will be larger than the total number of people tested.**

Reporting lab	Inconclusive	Negative	Positive	Percent positive	Total
ORLANDO HEALTH PHYSICIAN ASSOCIATES		4	4	50%	8
ALACHUA COUNTY HEALTH DEPARTMENT		1	7	88%	8
TRUE HEALTH DIAGNOSTICS		1	6	86%	7
DOCTORS CLINICAL LABORATORY, INC		5	2	29%	7
FLORIDA CENTER FOR DERMATOLOGY LABORATORY			7	100%	7
MULBERRY CARE CENTER		4	3	43%	7
CARENOW URGENT CARE-MADISON		7			7
MOBILE RESPONSE DIAGNOSTICS LLC		6	1	14%	7
MAGNOLIA DIAGNOSTICS, LLC		3	4	57%	7
MERCY HEALTH—MUSKEGON		6	1	14%	7
LAWTON CHILES HEALTH CENTER		1	6	86%	7
VIERA FAMILY MEDICINE AND WELLNESS		4	3	43%	7
TRUE HEALTH		5	2	29%	7
FLORIDA HOSPITAL WINTER PARK		6	1	14%	7
KANSAS DEPARTMENT OF HEALTH		2	5	71%	7
Rosewood Healthcare and Rehabilitation Center		5	2	29%	7
WILDLIGHT LAB			7	100%	7
DEBARY HEALTH AND REHABILITATION CENTER		6	1	14%	7
MINUTECLINIC DIAGNOSTIC OF NORTH		7			7
ST ANTHONY'S HOSP PATIENT CARE SERVICE			7	100%	7
BREVARD HEALTH ALLIANCE INC, THE		2	5	71%	7
MADISON COUNTY HEALTH DEPARTMENT		5	2	29%	7
ST VINCENT'S ST CLAIR		4	3	43%	7
MONTEFIORE NYACK HOSPITAL AFFILIATED LABORATORY		7			7
KENDALL REGIONAL MEDICAL CNTR			7	100%	7
FAST PACE MEDICAL CLINIC PLLC		5	2	29%	7
ABBAY MANOR RETIREMENT RESIDENCE INC		7			7
PALM POINT BEHAVIORAL HEALTH		7			7
SOUTH CAROLINA DEPARTMENT OF HEALTH			7	100%	7
SCHOOL OF PHARMACY AND PHARMACEUTICAL		7			7
PEDIATRICS OF CENTRAL FLORIDA		5	2	29%	7
NEW YORK PRESBYTERIAN - LOWER MANHATTAN		7			7
COMMUNITY MEDICAL AND DENTAL CARE INC		7			7
FLORIDA CANCER SPECIALISTS & RESEARCH INSTITUTE		6	1	14%	7
MINUTECLINIC DIAGNOSTIC OF TN PC #6415		6	1	14%	7
UF HEALTH			7	100%	7
GENTRY PARK ORLANDO ASSISTED LIVING		6	1	14%	7
SOUTH COM HEALTH CLINIC, DEPT. OF THE ARMY		7			7
OCALA FAMILY MEDICAL CENTER		7			7
ECLRS		2	5	71%	7
SUPERIOR RESIDENCES AT CALA HILLS		7			7
RIVER OAKS TREATMENT CENTER			7	100%	7
CVS MINUTE CLINIC DIAGNOSTIC OF VIRGINIA		7			7
BROOKDALE LAKE ORIENTA			7	100%	7
CVS MINUTE CLINIC DIAGNOSTIC OF TEXAS,LLC		5	2	29%	7
MINUTECLINIC, LLC #4230		6	1	14%	7
JACKSON CLINIC PA,THE		3	4	57%	7

# COVID-19: testing by laboratory

Data through Jan 26, 2021 verified as of Jan 27, 2021 at 09:25 AM

Data in this report are provisional and subject to change.

The numbers in the table below represent the number of Florida and non-Florida residents for whom test results were received by the Department of Health. A person can be tested by more than one laboratory and can have both positive and negative results. **Therefore, the sum of the numbers in each column will be larger than the total number of people tested.**

Reporting lab	Inconclusive	Negative	Positive	Percent positive	Total
CARESOUTH HHA HOLDINGS OF TALLAHASSEE LLC		7			7
MINUTECLINIC DIAGNOSTIC OF TN, PC 4992		7			7
LEPE'S HOUSE			7	100%	7
SOUTH FLORIDA ENT ASSOCIATES, INC			7	100%	7
PENINSULA CARE AND REHABILITATION CENTER			7	100%	7
Ocoee Health Care Center		7			7
VITAS HEALTHCARE CORPORATION OF FL			7	100%	7
HEARTLAND PEDIATRICS OF LAKE PLACID			7	100%	7
DOCTOR'S IN-HOUSE LAB/COMMUNITY HEALTH CENTERS OF PINELLAS –PINELLAS P			7	100%	7
HOLY GARDEN ALF, INC.		7			7
EMBRY-RIDDLE AERONAUTICAL UNIVERSITY HEALTH			7	100%	7
ROSEMONT GARDENS INC		7			7
BAPTIST PEDIATRICS		6	1	14%	7
MEDEXPRESS URGENT CARE-DUBOIS		7			7
ST JUDE LABORATORIES		5	2	29%	7
MINUTECLINIC DIAGNOSTIC OF TN PC #386		7			7
BROOKDALE SOUTHPPOINT			7	100%	7
BAYCARE MEDICAL GROUP		1	6	86%	7
MEDEXPRESS URGENT CARE - FAYETTEVILLE		5	2	29%	7
IRL MARKET LAB			7	100%	7
BELLE GLADES HEALTH CLINIC			7	100%	7
LYNMOORE,THE		7			7
LAKE CO SCHOOLS EMPLOYEE HEALTH & WELLNESS CENTER	1	5	1	14%	7
HEALTHWORKS MED GROUP OF FLORIDA PA		2	5	71%	7
MC DIAGNOSTIC OF CONNECTICUT, PC #1960		7			7
LAB UNKNOW		6	1	14%	7
RIVERVIEW REGIONAL MEDICAL CENTER		6	1	14%	7
HEALTH CARE LABORATORY SERVICES		1	6	86%	7
MINUTECLINIC DIAGNOSTIC OF MINNESOTA		7			7
ST VINCENT'S CHILTON		5	2	29%	7
FLORIDA DIGESTIVE AND LIVER SPECIALIST		7			7
ORLANDO FAMILY MEDICINE		2	5	71%	7
BAYFRONT MEDICAL			7	100%	7
ALLEGRO - TAMPA	1	4	2	29%	7
DIAGNOSTIC CLINIC		6	1	14%	7
KEYSTONE PLACE AT NAPLES PRESERVE		4	3	43%	7
PBC FOUND CARE INC			7	100%	7
ACCESS HOME HEALTH OF FLORIDA LLC		7			7
Thermopolis Rehabilitation Wellness		7			7
MEDEXPRESS ELKINS		7			7
MEDEXPRESS URGENT CARE - MAPLE DRIVE		7			7
CVS NC187POCT CHARLOTTE		7			7
DEPARTMENT OF HEALTH- CITRUS COUNTY			7	100%	7
HEALTH NETWORK LABORATORIES		6	1	14%	7
WYOMING COUNTY COMMUNITY HOSPITAL LABORATORY		7			7
MINUTECLINIC, LLC, DBA MINUTECLINIC #6106		5	2	29%	7
SARASOTA - ROBERT L TAYLOR COMMUNITY CENTER		1	6	86%	7

# COVID-19: testing by laboratory

Data through Jan 26, 2021 verified as of Jan 27, 2021 at 09:25 AM

Data in this report are provisional and subject to change.

The numbers in the table below represent the number of Florida and non-Florida residents for whom test results were received by the Department of Health. A person can be tested by more than one laboratory and can have both positive and negative results. **Therefore, the sum of the numbers in each column will be larger than the total number of people tested.**

Reporting lab	Inconclusive	Negative	Positive	Percent positive	Total
MIAMI COMPREHENSIVE MEDICINE GROUP PA		4	3	43%	7
BRADENTON PHYSICIANS MEDICAL CENTER			7	100%	7
MEDEXPRESS URGENT CARE, JOHNSTOWN		6	1	14%	7
CVS PHARMACY #8800		5	2	29%	7
NORTON HEALTHCARE			7	100%	7
SONORA QUEST LABORATORIES			7	100%	7
STAT MEDICAL CLINIC III INC		5	2	29%	7
MEDLABS DIAGNOSTICS		7			7
VERMONT DEPARTMENT OF HEALTH		1	6	86%	7
LEE COUNTY HEALTH DEPARTMENT		4	3	43%	7
THOMAS JEFFERSON UNIVERSITY HOSPITAL		4	3	43%	7
Grand Villa of Dunedin		1	6	86%	7
AVON PARK PEDIATRICS			7	100%	7
DALLAS COUNTY HEALTH AND HUMAN SERVICES			7	100%	7
FLORIDA HOSPITAL KISSIMMEE		4	3	43%	7
QUE		4	3	43%	7
MORTON PLANT NORTH BAY HOSPITAL			7	100%	7
NOVANT HEALTH INPATIENT CARE		2	5	71%	7
ILLINOIS DEPARTMENT OF PUBLIC HEALTH			7	100%	7
ST JOSEPHS HOSPITAL SOUTH HOSPITAL			7	100%	7
SEA LEVEL LABS			7	100%	7
PALM BAY URGENT CARE PL		1	6	86%	7
UNIVERSITY OF WASHINGTON MEDICAL CENTER			7	100%	7
JUPITER ISLAND PUBLIC SAFETY		5	2	29%	7
MINUTECLINIC DIAGNOSTIC OF TN, PC 6438		5	2	29%	7
FLORIDA DEPARTMENT OF HEALTH WASHINGTON COUNTY		3	4	57%	7
BROWARD TRANSITIONAL CENTER			6	100%	6
AMERICAN HOUSE FORT MYERS		6			6
MEDEXPRESS URGENT CARE - MT LEBANON		4	2	33%	6
MEDEXPRESS URGENT CARE - ELM GROVE		5	1	17%	6
THE WINDSOR OF OCALA		2	4	67%	6
MINUTECLINIC DIAGNOSTIC OF NEW MEXICO		6			6
IGENEX INC		6			6
Floral Health and Rehabilitation, LLC		6			6
CURATIVE CARE CENTER INC		1	5	83%	6
ST. CLOUD PHARMACY AND WELLNESS CENTER		3	3	50%	6
MINUTECLINIC DIAGNOSTIC OF NORTH CAROLINA, PC		5	1	17%	6
ASCENSION ST VINCENT'S CLAY COUNTY			6	100%	6
BROOKDALE CLERMONT			6	100%	6
AVANTE AT ORMOND BEACH INC			6	100%	6
CARENOW URGENT CARE-SOUTHLAKE			6	100%	6
MED TECH SERVICES OF PALM BEACH INC		6			6
INSPIRED LIVING AT PALM BAY		6			6
BAY COUNTY HEALTH DEPARTMENT		6			6
NOT INDICATED		1	5	83%	6
JOHNS HOPKINS ALL CHILDRENS			6	100%	6
MIAMI RESCUE MISSION CLINIC INC			6	100%	6

# COVID-19: testing by laboratory

Data through Jan 26, 2021 verified as of Jan 27, 2021 at 09:25 AM

Data in this report are provisional and subject to change.

The numbers in the table below represent the number of Florida and non-Florida residents for whom test results were received by the Department of Health. A person can be tested by more than one laboratory and can have both positive and negative results. **Therefore, the sum of the numbers in each column will be larger than the total number of people tested.**

Reporting lab	Inconclusive	Negative	Positive	Percent positive	Total
THE PALMS REHABILITATION AND HEALTHCARE CENTER		5	1	17%	6
UNILAB OF DADE INC			6	100%	6
SAINT PETER'S UNIVERSITY HOSPITAL		6			6
CVS MINUTE CLINIC DIAGNOSTIC OF NEW JERSEY		6			6
PRIMARY CARE WALK IN CLINIC PLLC			6	100%	6
MINUTECLINIC DIAGNOSTIC OF RHODE ISLAND		4	2	33%	6
MINUTECLINIC, LLC, MINUTECLINIC #7637		4	2	33%	6
PUBLIC HEALTH LAB		6			6
PALMETTO HEALTH ALLIANCE		3	3	50%	6
KINDRED HOSPITAL OCALA		4	2	33%	6
NORTHEAST ALABAMA REGIONAL MEDICAL CENTER		3	3	50%	6
PENN MEDICINE PRINCETON MEDICAL CENTER		6			6
Grand Villa of Clearwater		4	2	33%	6
BOCA VIPEDIATRICS			6	100%	6
FIRST COAST CARDIOVASCULAR INSTITUTE PA			6	100%	6
A LILIKO'I PHARMACY LLC		6			6
MINUTECLINIC, LLC, #4160		3	3	50%	6
MEDEXPRESS URGENT CARE - HOT SPRINGS		6			6
ORLANDO FAMILY MEDICAL INC		6			6
ATMORE NURSING CENTER		5	1	17%	6
THE CLINIC PREMISE HEALTH			6	100%	6
PARTNERS PHARMACY OF FLORIDA LLC		6			6
ORLANDO MEDICAL CENTER PL			6	100%	6
FLORIDA HOSPITAL APOPKA		5	1	17%	6
INTERNAL MEDICINE LIPID AND WELNNESS PRACTICE			6	100%	6
TAMPA URGENT CARE			6	100%	6
MIAMI BEACH COMMUNITY HEALTH CENTER INC			6	100%	6
SUFFRIDGE DRIVE GROUP HOME		6			6
METHODIST HOSPITAL			6	100%	6
GEORGE W FERGUSON MD-CONCIERGE MEDICAL SERVICES PL		5	1	17%	6
COMMUNITY HOME HEALTH CARE		6			6
MEDEXPRESS URGENT CARE - STAUNTON		2	4	67%	6
MINUTE CLINIC		1	5	83%	6
TIMBER CREEK PEDIATRICS		6			6
LOUISIANA DEPT OF HEALTH			6	100%	6
OPTUM SILVER LAKES			6	100%	6
ARLINGTON OF NAPLES		6			6
CLEARWATER PEDIATRIC CARE		1	5	83%	6
CVS MINUTE CLINIC DIAGNOSTIC MED GRP OF SAN		4	2	33%	6
CAMELLIA AT DEERWOOD		2	4	67%	6
GLEN FALLS HOSPITAL DEPARTMENT OF PATHOLOGY		6			6
MINUTE-CLINIC DIAGNOSTIC OF VIRGINIA		5	1	17%	6
MINUTECLINIC DIAGNOSTIC OF NEW JERSEY, LLC # 7069		6			6
FLORIDA MEDICAL SPECIALISTS		2	4	67%	6
CAREWELL 301 - WARWICK			6	100%	6
NORTHDALE REHABILITATION CENTER			6	100%	6
MEDEXPRESS URGENT CARE - SWANSEA, N ILLINOIS ST		5	1	17%	6



# COVID-19: testing by laboratory

Data through Jan 26, 2021 verified as of Jan 27, 2021 at 09:25 AM

Data in this report are provisional and subject to change.

The numbers in the table below represent the number of Florida and non-Florida residents for whom test results were received by the Department of Health. A person can be tested by more than one laboratory and can have both positive and negative results. **Therefore, the sum of the numbers in each column will be larger than the total number of people tested.**

Reporting lab	Inconclusive	Negative	Positive	Percent positive	Total
FLORIDA MEDICAL CL ODOM TPA		3	3	50%	6
BROWARD COUNTY HEALTH DEPT.			6	100%	6
CARE ATC - CITY OF BOYNTON BEACH		2	4	67%	6
MINUTECLINIC, LLC #05038		6			6
OSWEGO HOSPITAL LABORATORY		6			6
TEXAS MEDCLINIC			6	100%	6
COLLIER HMA PHYSICIAN MANAGEMENT, LLC			6	100%	6
MEDEXPRESS URGENT CARE - MIDLOTHIAN		6			6
CAPE CORAL URGENT CARE		3	3	50%	6
FHPG_EXP CARE W HILLSBOROUGH			6	100%	6
UT MEMPHIS UNIVERSITY HEALTH SERVICES			6	100%	6
UNILAB		2	4	67%	6
PEDIATRICS URGENT CARE, LLC			6	100%	6
SENIOR LIVING IV SUN CITY LLC		5	1	17%	6
KESHAV RX LLC		6			6
MINUTECLINIC DIAGNOSTIC OF PA, LLC (1036)		5	1	17%	6
CITYMD		1	5	83%	6
MANATEE PEDIATRICS			6	100%	6
ADVENT HEALTH APOPKA		2	4	67%	6
CAPITAL HEALTH PLAN LABORATORIES			6	100%	6
MEDEXPRESS URGENT CARE - BEECH GROVE		5	1	17%	6
CARENOW URGENT CARE-GREEN HILLS		6			6
URGENT TEAM - MUSCLE SHOALS		6			6
MEDEXPRESS URGENT CARE - BATTLE CREEK		4	2	33%	6
BITTINGS APOTHECARY INC		4	2	33%	6
DOH JACKSONVILLE CENTRAL LABORATORY		3	3	50%	6
NORTHSIDE HOSPITAL		2	4	67%	6
PALMS, THE		6			6
MEDEXPRESS URGENT CARE - SALEM		3	3	50%	6
FLORIDA SCHOOL FOR THE DEAF AND THE BLIND			6	100%	6
Northwell Lab		2	4	67%	6
Florida Clinical Laboratory		1	5	83%	6
ST VINCENT'S URGENT CARE		5	1	17%	6
FLORIDA WOMAN CARE LABORATORY			6	100%	6
ETHOS LABORATORIES		6			6
BASSETTI MEDICAL RESEARCH INC		4	2	33%	6
VITAS HEALTH INC			6	100%	6
MEDEXPRESS URGENT CARE-PETERS TWP		5	1	17%	6
MERCY COLLEGE HEALTH OFFICE		6			6
AHEC CLINIC		1	5	83%	6
CAPRONA GROUP HOME			6	100%	6
TAMIAMI LAB MILLENIUUM			6	100%	6
WATAUGA MEDICAL CENTER		4	2	33%	6
DR PHILLIPS MEDICAL WELLNESS CENTER		6			6
CONCENTRA			6	100%	6
NORTH FLORIDA PEDIATRICS JASPER			6	100%	6
CARENOW URGENT CARE-DONELSON		4	2	33%	6

# COVID-19: testing by laboratory

Data through Jan 26, 2021 verified as of Jan 27, 2021 at 09:25 AM

Data in this report are provisional and subject to change.

The numbers in the table below represent the number of Florida and non-Florida residents for whom test results were received by the Department of Health. A person can be tested by more than one laboratory and can have both positive and negative results. **Therefore, the sum of the numbers in each column will be larger than the total number of people tested.**

Reporting lab	Inconclusive	Negative	Positive	Percent positive	Total
YAZJI PEDIATRIC CARE LLC DBA TUKA PEDIATRICS			6	100%	6
VIBRANT AMERICA		4	2	33%	6
PATHGROUP LABS, LLC		4	2	33%	6
GENETIC TECHNOLOGICAL INNOVATIONS			6	100%	6
ENIGMA DIAGNOSTIC, INC.			6	100%	6
MINUTECLINIC DIAGNOSTIC OF TEXAS		5	1	17%	6
RICH STREET GROUP HOME			6	100%	6
PRESBYTERIAN HOME		6			6
RIVER CITY PRIMARY AND URGENT CARE			6	100%	6
CHILDREN'S HOSPITAL OF PHILADELPHIA		5	1	17%	6
GRACE REHABILITATION CENTER OF VERO BEACH		4	2	33%	6
CITIZENS BAPTIST MEDICAL CENTERS LAB		5	1	17%	6
BETH ISRAEL DEACONESS MEDICAL CENTER			6	100%	6
MINUTECLINIC INCORPORATE, LLC		4	2	33%	6
PROHEALTH MED		1	5	83%	6
AMERICAN EAGLE LEESBURG AL LLC DBA VISTA LAKE			6	100%	6
MINUTECLINIC, LLC #244		5	1	17%	6
AARK LABORATORY		6			6
SOUTHEASTERN PEDIATRIC ASSOCIATES			6	100%	6
NORTHERN DUTCHESS HOSPITAL LABORATORY		5	1	17%	6
JERSEY SHORE MEDICAL CENTER		6			6
CVS MINUTE CLINIC DIAGNOSTIC OF TN #6044		6			6
OPTUM PRIMARY CARE - FOUNTAIN OAKS		2	4	67%	6
EL PARAISO HOME INC		6			6
NEUPATH DIAGNOSTICS		4	2	33%	6
BAYCARE ALLIANT HOSPITAL			6	100%	6
THE VILLAGES REGIONAL HOSPITAL FREESTANDING		3	3	50%	6
ST LUKES ROOSEVELT LABORATORY		6			6
FLORIDA MEDICAL CLINIC IM MLK		6			6
MC DIAGNOSTIC OF CONNECTICUT , PC # 3		4	2	33%	6
MEDEXPRESS URGENT CARE-PITTSFIELD		6			6
BERRYHILL MANOR		6			6
HOPE HEALTHCARE		6			6
MINUTECLINIC DIAGNOSTIC OF TN PC #242		4	2	33%	6
PR HEALTH		1	5	83%	6
XPRESS URGENT CARE LLC		6			6
PANCARE HEALTH - HOSFORD SCHOOL			6	100%	6
HILA BECKERMAN MD LLC		6			6
MINUTECLINIC DIAGNOSTIC OF SC, LLC #2		5	1	17%	6
MEDEXPRESS URGENT CARE - RICHMOND, NINE MILE RD		5	1	17%	6
LUMADOC HEALTH		4	2	33%	6
MEDICAL CENTER AT OCEAN REEF		1	5	83%	6
KEYSTONE REHABILITATION AND HEALTH CENTER		1	4	80%	5
ST. LUCIE COUNTY HEALTH DEPARTMENT		4	1	20%	5
HILLSBOROUGH COUNTY HEALTH DEPARTMENT			5	100%	5
SUTTER TRACY COMMUNITY HOSPITAL			5	100%	5
Lehigh Acres Health and Rehabilitation			5	100%	5

# COVID-19: testing by laboratory

Data through Jan 26, 2021 verified as of Jan 27, 2021 at 09:25 AM

Data in this report are provisional and subject to change.

The numbers in the table below represent the number of Florida and non-Florida residents for whom test results were received by the Department of Health. A person can be tested by more than one laboratory and can have both positive and negative results. **Therefore, the sum of the numbers in each column will be larger than the total number of people tested.**

Reporting lab	Inconclusive	Negative	Positive	Percent positive	Total
MINUTECLINIC DIAGNOSTIC OF ILLINOIS LL		5			5
PRECISION LABS LLC		2	3	60%	5
THE GOOD SHEPARDS OF DELAND-WEST		5			5
COMMUNITY HEALTH OF SOUTH FLORIDA			5	100%	5
MINUTECLINIC DIAGNOSTIC OF TN PC #442		4	1	20%	5
AVALON MEDICAL WALK IN CLINIC			5	100%	5
DR. PHILLIPS MEDICAL WELLNESS CENTER		3	2	40%	5
AMERICAN MEDICAL RESPONSE - DENVER		2	3	60%	5
GUIDEWELL EMERGENCY MEDICINE DOCTORS LLC			5	100%	5
VAIL VALLEY MEDICAL CENTER			5	100%	5
CVS MO8590POCT KANSAS CITY		1	4	80%	5
MIAMI CANCER INSTITUTE			5	100%	5
KEY TRAINING CENTER			5	100%	5
NORTH SHORE HEMATOLOGY-ONCOLOGY ASSOCIATES, PC		5			5
NIGHT LITE PEDIATRICS CENTER		1	4	80%	5
MINUTECLINIC DIAGNOSTIC OF NEW JERSEY, FINLAY		5			5
MEDICAL CENTER OF BLOUNTSTOWN			5	100%	5
MOUNT SINAI BROOKLYN LABORATORY		4	1	20%	5
MEDEXPRESS URGENT CARE-NESHANNOCK TWP		4	1	20%	5
OPTUMCARE FLORIDA, LLC		3	2	40%	5
AUGUSTA HEALTH			5	100%	5
MINUTE CLINIC DIAGNOSTIC OF SOUTH CAROLINA		4	1	20%	5
SANFORD PEDIATRIC ASSOCIATES, PA		3	2	40%	5
COPELAND MEDICAL CLINIC		3	2	40%	5
JOHN T MATHER MEMORIAL HOSPITAL LABORATORY		5			5
BOCA BIOLISTICS LLC			5	100%	5
INDIAN RIVER PRIMARY CARE PA		5			5
REMISE OCCUPATIONAL HEALTH SOLUTIONS INC			5	100%	5
MAXHEALTH		4	1	20%	5
KENILWORTH CARE & REHABILITATION CENTER			5	100%	5
MINUTECLINIC DIAGNOSTIC OF GEORGIA, LL		5			5
NOVANT HEALTH UVA		2	3	60%	5
RIVERVIEW ALF OPERATOR LLC			5	100%	5
BRIDGE DIAGNOSTICS			5	100%	5
WIREGRASS MEDICAL CENTER			5	100%	5
MINUTECLINIC, LLC #03965		5			5
UPMC HEALTH SYSTEM		4	1	20%	5
NORTH PINELLAS CHILDRENS MEDICAL CENTER INC			5	100%	5
DOCTORS EXPRESS OF ST PETERSBURG			5	100%	5
EGL GENETICS DIAGNOSTICS			5	100%	5
OCEAN REEF MEDICAL CENTER, LLC			5	100%	5
COOPER HOSPITAL/UNIVERSITY MEDICAL		5			5
MINUTECLINIC MINUTECLINIC #4977		3	2	40%	5
INNOVATIVE COVID-DIVERSEY			5	100%	5
ELITE MD GROUP INC		1	4	80%	5
REHABILITATION CENTER AT JUPITER GARDENS		5			5

# COVID-19: testing by laboratory

Data through Jan 26, 2021 verified as of Jan 27, 2021 at 09:25 AM

Data in this report are provisional and subject to change.

The numbers in the table below represent the number of Florida and non-Florida residents for whom test results were received by the Department of Health. A person can be tested by more than one laboratory and can have both positive and negative results. **Therefore, the sum of the numbers in each column will be larger than the total number of people tested.**

Reporting lab	Inconclusive	Negative	Positive	Percent positive	Total
KIMBERLY J HENDERSON MD PC		4	1	20%	5
FHMG_FM AND IM AVALON PARK		1	4	80%	5
DOTHAN WEST FAMILY MEDICINE		3	2	40%	5
PEDIATRICS OF ALTAMONTE		5			5
PEDIATRICS OF CENTRAL FLORIDA – POINCIANA		3	2	40%	5
CAREHERE LCS- EUSTIS			5	100%	5
UNIVERSITY OF MIAMI MILLER SCHOOL OF MEDICINE			5	100%	5
TENDER CARE ALF		5			5
FAMILY CARE MEDICAL CENTER			5	100%	5
COLUMBIA MEMORIAL HOSPITAL LABORATORY		5			5
WEST PACIFIC MEDICAL LABORATORY			5	100%	5
HUNTERS CREEK PEDIATRICS		5			5
Fouraker Hills Rehab and Nursing			5	100%	5
EASTCHESTER PEDIATRIC MEDICAL GROUP		5			5
NORTHSIDE HOSPITAL ATLANTA		3	2	40%	5
CVS MINUTE CLINIC DIAGNOSTIC		4	1	20%	5
JOHN W NORRIS III MD PA			5	100%	5
MANATEE COUNTY JAIL		4	1	20%	5
GREENVILLE MEMORIAL HOSPITAL LAB			5	100%	5
JOE DIMAGGIO CHILDREN'S HOSPITAL		1	4	80%	5
TERRACINA LLC			5	100%	5
WAKEMED		1	4	80%	5
MINUTECLINIC DIAGNOSTICS OF IND, LLC		5			5
MINUTE CLINIC, LLC #1434		5			5
LABS PLUS LLC		5			5
URGENT CARE OF ERWIN		5			5
HENDRY REGIONAL CONVENIENT CARE CENTER			5	100%	5
BROWNE MEDICAL		5			5
ADVENTHEALTH CAR CENTER APOPKA			5	100%	5
MINUTE CLINIC DIAGNOSTIC OF MICHIGAN PC		5			5
DOCS URGENT CARE		1	4	80%	5
CVS CA9165POCT SAN DIEGO		5			5
GULF COAST VETERANS HCS PANAMA CITY OPC		5			5
FRUITVILLE URGENT CARE			5	100%	5
MD NOW MEDICAL CENTER INC			5	100%	5
CHAMPLAIN VALLEY PHYSICIANS HOSPITAL		3	2	40%	5
UW MEDICINE VIROLOGY LAB			5	100%	5
HAWTHORNE INN OF LAKELAND		5			5
SIMEDHEALTH LLC		2	3	60%	5
MEDEXPRESS URGENT CARE - IRVING		5			5
Life Care Center of Estero			5	100%	5
HEALTH AND WELLNESS CENTER			5	100%	5
SHEEPSHEAD BAY URGENT CARE		5			5
ST JOSEPHS CHILDRENS OUTREACH			5	100%	5
GRAND VILLA OF ORMOND BEACH		3	2	40%	5
UHEALTH UNIVERSITY OF MIAMI			5	100%	5
RELIANT IMMUNE DIAGNOSTICS			5	100%	5

# COVID-19: testing by laboratory

Data through Jan 26, 2021 verified as of Jan 27, 2021 at 09:25 AM

Data in this report are provisional and subject to change.

The numbers in the table below represent the number of Florida and non-Florida residents for whom test results were received by the Department of Health. A person can be tested by more than one laboratory and can have both positive and negative results. **Therefore, the sum of the numbers in each column will be larger than the total number of people tested.**

Reporting lab	Inconclusive	Negative	Positive	Percent positive	Total
INTERNAL MEDICINE & PRIMARY CARE ASSOCIATES, PLC			5	100%	5
NORTH DADE NURSING AND REHABILITATION CENTER			5	100%	5
FLORIDA HOSPITAL LAKE MARY		5			5
Army Residence Community		5			5
BLOOMINGDALE PEDIATRIC ASSOCIATES PA			5	100%	5
COVID RAPID LABS			5	100%	5
ST JOHNS BIOMEDICAL LAB		5			5
ELLIS HOSPITAL LABORATORY		5			5
APEX HOME HEALTH CARE		4	1	20%	5
CRESTWOOD MEDICAL CENTER		4	1	20%	5
ATLANTIC COMMUNITY HIGH SCHOOL		4	1	20%	5
CORAL LANDING ASSISTED LIVING		5			5
CULINARY INSTITUTE OF AMERICA STUDENT	3	2			5
CENTREX CLINICAL LABS INC		5			5
BETHESDA COMMUNITY HEALTH CENTER			5	100%	5
DELIVER MY MEDS CORP		5			5
LAKE MARY HEALTH AND REHABILITATION CENTER		1	4	80%	5
PM PEDIATRICS OF BAYSIDE PLLC		5			5
PUTNAM HOSPITAL CENTER LABORATORY		5			5
MEDEXPRESS URGENT CARE MORGANTOWN		5			5
ST JOSEPH WOMENS HOSPITAL			5	100%	5
WEEMS MEDICAL CENTERS		2	3	60%	5
DANIEL M LIBBY MD PLLC		5			5
MINUTECLINIC DIAGNOSTIC OF LOUISIANA,		4	1	20%	5
NORTHPORT MEDICAL CENTER LAB		5			5
CLEVELAND CLINIC MARTIN HEALTH NURSING & RESTORATIVE		5			5
Conway Lakes Health and Rehabilitation Center		5			5
LONGWOOD PEDIATRICS LLC			5	100%	5
LABCORP UNSPECIFIED		5			5
ALL CHILDREN'S HOSPITAL DEPT OF GENERAL PEDIATRICS			5	100%	5
NEW HAMPSHIRE DEPARTMENT OF HEALTH AND HUMAN SERVICES		3	2	40%	5
FRANCES WARDE MEDICAL LABORATORY		2	3	60%	5
APOLLO GARDENS RETIREMENT RESIDENCE CARE		5			5
SOMA MEDICAL CENTER MD PA #7 PEDIATRICS			5	100%	5
CONCENTRA URGENT CARE		1	4	80%	5
QUINTON MEMORIAL HEALTH CARE CENTER		5			5
PARRISH HEALTH CENTER		5			5
LAKEVIEW TERRACE HOME HEALTH SERVICES LLC			5	100%	5
COMMONS AT ORLANDO LUTHERAN TOWERS SNF			5	100%	5
TULLAHOMA HMA, LLC		4	1	20%	5
Avalon Healthcare and Rehabilitation Center			5	100%	5
UCF STUDENT HEALTH SERVICES LABORATORY		2	3	60%	5
FLORIDA PREMIER MEDICAL CARE PA			5	100%	5
LAKE CONWAY URGENT CARE LLC		2	3	60%	5
BAYSHORE LABORATORY		4	1	20%	5
LAKE NONA PEDIATRICS IN ASSOCIATION WITH NEMOURS		5			5
MEDEXPRESS URGENT CARE PORT HURON		4	1	20%	5



# COVID-19: testing by laboratory

Data through Jan 26, 2021 verified as of Jan 27, 2021 at 09:25 AM

Data in this report are provisional and subject to change.

The numbers in the table below represent the number of Florida and non-Florida residents for whom test results were received by the Department of Health. A person can be tested by more than one laboratory and can have both positive and negative results. **Therefore, the sum of the numbers in each column will be larger than the total number of people tested.**

Reporting lab	Inconclusive	Negative	Positive	Percent positive	Total
MC DIAGNOSTIC OF CONNECTICUT, PC #1966		5			5
GUTHRIE MEDICAL GROUP LABORATORIES		5			5
MEDEXPRESS URGENT CARE - HUNTINGTON WE		5			5
PEDIATRIC URGENT HEALTH CARE			5	100%	5
CVA MINUTE CLINIC DIAGNOSTIC OF VIRGINIA, LLC		5			5
LAKE COUNTY DETENTION CENTER		3	2	40%	5
MC DIAGNOSTIC OF CONNECTICUT PC #459		5			5
JUPITER ISLAND MEDICAL CLINIC INC		5			5
CVS NC3516POCT WINSTON SALEM		5			5
KETTERING HEALTH			5	100%	5
HAVEN HOSPICE IN CHIEFLAND			5	100%	5
DEPARTMENT OF HEALTH AND HUMAN SERVICES LANSING			5	100%	5
SOUTH FLORIDA FAMILY HEALTH & RESEARCH CTR			5	100%	5
BAPTIST HEALTH - TOWN CENTER			5	100%	5
PHYSICIANS FOR CHILDREN			5	100%	5
MINUTE-CLINIC DIAGNOSTIC OF VIRGINIA, LLC #2003		4	1	20%	5
COASTAL COMPLETE CARE			5	100%	5
URGENT TEAM - HUNTSVILLE		4	1	20%	5
SOMA MEDICAL CENTER, PA #4 FLORIDA MANGO			5	100%	5
MINUTECLINIC DIAGNOSTIC OF TN PC #6435		5			5
XRL SXF REF LAB		5			5
WATERTOWN URGENT CARE PLLC		5			5
CITRUS CARE CLINIC			5	100%	5
MINUTE CLINIC LLC #2775		5			5
LEE MEMORIAL HEALTH SYSTEM		2	3	60%	5
INFECTION CONTROL/ EMPHEALTH		3	2	40%	5
CARL R DARNALL ARMY MEDICAL CENTER			5	100%	5
SOUTHERN OCEAN MEDICAL CENTER		5			5
AEL KNOXVILLE			5	100%	5
OKLAHOMA STATE DEPARTMENT OF HEALTH-PUBLIC HEALTH LABORATORY			5	100%	5
CDRX INFUSION			5	100%	5
MINUTECLINIC DIAG OF IND LLC #6998		4	1	20%	5
PREMIER FAMILY HEALTH PA			5	100%	5
ADVANCED RESEARCH FOR HEALTH IMPROVEMENT		3	2	40%	5
BEACH HOUSE		5			5
ORLANDO FAMILY PHYSICIANS			5	100%	5
MEDEXPRESS URGENT CARE - GLENDALE		5			5
EAST BANK HOSPITAL - UNIVERSITY OF MINNESOTA MEDICAL CENTER			5	100%	5
MCR HEALTH LAWTON CHILES ADMINISTRATION STE A		1	4	80%	5
CYPRESS CREEK MEDICAL CENTER			5	100%	5
URGENT CARE OF LONGWOOD			5	100%	5
MEDEXPRESS URGENT CARE MURRYSVILLE		3	2	40%	5
ST CLOUD COMPOUNDING PHARMACY & WELLNESS CENTER		5			5
THE UNIVERSITY OF VERMONT MEDICAL CENTER		4	1	20%	5
OMNICARE PHARMACY OFTEXAS 1, LP DBA OMNICARE		5			5
VIERA PEDIATRICS		1	4	80%	5
HOLLY HILL HOME INFUSION SERVICE		5			5

# COVID-19: testing by laboratory

Data through Jan 26, 2021 verified as of Jan 27, 2021 at 09:25 AM

Data in this report are provisional and subject to change.

The numbers in the table below represent the number of Florida and non-Florida residents for whom test results were received by the Department of Health. A person can be tested by more than one laboratory and can have both positive and negative results. **Therefore, the sum of the numbers in each column will be larger than the total number of people tested.**

Reporting lab	Inconclusive	Negative	Positive	Percent positive	Total
UNIVERSITY OF CHICAGO MEDICAL CENTER LAB			5	100%	5
WHITE WILSON MEDICAL CENTER NEPHROLOGY		1	4	80%	5
MEDEXPRESS URGENT CARE - WILLIAMSPORT		4	1	20%	5
NELSON BIOLOGICAL			5	100%	5
RIO PINAR HEALTH CARE			5	100%	5
MINUTE CLINIC DIAGNOSTIC OF NORTH CAROLINA		5			5
FAMILY MEDICINE MEDICAL DRIVE		5			5
UT SOUTHWESTERN MEDICAL CENTER			5	100%	5
RUSH UNIVERSITY MEDICAL CENTER LABORATORY			5	100%	5
MINUTECLINIC DIAGNOSTIC OF PENNSYLVANIA, LLD #1545		5			5
WOODHULL MEDICAL AND MENTAL HEALTH CTR		5			5
PRECISION DIAGNOSTICS INC - NJ		5			5
FLAGLER HEALTH SERVICES INC			5	100%	5
GRAND VILLA OF ENGLEWOOD		1	4	80%	5
URGENT CARE COASTAL GA			5	100%	5
MINUTECLINIC MINUTECLINIC #8505		3	2	40%	5
ALPHADERA LABS, LLC			5	100%	5
LONG ISLAND JEWISH FOREST HILLS HOSPITAL		5			5
BOROPARK URGENT CARE		4	1	20%	5
MEDEXPRESS URGENT CARE-MUNCIE		5			5
MEDEXPRESS URGENT CARE - STATE COLLEGE		4	1	20%	5
TANNER MEDICAL CENTER EAST AL		5			5
WESTMINSTER SHORES			5	100%	5
MAIN STREET MEDICAL CENTER OF CRESTVIEW PA		1	4	80%	5
MINUTECLINIC, LLC #1586		3	2	40%	5
MINUTE-CLINIC DIAGNOSTIC OF VIRGINIA, LLC #794		5			5
Kennedy University Hospital		5			5
ACCENTCARE		5			5
URGENT MED INC		3	2	40%	5
DICKSON MEDICAL ASSOCIATES PC PATH LAB		4	1	20%	5
FLORIDA DEPARTMENT OF HEALTH - INVERNESS		3	2	40%	5
MEDEXPRESS URGENT CARE - CLARKSBURG		5			5
WALGREENS #07034		4			4
GUTHRIE MEDICAL GROUP - CORNING		3	1	25%	4
MCKENZIE-WILLAMETTE MEDICAL CENTER LAB		4			4
BIG BEND HOSPICE INC		4			4
DOTHAN PEDIATRIC CLINIC			4	100%	4
MEDEXPRESS URGENT CARE - WEIRTON		4			4
CRESTAR LABS		2	2	50%	4
LEON MEDICAL CENTERS, LLC			4	100%	4
ELITE MEDICAL CENTER			4	100%	4
FISHERMEN'S HOSPITAL			4	100%	4
BARTON MEMORIAL HOSPITAL		3	1	25%	4
MEDEXPRESS URGENT CARE - TEAYS VALLEY		3	1	25%	4
WESLEY CHAPEL INTERNAL MEDICINE AND PEDIATRICS			4	100%	4
CLINICAL LABORATORIES OF THE BUFFALO		3	1	25%	4
MINUTECLINIC, LLC #1796		3	1	25%	4

# COVID-19: testing by laboratory

Data through Jan 26, 2021 verified as of Jan 27, 2021 at 09:25 AM

Data in this report are provisional and subject to change.

The numbers in the table below represent the number of Florida and non-Florida residents for whom test results were received by the Department of Health. A person can be tested by more than one laboratory and can have both positive and negative results. **Therefore, the sum of the numbers in each column will be larger than the total number of people tested.**

Reporting lab	Inconclusive	Negative	Positive	Percent positive	Total
ADVENTHEALTH NEW SMYRNA BEACH COMMUNITY HEALTH			4	100%	4
FORSYTH HOUSE			4	100%	4
HNL LAB MEDICINE		3	1	25%	4
MONTANA DEPARTMENT OF PUBLIC HEALTH & HUMAN SERVICES			4	100%	4
DISCOVERY VILLAGE AT STUART		1	3	75%	4
SONIC REFERENCE LABORATORY			4	100%	4
UNIVERSITY OF WASHINGTON MEDICAL CENTER (UWMC) EMERGENCY DEPT.			4	100%	4
West Gate Village, LLC		4			4
BETHPAGE EXTENDED HOURS CENTER		4			4
TRUE HEALTH- HOFFNER		3	1	25%	4
REFUGE A HEALING PLACE, THE			4	100%	4
OKLAHOMA STATE UNIVERSITY DIAGNOSTIC LAB			4	100%	4
State Lab Unspecifd			4	100%	4
PRL NYC PANDEMIC RESPONSE LAB			4	100%	4
THONOTOSASSA COMMUNITY HEALTH CENTER		1	3	75%	4
DES PLAINES CLINICAL LAB		2	2	50%	4
GULF COAST PEDIATRICS OF SARASOTA PA		1	3	75%	4
FHCP - ORMOND BEACH			4	100%	4
MEMORIAL HEALTHCARE SYSTEM		1	3	75%	4
MEDEXPRESS URGENT CARE - TARENTUM		4			4
MINUTECLINIC DIAG OF IND, LLC #10190		4			4
HOME DOCS		2	2	50%	4
MINUTE CLINIC OF KANSAS PA		1	3	75%	4
SOMA MEDICAL CENTER, P.A.			4	100%	4
FAMILY MEDICINE AT WATERMAN		4			4
L3HARRIS FAMILY MEDICAL CENTER			4	100%	4
LATCHER LABORATORY OF A O FOX MEMORIAL		2	2	50%	4
UNIVERSITY OF MIAMI MILLER SCHOOL			4	100%	4
Calusa Harbour			4	100%	4
ORLANDO ORTHOPAEDIC OUTPATIENT SURGERY CENTER		1	3	75%	4
IMIC INC RESEARCH			4	100%	4
BOND & STEELE CLINIC PA D/B/A BOND CLINIC PA		4			4
SOUTHERN LABORATORY SERVICES OF NWF		4			4
OMNICARE PHARMACY OF TEXAS 1		4			4
MEDICINE SHOPPE #1306 THE		3	1	25%	4
WHEELER LABORATORY		3	1	25%	4
MINUTECLINIC DIAG OF IND LLC #8651		3	1	25%	4
CELAL GUROL ERBAY, MD			4	100%	4
MEDEXPRESS URGENT CARE - MARKHAM STREE		3	1	25%	4
SOUTHEASTERN REGIONAL MEDICAL CENTER			4	100%	4
MC DIAGNOSTIC OF CONNECTICUT, PC # 257		3	1	25%	4
PRIMECARE		2	2	50%	4
MEDEXPRESS - NEWARK		4			4
MINUTE CLINIC DIAGNOSTIC OF TEXAS, LLC		4			4
CVS GA2470POCT CANTON		4			4
SOUTHWESTERN REGIONAL MEDICAL CENTER - TULSA		4			4
TARPON SPRINGS PEDIATRICS, LLC			4	100%	4

# COVID-19: testing by laboratory

Data through Jan 26, 2021 verified as of Jan 27, 2021 at 09:25 AM

Data in this report are provisional and subject to change.

The numbers in the table below represent the number of Florida and non-Florida residents for whom test results were received by the Department of Health. A person can be tested by more than one laboratory and can have both positive and negative results. **Therefore, the sum of the numbers in each column will be larger than the total number of people tested.**

Reporting lab	Inconclusive	Negative	Positive	Percent positive	Total
HAMPTON ALF AT 24TH ROAD LLC			4	100%	4
MINUTECLINIC DIAGNOSTIC OF TN PC #643		2	2	50%	4
MEDEXPRESS URGENT CARE - PRINCETON		4			4
Park Ridge Nursing Center		3	1	25%	4
MEDEXPRESS URGENT CARE PLEASANT HILLS		3	1	25%	4
MINUTECLINIC #2860		3	1	25%	4
INTEGRATED FAMILY MEDICAL CENTER			4	100%	4
UNC HOSPITAL/MCLENDON CLINICAL LABORATORIES			4	100%	4
AURORA BAYCARE UROLOGY			4	100%	4
COURTYARD GARDENS OF BOYNTON BEACH, LLC		1	3	75%	4
MINUTECLINIC DIAGNOSTIC OF VIRGINIA, LLC #255		4			4
AHC Decatur County		4			4
MEDEXPRESS - NEW CASTLE, DUPONT HWY		4			4
FLORIDA PRIMARY & SPECIALTY CARE		4			4
DERMATOLOGY SPECIALISTS OF FL - DR. JON WARD			4	100%	4
ENTRUST IMMEDIATE CARE			4	100%	4
PANCARE HEALTH - PONCE DE LEON			4	100%	4
ABSOLUTE HEALTH		4			4
MD ANDERSON			4	100%	4
MINUTECLINIC DIAGNOSTIC OF OKLAHOMA		3	1	25%	4
BENEVA LAKES HEALTHCARE & REHAB CENTER			4	100%	4
GENEVA GENERAL HOSPITAL LABORATORY		3	1	25%	4
CVS MINUTE CLINIC, LLC #22		3	1	25%	4
MEDEXPRESS URGENT CARE - CULPEPER		4			4
ADVENT HEALTH - TUSKAWILLA		4			4
CARENOW URGENT CARE - WINTER SPRINGS		3	1	25%	4
SCIENCE CARE			4	100%	4
RELIANT ACUTE CARE			4	100%	4
MIAMI COMMUNITY HEALTH CENTER INC		1	3	75%	4
LAFAYETTE NURSING AND REHAB			4	100%	4
ADVENTHEALTH MEDICAL GROUP MULTISPECIALTY			4	100%	4
PHYSICIANS IMMEDIATE CARE ELGIN			4	100%	4
MAILBOX DIAGNOSTICS		2	2	50%	4
LAKE FOREST PARK OP CO LLC		4			4
HELIX KH UC			4	100%	4
MEDEXPRESS URGENT CARE - MBURG COMMONS		4			4
MARSHFIELD LABORATORIES			4	100%	4
MIAMI MEDICAL CONSULTANT PA			4	100%	4
OHIO DEPARTMENT OF HEALTH			4	100%	4
Westminster Manor		3	1	25%	4
VITRO MOLECULAR LABORATORIES			4	100%	4
PALM BAY FAMILY PRACTICE			4	100%	4
VITAL CARE URGENT CARE			4	100%	4
PM PEDIATRICS OF SELDEN		3	1	25%	4
MEDICAL PAVILION CLINIC			4	100%	4
ST. MARY'S HOSPITAL			4	100%	4
DIAGNOSTIC & MEDICAL SPECIALISTS OF GREENWICH		2	2	50%	4

# COVID-19: testing by laboratory

Data through Jan 26, 2021 verified as of Jan 27, 2021 at 09:25 AM

Data in this report are provisional and subject to change.

The numbers in the table below represent the number of Florida and non-Florida residents for whom test results were received by the Department of Health. A person can be tested by more than one laboratory and can have both positive and negative results. **Therefore, the sum of the numbers in each column will be larger than the total number of people tested.**

Reporting lab	Inconclusive	Negative	Positive	Percent positive	Total
MEDEXPRESS - COLLINSVILLE BELT LINE		3	1	25%	4
MEDEXPRESS URGENT CARE LAVALE		4			4
EXPRESS CARE OF TAMPA BAY LLC		2	2	50%	4
Life Care Center of Orlando			4	100%	4
BOONE DRUG & HEALTHCARE AT DEERFIELD			4	100%	4
CENTERPLACE HEALTH, INC			4	100%	4
URGENT CARE OF NEW YORK		4			4
QUICK CARE MED WALK IN AND URGENT CARE			4	100%	4
PHYSICIANS IMMEDIATE CARE AURORA			4	100%	4
VENICE GREEN VILLAGE		3	1	25%	4
DEPARTMENT OF HEALTH AND HUMAN SERVICES		2	2	50%	4
MINUTECLINIC DIAGNOSTIC OF TN PC #5671		3	1	25%	4
SANDGATE GARDENS REHAB & NURSING CENTER		3	1	25%	4
DYNACARE LABORATORIES			4	100%	4
CITY OF CLEARWATER EMPLOYEE HEALTH CENTER		1	3	75%	4
PALM HARBOR DERMATOLOGY		4			4
MEDEXPRESS URGENT CARE - BECKLEY CROSS		3	1	25%	4
WESTPAC LABS INC			4	100%	4
PANCARE HEALTH YOUNGSTOWN			4	100%	4
MINUTECLINIC DIAGNOSTIC OF WISCONSIN, LLC		4			4
Walker BaptistMedCtr		3	1	25%	4
MEDEXPRESS URGENT CARE - FORT WORTH S		3	1	25%	4
CARENOW URGENT CARE-HERMITAGE			4	100%	4
AFFINITY URGENT CARE			4	100%	4
HARLEM HOSPITAL CENTER		3	1	25%	4
MINUTECLINIC DIAGNOSTIC OF ILLINOIS		3	1	25%	4
MEDEXPRESS URGENT CARE - KOKOMO		4			4
UNION CITY MANOR NURSING CENTER		4			4
FLORIDA HEART AND VASCULAR			4	100%	4
COMPASSION PEDIATRICS			4	100%	4
FIFTH AVENUE PEDIATRICS		3	1	25%	4
CAREATC, INC.			4	100%	4
BAPTIST HEALTH MEDICAL CENTER			4	100%	4
REDMED OF CROSSTOWN		1	3	75%	4
CVS MINUTE CLINIC DIAGNOSTIC PA #3060		3	1	25%	4
URGENT CARE - OCONEE		2	2	50%	4
ANCHOR CARE AND REHABILITATION CENTER		3	1	25%	4
CLAY PRIMARY & FAMILY CARE LLC			4	100%	4
DTR LABS		3	1	25%	4
FLORIDA HEALTHCARE OF ORLANDO			4	100%	4
DIAGNOSTECHS		4			4
FLORIDA CANCER SPECIALISTS AND RESEARCH		2	2	50%	4
BIRMINGHAM VAMC		1	3	75%	4
Signature Healthcare of Savannah		4			4
MINUTECLINIC DIAGNOSTIC OF SC, LLC #7		2	2	50%	4
CHILDREN'S MEDICAL GROUP		4			4
THE OASIS ALF		4			4



# COVID-19: testing by laboratory

Data through Jan 26, 2021 verified as of Jan 27, 2021 at 09:25 AM

Data in this report are provisional and subject to change.

The numbers in the table below represent the number of Florida and non-Florida residents for whom test results were received by the Department of Health. A person can be tested by more than one laboratory and can have both positive and negative results. **Therefore, the sum of the numbers in each column will be larger than the total number of people tested.**

Reporting lab	Inconclusive	Negative	Positive	Percent positive	Total
WILLIAM A HINTON STATE LABORATORY INSTITUTE		1	3	75%	4
MEDEXPRESS URGENT CARE - MOUNTAIN HOME		3	1	25%	4
TERENCE B MITCHELL MD, INC			4	100%	4
FLORENCE - HUNTSVILLE HOSPITAL URGENT CARE		3	1	25%	4
MIZELL MEMORIAL HOSPITAL			4	100%	4
CAPITAL HEALTH LABORATORY INC			4	100%	4
CONSULATE HEATH CARE AT WEST ALTAMONTE			4	100%	4
PEACEHEALTH LABORATORIES		3	1	25%	4
NEULIFE NEUROLOGICAL SERVICES LLC			4	100%	4
Millennium Nursing & Rehab Center		4			4
CELEBRATION PEDIATRICS			4	100%	4
PENSACOLA PEDIATRICS MILTON			4	100%	4
THE RETREAT AT PORT ORANGE			4	100%	4
LIFE CARE HOME HEALTH SERVICES LLC		1	3	75%	4
CARE ONE PRIMARY CARE			4	100%	4
MEDEXPRESS URGENT CARE - SOUTH PARKERSBURG		4			4
CELERION			4	100%	4
DEPARTMENT OF PATHOLOGY ROME MEMORIAL		3	1	25%	4
Crowne Health Care of Montgomery		4			4
INTERMARKET FACILITY			4	100%	4
SJH			4	100%	4
DYNAMIC HEALTH CENTERS INC		2	2	50%	4
VIDANT MEDICAL CENTER			4	100%	4
MEASE CONTINUING CARE		2	2	50%	4
A & R RESEARCH GROUP			4	100%	4
BIOTEST PLASMA CENTER		4			4
CVS NJ836POCT RUNNEMEDE		4			4
REHABILITATION CENTER OF WINTER PARK,THE			4	100%	4
CVS TN5601POCT LENOIR CITY		4			4
ARCPOINT LABS OF FORT LAUDERDALE, FL CENTRAL		1	3	75%	4
WILSON PEDIATRICS			4	100%	4
DEPARTMENT OF HEALTH/ NEW YORK			4	100%	4
CAPE COD HOSPITAL			4	100%	4
SIGNATURE CARE MONTROSE		2	2	50%	4
USCG SECTOR ST PETE		1	3	75%	4
ADULT MEDICINE OF LAKE COUNTY INC			4	100%	4
NOVADX		2	2	50%	4
Sunrise Health and Rehabilitation Center			4	100%	4
OVIEDO CHILDRENS HEALTH CENTER LLC		1	3	75%	4
CAREWELL 202			4	100%	4
GEORGE E WEEMS MEMORIAL HOSPITAL LAB		3	1	25%	4
MINUTECLINIC DIAGNOSTIC OF NORTH CAROLINA PC #5341		3	1	25%	4
SunTerrace Health Care Center		3	1	25%	4
PANCARE HEALTH - KATE SMITH ELEMENTARY		1	3	75%	4
ARKANSAS DEPARTMENT OF HEALTH			4	100%	4
HEALTHY MINORS PEDIATRIC URGENT CARE		4			4
ALVARO J DANGOND MD PA		4			4

# COVID-19: testing by laboratory

Data through Jan 26, 2021 verified as of Jan 27, 2021 at 09:25 AM

Data in this report are provisional and subject to change.

The numbers in the table below represent the number of Florida and non-Florida residents for whom test results were received by the Department of Health. A person can be tested by more than one laboratory and can have both positive and negative results. **Therefore, the sum of the numbers in each column will be larger than the total number of people tested.**

Reporting lab	Inconclusive	Negative	Positive	Percent positive	Total
LEMOYNE COLLEGE WELLNESS CENTER FOR		4			4
BROOKDALE NEW PORT RICHEY			4	100%	4
MINUTECLINIC, LLC #1470		4			4
MINUTECLINIC DIAGNOSTIC OF NEVADA #87		2	2	50%	4
PELICAN LANDING		1	3	75%	4
MEDEXPRESS URGENT CARE - BLUEFIELD		3	1	25%	4
SOUTHEASTERN DERMATOLOGY GROUP PA		3	1	25%	4
MARSHALL MEDICAL CENTER SOUTH LAB		3	1	25%	4
ENCOMPASS HOME HEALTH		4			4
MEDEXPRESS URGENT CARE - FREDERICK		4			4
MC DIAGNOSTIC OF CONNECTICUT, PC #1043		4			4
BROWNE MEDICAL LLC		3	1	25%	4
COMPASSION PEDIATRIC URGENT CARE LLC			4	100%	4
KENTUCKY CABINET FOR HEALTH AND FAMILY SERVICES			4	100%	4
MEDEXPRESS URGENT CARE HUNTINGTON		4			4
SEBRING PEDIATRICS LLC			4	100%	4
CORNERSTONE PEDIATRICS			4	100%	4
PALM GARDEN OF SUN CITY			4	100%	4
COMPUNET CLINICAL LAB			4	100%	4
MEMORIAL HEALTH CARE SYSTEMS			4	100%	4
SANFORD SOUTH UNIVERSITY		4			4
PANCARE HEALTH - ALTHA PUBLIC			4	100%	4
COMPREHENSIVE CLINICAL RESEARCH, LLC			4	100%	4
GENUS DIAGNOSTICS			4	100%	4
THE DOCTORS CENTER HEALTHCARE-SOUTHSIDE		1	3	75%	4
DEVEREUX FLORIDA CHILDRENS CENTER			4	100%	4
GRACE WELLNESS CENTER LLC		3	1	25%	4
MEDEXPRESS URGENT CARE - YORK		1	3	75%	4
MINUTECLINIC DIAGNOSTIC OF TN PC #6363		4			4
MINUTECLINIC DIAGNOSTIC OF MAINE, LLC		2	2	50%	4
THE LITTLE CLINIC			4	100%	4
DIXIE COUNTY EMERGENCY SERVICES			4	100%	4
ACCENT PHYSICIAN SPECIALISTS PA		4			4
FLORIDA HEALTH CARE PLANS STIRLING CENTER			4	100%	4
WYOMING PUBLIC HEALTH LAB			4	100%	4
DISCOVERY VILLAGE AT DEERWOOD			4	100%	4
HEALTHCARE NETWORK OF SOUTHWEST FLORIDA			4	100%	4
ADVENTHEALTH MEDICAL GROUP PEDIATRIC & ADOLESCENT		3	1	25%	4
SHARP MEMORIAL HOSPITAL MICROBIOLOGY DEPT			4	100%	4
EXPRESS TESTING-ONE			4	100%	4
MINUTE CLINIC DIAGNOSTIC OF PENNSYLVANIA		4			4
PERSONAL PHYSICIAN CARE PA			4	100%	4
ASCENDI HOME HEALTH AGENCY INC			4	100%	4
Grace Rehabilitation of Vero Beach		4			4
ST BARNABAS HOSPITAL		4			4
PHYSICIANS QUALITY CARE			4	100%	4
ST. PETERSBURG PEDIATRICS			4	100%	4

# COVID-19: testing by laboratory

Data through Jan 26, 2021 verified as of Jan 27, 2021 at 09:25 AM

Data in this report are provisional and subject to change.

The numbers in the table below represent the number of Florida and non-Florida residents for whom test results were received by the Department of Health. A person can be tested by more than one laboratory and can have both positive and negative results. **Therefore, the sum of the numbers in each column will be larger than the total number of people tested.**

Reporting lab	Inconclusive	Negative	Positive	Percent positive	Total
FLORIDA CLINICAL LABORATORY - BIOREFERENCE LABORATORIES		2	2	50%	4
PARADIGM LABORATORIES			4	100%	4
MINUTECLINIC DIANOSTIC OF VIRGINA, LL		3	1	25%	4
AMERICAN SCIENTIFIC LABORATORIES LLC			4	100%	4
COVENIENT CARE MEDICAL CLINIC			4	100%	4
MD NOW URGENT CARE - DELRAY WEST			4	100%	4
CAPTAIN JAMES A. LOVELL FEDERAL HEALTHCARE CENTER			4	100%	4
CVS NC2357POCT HUNTERSVILLE		4			4
MINUTECLINIC LLC (1435)		4			4
MINUTECLINIC DIAGNOSTIC OF VIRGINIA, LLC #1656		4			4
NAVAL MEDICAL CENTER SAN DIEGO			4	100%	4
PLEASANTVILLE OF SEBASTIAN LLC			4	100%	4
FCHC (OB)-DARWIN SQUARE CTR.			4	100%	4
Health Care Center of Jacksonville			4	100%	4
BELLIN HEALTH LAB		1	3	75%	4
CAYUGA COUNTY HEALTH DEPARTMENT		3	1	25%	4
MEDEXPRESS URGENT CARE - LOGAN		4			4
DEPARTMENT OF HEALTH AND HUMAN SERVICES STATE OF NEW HAMPSHIRE			4	100%	4
OCHSNER MEDICAL CENTER			4	100%	4
MARION AND BERNARD L SAMSON NURSING CENTER			4	100%	4
BAYLOR ESOTERIC AND MOLECULAR LAB			4	100%	4
Heartland of Boynton Beach			4	100%	4
NU WAVE MEDICAL CENTER			4	100%	4
EP LTC PHARMACY		3	1	25%	4
FLORIDA HOSPITAL ALTAMONTE		2	2	50%	4
PALM BEACH CANCER INSTITUTE			4	100%	4
SIGNATURE CARE EMERGENCY CENTER		2	2	50%	4
Advanced Care Center			4	100%	4
NEMOURS CHILDREN'S CLINIC			4	100%	4
TRIDENT BIOMETRICS		3	1	25%	4
PHYSICIANS REGIONAL MEDICAL CTR - COLLIER BLVD			4	100%	4
MINUTECLINIC DIAGNOSTIC OF VIRGINIA		4			4
MEDEXPRESS URGENT CARE, FAIRMONT		4			4
LEWIS COUNTY MANOR		3			3
ASSOCIATES IN MEDICINE		1	2	67%	3
TREASURE COAST PEDIATRICS PA			3	100%	3
FAMILY MEDICINE AT WINTER PARK			3	100%	3
NORTH DAKOTA DEPT OF HEALTH MICROBIOLOGY		1	2	67%	3
FRESENIUS MEDICAL CARE			3	100%	3
MEDEXPRESS URGENT CARE - WILKES BARRE		2	1	33%	3
HARBOUR ISLAND PEDIATRICS LLC			3	100%	3
Nashville Central Laboratory		3			3
OPTUM PRIMARY CARE - SILVER LAKES			3	100%	3
POWERS PEDIATRICS			3	100%	3
NOVANT HEALTH PRESBYTERIAN		2	1	33%	3
LOYOLA UNIVERSITY MEDICAL CENTER LABORATORY			3	100%	3
LEESBURG COMMUNITY HEALTH CENTERS			3	100%	3

# COVID-19: testing by laboratory

Data through Jan 26, 2021 verified as of Jan 27, 2021 at 09:25 AM

Data in this report are provisional and subject to change.

The numbers in the table below represent the number of Florida and non-Florida residents for whom test results were received by the Department of Health. A person can be tested by more than one laboratory and can have both positive and negative results. **Therefore, the sum of the numbers in each column will be larger than the total number of people tested.**

Reporting lab	Inconclusive	Negative	Positive	Percent positive	Total
MEDEXPRESS-HOUSTON EAST FWY		1	2	67%	3
ADVICE FOR OPTIMAL WELLNESS, INC			3	100%	3
ADRIANA M CASTRO MD PA		3			3
MEDLAB INC		3			3
BRADENTON PHYSICIAN MEDICAL CENTER			3	100%	3
MINUTECLINIC, LLC #4682		2	1	33%	3
MARYLAND STATE DEPT OF HEALTH	2		1	33%	3
ADVENTHEALTH MEDICAL GROUP PEDIATRICS		1	2	67%	3
THE PATHOLOGY LABORATORY		1	2	67%	3
MINUTECLINIC DIAGNOSTIC OF TEXAS LLC		2	1	33%	3
CARENOW-ATASCOCITA			3	100%	3
EXPRESS TEST			3	100%	3
FELICIDAD MEDICAL CENTER INC			3	100%	3
LIZS ADULT CARE		3			3
LISTENING DOCTOR PLLC, THE			3	100%	3
CVS NY4098030POCT NEW YORK		3			3
GROVES CENTER			3	100%	3
MEDEXPRESS URGENT CARE, BELLE VERNON		3			3
LAHEY CLINIC MEDICAL CENTER			3	100%	3
OCCUPATIONAL HEALTH CENTERS OF THE SOUTHWEST PA		3			3
THE PALMS PHARMACY, INC		3			3
MEDEXPRESS URGENT CARE - WICHITA, S SENECA ST		1	2	67%	3
ST LUKES HOSPITAL LABORATORY		2	1	33%	3
RAPID CITY RUGENT CARE			3	100%	3
FHPG FAMILY MEDICAL CENTER OF TAMPA BAY		1	2	67%	3
ALLIANCE LABS @LRMC			3	100%	3
Rutgers Health Rwj University Hospital - Laboratory		2	1	33%	3
MORGAN STANLEY HEALTH CENTER		3			3
NC STATE LABORATORY OF PUBLIC HEALTH		3			3
TMH PHYSICIAN PARTNERS BLOUNTSTOWN			3	100%	3
PROHEALTH PRIMARY CARE - GLEN OAKS		3			3
MAYO		1	2	67%	3
HOUSTON METHODIST HOSPITAL			3	100%	3
TIFTON CARECONNECT URGENT CARE			3	100%	3
RAYMOND BASRI MD		3			3
MARION COUNTY FIRE RESCUE		3			3
TERRACE OF ST CLOUD, THE		2	1	33%	3
FAMILY TREE DNA			3	100%	3
CELEBRATION PRIMARY CARE ASSOCIATES LLC		3			3
MEDEXPRESS URGENT CARE - WALDORF, CRAIN HWY		3			3
SCHIFF CENTER FOR LIVER DISEASES		1	2	67%	3
MERCY URGENT CARE			3	100%	3
MONROE COUNTY FIRE RESCUE		3			3
WELLMED AT APOLLO BEACH BLVD		1	2	67%	3
MID FLORIDA CLINICAL LABORATORY		2	1	33%	3
UNIVERISTY OF MIAMI			3	100%	3
PATHOLOGY REFERENCE LAB LLC			3	100%	3

# COVID-19: testing by laboratory

Data through Jan 26, 2021 verified as of Jan 27, 2021 at 09:25 AM

Data in this report are provisional and subject to change.

The numbers in the table below represent the number of Florida and non-Florida residents for whom test results were received by the Department of Health. A person can be tested by more than one laboratory and can have both positive and negative results. **Therefore, the sum of the numbers in each column will be larger than the total number of people tested.**

Reporting lab	Inconclusive	Negative	Positive	Percent positive	Total
Bainbridge Health and Rehab		3			3
LIFE CARE CENTER OF SKAGIT VALLEY		3			3
SUMNER REGIONAL MEDICAL CENTER		2	1	33%	3
ROAN DRUG COMPANY LLC		3			3
Gulfport Rehabilitation Center			3	100%	3
HEALTHQUEST, INC		2	1	33%	3
THE CLINIC OF PEDIATRICS & GI MEDICINE, INC			3	100%	3
CULLMAN REGIONAL URGENT CARE		2	1	33%	3
SOUTH COUNTY MENTAL HEALTH CENTER INC			3	100%	3
TARRANT COUNTY PUBLIC HEALTH		3			3
QUEST DIAGNOSTICS PSC			3	100%	3
CCRX OF NORTH CAROLINA, LLC		2	1	33%	3
FLORIDA LABORATORY ANALYSIS, LLC			3	100%	3
ORLANDO REGIONAL HEALTH SERVICES		1	2	67%	3
CVS RI1717POCT 1 CVS DR			3	100%	3
BRENTWOOD SENIOR LIVING AT ST PETE			3	100%	3
COOPER UNIVERSITY HOSPITAL LABORATORY		2	1	33%	3
ADVANCED PEDIATRICS OF BOCA LLC			3	100%	3
IOWA DEPARTMENT OF PUBLIC HEALTH			3	100%	3
WINDER NURSING INC DBA WINDER HEALTH CARE		3			3
CVS TN2179POCT MURFREESBORO		3			3
MINUTECLINIC DIAGNOSTIC OF TN PC #240		3			3
WYOMING DEPT OF HEALTH			3	100%	3
INDIANA STATE DEPARTMENT OF HEALTH LABORATORIES			3	100%	3
JS HEALTHCARE		2	1	33%	3
JUPITER CLINIC			3	100%	3
KISSIMMEE URGENT CARE		3			3
ORLANDO CLINICAL RESEARCH CENTER		3			3
FLORIDA MENTOR-POINT WEST CLUSTER		3			3
VILLAGES HEALTH, THE		3			3
HAVEN CUSTEAD CARE CENTER			3	100%	3
EXETER HOSPITAL		3			3
NORTHERN LIGHT LABORATORY		1	2	67%	3
BARONESS ERLANGER HOSPITAL		3			3
LOUISIANA DEPT. OF HEALTH AND HOSPITALS-INFECTIOUS DISEASE EPI SECTION			3	100%	3
MINUTECLINIC DIAG OF IND, LLC #6483		1	2	67%	3
CVS MINUTE CLINIC DIAGNOSTIC OF TEXAS		3			3
MEDEXPRESS URGENT CARE - HOLLINS		3			3
CVS MINUTE CLINIC DIAG OF IND LLC #5206		2	1	33%	3
CVS HEALTH MINUTE CLINIC			3	100%	3
CVS TX7821POCT LEAGUE CITY		3			3
WINTER PARK INTERNAL MEDICINE MD PA		2	1	33%	3
SUN TERRACE HEALTH CARE CENTER			3	100%	3
UNIVERSITY OF MICHIGAN		2	1	33%	3
MINUTE CLINIC, LLC #4650		3			3
BAPTIST PRIMARY CARE, INC.		2	1	33%	3
AVANTE INVERNESS		1	2	67%	3



# COVID-19: testing by laboratory

Data through Jan 26, 2021 verified as of Jan 27, 2021 at 09:25 AM

Data in this report are provisional and subject to change.

The numbers in the table below represent the number of Florida and non-Florida residents for whom test results were received by the Department of Health. A person can be tested by more than one laboratory and can have both positive and negative results. **Therefore, the sum of the numbers in each column will be larger than the total number of people tested.**

Reporting lab	Inconclusive	Negative	Positive	Percent positive	Total
MEDEXPRESS URGENT CARE-SCOTT TOWNSHIP		3			3
SIGNATURE URGENT CARE			3	100%	3
QUATRACOR PLLC		3			3
GENTLE HANDS MOBILE PHLEBOTOMY			3	100%	3
CVS OH3393POCT AURORA		2	1	33%	3
MEDEXPRESS URGENT CARE SHADYSIDE		3			3
Enterprise Health and Rehabilitation Center		3			3
STONE CLINICAL LABORATORIES OF FL LLC		3			3
Lakeview Village		3			3
EMERALD COAST CENTER			3	100%	3
MINUTECLINIC DIAGNOSTIC MED GRP OF CA		3			3
DACH MAIN LAB			3	100%	3
SPRING LAKE REHABILITATION CENTER			3	100%	3
ALLIED PHYSICIANS GROUP PLLC		3			3
GONZALEZ MD AND ASWAD MD HEALTH SERVICES			3	100%	3
FLORIDA HOSPITAL PHYSICIANS GROUP		1	2	67%	3
BROOKDALE OAKBRIDGE		1	2	67%	3
ST PETE DIRECT PRIMARY CARE		1	2	67%	3
UNIVERSITY OF KANSAS MEDICAL CENTER			3	100%	3
WALK-IN MEDICAL CARE			3	100%	3
TMH PHYSICIAN PARTNERS SOUTHWOOD			3	100%	3
HARBOUR'S EDGE		2	1	33%	3
MEDEXPRESS URGENT CARE-PASADENA		3			3
BETTERMED URGENT CARE			3	100%	3
ALLIANCE PEDIATRICS PA			3	100%	3
CVS MA2172POCT NORTH GRAFTON		3			3
MINUTECLINIC, LLC #05814		3			3
TAYLOR MANOR		1	2	67%	3
FIRST CARE - MIDDLESBORO			3	100%	3
HEART OF FLORIDA HEALTH CENTER INC			3	100%	3
HELIX MEDICAL CENTERS		1	2	67%	3
SUMMIT MEDICAL GROUP – WEST ORANGE		3			3
NORTH NAPLES HOSPITAL RESPIRATORY THERAPY DEPARTMENT			3	100%	3
MINUTECLINIC LLC #5176			3	100%	3
Mill Valley Care Center		3			3
PLAINVIEW PRIMARY CARE		3			3
COASTAL SKIN SURGERY AND DERMATOLOGY PL		3			3
MOBIL LAB FOR ALL INC		3			3
MIAMI BEACH MEDICAL GROUP LLC			3	100%	3
CARENOW URGENT CARE - CENTRAL AUSTIN			3	100%	3
UNIVERSITY OF MIAMI / SCCC RESEARCH LABORATORY			3	100%	3
LITTLE SPURS PEDIATRIC URGENT CARE		1	2	67%	3
MINUTECLINIC, DIAGNOSTIC OF TEXAS, LL		3			3
BAPTIST OUTPATIENT SERVICES			3	100%	3
MEDEXPRESS URGENT CARE-HERSHEY		2	1	33%	3
NEMOURS CHILDRENS PRIMARY CARE HORIZON WEST			3	100%	3
CAREWELL URGENT CARE			3	100%	3

# COVID-19: testing by laboratory

Data through Jan 26, 2021 verified as of Jan 27, 2021 at 09:25 AM

Data in this report are provisional and subject to change.

The numbers in the table below represent the number of Florida and non-Florida residents for whom test results were received by the Department of Health. A person can be tested by more than one laboratory and can have both positive and negative results. **Therefore, the sum of the numbers in each column will be larger than the total number of people tested.**

Reporting lab	Inconclusive	Negative	Positive	Percent positive	Total
CONSOLIDATED LABORATORY SERVICES			3	100%	3
MINUTECLINIC DIAGNOSTIC OF OHIO #7790		1	2	67%	3
LOCH HAVEN PEDIATRICS			3	100%	3
MEDEXPRESS URGENT CARE- FORT WORTH N T		3			3
ADVENTHEALTH SEBRING- INFECTION CONTROL DEPARTMENT			3	100%	3
VA OUTPATIENT CLINIC-NEW PORT RICHEY			3	100%	3
FRESENIUS KIDNEY CARE DUNEDIN			3	100%	3
MONROE COUNTY DEPT OF PUBLIC HEALTH ST		3			3
MONTEFIORE MEDICAL CENTER LABS MONTEFIORE		2	1	33%	3
RICHMOND CITY DEPARTMENT OF PUBLIC HEALTH			3	100%	3
CORTLAND COUNTY HEALTH DEPARTMENT		3			3
ALABAMA DEPT PUBLIC HEALTH			3	100%	3
MINUTE CLINIC LLC #5706		2	1	33%	3
MEDEXPRESS URGENT CARE - RICHMOND, W BROAD ST		3			3
MEDIC INFUSION PA		3			3
URGENT DOC - URGENT CARE CLINIC			3	100%	3
CORTLAND REGIONAL MEDICAL CENTER		3			3
MANORCARE NURSING & REHABILITATION CENTER-NAPLES		3			3
CVS GA3766POCT DACULA		1	2	67%	3
BRANDON REGIONAL EMERGENCY CTR			3	100%	3
Bethany Health and Rehab		3			3
NORTH SHORE HOSP. INFECTION CONTROL			3	100%	3
LINCOLN MEDICAL CENTER		3			3
MINUTECLINIC DIAGNOSTIC OF MICHIGAN, P		3			3
MPG JACKSONVILLE ATLANTIC BLVD		1	2	67%	3
MINUTECLINIC DIAGNOSTIC OF NORTH CAROLINA PC #7054		3			3
PARRISH MEDICAL CENTER-WAIVED TESTING		3			3
CAMPAZZI CONCIERGE MEDICAL SERVICES		2	1	33%	3
HELIX LW UC		1	2	67%	3
ADVENT HEALTH MEDICAL GROUP FAMILY MEDICINE			3	100%	3
ADVENT HEALTH - CENTRAL PASCO ER			3	100%	3
FLORIDA MEDICAL ASSOCIATES LLC			3	100%	3
ANYLABTEST NOW			3	100%	3
VELOCITY CARE			3	100%	3
NORTHCREST MEDICAL CENTER		1	2	67%	3
MEDEXPRESS URGENT CARE-CHIPPEWA		2	1	33%	3
EMORY BENNETT VETERANS NURSING HOME		3			3
CVS PA1671POCT LANCASTER		3			3
24TH WEAPONS OF MASS DESTRUCTION - CIVIL SUPPORT		3			3
PRISMA HEALTH MIDLANDS			3	100%	3
SSM HEALTH ST LOUIS MICROBIOLOGY LABORATORY		1	2	67%	3
ST. LUKE'S HOSPITAL - BETHLEHEM CAMPUS		1	2	67%	3
OHIO CVS STORES		3			3
MINUTECLINIC DIAGNOSTIC MED GRP OF SAN		3			3
DEACONESS HOSPITAL			3	100%	3
COASTAL LABORATORIES OF FLORIDA			3	100%	3
GARCIA MORALES NELSON			3	100%	3

# COVID-19: testing by laboratory

Data through Jan 26, 2021 verified as of Jan 27, 2021 at 09:25 AM

Data in this report are provisional and subject to change.

The numbers in the table below represent the number of Florida and non-Florida residents for whom test results were received by the Department of Health. A person can be tested by more than one laboratory and can have both positive and negative results. **Therefore, the sum of the numbers in each column will be larger than the total number of people tested.**

Reporting lab	Inconclusive	Negative	Positive	Percent positive	Total
LONG ISLAND UNIVERSITY - POST CAMPUS		3			3
ESTERO FIRE RESCUE		3			3
Rosedale Green		3			3
PREMIER CLINICAL RESEARCH INSTITUTE INC			3	100%	3
HIALEAH SHORES NURSING AND		2	1	33%	3
ELITE PRIMARY CARE OF WAYCROSS			3	100%	3
MINUTECLINIC, LLC #03268		2	1	33%	3
Greystone Health Care Center		3			3
MINUTE CLINIC DIAGNOSTIC OF TN PC #64		3			3
CVS IN6605POCT INDIANAPOLIS		2	1	33%	3
MINUTECLINIC DIAGNOSTIC OF PENNSYLVAN		2	1	33%	3
FLORIDA DEPARTMENT OF HEALTH IN MIAMI DADE COUNTY		2	1	33%	3
NYC PUBLIC HEALTH LABS			3	100%	3
Kroger 124 - The Little Clinic University		3			3
MEDICAL UNIVERSITY SC HOSPITAL			3	100%	3
TUFTS MEDICAL CENTER			3	100%	3
PINELLAS PARK HEALTH CENTER - PINELLAS CHD		1	2	67%	3
CGH MEDICAL CENTER			3	100%	3
NORTHWEST FLORIDA CLINICAL LAB		1	2	67%	3
SOUTH FLORIDA DIALYSIS CENTER		1	2	67%	3
MICHIGAN HEALTH CLINIC LABORATORIES		2	1	33%	3
BAYCARE MEDICAL GROUP, INC		3			3
BNC Medical Investors, LLC Berrien Nursing & Rehabilitation Center		3			3
BROOKDALE SENIOR LIVING			3	100%	3
IMMUNOGENOMICS LLC		1	2	67%	3
LEXINGTON MEDICAL CENTER		1	2	67%	3
CVS MA394POCT SEEKONK		3			3
CVS OH2543POCT CANFIELD		3			3
MINUTECLINIC DIAGNOSTIC OF RHODE ISLAN		3			3
INSPIRA MEDICAL CENTER VINELAND LAB		2	1	33%	3
OHIO DEPARTMENT OF HEALTH LABORATORY		2	1	33%	3
CENTRAL DUPAGE HOSPITAL			3	100%	3
MINUTECLINIC DIAGNOSTIC OF WISCONSIN,		3			3
MINUTECLINIC DIAG OF IND, LLC #2387		3			3
CTRS			3	100%	3
PENSACOLA PEDIATRICS PA - TIGER POINT			3	100%	3
CLEARWATER		2	1	33%	3
ST. PETERSBURG PEDIATRICS- 38TH AVENUE			3	100%	3
MEDEXPRESS URGENT CARE-ARLINGTON		2	1	33%	3
TRUE HEALTH - LAKE UNDERHILL		3			3
MEDEXPRESS URGENT CARE - TULSA, S YALE AVE		3			3
ADVANCED PEDIATRICS			3	100%	3
ONSLOW MEMORIAL HOSPITAL LABORATORY		3			3
ESCO DRUG CO INC		3			3
MEDFUSION		2	1	33%	3
SHANDS AT LAKE SHORE LAB		1	2	67%	3
TIEHH BIOTERRORISM RESPONSE LAB			3	100%	3

# COVID-19: testing by laboratory

Data through Jan 26, 2021 verified as of Jan 27, 2021 at 09:25 AM

Data in this report are provisional and subject to change.

The numbers in the table below represent the number of Florida and non-Florida residents for whom test results were received by the Department of Health. A person can be tested by more than one laboratory and can have both positive and negative results. **Therefore, the sum of the numbers in each column will be larger than the total number of people tested.**

Reporting lab	Inconclusive	Negative	Positive	Percent positive	Total
COVID PROCESSING SITE			3	100%	3
PEDIATRICS IN BREVARD-COCOA BEACH		2	1	33%	3
MINUTE CLINIC DIAG OF IND LLC #8674		3			3
SANFORD MOBILE LAB			3	100%	3
SUNRISE SENIOR LIVING OF JACKSONVILLE			3	100%	3
GRAND VILLA OF PALM COAST		3			3
HILLVIEW LABORATORY			3	100%	3
Westside Terrace		3			3
MEDFIRST URGENT CARE			3	100%	3
BOLING, STEPHANIE		3			3
CARESPOT-WELLINGTON			3	100%	3
SMOKY MOUNTAIN URGENT CARE AND FAMILY MEDICINE CENTER			3	100%	3
LAURELLWOOD NURSING CENTER		1	2	67%	3
ROANE MEDICAL CENTER		2	1	33%	3
COMMUNICABLE DISEASE CONTROL/PUBLIC HEALTH EMERGENCY PREPAREDNESS			3	100%	3
GYN PATH SERVICES			3	100%	3
FLORIDA GASTROENTEROLOGY ASSOCIATES PA		3			3
MED FUSION			3	100%	3
CULLMAN REGIONAL MEDICAL CENTER		2	1	33%	3
OPTUM OF RED ROAD		3			3
SCIENTIFIC LABORATORY DIVISION			3	100%	3
PREMIER FAMILY AND SPORTS MEDICINE		2	1	33%	3
ALOHA HOME CARE LLC DBA ACCENTCARE HOME HEALTH OF		3			3
IVY CREEK URGENT CARE OF ENTERPRISE			3	100%	3
CVS SC3838POCT ANDERSON		3			3
ST MARYS MEDICAL CENTER			3	100%	3
LUVERNE HEALTH AND REHABILITATION		3			3
ASPEN VALLEY HOSPITAL			3	100%	3
SISD EMPLOYEE HEALTH CLINIC			3	100%	3
MEDEXPRESS URGENT CARE - NORTH LITTLE		2	1	33%	3
JOHN T MACKAY MD			3	100%	3
ACCESS HEALTH CARE		2	1	33%	3
VIRTUA MEMORIAL HOSPITAL BURLINGTON COUNTY		1	2	67%	3
PINELLAS POINT NURSING AND REHAB			3	100%	3
GAINESVILLE PEDIATRIC ASSOCIATES			3	100%	3
BEEBE MEDICAL CENTER LABORATORY		3			3
MEDEXPRESS URGENT CARE GREENSBURG		2	1	33%	3
SOFTLAB			3	100%	3
OPENTRONS PRL		2	1	33%	3
PPD - IXLAYER		3			3
FOX FAMILY PRACTICE		3			3
YORK HOSPITAL - LABORATORY			3	100%	3
HARBORCHASE OF STUART			3	100%	3
PROMPT CARE OF CENTRAL FLORIDA LLC			3	100%	3
MEDEXPRESS URGENT CARE - SOMERSET TOWNSHIP		3			3
MINUTECLINIC DIAG OF IND, LLC #6910		3			3
RHEA MEDICAL CENTER		3			3

# COVID-19: testing by laboratory

Data through Jan 26, 2021 verified as of Jan 27, 2021 at 09:25 AM

Data in this report are provisional and subject to change.

The numbers in the table below represent the number of Florida and non-Florida residents for whom test results were received by the Department of Health. A person can be tested by more than one laboratory and can have both positive and negative results. **Therefore, the sum of the numbers in each column will be larger than the total number of people tested.**

Reporting lab	Inconclusive	Negative	Positive	Percent positive	Total
PRINCETON BMC LABORATORY		3			3
SOMA MEDICAL CENTER PA			3	100%	3
GRAND AVE PHARMACY			3	100%	3
FLAGLER FAMILY MEDICINE PA			3	100%	3
MUNSON MEDICAL CENTER			3	100%	3
MEDICAL CENTER OF THE ROCKIES			3	100%	3
ADVENT HEALTH - TIMBERRIDGE ER		2	1	33%	3
NEMOURS CHILDRENS PRIMARY CARE MAITLAND			3	100%	3
PM PEDIATRICS OF SELDEN PLLC		3			3
MEADOWS AT CYPRESS GARDENS, THE		3			3
SEMINOLE FAMILY HEALTH CENTER		3			3
PEDIATRICS BY THE SEA JOG RD OFFICE			3	100%	3
STATCARE URGENT & WALK IN MEDICAL CARE		2	1	33%	3
REELFOOT FAMILY WALK IN CLINIC		2	1	33%	3
COVENANT PEDIATRICS		1	2	67%	3
Life Care Center of Citrus County		2	1	33%	3
MAINE DEPARTMENT OF HEALTH AND HUMAN SERVICES			3	100%	3
PROPATH			3	100%	3
NEWSTAR MEDICAL LABORATORIES		3			3
MEDEXPRESS URGENT CARE-CLOQUET		3			3
MINUTECLINIC, LLC #7139		3			3
ERIE COUNTY PUBLIC HEALTH CLINICAL		3			3
FLORIDA HOSPITAL LABORATORIES		3			3
FAMILY TREE MEDICAL GROUP PA		2	1	33%	3
GREATER MOBILE URGENT CARE – SPRINGHILL			3	100%	3
ANN STORCK CENTER INC		3			3
FHPG TAMPA PRIMARY CARE			3	100%	3
ALLIANCE FOR MULTISPECIALTY RESEARCH		3			3
NORTH BROWARD HOSPITAL DISTRICT HEALTHCARE FOR THE HOMELESS			3	100%	3
CALIFORNIA DEPARTMENT OF PUBLIC HEALTH			3	100%	3
AUSTIN PUBLIC HEALTH			3	100%	3
COMMUNITY MEDICAL CENTER			3	100%	3
CROSSVILLE MEDICAL GROUP		1	2	67%	3
MINUTECLINIC DIAGNOSTIC OF OHIO #3407		3			3
ACL LABORATORIES INDUSTRIAL TOXICOLOGY			3	100%	3
SCRIPPS CLINIC MEDICAL			3	100%	3
JACKSON SOUTH COMMUNITY HOSPITAL LAB			3	100%	3
STRINGFELLOW MEMORIAL HOSPITAL		3			3
CVS IL8747POCT CHICAGO		3			3
PALMS WEST HOSPITAL			3	100%	3
MEDICAL SERVICES OF AMERICA HOME HEALTH		3			3
GLADES COUNTY DETENTION CENTER			3	100%	3
LEE CONVENIENT CARE AT SUMMERLIN			3	100%	3
RIVER CITY MEDICAL ASSOCIATES INC			3	100%	3
Magnolia Health and Rehab Center			3	100%	3
SENTARA NORFOLK GENERAL HOSPITAL CENTRAL LAB			3	100%	3
Hunterdon Medical Center Laboratory		3			3



# COVID-19: testing by laboratory

Data through Jan 26, 2021 verified as of Jan 27, 2021 at 09:25 AM

Data in this report are provisional and subject to change.

The numbers in the table below represent the number of Florida and non-Florida residents for whom test results were received by the Department of Health. A person can be tested by more than one laboratory and can have both positive and negative results. **Therefore, the sum of the numbers in each column will be larger than the total number of people tested.**

Reporting lab	Inconclusive	Negative	Positive	Percent positive	Total
MINUTECLINIC, LLC, DBA MINUTECLINIC #6		3			3
STARLING AT NOCATEE			3	100%	3
TAMPA		1	2	67%	3
MEDEXPRESS URGENT CARE, CHAMBERSBURG		2	1	33%	3
ORCHID COVE DAYTONA			3	100%	3
BETH ISRAEL MEDICAL CENTER LABS		3			3
OHIO HEALTH DOCTORS HOSPITAL			3	100%	3
MINUTECLINIC DIAG OF IND LLC #6840		3			3
US SPECIALTY LABS			3	100%	3
UNITY HEALTH AND REHABILITATION CENTER			3	100%	3
SPARROW CENTRAL LAB			3	100%	3
CELEBRATION PEDIATRICS PA			3	100%	3
NORTHWEST FLORIDA COMMUNITY HOSPITAL 3RD FLOOR		3			3
MINUTECLINIC, LLC #1431		2	1	33%	3
LIFEHOPE LABS			3	100%	3
CUMBERLAND MEDICAL CENTER INC		3			3
MEDEXPRESS URGENT CARE - SUMMERSVILLE, WEBSTER RD		3			3
MINUTECLINIC, LLC #5707		3			3
PATIENT FIRST - ALLENTOWN			3	100%	3
MASSASHUSETTS STATE LAB INSTITUTE		1	2	67%	3
ADVANCED HEART CARE OF SOUTH FLORIDA		3			3
REGIONAL MEDICAL LAB			3	100%	3
Centrastate Medical Center		2	1	33%	3
SURETOX LABORATORY LLC		2	1	33%	3
MOULTRIE CREEK NURSING AND REHAB			3	100%	3
SIGNATURE CARE PFLUGERVILLE			3	100%	3
THOMAS LANGLEY			3	100%	3
NEOGENOMICS LABORATORIES, INC		3			3
HUNT CLUB MEDICAL CARE			3	100%	3
SUMTER COUNTY HEALTH DEPARTMENT			3	100%	3
APEX CLINICAL LABORATORIES INC		3			3
GRAND VILLA OF NEW PORT RICHEY			3	100%	3
VIRGINIA DIVISION OF CONSOLIDATED LABORATORIES			3	100%	3
PEDIATRICS AND ADOLESCENT MEDICINE		2	1	33%	3
KEY WEST URGENT CARE, INC		3			3
MONTANA PUBLIC HEALTH LAB			3	100%	3
DOCTORS HOSPITAL RENAISSANCE			3	100%	3
ADVANCED URGENT CARE OF MARATHON			3	100%	3
MEDICAL CENTER ENTERPRISE			3	100%	3
PHYSICIANS URGENT CARE BERRY FARMS		2	1	33%	3
WEST TN HEALTH MED NORTH		3			3
CVS SC7396POCT NORTH MYRTLE BEACH		3			3
MEDEXPRESS URGENT CARE MARTINSBURG		2	1	33%	3
CVS OH6123POCT CINCINNATI		2	1	33%	3
Kroger 635 - The Little Clinic Dacula		3			3
SARASOTA PERSONAL MEDICINE		2	1	33%	3
CRANES VIEW LODGE			3	100%	3

# COVID-19: testing by laboratory

Data through Jan 26, 2021 verified as of Jan 27, 2021 at 09:25 AM

Data in this report are provisional and subject to change.

The numbers in the table below represent the number of Florida and non-Florida residents for whom test results were received by the Department of Health. A person can be tested by more than one laboratory and can have both positive and negative results. **Therefore, the sum of the numbers in each column will be larger than the total number of people tested.**

Reporting lab	Inconclusive	Negative	Positive	Percent positive	Total
Village on the Green			3	100%	3
MEDEXPRESS URGENT CARE - WAXAHACHIE, N HIGHWAY 77		1	2	67%	3
PUBLIC HEALTH TRUST OF MIAMI DADE COUNTY			3	100%	3
WALGREENS #07502		3			3
SAVANNAH COVE		3			3
MEDEXPRESS URGENT CARE - WHEELING		2	1	33%	3
Cleveland Clinic Weston			3	100%	3
Broadview Multi-Care Center		3			3
VICAR'S LANDING NURSING HOME		2	1	33%	3
MEDEXPRESS URGENT CARE-BLOOMFIELD AVEN		2			2
HANOVER ENDOSCOPY CENTER		2			2
SUNBRIDGE CARE & REHAB FOR DECATUR		2			2
STPET		1	1	50%	2
LEESBURG REGIONAL MEDICAL CENTER URGENT CARE			2	100%	2
JEFFERSON WASHINGTON TOWNSHIP HOSPITAL		2			2
Gracemore Nursing and Rehab		2			2
NORTHWELL HEALTH			2	100%	2
CARENOW LENEXA			2	100%	2
CATHOLIC HEALTH LABORATORY SERVICES		2			2
INTEGRATED REGIONAL LABS			2	100%	2
MINUTECLINIC DIAG OF IND, LLC #6908		2			2
Luther Acres Manor		2			2
ST LUKES HOSPITAL			2	100%	2
TRICORE REFERENCE LABORATORY		1	1	50%	2
MINUTECLINIC 7196		2			2
PREMIER MEDICAL LABORATORY			2	100%	2
RCA LABORATORY SERVICES LLC			2	100%	2
INTERNAL MEDICINE ASSOCIATES-DUNELLON			2	100%	2
UT PATH			2	100%	2
COMPLETE HEALTH MEDICAL CENTER			2	100%	2
CVS PA813POCT RICHBORO		2			2
HIGHLANDS COUNTY FIRE RESCUE		2			2
MINUTECLINIC DIAGNOSTIC OF TEXAS, LLC #7435		2			2
WINCHESTER MEDICAL CENTER			2	100%	2
FLORIDA DEPARTMENT OF HEALTH IN ESCAMBIA COUNTY		1	1	50%	2
CARE NOW DENTON			2	100%	2
BLACKWATER RIVER			2	100%	2
MEDEXPRESS URGENT CARE - LINCOLN VILLA		2			2
SAFE PMC		2			2
ELMHURST MEMORIAL HOSPITAL			2	100%	2
AdventHealth Care Center Orlando North			2	100%	2
MOBILE COUNTY HEALTH DEPARTMENT		1	1	50%	2
Hartwell Health and Rehabilitation		2			2
THE CLUB AT BOYNTON BEACH, LLC			2	100%	2
BAYCARE LABORATORIES			2	100%	2
Manorcare Health Services West Reading North		2			2
BRANDYWYNE HEALTH CARE CENTER			2	100%	2

# COVID-19: testing by laboratory

Data through Jan 26, 2021 verified as of Jan 27, 2021 at 09:25 AM

Data in this report are provisional and subject to change.

The numbers in the table below represent the number of Florida and non-Florida residents for whom test results were received by the Department of Health. A person can be tested by more than one laboratory and can have both positive and negative results. **Therefore, the sum of the numbers in each column will be larger than the total number of people tested.**

Reporting lab	Inconclusive	Negative	Positive	Percent positive	Total
CHEROKEE COUNTY HEALTH AND REHAB CENTER		2			2
STATCARE URGENT AND WALK-IN			2	100%	2
TALLAHASSEE MEMORIAL HEALTHCARE FAMILY MED RESIDENCY			2	100%	2
NATIONAL JEWISH HEALTH			2	100%	2
CVS TN7289POCT SIGNAL MOUNTAIN		2			2
POPLAR HEALTHCARE			2	100%	2
MINUTECLINIC DIAGNOSTIC OF OHIO #2964		2			2
PM PEDIATRICS OF SELDEN, PLLC		2			2
WISE HEALTH SYSTEM		1	1	50%	2
CVS AZ5891POCT GILBERT		1	1	50%	2
BIRMINGHAM INTERNAL MEDICINE ASSOCIATE		1	1	50%	2
CVS PA5241POCT CHALFONT		2			2
MINUTECLINIC DIAGNOSTIC OF OHIO #6192		2			2
GERM BUSTERS 911 LLC			2	100%	2
MEDEXPRESS URGENT CARE - SPRINGFIELD, COOLEY ST		2			2
MEDEXPRESS URGENT CARE - LITTLE ROCK		1	1	50%	2
STUART SURGERY CENTER, LLC			2	100%	2
CHAPPEL GROUP RESEARCH, THE		2			2
LILY PHARMACY		2			2
Warren Center for Rehabilitation and Nursing		2			2
MEDEXPRESS URGENT CARE NORWIN		2			2
VA PRIMARY CARE ANNEX			2	100%	2
JOHN D. ARCHBOLD MEM. HOSPITAL			2	100%	2
SV DIAGNOSTIC LAB			2	100%	2
LEE MEMORIAL HOSPITAL BLOOD GAS LAB			2	100%	2
ORLANDO FAMILY PHYSICIANS INC			2	100%	2
FL DEPT OF HEALTH MARION COUNTY MOBILE HEALTH UNIT			2	100%	2
WOMENS CARE FLORIDA LLC-LABORATORY		2			2
SIGNATURE CARE LEWISVILLE-EMERGENCY CENTER		1	1	50%	2
SOUTH TAMPA AFTER HOURS CLINIC			2	100%	2
THE FOUNTAIN AT BOCA CIEGA BAY		2			2
MEDEXPRESS URGENT CARE - SPRINGDALE, S 40TH STREET		2			2
DALLAS MEDICAL CENTER			2	100%	2
SOUTHERN SURGICAL ARTS		2			2
Kroger 627 - The Little Clinic Castleberry		1	1	50%	2
JACKSON LABORATORY OF GENOMIC MEDICINE		2			2
ROPER HOSPITAL			2	100%	2
VAULT HEALTH			2	100%	2
FALCON HEALTH CENTER			2	100%	2
AHC of Mckenzie		2			2
MEDEXPRESS URGENT CARE, HERMITAGE		1	1	50%	2
ALL PEDIATRIC CARE PA			2	100%	2
ADVANCED URGENT CARE LLC			2	100%	2
GULF COAST MEDICAL CENTER RESPIRATORY CARE			2	100%	2
ATHENA CARE RESOURCES LLC		2			2
FLORIDA SCHOOL FOR THE DEAF & BLIND			2	100%	2
CLINICAL PATHOLOGY LABORATORIES			2	100%	2

# COVID-19: testing by laboratory

Data through Jan 26, 2021 verified as of Jan 27, 2021 at 09:25 AM

Data in this report are provisional and subject to change.

The numbers in the table below represent the number of Florida and non-Florida residents for whom test results were received by the Department of Health. A person can be tested by more than one laboratory and can have both positive and negative results. **Therefore, the sum of the numbers in each column will be larger than the total number of people tested.**

Reporting lab	Inconclusive	Negative	Positive	Percent positive	Total
Robert Cranfield			2	100%	2
Alden Des Plaines			2	100%	2
Timber Ridge Health Care Center			2	100%	2
MARTIN MEDICAL CENTER INC		1	1	50%	2
CEDARS-SINAI MEDICAL CENTER			2	100%	2
FLORIDA KEYS PED & ADOLES CTR			2	100%	2
RIVER CITY MEDICAL ASSOCIATES, INC			2	100%	2
CARE CENTERS OF NASSAU LLC MINER ROAD SOUTH		2			2
MINUTECLINIC, LLC (CLINIC 10928)		2			2
Church Creek SNF			2	100%	2
WHOLE CHILD PEDIATRICS			2	100%	2
FLORIDA MEDICAL CLINIC -INTERNAL MED DADE CITY			2	100%	2
CVS MINUTE CLINIC DIAGNOSTIC OF KANSAS, PA		2			2
ADVANCED MEDICAL RESEARCH CENTER LLC			2	100%	2
Cedar Valley Nursing & Rehab Center		2			2
BAPTIST HEALTH LEXINGTON			2	100%	2
MEDEXPRESS URGENT CARE-WILKINS TOWNSHIP, WILLIAM PENN HIGHWAY		2			2
PANCARE HEALTH - SNEADS ELEMENTARY			2	100%	2
BAYMEADOWS PRIMARY CARE		2			2
UWMC MONTLAKE DEPT OF LAB MED			2	100%	2
DEPT OF HEALTH			2	100%	2
EXPRESSCARE URGENT CARE CENTER			2	100%	2
MAWD PATHOLOGY GROUP			2	100%	2
TULANE MEDICAL CENTER			2	100%	2
AMERICAN HEALTH ASSOC. LABORATORY SOUTH			2	100%	2
UTMB PATHOLOGY CLINICAL SERVICES LABORATORY			2	100%	2
DMC UNIVERSITY LABORATORIES		1	1	50%	2
AFC PHYSICIANS OF FLORIDA, PA			2	100%	2
MINUTECLINIC DIAGNOSTIC, PA #10252		2			2
CVS NJ837POCT MARLTON		2			2
HEALTH & REHAB CTR AT DOLPHINS VIEW, THE			2	100%	2
DAYTON CHILDRENS HOSPITAL LAB			2	100%	2
ALASKA PUBLIC HEALTH LAB		1	1	50%	2
HEALTH FIRST MEDICAL GROUP			2	100%	2
REGIONAL MEDICAL CENTER BAYONET POINT			2	100%	2
PLASMA MED RESEARCH DBA		2			2
MINUTE CLINIC DIAGNOSTIC MED GRP		2			2
CVS NC5591POCT STATESVILLE		1	1	50%	2
PICHARDO CLINIC, THE			2	100%	2
TWELVE OAKS RECOVERY CENTER			2	100%	2
COASTAL MEDICAL LAB			2	100%	2
LABRADOR PRIMARY CARE CENTER			2	100%	2
SWEDISH COVENANT HOSPITAL			2	100%	2
Kroger 125 - The Little Clinic Castle Rock		2			2
ACKERMAN CANCER CENTER		2			2
FLORIDA MEDICAL CLINIC RADIOLOGY DALE MABRY		2			2
BENEVA LAKES ASSISTED LIVING CENTER			2	100%	2

# COVID-19: testing by laboratory

Data through Jan 26, 2021 verified as of Jan 27, 2021 at 09:25 AM

Data in this report are provisional and subject to change.

The numbers in the table below represent the number of Florida and non-Florida residents for whom test results were received by the Department of Health. A person can be tested by more than one laboratory and can have both positive and negative results. **Therefore, the sum of the numbers in each column will be larger than the total number of people tested.**

Reporting lab	Inconclusive	Negative	Positive	Percent positive	Total
BIOHEALTH MEDICAL LAB INC			2	100%	2
PALM BEACH DIABETES & ENDOCRINE SPECIALISTS PA			2	100%	2
CVS NJ862POCT MARLBORO		2			2
MINUTECLINIC #2797		2			2
DASCENA LAB			2	100%	2
ORANGE COUNTY HEALTH DEPARTMENT		1	1	50%	2
CVS TX8387POCT AUSTIN		2			2
FLORIDA PRIMARY CARE CENTER PA		2			2
HUMILITY OF MARY HEALTH PARTNERS			2	100%	2
ROCKWALL URGENT CARE			2	100%	2
MATHER HOSPITAL			2	100%	2
OELWEIN HEALTH CARE CENTER		2			2
NEMOURS CHILDREN'S URGEN CARE			2	100%	2
POMERENE HOSPITAL			2	100%	2
ORLANDO ORTHOPAEDIC OUTPATIENT SURGERY CENTER LLC			2	100%	2
HOLY TRINITY PHARMACY LLC		2			2
INA		1	1	50%	2
CVS TX1104POCT ALLEN		2			2
NEMOURS CHILDREN'S URGENT			2	100%	2
KAILOS GENETICS INC			2	100%	2
CARE NOW, INC			2	100%	2
CARE 365			2	100%	2
MEDEXPRESS URGENT CARE-SALINA, S 9TH ST		2			2
BRITO MEDICAL CENTER			2	100%	2
DOCTOR'S IN-HOUSE LAB/COMMUNITY HEALTH CENTERS OF PINELLAS - JOHNNIE R			2	100%	2
ADVENTHEALTH EAST ORLANDO EMPLOYEE CLINIC		2			2
WASHINGTON STATE DEPARTMENT OF HEALTH PUBLIC HEALTH LABORATORIES			2	100%	2
MINUTE CLINIC DIAGNOSTIC OF VIRGINIA, LLC #7543		2			2
KINGS BAY PEDIATRICS LLC			2	100%	2
BERGEN COUNTY SURGICAL AND ENDOSCOPY CENTER		2			2
Kroger 739 - The Little Clinic La Grange Road		2			2
Iron County Medical Care Facility		2			2
MEDEXPRESS URGENT CARE - WEST ST PAUL, ROBERT ST S		2			2
MEMORIAL HERMANN			2	100%	2
NATIONWIDE LABORATORY SERVICES		1	1	50%	2
MARCO ISLAND HOSPITAL INC D/B/A		1	1	50%	2
NLC LABS			2	100%	2
HCR MANOR CARE SERVICES OF FLORIDA III INC		2			2
University Center East			2	100%	2
MEDEXPRESS URGENT CARE- COLUMBIA HEIGH		2			2
OUR LADY OF THE LAKE REGIONAL MEDICAL CENTER			2	100%	2
STEWART ST ELIZABETH MEDICAL CENTER			2	100%	2
PEPIN ACADEMIES-PASCO		2			2
ADVENT HEALTH CENTRAL TEXAS		1	1	50%	2
STANFORD HEALTH CARE ANATOMIC PATHOLOGY & CLINICAL LAB			2	100%	2
ACCESS MEDICAL GROUP OF FLORIDA CITY			2	100%	2
TRINITAS REGIONAL MEDICAL CENTER		1	1	50%	2



# COVID-19: testing by laboratory

Data through Jan 26, 2021 verified as of Jan 27, 2021 at 09:25 AM

Data in this report are provisional and subject to change.

The numbers in the table below represent the number of Florida and non-Florida residents for whom test results were received by the Department of Health. A person can be tested by more than one laboratory and can have both positive and negative results. **Therefore, the sum of the numbers in each column will be larger than the total number of people tested.**

Reporting lab	Inconclusive	Negative	Positive	Percent positive	Total
OURMED		2			2
RENFREW CENTERS INC		2			2
GULF COAST REGIONAL MEDICAL CARE		2			2
NEW BRIDGE MEDICAL CENTER		2			2
NOVA SOUTHEASTERN UNIVERSITY - STUDENT MEDICAL CTR			2	100%	2
MISSION HOSPITAL REGIONAL MEDICAL CENTER			2	100%	2
CALIFORNIA DIVISION OF COMMUNICABLE DISEASE CONTROL			2	100%	2
MINUTECLINIC MINUTECLINIC #921		2			2
SPECIALTY LABORATORIES			2	100%	2
MAGNOLIA ADULT, LLC			2	100%	2
CORNERSTONE MEDICAL CARE OF BRANDON		2			2
SIGNATURE HEALTHCARE OF MIDDLEBURG		2			2
POINTE AT NEW PORT PLACE,THE		2			2
Workmens Circle Multicare Center		2			2
BOONES CREEK URGENT CARE		1	1	50%	2
METHODIST MANSFIELD MEDICAL CENTER			2	100%	2
INTERMOUNTAIN MEDICAL CENTER			2	100%	2
NEW YORK PSYCHIATRIC INSTITUTE		2			2
AIRPORT CLINIC			2	100%	2
MINUTECLINIC DIAG OF IND LLC #1138		1	1	50%	2
BAYLOR SCOTT & WHITE COMPREHENSIVE WOUND			2	100%	2
PRECISION DIAGNOSTIC INC		2			2
NEIGHBORCARE PHARMACY SERVICES		2			2
SUNNYSIDE MANOR		2			2
YOUTH AND YOU, INC		2			2
MERCY CONVENIENT CARE			2	100%	2
CRUC CMCH-COVID-19		2			2
MEDEXPRESS URGENT CARE - OMAHA N 72 ST		2			2
Lenox on the Lake			2	100%	2
Kennedy University Hospital -Wash Twp L		2			2
TMH EC NORTHEAST LABORATORY			2	100%	2
TENNESSEE DEPARTMENT OF HEALTH (TDH) - REGIONAL LABORATORY			2	100%	2
CVS CA9113POCT CHULA VISTA		2			2
CVS MINUTE CLINIC DIAG OF IND, LLC #6549		2			2
NORTON IMMEDIATE CARE CENTER - PRESTON			2	100%	2
BIONIC TECHNOLOGIES CORPORATION			2	100%	2
SOUTH MIAMI HOSPITAL			2	100%	2
PIEDMONT HOSPITAL LAB			2	100%	2
STEUBEN COUNTY PUBLIC HEALTH		2			2
NEBRASKA DEPARTMENT OF HEALTH AND HUMAN SERVICES			2	100%	2
CONEMAUGH MEMORIAL MEDICAL CENTER		2			2
SYLVAN NURSING			2	100%	2
Avanti Wellness and Rehab			2	100%	2
SOMA MEDICAL CENTER PA #4			2	100%	2
ACCESS RECOVERY SOLUTIONS LLC			2	100%	2
Greystone Nursing and Rehab, LLC			2	100%	2
CARENOW-LEBANON		1	1	50%	2

# COVID-19: testing by laboratory

Data through Jan 26, 2021 verified as of Jan 27, 2021 at 09:25 AM

Data in this report are provisional and subject to change.

The numbers in the table below represent the number of Florida and non-Florida residents for whom test results were received by the Department of Health. A person can be tested by more than one laboratory and can have both positive and negative results. **Therefore, the sum of the numbers in each column will be larger than the total number of people tested.**

Reporting lab	Inconclusive	Negative	Positive	Percent positive	Total
REELFOOT FAMILY WALK IN CLINIC - TIPT		2			2
OAKBRIDGE TERRACE AT SAE			2	100%	2
APC PEDIATRICS			2	100%	2
CERTIVIA LABORATORIES			2	100%	2
URGENT CARE AND SURGERY CENTER			2	100%	2
MINUTECLINIC, LLC #07852		2			2
THE RIM URGENT CARE			2	100%	2
MINUTECLINIC DIAGNOSTIC PA #3344		2			2
MINUTE CLINIC DIAGNOSTIC OF VIRGINIA, LLC #1905		2			2
MINUTECLINIC DIAG OF IND, LLC #6648		1	1	50%	2
Alden Terrace of McHenry			2	100%	2
CVS NY491POCT JACKSON HEIGHTS		2			2
Heartland Healthcare Center Boca Raton			2	100%	2
LOWELL GENERAL HOSPITAL			2	100%	2
Kroger 619 - The Little Clinic Hendersonville Indian Lake		2			2
MAIN STREET MEDICAL CENTERS		2			2
LAKEVIEW HEALTHCARE SYSTEM LLC			2	100%	2
CROSTOWN PHARMACY		2			2
JUPITER INTERNAL MEDICINE AND ASSOCIATES			2	100%	2
VOLUNTEERS OF AMERICA OF FLORIDA			2	100%	2
PHOEBE BERKS HEALTH CARE CENTER		2			2
LIFELINK TISSUE BANK D/B/A LIFELINK TISSUE BANK		2			2
METROHEALTH SYSTEM			2	100%	2
PALMETTO FAMILY HEALTH CENTER			2	100%	2
FLAGLER PROFESSIONAL HEALTH CAE SERVICES INC		2			2
FLORIDA DEPARTMENT OF HEALTH IN ALACHUA COUNTY -			2	100%	2
CVS OH6147POCT COLUMBUS		1	1	50%	2
CVS OH6149POCT UPPER ARLINGTON		1	1	50%	2
CITY OF NEW YORK DEPARTMENT OF HEALTH			2	100%	2
Delaware Court Healthcare Center		2			2
FKC AMELIA ISLAND DIALYSIS			2	100%	2
VICTORIAN MANOR			2	100%	2
RAINY LAKE MEDICAL CENTER			2	100%	2
Providence of Sparta Health and Rehabilitation		2			2
CURATIVE		1	1	50%	2
HOUSTON HEALTH DEPARTMENT - BUREAU OF LABORATORY SERVICES			2	100%	2
LABCORP OF AMERICA HOLDINGS		1	1	50%	2
CVS IN6654POCT INDIANAPOLIS		2			2
ASSOCIATES IN UROGYNECOLOGY MD LLC		2			2
WALGREENS #13605		2			2
BLUEWATER TOXICOLOGY			2	100%	2
ATLAS GENOMICS			2	100%	2
ORLANDO LUTHERAN TOWERS		1	1	50%	2
MINUTECLINIC, LLC, DBA MINUTECLINIC #4		2			2
LEGACY LABORATORY SERVICES			2	100%	2
Parkside Villa		2			2
MINUTECLINIC DIAGNOSTIC MEDICAL		2			2

# COVID-19: testing by laboratory

Data through Jan 26, 2021 verified as of Jan 27, 2021 at 09:25 AM

Data in this report are provisional and subject to change.

The numbers in the table below represent the number of Florida and non-Florida residents for whom test results were received by the Department of Health. A person can be tested by more than one laboratory and can have both positive and negative results. **Therefore, the sum of the numbers in each column will be larger than the total number of people tested.**

Reporting lab	Inconclusive	Negative	Positive	Percent positive	Total
CVS TX10140POCT THE WOODLANDS		2			2
RIVERSIDE METHODIST HOSPITAL LAB			2	100%	2
441 URGENT CARE-MULBERRY			2	100%	2
DOCTORS MEDICAL CTR OF WALTON COUNTY			2	100%	2
SENDER RETREAT ADULT DAY CARE CENTERS			2	100%	2
DALLAS VA MEDICAL CENTER - VA NORTH TEXAS HEALTH CARE SYSTEM			2	100%	2
SIMMONS			2	100%	2
NORTH MCALLEN PEDIATRIC CENTER			2	100%	2
PALM BAY COMMUNITY OUTPATIENT CLINIC		2			2
DOCTOR 4 U CLINIC			2	100%	2
MEMORIAL SLOAN KETTERING CANCER CENTER		1	1	50%	2
MINUTE CLINIC LLC #0169		2			2
INTEGRITY CLINICAL RESEARCH CENTER INC		1	1	50%	2
STUDENT HEALTH SERVICES			2	100%	2
GRACE HEALTHCARE OF LAKE WALES		1	1	50%	2
ADVANTA ANALYTICAL LABORATORIES			2	100%	2
HEARTLAND - CHARLESTON OF HANAHAN SC,		2			2
SPRING HILL REGIONAL HOSPITAL			2	100%	2
CVS MINUTE CLINIC DIAGNOSTIC MED GRP		2			2
BFT LAB			2	100%	2
CVS HEALTH, #2043		2			2
Fort Gaines Health and Rehab		2			2
LEGACY ER & URGENT CARE - FRISCO WEST			2	100%	2
UNIVERSITY OF MARYLAND MEDICAL CENTER			2	100%	2
WAL-MART STORES EAST LP		2			2
MANATEE MEMORIAL HOSPITAL CLINICAL LABORATORY			2	100%	2
SOUTH FLORIDA PEDIATRIC PARTNERS			2	100%	2
MINUTECLINIC MINUTECLINIC #4978		1	1	50%	2
DELAWARE DIAGNOSTICS LABS			2	100%	2
UW HOSPITAL AND CLINICS		1	1	50%	2
MIDDLE TENN MENTAL HEALTH INSTITUTE		2			2
FLORIDA MEDICAL CENTER OF CLEARWATER		2			2
MINUTECLINIC DIAGNOSTIC PA #7110		2			2
MINUTE CLINIC DIAGNOSTIC OF KANSAS PA		2			2
POINT OF CARE PRIVATE HEALTH MANAGEMENT			2	100%	2
BMC/JACSONVILLE		1	1	50%	2
SUPERIOR RESIDENCES OF CLERMONT		2			2
Kroger 758 - The Little Clinic Providence		2			2
IN & OUT URGENT CARE METAIRIE			2	100%	2
GOLDMAN SACHS HEALTH CENTER		2			2
FLORIDA MEDICAL CLINIC CARDIOLOGY-ZH			2	100%	2
ASCENSION ST MICHAEL'S HOSPITAL LAB		1	1	50%	2
JOHN KNOX MANOR INC II		1	1	50%	2
ADVENTHEALTH MEDICAL GROUP INTERNAL MEDICINE AT			2	100%	2
BAYFRONT FAMILY HEALTH CENTER			2	100%	2
TMH FSU RAPID LABORATORY		1	1	50%	2
FIRST CHOICE MEDICAL PC			2	100%	2

# COVID-19: testing by laboratory

Data through Jan 26, 2021 verified as of Jan 27, 2021 at 09:25 AM

Data in this report are provisional and subject to change.

The numbers in the table below represent the number of Florida and non-Florida residents for whom test results were received by the Department of Health. A person can be tested by more than one laboratory and can have both positive and negative results. **Therefore, the sum of the numbers in each column will be larger than the total number of people tested.**

Reporting lab	Inconclusive	Negative	Positive	Percent positive	Total
ALL AMERICAN URGENT CARE			2	100%	2
ILLINOIS DEPT OF PUBLIC HEALTH LABS			2	100%	2
SYNEOS HEALTH			2	100%	2
CARESPOT URGENT CARE		1	1	50%	2
Kroger 412 - The Little Clinic Oxford		2			2
THOMASVILLE REGIONAL MEDICAL CENTER		2			2
EXPRESS CARE OF THE SHOALS		1	1	50%	2
FAMILY FIRST PEDIATRICS			2	100%	2
JULIE STAATS DO		2			2
MD NOW URGENT CARE CENTER INC.			2	100%	2
SOUTHERN TENNESSEE MEDICAL CENTER			2	100%	2
GULF COAST IMMEDIATE CARE CENTER		1	1	50%	2
FASTCARE LLC			2	100%	2
STARR COUNTY MEMORIAL HOSPITAL			2	100%	2
FLORIDA CLINICAL LABORATORY INC			2	100%	2
NORTHEAST PEDIATRICS			2	100%	2
CENTRAL FLORIDA PRIMARY CARE			2	100%	2
CSS- TWELVE OAKS			2	100%	2
MINUTECLINIC DIAG OF IND, LLC #6697		2			2
CVS OH3080POCT HUBER HEIGHTS		2			2
Iowa Veterans Home		2			2
CAREWELL JW - WORCESTER LNC			2	100%	2
GIGI WOOD DAVIS DO-FAMILY MEDICINE		2			2
BAY CORRECTIONAL AND REHABILITATION FACILITY			2	100%	2
MAJESTIC GUARDIANS			2	100%	2
BD MEDICAL SYSTEMS			2	100%	2
WINKLER COURT		1	1	50%	2
SPRINGFIELD HOSPITAL LABORATORY			2	100%	2
ACCESS CARE MEDICAL GROUP LLC		2			2
THE HOSPITAL OF PROVIDENCE EMERGENCY ROOM			2	100%	2
MIDDLEBURG PEDIATRICS			2	100%	2
BRENTWOOD AT FORE RANCH			2	100%	2
CVS GA2236POCT WOODSTOCK		2			2
SERENADES BY SONATA		1	1	50%	2
INSPIRIT SENIOR LIVING			2	100%	2
BROOME COUNTY HEALTH DEPARTMENT		1	1	50%	2
MID - FLORIDA PATHOLOGY LLC		1	1	50%	2
MEDEXPRESS URGENT CARE - BRIDGEVILLE		2			2
MONICE DR.			2	100%	2
ONTARIO COUNTY PUBLIC HEALTH		2			2
MEMORIAL HOSPITAL OF CARBONDALE			2	100%	2
STARR CITY OF ROMA COMMUNITY CENTER			2	100%	2
UNIVERISTY OF MEMPHIS ATHLETIC TRAINI		2			2
BAYSTATE MEDICAL CENTER		1	1	50%	2
PEDIATRICS IN NORTH FLORIDA PA			2	100%	2
JOHNNIE RUTH CLARKE LAB			2	100%	2
ADVANCED URGENT CARE CENTER OF THE UPPER KEYS			2	100%	2

# COVID-19: testing by laboratory

Data through Jan 26, 2021 verified as of Jan 27, 2021 at 09:25 AM

Data in this report are provisional and subject to change.

The numbers in the table below represent the number of Florida and non-Florida residents for whom test results were received by the Department of Health. A person can be tested by more than one laboratory and can have both positive and negative results. **Therefore, the sum of the numbers in each column will be larger than the total number of people tested.**

Reporting lab	Inconclusive	Negative	Positive	Percent positive	Total
UNITED MEMORIAL MEDICAL CENTER			2	100%	2
WINDSOR WOODS REHAB & HEALTHCARE CTR		1	1	50%	2
Stillwater Healthcare		2			2
ASPIRUS RIVERVIEW HOSPITAL & CLINICS INC		1	1	50%	2
AUSTIN REGIONAL CLINIC MICROBIOLOGY LAB			2	100%	2
MINUTECLINIC, DIAGNOSTIC OF TEXAS, LLC		2			2
VANAYER HEALTHCARE AND REHAB CENTER		2			2
NAVAL BRANCH MEDICAL CLINIC			2	100%	2
MADISON HOSPITAL LABORATORY			2	100%	2
CLEARWATER PAIN MANAGEMENT ASSOCIATES			2	100%	2
RIVERVIEW MEDICAL CLINIC		2			2
IMMERSION RESIDENTIAL LLC			2	100%	2
GALEN BAYLOR EXTENSION		2			2
Metro West Nursing and Rehab			2	100%	2
MEMORIAL HOSPITAL OF SOUTH BEND			2	100%	2
ADVANCED MEDICAL CARE			2	100%	2
SOUTHEAST GEORGIA HEALTH SYSTEM			2	100%	2
WEAKLEY COUNTY REHAB AND NURSING CENTER		2			2
DEPARTMENT OF HEALTH AND HUMAN SERVICES DIVISION OF BEHAVIORAL HEALTH		1	1	50%	2
SUPER HEALTH PHARMACY LLC		2			2
CONWAY MEDICAL CENTER			2	100%	2
DASCENA, INC			2	100%	2
SACRED HEART HOSPITAL ON THE EMERALD			2	100%	2
TEXAS REGIONAL ASTHMA & ALLERGY CENTER			2	100%	2
Oakwood - North Baldwins Center for Living		2			2
ONE MEDICAL GROUP		1	1	50%	2
DUKE HEALTH REGIONAL HOSPITAL			2	100%	2
GILCHRIST COUNTY FIRE DEPARTMENT			2	100%	2
Great Lakes Health Center			2	100%	2
MEMORIAL HERMANN CONSOLIDATED LABORATORY SERVICES			2	100%	2
ST. ELIZABETH HEALTHCARE			2	100%	2
ORLANDO HEALTH PHYSICIAN GROUP			2	100%	2
PARKLAND HEALTH & HOSPITAL			2	100%	2
Medilodge of Montrose		2			2
STUYVESANT URGENT CARE		2			2
POMONA VALLEY COMMUNITY HOSPITAL			2	100%	2
COOK HOSPITAL AND CARE CENTER		1	1	50%	2
CARTER BLOOD CARE			2	100%	2
ADVENTIST HINSDALE HOSPITAL LABORATORY			2	100%	2
COLLIER PHARMACY			2	100%	2
Holiday Retirement Home			2	100%	2
SOUTHEASTERN INSTITUTE OF RESTORATIVE MEDICINE		1	1	50%	2
MEDEXPRESS - WILMINGTON CONCORD PIKE		2			2
UNIVERSITY HOSPITAL OF BROOKLYN		2			2
MINUTECLINIC DIAG OF IND LLC #1367		2			2
BERGEN NEW BRIDGE M		2			2
BROOKS -TLC HOSPITAL SYSTEM			2	100%	2



# COVID-19: testing by laboratory

Data through Jan 26, 2021 verified as of Jan 27, 2021 at 09:25 AM

Data in this report are provisional and subject to change.

The numbers in the table below represent the number of Florida and non-Florida residents for whom test results were received by the Department of Health. A person can be tested by more than one laboratory and can have both positive and negative results. **Therefore, the sum of the numbers in each column will be larger than the total number of people tested.**

Reporting lab	Inconclusive	Negative	Positive	Percent positive	Total
PALM MEDICAL CENTER - PLANT CITY		2			2
ADVOCATE SHERMAN HOSPITAL			2	100%	2
SKIPPACK MEDICAL LAB			2	100%	2
JOHNSON CITY MEDICAL CENTER		1	1	50%	2
Parkridge Specialty Care		2			2
PM PEDIATRICS OF BAYSIDE PLLC - HOPEWELL JUNCTION		2			2
UC CORAL GABLES			2	100%	2
SUNCOAST BLOOD BANK			2	100%	2
Van Wert Manor		2			2
LIFT HEALTH		2			2
CVS MO8555POCT KANSAS CITY		2			2
MINUTECLINIC, LLC #1452		2			2
BELLIN HOSPITAL			2	100%	2
LAWRENCE GENERAL HOSPITAL			2	100%	2
EMERALD TRACE		2			2
MERCY HEALTH LAB		1	1	50%	2
MINUTECLINIC DIAGNOSTIC OF SC, LLC #4		2			2
AGILE URGENT CARE			2	100%	2
SUNCOAST TECHNICAL COLLEGE SCHOOL OF HEALTH		2			2
MEASE COUNTRYSIDE HOSPITAL CARDIAC REH			2	100%	2
WESTMINSTER SUNCOAST			2	100%	2
RAPID URGENT CARE - ALBANY			2	100%	2
PINECREST PEDIATRICS GROUP LLC			2	100%	2
GENETIC ASSAYS INC			2	100%	2
INSPIRE HEALTHCARE CENTER			2	100%	2
ORMOND BEACH URGENT CARE			2	100%	2
PALOS COMMUNITY HOSPITAL LABORATORY			2	100%	2
NEBRASKA MEDICAL CENTER			2	100%	2
JUST BELIEVE RECOVERY CENTER			2	100%	2
SANIBEL MEDICAL CLINIC			2	100%	2
GRAND VILLA OF LARGO			2	100%	2
ALVERNO CLINICAL LABORATORIES			2	100%	2
MEDSTAR HARBOR HOSPITAL			2	100%	2
FIRST PREVENTION AND DIALYSIS CENTER LLC			2	100%	2
CHARLOTTE COUNTY HEALTH DEPARTMENT			2	100%	2
STATE OF FLORIDA			2	100%	2
OSF ST JOSEPH MEDICAL CENTER			2	100%	2
WEST COAST PEDIATRICS			2	100%	2
CLINICA HISPANIA			2	100%	2
Kroger 571 - The Little Clinic Hendersonville		1	1	50%	2
BAYLOR COLLEGE OF MEDICINE			2	100%	2
HENDRY/GLADES COUNTY HEALTH DEPARTMENT		2			2
OCALA REGIONAL KIDNEY CENTER-WEST			2	100%	2
AMERICAN MEDICAL LABORATORIES			2	100%	2
IN AND OUT URGENT CARE			2	100%	2
CVS TN7698POCT KNOXVILLE		2			2
VALLEY BAPTIST MEDICAL CENTER: BROWNSVILLE			2	100%	2

# COVID-19: testing by laboratory

Data through Jan 26, 2021 verified as of Jan 27, 2021 at 09:25 AM

Data in this report are provisional and subject to change.

The numbers in the table below represent the number of Florida and non-Florida residents for whom test results were received by the Department of Health. A person can be tested by more than one laboratory and can have both positive and negative results. **Therefore, the sum of the numbers in each column will be larger than the total number of people tested.**

Reporting lab	Inconclusive	Negative	Positive	Percent positive	Total
BIOMAT USA			2	100%	2
MODMD LABORATORY		2			2
MINUTECLINIC DIAGNOSTIC OF PA LLC		2			2
ST. MARY'S MEDICAL CENTER EVANSVILLE, INC			2	100%	2
MEDICAL CENTER LABORATORY			2	100%	2
SWEETWATER NURSING CENTER		2			2
MEDEXPRESS URGENT CARE - WEXFORD		2			2
CVS MD2956POCT NEW MARKET		1	1	50%	2
CVS OH2342POCT WEST CHESTER		2			2
SPRINGS MEDICAL LAB		1	1	50%	2
JORDAN VALLEY MEDICAL CENTER			2	100%	2
DEKALB MEDICAL CENTER LABORATORY			2	100%	2
BOSTON MEDICAL CENTER			2	100%	2
FLORIDA COMMUNITY HEALTH CENTERS, INC.			2	100%	2
SANFORD REGIONAL HOSPITAL WORTHINGTON		2			2
A+ URGENT/PRIMARY CARE			2	100%	2
CVS IN6713POCT BLOOMINGTON		2			2
BAPTIST HOSPITAL OF MIAMI MCI BROWARD LABORATORY			2	100%	2
VALLEY MEDICAL LABORATORY			2	100%	2
MEDEXPRESS URGENT CARE - LEDGEWOOD		2			2
SPECTRUM HEALTH			2	100%	2
GRAND VILLA OF MELBOURNE			2	100%	2
CPL LABS			2	100%	2
Macon Valley Nursing and Rehabilitation Center		2			2
ADVENTHEALTH MEDICAL GROUP FAMILY MEDICINE AT RDV		2			2
INTERNAL MEDICINE & PEDIATRICS WELLNESS CENTER			2	100%	2
CVS NY549POCT RIDGEWOOD		1	1	50%	2
UNIVERSTIY OF ILLINOIS HOSPITAL			2	100%	2
BAYCARE OUTREACH LAB			2	100%	2
MINUTECLINIC, LLC #1492		2			2
SPRINGHILL SENIOR RESIDENCE		2			2
TMH PHYSICIAN PARTNERS MONTICELLO		1	1	50%	2
VILLA HEALTH NH LLC			2	100%	2
MINUTE CLINIC INCORPORTE		2			2
MANASOTA PEDIATRICS			2	100%	2
AKRON GENERAL MEDICAL CENTER MAIN		2			2
STOP URGENT CARE			2	100%	2
QUALITY MEDICAL CARE			2	100%	2
MINIUTECLINIC DIAG OF IND, LLC #6553		2			2
SUMMERFIELD RETIREMENT LIVING, INC			2	100%	2
WHITESANDS OUTPATIENT TREATMENT		2			2
UK HEALTHCARE			2	100%	2
MINUTECLINIC DIAGNOSTIC OF TN, PC 6304		1	1	50%	2
NEMOURS CHILDREN'S PRIMARY CARE THE VILLAGES		2			2
ARCPPOINT LABS OF ALTAMONTE SPRINGS			2	100%	2
PHYSICIANS CARE INC		1	1	50%	2
EAST NAPLES PEDIATRICS			2	100%	2

# COVID-19: testing by laboratory

Data through Jan 26, 2021 verified as of Jan 27, 2021 at 09:25 AM

Data in this report are provisional and subject to change.

The numbers in the table below represent the number of Florida and non-Florida residents for whom test results were received by the Department of Health. A person can be tested by more than one laboratory and can have both positive and negative results. **Therefore, the sum of the numbers in each column will be larger than the total number of people tested.**

Reporting lab	Inconclusive	Negative	Positive	Percent positive	Total
HARBORCHASE OF GAINESVILLE			2	100%	2
MERCY HOSPITAL			2	100%	2
EMORY UNIVERSITY HOSPITAL			2	100%	2
BRIGHAM AND WOMEN'S HOSPITAL			2	100%	2
MANSFIELD MEDICAL LODGE			2	100%	2
MORRISTOWN MEMORIAL HOSPITAL		2			2
PUBLIC HEALTH LABORATORY	1		1	50%	2
SCDHEC BUREAU OF LABORATORIES			2	100%	2
AFFORDABLE PRIMARY CARE LLC		2			2
CLEAR LAKE REGIONAL MEDICAL CENTER			2	100%	2
MED EXPRESS URGENT CARE PC - MARYLAND		2			2
EXPEDIAN URGENT CARE			2	100%	2
PANCARE HEALTH - FRANKLIN CO			2	100%	2
WILSON MEMORIAL HOSPITAL			2	100%	2
AMI ST FRANCIS HOSPITAL LABORATORY		1	1	50%	2
RAPID RESULT CORP LLC		1	1	50%	2
NOT GIVEN		1	1	50%	2
CVS MO5655POCT LIBERTY			2	100%	2
CVS CA8850POCT HUNTINGTON BEACH		1	1	50%	2
MCLAREN REGIONAL MEDICAL CENTER			2	100%	2
HEARTLAND HOME HEALTH CARE		2			2
MAYO CLINIC GROUP PRACTICE LABORATORY			2	100%	2
Lakeside Oaks Care Center			2	100%	2
MURFREESBORO MEDICAL CLINIC		2			2
CROSSROADS			2	100%	2
BAPTIST HOSPITAL EMPLOYEE HEALTH OFF			2	100%	2
ENVOY OF FORK UNION, LLC DBA ENVOY AT THE VILLAGE		2			2
UNIVERSITY HOSPITALS OF CLEVELAND			2	100%	2
BOSTON PUBLIC HEALTH COMMISSION			2	100%	2
MINUTECLINIC DIAG OF IND, LLC #6472		2			2
SANTA ROSA COUNTY HEALTH DEPARTMENT			2	100%	2
GEISINGER MEDICAL CENTER		2			2
ELITE CARE			2	100%	2
NAVAL MEDICAL CENTER			2	100%	2
MINUTECLINIC DIAG OF IND, LLC #5369		1	1	50%	2
MARQUESA MEDICAL		2			2
LEXINGTON PLACE			2	100%	2
MIDWAY SPECIALTY CARE RX LLC			2	100%	2
WALKONCLINIC			2	100%	2
Wynfield Park Health and Rehabilitation		2			2
WARD MEMORIAL HOSPITAL		2			2
PHYSICIANS LABORATORY SERVICES			2	100%	2
PEDIATRIC HEALTH CARE		1	1	50%	2
MEDEXPRESS URGEN CARE - EAST BRUNSWICK		2			2
EASTERN FLORIDA STATE COLLEGE - PALM BAY CAMPUS			2	100%	2
CVS PA8979POCT HARRISBURG		2			2
SARASOTA MEMORIAL MEDICAL URGENT CARE CENTER			2	100%	2

# COVID-19: testing by laboratory

Data through Jan 26, 2021 verified as of Jan 27, 2021 at 09:25 AM

Data in this report are provisional and subject to change.

The numbers in the table below represent the number of Florida and non-Florida residents for whom test results were received by the Department of Health. A person can be tested by more than one laboratory and can have both positive and negative results. **Therefore, the sum of the numbers in each column will be larger than the total number of people tested.**

Reporting lab	Inconclusive	Negative	Positive	Percent positive	Total
CVS PA7132POCT THORNDALE		2			2
ManorCare Rehabilitation Center- Decatur		2			2
ACCESS LABORATORIES LLC			2	100%	2
SARASOTA IMMEDIATE CARE			2	100%	2
SOUTHSIDE FAMILY MEDICAL		2			2
OPP HEALTH AND REHABILITATION		2			2
CVS HEALTH, #1994		1	1	50%	2
TGH Brandon Healthplex Laboratory			2	100%	2
MIDWAY PRIMARY CARE LLC		2			2
ROCKEFELLER UNIVERSITY CLINICAL GENOMICS LABORATOR		2			2
SINAI PLAZA NURSING AND REHAB CENTER			2	100%	2
Good Samaritan Society-Blackduck		1	1	50%	2
AMEDISYS HOME HEALTH OF GREENVILLE			2	100%	2
BNR PHARMACY INC		2			2
Elba Nursing and Rehabilitation Center, LLC		2			2
PTC LABORATORIES			2	100%	2
VA OUTPATIENT PHARMACY			2	100%	2
CENTURY LINK SPORTS COMPLEX			2	100%	2
MEDEXPRESS URGENT CARE FOX CHAPEL		2			2
FLORIDA DEPARTMENT OF HEALTH IN LEE COUNTY		1	1	50%	2
ST CHARLES BEND LABORATORY		1	1	50%	2
MINUTECLINIC DIAG OF IND, LLC #8645		2			2
NORTH DAKOTA VETERANS HOME		2			2
LEE PHYSICIAN GROUP		1	1	50%	2
Kroger 745 - The Little Clinic Somerset		2			2
GENESIS FAMILY PRACTICE			2	100%	2
REGIONS HOSPITAL LABORATORY			2	100%	2
SARASOTA MEDICAL CENTER			2	100%	2
PM PEDIATRICS OF BAYSIDE, PLLC - MANHASSET		2			2
CITRUS PARK			2	100%	2
CROSSROADS URGENT CARE DBA URGENT TEA		2			2
ARTHREX MEDICAL CENTER EAST			2	100%	2
PINARD HOME HEALTH SERVICES INC			2	100%	2
ASCENSION ST VINCENT'S RIVERSIDE			2	100%	2
HARRINGTON PARK HEALTH AND REHAB		2			2
Bedford Care Center of Hattiesburg		2			2
MEDEXPRESS URGENT CARE - JEANNETTE		2			2
UT AUSTIN UNIVERSITY HEALTH SERVICES			2	100%	2
ST. JOSEPH REGIONAL MEDICAL CENTER			2	100%	2
BEECHTREE MOLECULAR LAB LLC			2	100%	2
CVS MO10151POCT SPRINGFIELD		1	1	50%	2
Kroger 853 - The Little Clinic East Broad Street		2			2
PENSACOLA MEDICAL CLINIC LLC			2	100%	2
DALLAS BAPTIST UNIVERSITY - HEALTH SERVICES			2	100%	2
COVID TESTING LLC			2	100%	2
ACN PHYSICIANS GROUP CORP			2	100%	2
SHORE MEDICAL CENTER		2			2

# COVID-19: testing by laboratory

Data through Jan 26, 2021 verified as of Jan 27, 2021 at 09:25 AM

Data in this report are provisional and subject to change.

The numbers in the table below represent the number of Florida and non-Florida residents for whom test results were received by the Department of Health. A person can be tested by more than one laboratory and can have both positive and negative results. **Therefore, the sum of the numbers in each column will be larger than the total number of people tested.**

Reporting lab	Inconclusive	Negative	Positive	Percent positive	Total
U OF MIAMI MILLER SCHOOL OF MEDICINE			2	100%	2
MEDEXPRESS - WILMINGTON KIRKWOOD HIGHWAY		2			2
RIGHT AT HOME			2	100%	2
BAYSIDE URGENT CARE CENTER INC			2	100%	2
MINUTE CLINIC LLC # 2033		1	1	50%	2
Walgreens #10207		2			2
MINUTECLINIC DIAGNOSTICS OF IND LLC		1	1	50%	2
GINKGO-IXLAYER		2			2
ST VINCENTS AMBULATORY CARE INC DBA			2	100%	2
MEDEXPRESS URGENT CARE- ALLISON PARK		1	1	50%	2
FLORIDA PRIMARY CARE AND SPORTS MEDICINE INC			2	100%	2
MINUTE CLINIC LLC #10203		2			2
CVS MINUTE CLINIC DIAGNOSTIC OF TN #3293		2			2
Huntington Health Care and Rehabilitation Center		2			2
MINUTECLINIC #8760		2			2
NEW YORK STATE DEPARTMENT OF HEALTH		1	1	50%	2
BOND COMMUNITY HEALTH CENTER			2	100%	2
ASHLEY PEDIATRICS			2	100%	2
MD NOW URGENT CARE MEDICAL CENTERS INC			2	100%	2
Jackson Health Care Facility			2	100%	2
Kings County Hospital Center			2	100%	2
ADVENTHEALTH IMAGING PARTIN SETTLEMENT			2	100%	2
VETERANS AFFAIRS MEDICAL CENTER - GREATER LOS ANGELES			2	100%	2
VIRGINIA DEPT OF HEALTH OFFICE OF EPIDEMIOLOGY			2	100%	2
NEMOURS CHILDRENS PRIMARY CARE			2	100%	2
PHYSICIANS MEDICAL CENTER		2			2
CVS IL7017POCT BLOOMINGTON		2			2
LIFETIME FAMILY URGENT CARE			2	100%	2
MENORAH MANOR			2	100%	2
MEDEXPRESS URGENT CARE, LANCASTER WEST		1	1	50%	2
CHESTERFIELD HEALTHCARE GROUP, INC		2			2
BROOKDALE ALTAMONTE SPRINGS			2	100%	2
UMHC HOLLYWOOD LABORATORY			2	100%	2
NONA PEDIATRIC CENTER			2	100%	2
PruittHealth Lakehaven		2			2
NORTH FLORIDA MEDICAL CENTERS INC		1	1	50%	2
MEDLOGIC, LLC		2			2
TAMPA INTERNATIONAL AIRPORT			2	100%	2
FLORIDA DEPARTMENT OF HEALTH (FDOH)			2	100%	2
LIFESPRING COMMUNITY HEALTH		2			2
MINUTE CLINIC LLC #4017		2			2
ANDERSON COUNTY HOSPITAL			2	100%	2
MINUTECLIINIC DIAGNOSTIC OF NORTH CARO		2			2
PEACE RIVER MEDICAL CENTER		2			2
HEALTH EXPRESS URGENT CARE			2	100%	2
SOUTH DAKOTA DEPARTMENT OF HEALTH		2			2
CHNJ		2			2



# COVID-19: testing by laboratory

Data through Jan 26, 2021 verified as of Jan 27, 2021 at 09:25 AM

Data in this report are provisional and subject to change.

The numbers in the table below represent the number of Florida and non-Florida residents for whom test results were received by the Department of Health. A person can be tested by more than one laboratory and can have both positive and negative results. **Therefore, the sum of the numbers in each column will be larger than the total number of people tested.**

Reporting lab	Inconclusive	Negative	Positive	Percent positive	Total
Kroger 020 - The Little Clinic Wheat Ridge		2			2
MEDEXPRESS URGENT CARE-MT PLEASANT		1	1	50%	2
CVS GA2147POCT KENNESAW		1	1	50%	2
PEACEHEALTH CENTRAL		2			2
New Jersey Aim At Smg		2			2
SOUTH LAKE FAMILY HEALTH CENTER			2	100%	2
KIVA AT MOUNT DORA			2	100%	2
SCIENTIFIC LABORATORY COMPANY		2			2
ADVANCED MEDICAL OF FLORIDA			2	100%	2
SHELL POINT HOME HEALTH			2	100%	2
BAPTIST HEALTHCARE - LAKEVIEW CENTER INC		2			2
CENTRAL FLORIDA FAMILY HEALTH CENTER		2			2
BAYSHORE MEDICAL CENTER			2	100%	2
WARE EXPRESS CARE			2	100%	2
COVANCE			2	100%	2
MEDICAL CITY DALLAS HOSPITAL			2	100%	2
JRS LABORATORY			2	100%	2
TRUE HEALTH INC			2	100%	2
TENNESSEE VALLEY HCS			2	100%	2
GOUVERNEUR HOSPITAL LABORATORY		2			2
UNIVERSITY OF MISSOURI HEALTH CARE			2	100%	2
PRECISION CLINICAL RESEARCH			2	100%	2
HAWAII DEPARTMENT OF HEALTH			2	100%	2
MEDEXPRESS URGENT CARE - SOUTH CHARLESTON		2			2
BROOKDALE LAKE MARY			2	100%	2
LACORP		1	1	50%	2
Lake Charles Healthcare LLC dba Landmark Lake Charles			2	100%	2
FAMILY HEALTH CENTER AT PORT ST JOHN			2	100%	2
WISCONSIN STATE LABORATORY OF HYGIENE		1	1	50%	2
ADVICE FOR OPTIMAL WELLNESS			2	100%	2
INDUSTRY LAB DIAGNOSTIC PARTNERS			2	100%	2
NEW GEN LABS			2	100%	2
DRR JMC URGENT CARE DONALD ROSS			2	100%	2
SOFTCELL L-FORM LABORATORIES, LLC			2	100%	2
BENTON PEDIATRICS		2			2
AZALEA HEALTH AND REHABILITATION		2			2
ACM MEDICAL LABORATORY ALLIANCE			2	100%	2
FEDERAL CORRECTIONAL INSTITUTION MARIANNA			2	100%	2
MINUTECLINIC DIAGNOSTIC OF KANSAS PA		2			2
Kroger 096 - The Little Clinic Orchard and Holly		2			2
LAB CORP OF AMER SAN DIEGO			2	100%	2
CVS IN7653POCT EVANSVILLE		1	1	50%	2
LEE MEMORIAL HEALTH SYSTEM D/B/A			2	100%	2
HOLY FAMILY MEDICAL CENTER		1	1	50%	2
MEDI STATION			2	100%	2
WALGREENS #05477		2			2
EASTLAKE MEDICAL CENTER		2			2

# COVID-19: testing by laboratory

Data through Jan 26, 2021 verified as of Jan 27, 2021 at 09:25 AM

Data in this report are provisional and subject to change.

The numbers in the table below represent the number of Florida and non-Florida residents for whom test results were received by the Department of Health. A person can be tested by more than one laboratory and can have both positive and negative results. **Therefore, the sum of the numbers in each column will be larger than the total number of people tested.**

Reporting lab	Inconclusive	Negative	Positive	Percent positive	Total
CVS MD1881POCT DUNKIRK		2			2
EXCEPTIONAL EMERGENCY CENTER - AMARILLO			2	100%	2
HALIFAX HEALTH CARE FOR WOMEN		2			2
MEDEXPRESS URGENT CARE-SELINGSGROVE		2			2
HOME ACCESS HEALTH			2	100%	2
GRAND VILLA OF SARASOTA		1	1	50%	2
ARLINGTON DIALYSIS CENTER LLC		2			2
MEDEXPRESS URGENT CARE - CEDAR KNOLLS		2			2
MINUTE-CLINIC DIAGNOSTIC OF VIRGINIA,		2			2
SPECTRA LABS		1	1	50%	2
87TH MEDICAL GROUP – MCGUIRE AMBULATORY CARE FACILITY		2			2
COL CROSSROAD		1	1	50%	2
MARTHA A PRICE MD PA		1	1	50%	2
MEDEXPRESS URGENT CARE - LINCOLN N 26T		2			2
VITAL CARE CLINIC, LLC			2	100%	2
PALM CITY NURSING AND REHAB CENTER			2	100%	2
EDGEWATER RETIREMENT MANOR			2	100%	2
QUEST DIAGNOSTICS CLINICAL LABORATORIES INC		2			2
WELL HEALTH LABS			2	100%	2
CLEVELAND CLINIC IMAGING			2	100%	2
PALM BEACH GARDENS MEDICAL CENTER			2	100%	2
MID-FLORIDA HEMATOLOGY AND ONCOLOGY CENTERS		2			2
COOPER CLINIC			2	100%	2
GOLDSTEIN			2	100%	2
NDX-CORE LAB			2	100%	2
MIDLAND MEMORIAL HOSPITAL			2	100%	2
US LABS		2			2
COMMUNITY HEALTH CENTERS INC			2	100%	2
CREATIVE HEALTH CENTER			2	100%	2
ATHENS MEDICAL CENTER			1	100%	1
NEMOURS CHILDRENS PRIMARY CARE CLERMONT			1	100%	1
ELATION HEALTH		1			1
MEDICAL ASSOCIATES OF PINELLAS - LAB			1	100%	1
HAMILTON COUNTY HEALTH DEPARTMENT		1			1
PRIMARY CARE & PEDIATRICS - SHEPHERSTOWN		1			1
CLIFTON-FINE HOSPITAL LABORATORY		1			1
HIBISCUS COURT			1	100%	1
ALL CARE URGENT CARE			1	100%	1
ADVANCE HEALTH AND WELLNESS SOLUTIONS			1	100%	1
CVS AZ9290POCT PHOENIX		1			1
LAKELAND REGIONAL HEALTH GRASSLANDS		1			1
THE MEDICAL CENTER AT BOWLING GREEN			1	100%	1
Georgiana Health and Rehabilitation, LLC		1			1
Piqua Manor		1			1
PATHOLOGY		1			1
GRAND VIEW HOSPITAL			1	100%	1
American Fork Care Center dba Heritage Care Center		1			1

# COVID-19: testing by laboratory

Data through Jan 26, 2021 verified as of Jan 27, 2021 at 09:25 AM

Data in this report are provisional and subject to change.

The numbers in the table below represent the number of Florida and non-Florida residents for whom test results were received by the Department of Health. A person can be tested by more than one laboratory and can have both positive and negative results. **Therefore, the sum of the numbers in each column will be larger than the total number of people tested.**

Reporting lab	Inconclusive	Negative	Positive	Percent positive	Total
LIFESPAN HEALTH - SELMER		1			1
DEVITA		1			1
HELIX BIOMEDICS LLC			1	100%	1
DORAL KIDNEY CENTER			1	100%	1
EXACCARE KINGSTON, LLC			1	100%	1
MINUTE CLINIC DIAGNOSTIC MED GRP OF CA		1			1
FIU HEALTH CARE CENTER			1	100%	1
CRYSTAL RIVER FIRE DEPARTMENT			1	100%	1
KIOSK MEDICINE KENTUCKY LLC		1			1
MARYLAND DEPARTMENT OF HEALTH AND MENTAL HYGIENE-LABORATORIES			1	100%	1
PROGRESSIVE MEDICAL LAB LLC			1	100%	1
Bolingreen Health and Rehabilitation		1			1
Life Care Center of Auburn		1			1
SKY RIDGE MEDICAL CENTER - MICRO			1	100%	1
ADVANCED HEALTHCARE ASSOCIATES		1			1
UNIVERSITY OF IOWA HOSPITALS & CLINICS			1	100%	1
ST GERARD'S COMMUNITY OF CARE		1			1
SHAMRA MEDICAL LABORATORY			1	100%	1
APPLECARE URGENT CARE KINGSLAND			1	100%	1
NEMOURS CHILDREN'S PRIMARY CARE			1	100%	1
WALGREENS #01398			1	100%	1
MASSACHUSETTS DEPARTMENT OF HEALTH			1	100%	1
FAMILY CARE SPECIALISTS OF ORLANDO			1	100%	1
MINUTECLINIC DIAGNOSTIC OF KANSAS, PC		1			1
SYNAPSE ANALYTICAL LABS		1			1
ALL PRO ORTHOPEDICS & SPORTS MEDICINE, PA			1	100%	1
MAYO CLINIC BEACHES PRIMARY CARE CTR		1			1
Walgreens #5421		1			1
MINUTECLINIC, LLC #07876			1	100%	1
MERCY GENERAL HOSPITAL			1	100%	1
CVS OH6164POCT DELAWARE		1			1
Brio of Johnston		1			1
MAYO CLINICAL LABORATORIES		1			1
NEMOURS CHILDREN'S HOSPITAL			1	100%	1
MEA PRIMARY CARE PLUS BYRAM			1	100%	1
SMA BEHAVIORAL HEALTH SERVICES INC		1			1
DEVLAB, LLC			1	100%	1
UNIVERSITY OF MIAMI PRIMARY CARE SITE UMHC 3039			1	100%	1
JACKSONVILLE VA OPC			1	100%	1
STATE OF CALIFORNIA DOH SERVICES			1	100%	1
BAYSHORE POINTE NURSING AND REHAB CENTER			1	100%	1
ADVANCED LABORATORY SERVICES			1	100%	1
FLORIDA KEYS PED AND ADOLES CTR			1	100%	1
SOUTHERN HILLS MEDICAL CENTER			1	100%	1
POUDRE VALLEY HOSPITAL			1	100%	1
ALTA BATES SUMMIT MEDICAL CENTER CLINICAL LAB			1	100%	1
APPLECARE VALDOSTA			1	100%	1

# COVID-19: testing by laboratory

Data through Jan 26, 2021 verified as of Jan 27, 2021 at 09:25 AM

Data in this report are provisional and subject to change.

The numbers in the table below represent the number of Florida and non-Florida residents for whom test results were received by the Department of Health. A person can be tested by more than one laboratory and can have both positive and negative results. **Therefore, the sum of the numbers in each column will be larger than the total number of people tested.**

Reporting lab	Inconclusive	Negative	Positive	Percent positive	Total
QUALITY LAB			1	100%	1
HAMILTON CI MAIN UNIT ANNEX/ WORK CAMP			1	100%	1
UUHC - REDSTONE HEALTH CENTER LABORATORY			1	100%	1
FLORIDA DEPARTMENT OF HEALTH SEMINOLE COUNTY		1			1
CARENOW LAKE WORTH			1	100%	1
ADVANCED MEDICAL LABORATORIES (AML)			1	100%	1
TITUSVILLE CENTER FOR SURGICAL EXCELLENCE LLC		1			1
BREVARD FAMILY WALK IN CLINIC			1	100%	1
GWINNETT MEDICAL CENTER			1	100%	1
CVS PA1296POCT DREXEL HILL		1			1
MYCLINIC, INC			1	100%	1
POINTE MEDICAL SERVICES INC			1	100%	1
ABSOLUTE HEALTH INTERNAL MEDICINE AND PEDIATRICS		1			1
DEPT OF VA MEDICAL CENTER - MIAMI			1	100%	1
CTMD MEDICAL CENTER, PA			1	100%	1
EXAC CARE CROSSVILLE		1			1
FLORIDA MEDICAL CENTER			1	100%	1
WESTOX LABS		1			1
NULEASE MEDICAL SOLUTIONS			1	100%	1
ROBERTS WESLEYAN COLLEGE HEALTH CENTE		1			1
CVS SC2497POCT LEXINGTON		1			1
WELLPATH			1	100%	1
ORLANDO HEALTH PHYSICIAN GROUP INC			1	100%	1
HCR ManorCare Greentree		1			1
PANCARE HEALTH - BRUCE			1	100%	1
DORA HOME CARE			1	100%	1
Good Samaritan Society - Albion		1			1
HAWKEYE CARE CENTER DUBUQUE		1			1
ORMOND MEDICAL ARTS FAMILY PRACTICE PL			1	100%	1
Summit Medical Group Morristown Oncology		1			1
SHARON REGIONAL MEDICAL CENTER			1	100%	1
BEAUFORT MEMORIAL			1	100%	1
NORTH SHORE HEMATOLOGY-ONCOLOGY ASSOCI		1			1
THE CHILDREN'S HOSPITAL OF PHILADELPHIA		1			1
ROSE MEDICAL CENTER LAB			1	100%	1
DIGNITY HEALING LLC			1	100%	1
ROAN MOUNTAIN MEDICAL CENTER			1	100%	1
ANY LAB TEST FAST CORP			1	100%	1
CVS TX3292POCT WYLIE		1			1
Kroger 328 - The Little Clinic Henderson Road		1			1
MINUTECLINIC, LLC #4507		1			1
Monument Health Custer Care Center		1			1
URGENT CARE OF FORT LAUDERDALE INC			1	100%	1
CVS SC5479POCT INDIAN LAND		1			1
Southwest Louisiana Veterans Home			1	100%	1
MEDEXPRESS URGENT CARE - TOPEKA, SW WANAMAKER RD		1			1
ST LUKES SURGICAL AT THE VILLAGES INC			1	100%	1

# COVID-19: testing by laboratory

Data through Jan 26, 2021 verified as of Jan 27, 2021 at 09:25 AM

Data in this report are provisional and subject to change.

The numbers in the table below represent the number of Florida and non-Florida residents for whom test results were received by the Department of Health. A person can be tested by more than one laboratory and can have both positive and negative results. **Therefore, the sum of the numbers in each column will be larger than the total number of people tested.**

Reporting lab	Inconclusive	Negative	Positive	Percent positive	Total
PALMA CEIA MED GROUP-SWANN		1			1
Village Crest Center for Health & Rehabilitation		1			1
DOCTORS HOSPITAL OF LAREDO			1	100%	1
HERNANDO CHILDREN'S			1	100%	1
MEDICAL CITY DENTON			1	100%	1
MED BAR LLC		1			1
HIGH DESERT COURT GROUP HOME			1	100%	1
WALGREENS #5130			1	100%	1
UHEALTH CARDIOLOGY			1	100%	1
SIGNATURE CARE MEMORIAL CITY			1	100%	1
Kroger - KRO03400316			1	100%	1
CLEMENT MANOR HEALTH CENTER		1			1
CSL PLASMA LAB			1	100%	1
CONCORDIA MANOR			1	100%	1
HILTON HEAD HOSPITAL/INPATIENT			1	100%	1
INFECTION CONTROL DEPT			1	100%	1
Oakland Nursing and Rehabilitation Center		1			1
Ashland Place Health and Rehabilitation, LLC		1			1
Kroger 596 - The Little Clinic Brentwood		1			1
Washington County Nursing H0me			1	100%	1
Villa Maria			1	100%	1
MEDCOR CORPORATE CLINIC			1	100%	1
MINUTECLINIC DIAGNOSTIC OF OHIO #4401		1			1
SOUTH FLORIDA RESEARCH ORGANIZATION			1	100%	1
HUMC		1			1
Valley Center (WV)			1	100%	1
EASTSIDE URGENT CARE			1	100%	1
MCH PHYSICIANS GROUP			1	100%	1
MARCO ISLAND MEDICAL CENTER			1	100%	1
SUN CITY DIAGNOSTIC CENTER			1	100%	1
WELLINGTON WEST 100176			1	100%	1
VA COMMUNITY BASED CLINIC - LAKE CITY			1	100%	1
CLEVELAND CLINIC OUTPATIENT LABORATORY			1	100%	1
ALPHA CLINICAL LABORATORY CORP.			1	100%	1
MINUTECLINIC, LLC #09202		1			1
TRUMAN MEDICAL CENTER - HOSPITAL HILL			1	100%	1
CVS TX7827POCT ROUND ROCK		1			1
FHPG SURGICAL ASSOCIATES OF EAST PASCO			1	100%	1
CIGNA GATEWAY			1	100%	1
BIOMERIEUX			1	100%	1
HALIFAX HEALTH PRIMARY CARE ORMOND			1	100%	1
IM&P WELLNES CENTER			1	100%	1
PASCO COUNTY HEALTH DEPARTMENT			1	100%	1
BROADWAY HEALTH FLORIDA MEDICAL CLINIC URGENT CARE			1	100%	1
WASHINGTONVILLE PHARMACY INC		1			1
LEGACY ER AND URGENT CARE			1	100%	1
FAMILY MEDICINE AT CELEBRATION		1			1



# COVID-19: testing by laboratory

Data through Jan 26, 2021 verified as of Jan 27, 2021 at 09:25 AM

Data in this report are provisional and subject to change.

The numbers in the table below represent the number of Florida and non-Florida residents for whom test results were received by the Department of Health. A person can be tested by more than one laboratory and can have both positive and negative results. **Therefore, the sum of the numbers in each column will be larger than the total number of people tested.**

Reporting lab	Inconclusive	Negative	Positive	Percent positive	Total
AVERA ST. MARY'S HOSPITAL			1	100%	1
AURORA MEDICAL CENTER-KENOSHA			1	100%	1
DAVENPORT PEDIATRICS CLERMONT PA		1			1
ARIZONA STATE LABORATORY			1	100%	1
NEW MILFORD HOSPITAL			1	100%	1
FORT LOUDOUN PRIMARY CARE		1			1
SPHERE DX			1	100%	1
HARDIN MEMORIAL HOSPITAL - HEARTLAND PATHOLOGY CONSULTANTS			1	100%	1
ST. JOHN HOSPITAL & MEDICAL CENTER			1	100%	1
HEALTHCARE FOR THE HOMELESS			1	100%	1
MANOR CARE OF DELRAY BEACH FL LLC		1			1
KIOSK MEDICINE OF KENTUCKY LLC		1			1
SACRED HEART HOSPITAL NURSING			1	100%	1
HSRE-ASL CASSELBERRY TRS, LLC			1	100%	1
CHATSWORTH ASSISTED LIVING COMMUNITY AT PGA NATIONAL			1	100%	1
WILMINGTON NURSING AND REHAB			1	100%	1
FLORIDA HEART AND VASCULAR MULTISPECIALTY GROUP PA			1	100%	1
Jacaranda Manor			1	100%	1
Douglas County Health Center		1			1
SPRINGBROOK HOSPITAL			1	100%	1
Oakview Manor Health and Rehab		1			1
IDAHO HEALTH DEPARTMENT			1	100%	1
HANCOCK REGIONAL HOSPITAL		1			1
CVS SC7556POCT WEST COLUMBIA		1			1
GALVESTON COUNTY HEALTH DISTRICT			1	100%	1
RIVERTON CBOC			1	100%	1
BHA TITUSVILLE CLINIC			1	100%	1
GADSDEN COUNTY HEALTH DEPARTMENT			1	100%	1
CLINICAL LABORATORY DEPARTMENT			1	100%	1
SEATTLE-KING COUNTY			1	100%	1
ANDREWS			1	100%	1
CLEVELAND HEARTLAB			1	100%	1
PROGRESSIVE URGENT CARE, PC			1	100%	1
NAPHCARE INC		1			1
CLINTON DRUG STORE		1			1
MID FLORIDA DERMATOLOGY ASSOCIATES PA			1	100%	1
Orchid Cove at Naples			1	100%	1
MINUTECLINIC DIAGNOSTIC MED GRP OF ORA			1	100%	1
WESTEX URGENT CARE, PLLC			1	100%	1
MEMORIAL HOSPITAL LOS BANOS			1	100%	1
MEDEXPRESS URGENT CARE - WICHITA, N MAIZE RD		1			1
HOLMES FAMILY PRACTICE PA			1	100%	1
VITAL CARE			1	100%	1
ROCKLEDGE HEALTH & REHABILITATION CENTER			1	100%	1
Melbourne Terrace Rehabilitation Center			1	100%	1
Glenburn Home		1			1
PSL JAX BEACH OPERATIONS LLC			1	100%	1

# COVID-19: testing by laboratory

Data through Jan 26, 2021 verified as of Jan 27, 2021 at 09:25 AM

Data in this report are provisional and subject to change.

The numbers in the table below represent the number of Florida and non-Florida residents for whom test results were received by the Department of Health. A person can be tested by more than one laboratory and can have both positive and negative results. **Therefore, the sum of the numbers in each column will be larger than the total number of people tested.**

Reporting lab	Inconclusive	Negative	Positive	Percent positive	Total
EH FARGO HOSPITAL LABORATORY			1	100%	1
CVS PA371POCT PHILADELPHIA		1			1
WHEATON FRANCISCAN LABORATORY			1	100%	1
Miller Health Care Center			1	100%	1
INNOVATIVE HEALTH DIAGNOSTIC OF CALIFORNIA			1	100%	1
PARKWAY REGIONAL MEDICAL CENTER LAB			1	100%	1
CHATEAU MADELEINE - SENIOR LIVING & MEMORY CARE			1	100%	1
SUNY AT STONY BROOK			1	100%	1
TALLAHASSEE MEMORIAL HEALTHCARE			1	100%	1
MEMORIAL SATILLA HEALTH			1	100%	1
MEMORIAL HOSPITAL WEST			1	100%	1
Life Care Center of Paradise Valley		1			1
ROSLYN INTERNAL MEDICINE		1			1
CVS IL8751POCT CHICAGO		1			1
Riverside Nursing & Rehabilitation Center		1			1
SOUTHERN FAMILY HEALTH			1	100%	1
PROVIDENCE HOSPITAL			1	100%	1
MEDEXPRESS URGENT CARE - DERBY N ROCK		1			1
NEMOURS CHILDRENS URGENT CARE			1	100%	1
VELOCITY URGENT CARE			1	100%	1
MINUTECLINIC DIAGNOSTIC OF VIRGINIA, LLC #1416		1			1
CMC MERCY LABORATORY			1	100%	1
WESTON COUNTY HEALTH SERVICES			1	100%	1
LANGLADE			1	100%	1
ADVANCE CARDIOVASCULAR IMAGING, INC			1	100%	1
PEDIATRIC PARTNERS ZEPHYRHILLS			1	100%	1
BROOKSVILLE REGIONAL HOSPITAL			1	100%	1
MD NOW MEDICAL CENTERS, INC			1	100%	1
MINUTECLINIC DIAGNOSTIC, PA		1			1
Accordius Health at Gastonia			1	100%	1
LAB. CORP. OF AMERICA			1	100%	1
LAB TEST KENDALL LLC		1			1
HOLYOKE MEDICAL CENTER			1	100%	1
Winter Garden Rehab and Nursing Facility		1			1
SHANNON MEDICAL CENTER			1	100%	1
JOHN PETER SMITH HOSPITAL- OB TRIAGE			1	100%	1
Smg At Bridgewater Family Medicine		1			1
TMH URGENT CARE CENTER			1	100%	1
BLACK STALLION WALK IN AND EXERCISE CLINICS LLC		1			1
DAYTONA BEACH CENTRA CARE			1	100%	1
MINUTE CLINIC LLC #1909		1			1
GSM OCED Subsection			1	100%	1
USCG AIR STATION CLEARWATER CLINIC			1	100%	1
NORTH COUNTRY FAMILY HEALTH CENTER INC		1			1
SV MOBILE HEALTH			1	100%	1
EVANS FAMILY CARE PA			1	100%	1
HALIFAX FAMILY HEALTH CENTER			1	100%	1

# COVID-19: testing by laboratory

Data through Jan 26, 2021 verified as of Jan 27, 2021 at 09:25 AM

Data in this report are provisional and subject to change.

The numbers in the table below represent the number of Florida and non-Florida residents for whom test results were received by the Department of Health. A person can be tested by more than one laboratory and can have both positive and negative results. **Therefore, the sum of the numbers in each column will be larger than the total number of people tested.**

Reporting lab	Inconclusive	Negative	Positive	Percent positive	Total
US LABORATORIES			1	100%	1
FAMILY PRACTICE OF CENTRAL FLORIDA PA			1	100%	1
NEW YORK STATE DEPARTMENT OF HEALTH			1	100%	1
LAKE VIEW COURT		1			1
BAPTIST HEALTH MEDICAL PLAZA			1	100%	1
Raleigh Center (WV)			1	100%	1
SILVER SPRINGS SHORES DIALYSIS			1	100%	1
GREATER TAMPA AT HOME			1	100%	1
THE INTERNAL MEDICAL GROUP		1			1
CHRISTUS SPOHN HOSPITAL			1	100%	1
OMNICARE PHARMACY OF TEXAS 1, LP		1			1
Buena Vista Care Center		1			1
VANDERBILT UNIVERSITY MEDICAL CENTER			1	100%	1
BLOSSOMS ASSISTED LIVING 1 LLC			1	100%	1
CALIFORNIA PUBLIC HEALTH LABORATORY			1	100%	1
Sevierville Health and Rehabilitation		1			1
MAINE HEALTH AND ENVIRONMENTAL TESTING LABORATORY			1	100%	1
Kroger - KRO01100688			1	100%	1
WALGREENS # 12338		1			1
CVS NC6402POCT DAVIDSON		1			1
CITRUS DERMATOLOGY			1	100%	1
LIFE CARE CENTER OF HILTON HEAD		1			1
OXY-GENLAB			1	100%	1
SHANDS JACKSONVILLE CLINICAL CENTER			1	100%	1
GENEVA FAMILY HEALTH			1	100%	1
MERCY MEDICAL CENTER INC			1	100%	1
MED CHOICE CENTER OF NORTH MIAMI			1	100%	1
MEDICAL CLINIC OF HOUSTON			1	100%	1
Freedom Pointe at The Villages			1	100%	1
ST. LUKES HOSPITAL			1	100%	1
Cerenity Senior Care-White Bear Lake		1			1
ASCENSION ST VINCENT'S MEDICAL CENTER			1	100%	1
HUNTSVILLE HOSPITAL			1	100%	1
SPECTRUM LUDINGTON			1	100%	1
CARDIAC AND VASCULAR CONSULTANTS MD PA		1			1
KEY BISCAVNE PEDIATRIC ASSOCIATES INC			1	100%	1
CORPORATION OF AMERICA		1			1
SPRINGFIELD HOSPITAL			1	100%	1
AUTUMN HOUSE			1	100%	1
LABORATORY COPRORATION OF AMERICA			1	100%	1
KEY WEST BRANCH MEDICAL CLINIC			1	100%	1
CVS MINUTE CLINIC DIAGNOSTIC MED GRP OF CAL		1			1
Crisp Regional Nursing and Rehab Center		1			1
HEALTH GUAGE			1	100%	1
BRISTOL REGINAL MEDICAL CENTER			1	100%	1
Gulf Coast health and Rehabilitation, LLC		1			1
FIT4LIFE MEDICAL CENTER			1	100%	1

# COVID-19: testing by laboratory

Data through Jan 26, 2021 verified as of Jan 27, 2021 at 09:25 AM

Data in this report are provisional and subject to change.

The numbers in the table below represent the number of Florida and non-Florida residents for whom test results were received by the Department of Health. A person can be tested by more than one laboratory and can have both positive and negative results. **Therefore, the sum of the numbers in each column will be larger than the total number of people tested.**

Reporting lab	Inconclusive	Negative	Positive	Percent positive	Total
Wedgewood Manor		1			1
ONslow COUNTY HEALTH DEPARTMENT			1	100%	1
CHIPOLA QUICK CARE			1	100%	1
CYPRESS CREEK DIALYSIS CTR			1	100%	1
MEDEXPRESS URGENT CARE - LEOMINSTER		1			1
MRMC LAB MICRO			1	100%	1
URGENT DOC -NACOGODOCHES CLINIC			1	100%	1
DOYLESTOWN HOSPITAL			1	100%	1
FLORIDA DIGESTIVE AND LIVER SPECIALISTS			1	100%	1
ENCORE AT BOCA RATON, THE			1	100%	1
Waddell Nursing & Rehab Center		1			1
MINUTECLINIC DIAGNOSTIC OF OHIO #6139		1			1
DIVERSE MEDICAL CARE LLC			1	100%	1
INTERMOUNTAIN HEALTHCARE LABORATORY SERVICES			1	100%	1
CARE STATION MEDICAL GROUP		1			1
CHILTON MEDICAL CENTER		1			1
Kroger 523 - The Little Clinic Dickson			1	100%	1
MID-SOUTH URGENT CARE, PLLC			1	100%	1
YUMA REGIONAL MEDICAL CENTER			1	100%	1
UPMC NORTHWEST HOSPITAL			1	100%	1
NORTH FLORIDA CHILD DEVELOPMENT, INC			1	100%	1
MODERN URGENT CARE			1	100%	1
MOSAIC MEDICAL CENTER MARYVILLE			1	100%	1
ARC POINT LABS OF AUSTIN NORTH			1	100%	1
SOMA MEDICAL CENTER PA #3 GREENACRES			1	100%	1
Kroger 618 - The Little Clinic Trail Creek Village		1			1
Consulate Health Care of Tallahassee			1	100%	1
Hackensack Univ Medical Center At Pasc		1			1
TEXAS HEALTH CARE			1	100%	1
EAST END PEDIATRICS		1			1
GASTROENTEROLOGY ASSOC OF PENSACOLA, PA			1	100%	1
AVON PARK CLUSTER		1			1
BAPTIST HOSPITAL EAST			1	100%	1
BROOKDALE FORT MYERS LAKES PARK			1	100%	1
Longwood Community Living Center		1			1
Brookdale Southside			1	100%	1
INNOVATIVE GENOMICS, LLC			1	100%	1
ALABAMA REFERENCE LAB			1	100%	1
CARENOW URGENT CARE-HENDERSONVILLE		1			1
MID-FLORIDA PATHOLOGY LLC		1			1
VIP FAMILY PRACTICE			1	100%	1
NEWTON MEMORIAL HOSPITAL		1			1
Remarkable Healthcare Dallas			1	100%	1
Sanford Health & Rehabilitation			1	100%	1
WALGREENS NO 19542		1			1
FHCP ASC - ORANGE CITY			1	100%	1
PAUL C SCHWARTZ & MELVIN L WEIDMAN		1			1

# COVID-19: testing by laboratory

Data through Jan 26, 2021 verified as of Jan 27, 2021 at 09:25 AM

Data in this report are provisional and subject to change.

The numbers in the table below represent the number of Florida and non-Florida residents for whom test results were received by the Department of Health. A person can be tested by more than one laboratory and can have both positive and negative results. **Therefore, the sum of the numbers in each column will be larger than the total number of people tested.**

Reporting lab	Inconclusive	Negative	Positive	Percent positive	Total
HUDSON REGIONAL HOSPITAL			1	100%	1
CVS OH3476POCT TIPP CITY		1			1
MEDICAL LIFE-INC GUIDEWELL EMERGENCY MEDICINE			1	100%	1
Parkside Manor		1			1
VERITAS GENETICS, INC.			1	100%	1
Mountain City Care and Rehabilitation Center		1			1
REGIONAL MED CTR BAYONET POINT			1	100%	1
CONSULATE HEALTH CARE OF VERO BEACH			1	100%	1
ADVENTHEALTH HOME CARE WATERMAN			1	100%	1
MEDIPLUS CLINIC, INC			1	100%	1
Chatham Nursing and Rehab Center		1			1
COASTAL PEDIATRICS LLC			1	100%	1
MAYO CLINIC OUTPATIENT DIALYSIS CENTER			1	100%	1
BIOLOGICAL AND CHEMICAL EMERGENCIES LABORATORY			1	100%	1
GEORGETOWN URGENT CARE			1	100%	1
OAK HAVEN REHAB AND NURSING CENTER			1	100%	1
ATMORE COMMUNITY HOSPITAL			1	100%	1
INNOVATIVE CARE II LLC			1	100%	1
Kroger 686 - The Little Clinic Farragut		1			1
UHS BINGHAMTON GENERAL			1	100%	1
Kroger 395 - The Little Clinic Blanchester		1			1
PUBLIC HEALTH LABORATORIES			1	100%	1
SOUTHERN BREEZE HEALTHCARE			1	100%	1
The Palms Nursing and Rehabilitation		1			1
LEHIGH MEDICAL AND RESEARCH CENTER, INC			1	100%	1
POMPANO BEACH ARTIFICIAL KIDNEY CENTER			1	100%	1
THYROID SPECIALTY LABORATORY			1	100%	1
CLARKSVILLE MANOR INC		1			1
PRIME CARE FAMILY MEDICINE			1	100%	1
MEDEXPRESS URGENT CARE - LINCOLN		1			1
NEW ULM MEDICAL CENTER			1	100%	1
Kroger 647 - The Little Clinic Newnan Crossings			1	100%	1
CVS IL3163POCT OAK PARK		1			1
METHODISM MIDLOTHIAN MEDICAL CENTER			1	100%	1
GAMMA HEALTHCARE, INC		1			1
FRESENIUS KIDNEY CARE FORT WALTON BEACH			1	100%	1
MEDEXPRESS URGENT CARE - BENTONVILLE		1			1
Kroger 518 - The Little Clinic Hermitage		1			1
TRIPLE O RESEARCH INSTITUTE PA			1	100%	1
NABI		1			1
HEALTH NETWORK			1	100%	1
LOWER KEYS COMMUNITY HEALTH CENTER			1	100%	1
MOUNT SINAI COMPREHENSIVE CANCER CENTER			1	100%	1
SPORTS MEDICINE CLINIC - U OF WYOMING			1	100%	1
CVS IN5696POCT FORT WAYNE		1			1
TALLAHASSEE DIALYSIS		1			1
ADVANCE GASTROENTEROLOGY			1	100%	1



# COVID-19: testing by laboratory

Data through Jan 26, 2021 verified as of Jan 27, 2021 at 09:25 AM

Data in this report are provisional and subject to change.

The numbers in the table below represent the number of Florida and non-Florida residents for whom test results were received by the Department of Health. A person can be tested by more than one laboratory and can have both positive and negative results. **Therefore, the sum of the numbers in each column will be larger than the total number of people tested.**

Reporting lab	Inconclusive	Negative	Positive	Percent positive	Total
SIGNATURE CARE MIDLAND			1	100%	1
BNJ		1			1
GADSDEN FAMILY PRACTICE		1			1
MEDICAL ASSOCIATES OF CARTER		1			1
ADVENTHEALTH MEDICAL GROUP ADULT AND SENIOR HEALTH			1	100%	1
MINUTECLINIC DIAGNOSTIC OF KENTUCKY		1			1
MEDEXPRESS URGENT CARE-BRENTWOOD		1			1
Oak Hill Health & Rehabilitation Center			1	100%	1
CLINICAL MICROBIOLOGY LAB FAIRVIEW UNIVERSITY HOSPITAL			1	100%	1
HIGHLANDS CLINICAL LABORATORY			1	100%	1
Heritage of Red Cloud		1			1
OSF SAINT FRANCIS MEDICAL CENTER			1	100%	1
HATLEY HEALTH CARE, INC		1			1
GOOD SAMARITAN HOSPITAL			1	100%	1
BAYFRONT CARDIOVASCULAR ASSOCIATES			1	100%	1
APOPKA FAMILY HEALTH CENTER			1	100%	1
COLONIAL MEDICAL CENTER-EAST ORLANDO			1	100%	1
CFHC - FROSTPROOF			1	100%	1
Masonic Medical Research Institute			1	100%	1
CARSON NURSING AND REHABILITATION CENTER		1			1
Henry County Health and Rehabilitation		1			1
HYDE PARK MEDICAL CENTER		1			1
			1	100%	1
PROVIDENCE PORTLAND MEDICAL CENTER		1			1
SOUTH DADE NURSING & REHABILITATION CENTER			1	100%	1
CONNECTICUT PEDIATRICS @ CHC		1			1
LAKE MARY OPTUM FLORIDA			1	100%	1
PRIMEX CLINICAL LABORATORIES INC			1	100%	1
FAITH FAMILY PRACTICE			1	100%	1
ADVENTHEALTH SENIOR CARE AT ORMOND			1	100%	1
MIAMI CHILDRENS HOSPITAL MIDTOWN OUTPATIENT CENTER			1	100%	1
OMNI HEALTHCARE INC			1	100%	1
YOUR KIDS URGENT CARE			1	100%	1
ASSOCIATES IN INTERNAL MEDICINE PA			1	100%	1
PEDIATRIC ASSOCIATES - JACKSONVILLE			1	100%	1
Arlington Care Center			1	100%	1
KETTERING MEDICAL CENTER			1	100%	1
HEARTLAND OF ZEPHYRHILLS FL, LLC			1	100%	1
ST FRANCIS MEDICAL CENTER			1	100%	1
Good Samaritan Society-Atkinson		1			1
SARASOTA MEMORIAL HOSPITAL		1			1
AVERA SACRED HEART HOSPITAL			1	100%	1
CQUENTIA NGS, LLC			1	100%	1
LIMA MEMORIAL HOSPITAL			1	100%	1
FAYETTE MEDICAL CENTER LAB		1			1
REFERENCE LABORATORY			1	100%	1
Excel Care Center			1	100%	1

# COVID-19: testing by laboratory

Data through Jan 26, 2021 verified as of Jan 27, 2021 at 09:25 AM

Data in this report are provisional and subject to change.

The numbers in the table below represent the number of Florida and non-Florida residents for whom test results were received by the Department of Health. A person can be tested by more than one laboratory and can have both positive and negative results. **Therefore, the sum of the numbers in each column will be larger than the total number of people tested.**

Reporting lab	Inconclusive	Negative	Positive	Percent positive	Total
OCALA REGIONAL DIALYSIS- NORTH			1	100%	1
GOSHEN MEDICAL CENTER			1	100%	1
CAREWELL URGENT CARE FITCHBURG			1	100%	1
MINUTECLINIC DIAGNOSTICS OF OKLAHOMA		1			1
QUALITY CLINICAL LAB LLC			1	100%	1
SOUTHEASTERN INTEGRATED MEDICAL PL			1	100%	1
Bethel Lutheran Nursing & Rehabilitation Center		1			1
XSTREMEMD			1	100%	1
DOCTORS CARE - AIKEN MALL			1	100%	1
Memorial Health Care Center			1	100%	1
MERITUS MEDICAL CENTER			1	100%	1
LEE MEMORIAL HOSPITAL OUTPATIENT SURGERY CENTER			1	100%	1
CVS KY4779POCT LOUISVILLE		1			1
MISSOURI DEPARTMENT OF HEALTH AND SENIOR SERVICES - STATE PH LAB		1			1
HOLLAND COMMUNITY HOSPITAL		1			1
BICKERTON, DAWN		1			1
SHAH			1	100%	1
RICHICHI FAMILY HEALTH			1	100%	1
Imperial Healthcare Centre			1	100%	1
ADVENTHEALTH MEDICAL GROUP OBSTETRICS			1	100%	1
LANCASHIRE HALL NURSING AND REHABILITATION CENTER		1			1
SEASONS HOSPICE AND PALLIATIVE CARE OF			1	100%	1
MEDICAL CENTER OF CENTRAL GEORGIA			1	100%	1
EMERGENCY CARE SERVICES LAB AT JFK MEDICAL CENTER			1	100%	1
ANSWERS RESOURCE FACILITY		1			1
CVS AZ5026POCT MESA		1			1
PINEVILLE PHARMACY			1	100%	1
WELLMED AT FORT PIERCE		1			1
IVY ROSEN MD PLLC		1			1
HEALTH EXPRESS		1			1
PRINCIPLE DIAGNOSTICS LLC			1	100%	1
LOUNDY		1			1
SUNCREST OMNI		1			1
DEPARTMENT OF HEALTH SERVICES			1	100%	1
BRIDGEWATER PARK ASSISTED LIVING LLC			1	100%	1
STARLING AT SAN JOSE			1	100%	1
BAPTIST HEALTH EXPRESS CARE			1	100%	1
JOHNSON & JOHNSON VISION CARE-VISTAKON			1	100%	1
ABBOTT LABORATORIES - OCCUPATIONAL HEALTH SERVICES			1	100%	1
FLORIDA CLINICAL RESEARCH CENTER, LLC			1	100%	1
ASCENSION ST VINCENT'S - WESTSIDE			1	100%	1
CLEVELAND CLINIC OHIO LABORATORIES			1	100%	1
Kroger 49 - The Little Clinic Wichita - 21st St.			1	100%	1
DEACONESS URGENT CARE CENTER			1	100%	1
CHOTA COMMUNITY HEALTH SERVICES		1			1
LIFELINK TRANSPLANT INSTITUTE LAB			1	100%	1
TEVAPHARM			1	100%	1

# COVID-19: testing by laboratory

Data through Jan 26, 2021 verified as of Jan 27, 2021 at 09:25 AM

Data in this report are provisional and subject to change.

The numbers in the table below represent the number of Florida and non-Florida residents for whom test results were received by the Department of Health. A person can be tested by more than one laboratory and can have both positive and negative results. **Therefore, the sum of the numbers in each column will be larger than the total number of people tested.**

Reporting lab	Inconclusive	Negative	Positive	Percent positive	Total
STEPHENS COUNTY HOSPITAL			1	100%	1
COMMUNITY MEDICAL CENTER-ORANGE CITY		1			1
HALEYVILLE HEALTH CARE CENTER		1			1
SOMA MEDICAL CENTER PA #3 PALOMINO			1	100%	1
MEDEXPRESS URGENT CARE - MYLAN			1	100%	1
TREASURE COAST COMMUNITY HEALTH INC			1	100%	1
ATHENS LIMESTONE HOSPITAL		1			1
MINUTE CLINIC DIAGNOSTIC OF VIRGINIA, LLC #6292		1			1
Kroger 127 - The Little Clinic Lakewood-Alameda		1			1
MONMOUTH MEDICALC ENTER		1			1
GOSHEN HOSPITAL			1	100%	1
ADVENTHEALTH MEDICAL GROUP PEDIATRICS DIABETES &			1	100%	1
HORIZON MEDICAL CENTER			1	100%	1
DIAMOND SPEEDWAY DIALYSIS			1	100%	1
WELLMED AT LINEBAUGH AVE			1	100%	1
SANITAS RESEARCH LLC			1	100%	1
RESIDENCES AT MIAMI / REIGN GARDENS LLC, THE			1	100%	1
Kroger - KRO70300083			1	100%	1
OLEAN GENERAL HOSPITAL		1			1
SOUTHERN WINDS			1	100%	1
ORLANDO PHYSICIAN NETWORK		1			1
CORPUS CHRISTI MEDICAL CENTER			1	100%	1
MIL LAKE HEALTHCARE CENTER INC PEDIATRICS			1	100%	1
FLORIDA HEALTH CARE MEDICAL GROUP		1			1
SUNCOAST COMMUNITY HEALTH CENTERS INC		1			1
DW MCMILLAN MEMORIAL HOSPITAL LABORATORY			1	100%	1
MEDEXPRESS URGENT CARE - HADLEY		1			1
COMMONWEALTH OF VIRGINIA DIVISION OF CONSOLIDATED LABORATORY SERVICES			1	100%	1
CVS NJ617POCT CEDAR GROVE		1			1
UF HEALTH THE VILLAGES			1	100%	1
FLORHAM PARK ENDOSCOPY CENTER		1			1
SELF REGIONAL HEALTHCARE			1	100%	1
AFTER HOURS PEDS			1	100%	1
ST ANTHONY'S PINELLAS CARE CLINIC			1	100%	1
FRASER MEMORIAL HOSPITAL			1	100%	1
AFTER HOURS CLINIC			1	100%	1
CVS AZ5892POCT LAVEEN		1			1
CFP PHYSICIANS GROUP			1	100%	1
ST. VINCENT HOSPITAL			1	100%	1
THE LITTLE CLINIC, LLC			1	100%	1
LUMICO LIFE INSURANCE COMPANY		1			1
RIDGE OPTUM FLORIDA			1	100%	1
COASTAL ER IX, PHYSICIANS PREMIER			1	100%	1
INDIAN RIDGE		1			1
GOLDING-GRANADO MEDICAL ASSOCIATES		1			1
PHYSICIANS IMMEDIATE CARE			1	100%	1
MINUTE CLINIC DIAGNOSTICS OF IN, LLC #6252		1			1

# COVID-19: testing by laboratory

Data through Jan 26, 2021 verified as of Jan 27, 2021 at 09:25 AM

Data in this report are provisional and subject to change.

The numbers in the table below represent the number of Florida and non-Florida residents for whom test results were received by the Department of Health. A person can be tested by more than one laboratory and can have both positive and negative results. **Therefore, the sum of the numbers in each column will be larger than the total number of people tested.**

Reporting lab	Inconclusive	Negative	Positive	Percent positive	Total
MOSOLF PEDIATRICS PA			1	100%	1
ST. MARY MEDICAL CENTER		1			1
EAST RIDGE RETIREMENT VILLAGE INC		1			1
ONPOINT URGENT CARE			1	100%	1
MEDEXPRESS URGENT CARE - ANDERSON		1			1
Kroger 465 - The Little Clinic Oakley		1			1
Kroger - KRO03500568			1	100%	1
SUNCOAST PRIMARY CARE LLC			1	100%	1
CENTRAL ALABAMA HEALTH CARE SYSTEM			1	100%	1
MD NOW URGENT CARE			1	100%	1
YOUR HEALTH PEDIATRICS INC			1	100%	1
MERRILL GARDENS AT CHAMPIONSGATE			1	100%	1
TITUS REGIONAL MEDICAL CENTER			1	100%	1
UT HEALTH RGV CLINICAL LABORATORY			1	100%	1
LAKE REGIONAL HEALTH			1	100%	1
Country View of Sunbury			1	100%	1
KENT		1			1
HEALTHCARE AND REHAB OF SANFORD			1	100%	1
NORTHEAST FLORIDA HEALTH SERVICES			1	100%	1
15 TO KNOW			1	100%	1
LEHIGH REGIONAL WOUND CENTER			1	100%	1
PHYSICIANS PREMIER			1	100%	1
WEST BOCA MEDICAL CENTER			1	100%	1
WEST DADE PEDIATRICS			1	100%	1
CLINICAL PATHOLOGY LABORATORIES SOUTHEAST INC			1	100%	1
DEBORAH HEART AND LUNG CENTER		1			1
MEMORIAL HEALTH UNIVERSITY MEDICAL CENTER			1	100%	1
TANGLEWOOD MANOR		1			1
CENTRAL TX MEDICAL CENTER - LAB			1	100%	1
Waters of Covington		1			1
ELEMENTS PHARMACY			1	100%	1
LEXINGTON HOSPITAL CORPORATION			1	100%	1
Trucare Living Centers - Columbus		1			1
TUNIS STREET GROUP HOME		1			1
CONWAY - SHERWOOD URGENT CARE			1	100%	1
MALUHIA		1			1
FLAGLER CARE CENTER			1	100%	1
PROVIDENCE ST. PATRICK HOSPITAL			1	100%	1
WINTER PARK MEMORIAL HOSPITAL LABORATORY		1			1
Eddy Memorial Geriatric Center		1			1
CFCH - FROSTPROOF			1	100%	1
PATHOLOGYT & LAB MEDICINE SERVICES			1	100%	1
ALPHA 1 ANTITRYPSIN RESEARCH PROGRAM			1	100%	1
Kroger 909 - The Little Clinic Hamilton			1	100%	1
SONNI'S PEDIATRICS			1	100%	1
FLORIDA ADVANCED MEDICAL AND DERM AESTHETICS LLC			1	100%	1
CAN COMMUNITY HEALTH LLC		1			1

# COVID-19: testing by laboratory

Data through Jan 26, 2021 verified as of Jan 27, 2021 at 09:25 AM

Data in this report are provisional and subject to change.

The numbers in the table below represent the number of Florida and non-Florida residents for whom test results were received by the Department of Health. A person can be tested by more than one laboratory and can have both positive and negative results. **Therefore, the sum of the numbers in each column will be larger than the total number of people tested.**

Reporting lab	Inconclusive	Negative	Positive	Percent positive	Total
DERMDX, DIV OF AURORA DIAGNOSTICS/BERNHARDT LAB		1			1
Monument Health Strugis Care Center		1			1
CVS NV9586POCT RENO		1			1
CELEBRATION HOSPITAL			1	100%	1
MIDWAY SPECIALTY CARE CENTER INC		1			1
DIXIE REGIONAL MEDICAL CENTER			1	100%	1
COMMUNITY PHYSICIANS OF NORTH PORT PA			1	100%	1
JOSEPH SCHENKER MD PC		1			1
CHESAPEAKE REGIONAL MEDICAL CENTER			1	100%	1
ASPIRUS WAUSAU HOSPITAL			1	100%	1
NORTH MIAMI BEACH SURGICAL CENTER			1	100%	1
JOHN D. ARCHBOLD MEMORIAL HOSPITAL			1	100%	1
HCL LABORATORIES			1	100%	1
HARMONY HEALTHCARE ORLANDO INC		1			1
USF PHYSICIANS GROUP			1	100%	1
ACCESS FAMILY CARE LLC			1	100%	1
THEDACARE FAMILY MEDICINE GATEWAY			1	100%	1
ISLAND NURSING HOME			1	100%	1
UNIVERSITY OF MIAMI SCCC RESEARCH LABORATORY			1	100%	1
WHITE EARTH IHS MAIN LAB		1			1
NORTH SHORE HEMATOLOGY-ONCOLOGY ASSOCIATES PC		1			1
Princeton Place			1	100%	1
MEDICAL CITY NORTH HILLS			1	100%	1
ENCOMPASS HEALTH HOME HEALTH		1			1
CVS CA9715POCT THOUSAND OAKS		1			1
URGENT CARE CENTER OF PORT ORANGE LLC			1	100%	1
TITUSVILLE REHABILITATION AND NURSING CENTER		1			1
ANY LAB TEST NOW JACKSONVILLE		1			1
SMITH KLINE			1	100%	1
PRISMA HEALTH TUOMEY LABORATORY			1	100%	1
HARBOR BEACH NURSING AND REHABILITATION CENTER			1	100%	1
SOLARIS HEALTHCARE PLANT CITY		1			1
Kroger 441 - The Little Clinic Middletown		1			1
NORTH FLORIDA FAMILY MEDICINE			1	100%	1
MOBILE MEDICAL CLINIC			1	100%	1
Redwood Springs Healthcare			1	100%	1
DESERT HOSPITAL/CPHU CLINICAL LABORATORY			1	100%	1
Bon Secours Place			1	100%	1
ELDER ALTERNATIVES INC			1	100%	1
FLORIDA HOSPITAL ORMOND BEACH			1	100%	1
DOC PAM PA		1			1
CVS NJ2815POCT E BRUNSWICK		1			1
FELD ENTERTAINMENT			1	100%	1
FAMILY MEDICAL CENTER		1			1
SUREPOINT URGENT CARE PADRE ISLAND			1	100%	1
LAKESIDE MEDICAL CENTER		1			1
LEHIGH PULMONARY ASSOCIATES			1	100%	1



# COVID-19: testing by laboratory

Data through Jan 26, 2021 verified as of Jan 27, 2021 at 09:25 AM

Data in this report are provisional and subject to change.

The numbers in the table below represent the number of Florida and non-Florida residents for whom test results were received by the Department of Health. A person can be tested by more than one laboratory and can have both positive and negative results. **Therefore, the sum of the numbers in each column will be larger than the total number of people tested.**

Reporting lab	Inconclusive	Negative	Positive	Percent positive	Total
HOLSTON MEDICAL GROUP		1			1
BEAUMONT HOSPITAL, GROSSE POINTE			1	100%	1
ADVANCED URGENT CARE PLLC		1			1
LAKEVIEW HEALTH CARE SYSTEM LLC			1	100%	1
RABI SINHA, MD		1			1
CVS OH3301POCT WOODMERE		1			1
Walgreens #12427			1	100%	1
SARHA DOCTORS CENTER			1	100%	1
ESOTERIC LAB			1	100%	1
THOMAS HOSPITAL			1	100%	1
UNIVERSITY OF NORTH CAROLINA HOSPITALS			1	100%	1
MORNINGSIDE NURSING AND REHABILITATION		1			1
MEMORIAL HERMANN SOUTHWEST HOSPITAL			1	100%	1
SMITH NORTHVIEW HOSPITAL LAB			1	100%	1
CONVENIENT MEDICAL AND HEALTH SERVICES			1	100%	1
OMAHA VA MEDICAL CENTER			1	100%	1
CLINICAL TRIALS OF TAMPA LLC		1			1
ORLANDO ORTHOPAEDIC CENTER			1	100%	1
EVEXIA DIAGNOSTICS			1	100%	1
Heartland Health Care Center Jacksonville			1	100%	1
PUBLIX PHARMACY #1114			1	100%	1
NEW YORK PRESBYTERIAN HOSPITAL			1	100%	1
TEXAS HEALTH ARLINGTON MEMORIAL		1			1
MINUTECLINIC # 21110			1	100%	1
ULTIMATE KIDNEY CARE			1	100%	1
ARLINGTON ADULT RESIDENTIAL FACILITY, INC			1	100%	1
DR PHILLIPS CENTER FOR WELLNESS		1			1
MICROBIOLOGY DEPARTMENT			1	100%	1
CHP COVID-19 (TX)			1	100%	1
PCR DIAGNOSTICS			1	100%	1
ACCURATE HEALTH SERVICES CORP			1	100%	1
HOSPICE OF MARION COUNTY INC			1	100%	1
Kroger 672 - The Little Clinic Bill Kennedy & Glenwood		1			1
DOCTORS CARE OF PALM COAST			1	100%	1
DAVITA DIALYSIS-NORTH			1	100%	1
FAMILY PRACTICE ASSOCIATES		1			1
HACKENSACK UNIVERSITY MEDICAL CENTER		1			1
DE TAR HOSPITAL			1	100%	1
RM PHARMACY SERVICES INC		1			1
HEALTH FIRST MEDICAL GROUP LLC			1	100%	1
ADVENTHEALTH MEDICAL GROUP COMMUNITY MEDICINE			1	100%	1
UMMC MIDTOWN CAMPUS			1	100%	1
CVS IN8669POCT INDIANAPOLIS		1			1
TALLAHASSEE PRIMARY CARE ASSOCIATES PA			1	100%	1
KINGWOOD EMERGENCY HOSPITAL			1	100%	1
DOCTORS MEMORIAL HOSP HOME HEALTH CARE		1			1
MARINA DEL REY HOSPITAL LAB			1	100%	1

# COVID-19: testing by laboratory

Data through Jan 26, 2021 verified as of Jan 27, 2021 at 09:25 AM

Data in this report are provisional and subject to change.

The numbers in the table below represent the number of Florida and non-Florida residents for whom test results were received by the Department of Health. A person can be tested by more than one laboratory and can have both positive and negative results. **Therefore, the sum of the numbers in each column will be larger than the total number of people tested.**

Reporting lab	Inconclusive	Negative	Positive	Percent positive	Total
CORNERSTONE OF RECOVERY INC		1			1
MEDEXPRESS URGENT CARE - WAYNESBURG		1			1
KNOX COMMUNITY HOSPITAL			1	100%	1
Sunnybrook Rehabilitation Center			1	100%	1
BASCOM PALMER EYE INSTITUTE			1	100%	1
BUFFALO CROSSINGS HEALTHCARE AND REHABILITATION CENTER			1	100%	1
ARIZA WELLNESS CARE LLC			1	100%	1
LIFEPLUS HEALTHCARE GROUP INC		1			1
AMD			1	100%	1
ST JOHNS MEDICAL CENTER		1			1
OPTUM OF HIALEAH		1			1
ST LUCIE COUNTY HEALTH DEPARTMENT			1	100%	1
Kroger 777 - The Little Clinic Shelbyville		1			1
MEDEXPRESS URGENT CARE, EDWARDSVILLE		1			1
ELITE MEDICAL LABORATORY SOLUTIONS LLC			1	100%	1
FAIRFIELD MEDICAL CENTER			1	100%	1
KANA MEDICAL			1	100%	1
CVS OH2486POCT NILES			1	100%	1
CERMAK HEALTH SERVICES			1	100%	1
ADVANCED RESEARCH AND DIAGNOSTIC LABORATORY UNIVERSITY OF MINNESOTA			1	100%	1
ASHLEY CLINICAL DIAGNOSTIC LABORATORY			1	100%	1
NSPIRE HEALTHCARE PLANTATION			1	100%	1
NATIONAL INSTITUTES OF HEALTH CLINICAL CENTER			1	100%	1
ARCADIA DIALYSIS CENTER			1	100%	1
FOUNDATION LABORATORY			1	100%	1
Baypoint Healthcare Center			1	100%	1
CVS CT718POCT ANSONIA		1			1
CAREWELL 203			1	100%	1
NICKLAUS CHILDREN'S DORAL OUTPATIENT CENTER			1	100%	1
JUPITER PEDIATRIC ASSOCIATES, PA			1	100%	1
ADVANCE FAMILY PRACTICE LLC□			1	100%	1
CAREHERE HUDSON BAY			1	100%	1
MOUNT SINAI MEDICAL CENTER OF FLORIDA, INC			1	100%	1
Oregon Veterans Home The Dalles		1			1
ROYAL PALM PEDIATRICS			1	100%	1
LAMARQUE DIALYSIS			1	100%	1
UCH LAB			1	100%	1
INLET CONCIERGE MEDICINE			1	100%	1
Robert Wood Johnson University Hospital			1	100%	1
CAROLINAS HEALTHCARE SYSTEM LAB			1	100%	1
PROMUS DIAGNOSTICS, LLC			1	100%	1
BRUCE S WEST MD			1	100%	1
EAST TENNESSEE STATE UNIVERSITY		1			1
Harbert Hills Academy Nursing Home		1			1
MEMORIAL HEALTH SYSTEM		1			1
CVS HEALTH, #5962		1			1
MERCYONE DES MOINES MEDICAL CENTER			1	100%	1

# COVID-19: testing by laboratory

Data through Jan 26, 2021 verified as of Jan 27, 2021 at 09:25 AM

Data in this report are provisional and subject to change.

The numbers in the table below represent the number of Florida and non-Florida residents for whom test results were received by the Department of Health. A person can be tested by more than one laboratory and can have both positive and negative results. **Therefore, the sum of the numbers in each column will be larger than the total number of people tested.**

Reporting lab	Inconclusive	Negative	Positive	Percent positive	Total
NORTH SHORE MEDICAL CENTER - SALEM HOSPITAL			1	100%	1
LAS PALMAS MEDICAL CENTER			1	100%	1
MEDOR/ACC SYNCHRONY			1	100%	1
BETHESDA DIALYSIS			1	100%	1
BELLMORE PEDIATRICS		1			1
EVERGREEN NURSING HOME		1			1
Mercy Manor Transition Center			1	100%	1
COMMUNITY HOSPITALS INDIANAPOLIS			1	100%	1
Florence Home		1			1
FRANKLIN CBOC			1	100%	1
ANDREWS INSTITUTE AMBULATORY SURGERY CENTER		1			1
HEALTHPARTNERS HUDSON CLINIC			1	100%	1
REGIONAL MEDICAL LABORATORY			1	100%	1
UABC			1	100%	1
CVS PA7611POCT ALLISON PARK		1			1
Garden Isle Healthcare and Rehabilitation Center		1			1
MIAMI VASCULAR SURGERY			1	100%	1
FINLAY MEDICAL RESEARCH CORP			1	100%	1
Kroger 350 - The Little Clinic New Cut Road		1			1
NEMOURS CHILDREN'S PRIMARY CARE, ST CLOUD			1	100%	1
ISLANDS ASSISTED LIVING FACILITY,THE			1	100%	1
CVS AZ69POCT PEORIA		1			1
DSI LABORATORIES-NAPLES-7TH			1	100%	1
HARDEE COUNTY FIRE RESCUE		1			1
Walgreens #5914		1			1
SANTA ROSA PEDIATRICS			1	100%	1
Acts Manor House		1			1
INTERNAL MEDICINE GROUP OF CENTRAL FLORIDA			1	100%	1
HELEN HAYES HOSPITAL LABORATORY		1			1
STONECREST MEDICAL CENTER		1			1
ManorCare Rehab Center of Marietta		1			1
SEACOAST PATHOLOGY PROFESSIONAL ASSOC		1			1
Woodstock Nursing and Rehabilitation Center		1			1
BATESVILLE - SHERWOOD URGENT CARE			1	100%	1
ORDRS, INC.			1	100%	1
Carington Park			1	100%	1
COLONIAL VILLA GOOD SAMARITAN CENTER		1			1
Maple Lane Nursing Home		1			1
CVS IL2297652CV CHICAGO		1			1
NYU WINTHROP LABORATORY		1			1
MINUTECLINIC DIAGNOSTIC OF NH, LLC (CL		1			1
IMMY LABS			1	100%	1
DOCTORS HEARING			1	100%	1
Kroger 550 - The Little Clinic Bellevue		1			1
MEDEXPRESS URGENT CARE - ST CLAIR, CLOVER DR.		1			1
SONORAN DESERT PATHOLOGY			1	100%	1
UNIVERSITY OF TEXAS AT EL PASO, THE			1	100%	1

# COVID-19: testing by laboratory

Data through Jan 26, 2021 verified as of Jan 27, 2021 at 09:25 AM

Data in this report are provisional and subject to change.

The numbers in the table below represent the number of Florida and non-Florida residents for whom test results were received by the Department of Health. A person can be tested by more than one laboratory and can have both positive and negative results. **Therefore, the sum of the numbers in each column will be larger than the total number of people tested.**

Reporting lab	Inconclusive	Negative	Positive	Percent positive	Total
SAINT JOSEPH'S HOSPITAL AND MEDICAL CENTER		1			1
Seal Rock Healthcare		1			1
EDGAR PRICE FAMILY & CHILDREN HEALTHCARE CENTER			1	100%	1
LIBERTY HEALTH CENTER			1	100%	1
CLEVELAND CLINIC AKRON GENERAL			1	100%	1
MEDEXPRESS URGENT CARE - LAWRENCE		1			1
COLUMBIA CREST CARE & RAHAB		1			1
FAST PACE URGENT CARE			1	100%	1
ALLIANCE MD DIRECT PRIMARY CARE			1	100%	1
MEDICAL SPECIALISTS OF THE PALM BEACHES INC			1	100%	1
CHC SOUTHWEST FLORIDA LAB-LIVE			1	100%	1
LAKEVIEW REGIONAL HOSPITAL			1	100%	1
Vi at Aventura		1			1
CORDOVA FAMILY PRACTICE			1	100%	1
PHYSICIANS PRIMARY CARE LEHIGH PEDS			1	100%	1
FREEPORT ER DOX URGENT CARE		1			1
EASTSIDE MEDICAL CLINIC		1			1
Kroger 57 - The Little Clinic Jay C Charlestown		1			1
Kroger 825 - The Little Clinic Dorothy Lane		1			1
MEDERI CARETENDERS			1	100%	1
EXCEPTIONAL EMERGENCY CENTER			1	100%	1
CVS MO5724POCT KANSAS CITY		1			1
BMC/NASSAU			1	100%	1
Heartland of Perrysburg		1			1
CVS TX1057POCT SAN ANTONIO		1			1
DUKE UNIVERSITY POINT OF CARE TESTING PROGRAM			1	100%	1
SANFORD LABORATORIES WATERTOWN			1	100%	1
RHODE ISLAND DEPARTMENT OF HEALTH LABORATORIES			1	100%	1
IVAN, MAYA			1	100%	1
HENRICO DOCTOR'S LABORATORY			1	100%	1
Central Park Healthcare & Rehabilitation Center		1			1
LAKE COMMUNITY ACTION AGENCY		1			1
441 URGENT CARE CENTER - BROWNWOOD			1	100%	1
Falmouth By The Sea			1	100%	1
VAULT MEDICAL SERVICES			1	100%	1
PARKRIDGE MEDICAL CENTER			1	100%	1
MAURY REGIONAL MEDICAL CENTER		1			1
Community Compassion Center of Batesville			1	100%	1
BROOKSHIRE, THE			1	100%	1
PALM BEACH COUNTY HEALTH DEPT.			1	100%	1
MEDEXPRESS URGENT CARE-MEADVILLE			1	100%	1
PALM COAST DIALYSIS		1			1
Kroger 379 - The Little Clinic Stony Brook		1			1
SYNEXUS CLINICAL RESEARCH US INC		1			1
NHC Chattanooga			1	100%	1
CARDIOLOGY AND FITNESS MEDICINE		1			1
ADVANCED URGENT CARE CENTER			1	100%	1

# COVID-19: testing by laboratory

Data through Jan 26, 2021 verified as of Jan 27, 2021 at 09:25 AM

Data in this report are provisional and subject to change.

The numbers in the table below represent the number of Florida and non-Florida residents for whom test results were received by the Department of Health. A person can be tested by more than one laboratory and can have both positive and negative results. **Therefore, the sum of the numbers in each column will be larger than the total number of people tested.**

Reporting lab	Inconclusive	Negative	Positive	Percent positive	Total
GOOD SAMARITAN SOCIETY - DE SMET		1			1
RIVIERA BEACH HEALTH CENTER LAB			1	100%	1
RAPID CITY REGIONAL HOSPITAL -579 ATTN. LABORATORY		1			1
MINUTECLINIC OF NEVADA-2955 S FT APACH		1			1
PORTSMOUTH REG. HOSPITAL			1	100%	1
ORMC-ARDEN/EOI			1	100%	1
Kroger 524 - The Little Clinic Iron Bridge Road		1			1
TARRYTOWN PHARMACY			1	100%	1
LSU MEDICAL CENTER			1	100%	1
SUMMIT LABORATORY			1	100%	1
DONALSONVILLE HOSPITAL			1	100%	1
CVS NC7047POCT DURHAM		1			1
PASTEUR MEDICAL CENTER LLC		1			1
CVS NV9841POCT RENO			1	100%	1
ST. PETERSBURG PEDIATRICS-SEMINOLE			1	100%	1
ST CATHERINE HOSPITAL LABORATORY			1	100%	1
SUPERKIDS PEDIATRICS			1	100%	1
NASSAU UNIVERSITY MEDICAL CENTER DEPT		1			1
PREMIER MOBILE HEALTH SERVICES, LLC			1	100%	1
NF Escambia, LLC DBA Olive BranchHealth and Rehabilitaion Center			1	100%	1
ST JOHN'S HOME CARE			1	100%	1
RAMBAM URGENT CARE			1	100%	1
ADVANCED CARDIOVASCULAR DIAGNOSTICS OF FL			1	100%	1
SELECT MEDICAL CLINIC			1	100%	1
BOND COUNTY HEALTH DEPARTMENT			1	100%	1
CVS DC1340POCT WASHINGTON		1			1
POETS WALK SARASOTA			1	100%	1
CVS IL2297144CV CHICAGO		1			1
HAWAII DEPARTMENT OF HEALTH LAB			1	100%	1
SOUTH FLORIDA URGENT CARE CENTERS, LLC			1	100%	1
CARESPOT EXPRESS HEALTHCARE BOYNTON BEACH			1	100%	1
Walgreens #5065		1			1
Lenbrook		1			1
Strasburg Care Center		1			1
NIBHA MEDIRATTA MD PL			1	100%	1
CVS NV5286POCT HENDERSON		1			1
PORT ORANGE NURSING & REHAB			1	100%	1
SOUTHWEST FLORIDA DIVISION LAB			1	100%	1
ACCESS MEDICAL GROUP OF TAMPA INC			1	100%	1
MOUNT ST MARYS HOSPITAL OF NIAGARA FALLS			1	100%	1
CHI ST VINCENT LITTLE ROCK DIAGNOSTIC CLINIC			1	100%	1
AFFILIATED LABORATORIES INC			1	100%	1
BIOMAT ORLANDO		1			1
HARBORCHASE OF VILLAGES CROSSING			1	100%	1
NEVADA DEPARTMENT OF HEALTH AND HUMAN SERVICES			1	100%	1
APALACHEE CENTER INC		1			1
BUFFALO VAMC			1	100%	1



# COVID-19: testing by laboratory

Data through Jan 26, 2021 verified as of Jan 27, 2021 at 09:25 AM

Data in this report are provisional and subject to change.

The numbers in the table below represent the number of Florida and non-Florida residents for whom test results were received by the Department of Health. A person can be tested by more than one laboratory and can have both positive and negative results. **Therefore, the sum of the numbers in each column will be larger than the total number of people tested.**

Reporting lab	Inconclusive	Negative	Positive	Percent positive	Total
NHC HealthCare St. Charles		1			1
Shoreline Care Center			1	100%	1
LABORATORIO BUENA SALUD			1	100%	1
SACRED HEART HEALTH SYSTEM- MIDWIFE PROGRAM			1	100%	1
COVENANT HEALTH		1			1
ATHENA PLASTIC SURGERY		1			1
BLACKBERRY CENTER, THE		1			1
CAROMONT HEALTH			1	100%	1
VISTA DEL SOL MED ASSOC		1			1
MILFORD REGIONAL HOSPITAL			1	100%	1
Bivins Pointe			1	100%	1
ANMED HEALTH MEDICAL CENTER			1	100%	1
Ramsey Village		1			1
PRIORITY CARE LLC			1	100%	1
IRA FIALKO DO			1	100%	1
WINDSOR AT OCALA		1			1
STEAMBOAT EMERGENCY CENTER			1	100%	1
MY URGENT CARE CLINIC			1	100%	1
WELLNOW URGENT CARE-OSWEGO			1	100%	1
CVS PA2687POCT EXTON		1			1
ULTIMATE ANALYSIS LABORATORY			1	100%	1
ACUPATH LABORATORIES INC			1	100%	1
CROSS CREEK HEALTH CARE		1			1
OPTIMAL MEDICINE INC		1			1
ACCOMPLISHED HOME CARE		1			1
PIONEER CLINICAL RESEARCH LLC			1	100%	1
Bethany Manor		1			1
Kroger 368 - The Little Clinic Frankfort West		1			1
THE EDGEWATER AND WATERMAN VILLAGE			1	100%	1
A G RHODES HOME AT WESLEY WOODS		1			1
LIFE CARE CENTER OF GWINNETT		1			1
MEDEXPRESS-DOVER		1			1
CUSTOM SCRIPTS PHARMACY		1			1
RIVERSIDE MEDICAL CENTER		1			1
FLAGLER PROFESSIONAL HEALTH CARE SERVICES INC		1			1
STEWART FLORIDA ALF, INC			1	100%	1
SHANNON CLARK OD, PA			1	100%	1
UNIVERSITY COMMUNITY HEALTH SERVICES			1	100%	1
EI Paso Health Care Center			1	100%	1
ALLIED PHYSICIANS GROUP		1			1
Victory Health and Rehabilitation			1	100%	1
Walgreens #9278		1			1
PALM SPRINGS GENERAL HOSPITAL			1	100%	1
MDS PHARMA SERVICES		1			1
SANTA CLARA VALLEY MEDICAL CENTER			1	100%	1
USC VERDUGO HILLS HOSPITAL			1	100%	1
PUTNAM CO HOSPITAL-D/B/A ASBURY TOWERS		1			1

# COVID-19: testing by laboratory

Data through Jan 26, 2021 verified as of Jan 27, 2021 at 09:25 AM

Data in this report are provisional and subject to change.

The numbers in the table below represent the number of Florida and non-Florida residents for whom test results were received by the Department of Health. A person can be tested by more than one laboratory and can have both positive and negative results. **Therefore, the sum of the numbers in each column will be larger than the total number of people tested.**

Reporting lab	Inconclusive	Negative	Positive	Percent positive	Total
FLORIDA STATE UNIVERSITY HEALTH SERVICES			1	100%	1
BAYLOR SCOTT & WHITE MEDICAL SURGICAL CLINIC			1	100%	1
COSTCO PHARMACY #1023			1	100%	1
STANLY REGIONAL MEDICAL CENTER			1	100%	1
CENTRAL TX URGENT CARE			1	100%	1
PATIENT FIRST - LEESBURG			1	100%	1
WINCHESTER HOSPITAL			1	100%	1
NORTH SHORE HEMATOLOGY-ONCOLOGY ASSOCIATES		1			1
CLERMONT PEDIATRICS, PA			1	100%	1
FAIRVIEW SOUTHDALE			1	100%	1
MEDONE URGENT CARE			1	100%	1
WINNIFRED ASSISTED LIVING FACILITY INC		1			1
QC LABORATORY			1	100%	1
MED-LAKE LABORATORY			1	100%	1
MEDICAL ASSOCIATES OF BREVARD LLC		1			1
TENNOVA ER - SANGO			1	100%	1
Garden Villa Bedford		1			1
MEADOWS PARK HEALTH AND REHABILITATION		1			1
INFINITI LABS INC			1	100%	1
MED TECH CLINICAL LABORATORY		1			1
ADVANTA LABS, LLC		1			1
PROVIDENCE LABORATORY SERVICES		1			1
Hillside Rehab and Care Center			1	100%	1
Kroger 923 - The Little Clinic Centerville		1			1
CARE CENTERS OF NASSAU, LLC - HENDRICKS RD		1			1
BRIAN C GRINER MD LLC			1	100%	1
Kroger 409 - The Little Clinic Hebron Marketplace			1	100%	1
GREENTREE MEDICAL CENTER			1	100%	1
WY RETIREMENT CENTER		1			1
BROOKDALE PALM COAST		1			1
HARRIS URGENT CARE CENTER			1	100%	1
JMC TALLAHASSEE, LLC			1	100%	1
NANCY M WORTHINGTON MD PA			1	100%	1
Cooperstown Center for Nursing and Rehabililtation		1			1
DECATUR MORGAN HOSPITAL - DECATUR GENE		1			1
NORTHEAST TEXAS DIALYSIS		1			1
TMH PHYSICIAN PARTNERS			1	100%	1
COLOMBO'S PHARMACY		1			1
TAMPA HEALTH CARE PROVIDERS PA		1			1
CARESPOT - LEE VISTA			1	100%	1
BLOOD SYSTEMS LABORATORIES			1	100%	1
CITRONELLE HEALTH AND REHABILITATION CENTER		1			1
GOOD SAMARITAN SOCIETY-FOREST CITY		1			1
THE CHRIST HOSPITAL			1	100%	1
LEELANAU OPCO, LLC		1			1
MINUTECLINIC DIAG OF IND, LLC #4368		1			1
CABELL HUNTINGTON HOSPITAL CLINICAL LAB			1	100%	1

# COVID-19: testing by laboratory

Data through Jan 26, 2021 verified as of Jan 27, 2021 at 09:25 AM

Data in this report are provisional and subject to change.

The numbers in the table below represent the number of Florida and non-Florida residents for whom test results were received by the Department of Health. A person can be tested by more than one laboratory and can have both positive and negative results. **Therefore, the sum of the numbers in each column will be larger than the total number of people tested.**

Reporting lab	Inconclusive	Negative	Positive	Percent positive	Total
ADVENTHEALTH MEDICAL GROUP FAMILY AND INTERNAL			1	100%	1
FRESENIUS SOUTH FORT MYERS		1			1
SOUTHERN SPRINGS HEALTH CARE		1			1
SOUTHEASTERN PATHOLOGY ASSOCIATES			1	100%	1
CLEVELAND CLINIC FLORIDA LABORATORY			1	100%	1
FALKVILLE HEALTHCARE		1			1
MADISON FACILITY INC			1	100%	1
Chateau Girardeau			1	100%	1
CVS PA2688POCT COLLEGEVILLE		1			1
CVS M08595POCT RAYMORE		1			1
BAPTIST MINOR MEDICAL CENTER			1	100%	1
Big River Nursing and Rehab		1			1
Pinnacle Assisted Living			1	100%	1
FULGENT GENETICS HOUSTON		1			1
LAKE BALDWIN			1	100%	1
SOUTHWEST REGIONAL PCR LABORATORY			1	100%	1
Kroger 448 - The Little Clinic Mason		1			1
ALLIANCE LABORATORY SERVICES			1	100%	1
DISCOVERY AT HOME, LLC			1	100%	1
NORWALK HOSPITAL			1	100%	1
Kroger 353 - The Little Clinic Harpers Point		1			1
DIGESTIVE DISEASE CARE PC		1			1
COMMUNITY			1	100%	1
LAKE LURE HEALTH CENTER			1	100%	1
GRAND VILLA OF PINELLAS PARK			1	100%	1
Carrollton Manor Inc		1			1
ADVENTHEALTH PHYSICIAN GROUP - APPLEWOOD			1	100%	1
STERLING HOUSE OF PORT ORANGE		1			1
Walgreens #3661		1			1
MEDEXPRESS URGENT CARE - ROSS TOWNSHIP		1			1
Rio Grande City Nursing and Rehab Center			1	100%	1
Cottage of the Shoals		1			1
WALKIN MEDICAL URGENT CARE,NEW CITY			1	100%	1
FLORIDA DEPARTMENT OF HEALTH PALM BEACH COUNTY			1	100%	1
SAN JOSE CLINIC		1			1
WATERTOWN URGENT CARE		1			1
CAH ACQUISITION COMPANY 11 LLC			1	100%	1
WELLCARE URGENT CARE			1	100%	1
WALGREENS #06025		1			1
DIXITKUMAR N MODI MD PA			1	100%	1
CVS SC4286POCT EASLEY		1			1
TAYLOR COUNTY HEALTH DEPARTMENT			1	100%	1
The Center at Centennial			1	100%	1
AURORA CONSOLIDATED LABORATORY			1	100%	1
Hillside Manor Rehabilitation and Extended Care Center		1			1
EAST COAST INSTITUTE FOR RESEARCH LLC			1	100%	1
Riviera Health Resort		1			1

# COVID-19: testing by laboratory

Data through Jan 26, 2021 verified as of Jan 27, 2021 at 09:25 AM

Data in this report are provisional and subject to change.

The numbers in the table below represent the number of Florida and non-Florida residents for whom test results were received by the Department of Health. A person can be tested by more than one laboratory and can have both positive and negative results. **Therefore, the sum of the numbers in each column will be larger than the total number of people tested.**

Reporting lab	Inconclusive	Negative	Positive	Percent positive	Total
Kroger 907 - The Little Clinic Holland		1			1
COBLESKILL REGIONAL HOSPITAL		1			1
ENZO LABS INC			1	100%	1
A.G. Rhodes		1			1
LEGACY AT HIGHWOODS PRESERVE		1			1
SYNERGENE LABORATORY			1	100%	1
RIVERSIDE REGIONAL MED CENTER			1	100%	1
NEW ERA COMMUNITY HEALTH CENTER LLC		1			1
SAINT ALPHONSUS REGIONAL MEDICAL CENTER			1	100%	1
CLINICAL CARE CENTER, INC			1	100%	1
ESCANDON DIAGNOSTIC CLINIC			1	100%	1
CHI ST. LUKE'S HEALTH BCM MEDICAL CENTER			1	100%	1
West Bay of Tampa Center			1	100%	1
MID FLORIDA BIOLOGICALS			1	100%	1
MAHONEY PEDIATRICS PA			1	100%	1
SISTERS MISSION			1	100%	1
PUBLIX PHARMACY #0332		1			1
CRUSADER COMMUNITY HEALTH			1	100%	1
MEDERI CARETENDERS VS OF SE FL LLC DBA			1	100%	1
ST VINCENT'S AMBULATORY CARE INC			1	100%	1
BHS PHYSICIAN NETWORK			1	100%	1
TITUSVILLE TOWERS ASSISTED LIVING		1			1
MEDEXPRESS URGENT CARE - DANVILLE		1			1
CVS GA5637POCT VILLA RICA		1			1
Beth Sholom Home of Eastern Virginia			1	100%	1
AZALEALAND NURSING HOME		1			1
PROGENESIS INC			1	100%	1
PENINSULA REGIONAL MED CTR LAB			1	100%	1
Garden View Care Center at Dougherty Ferry		1			1
OAKMONT WEST- GREENVILLE SC		1			1
Manassas Health & Rehab			1	100%	1
BEAUMONT REFERENCE LABORATORY			1	100%	1
CAREFIRST URGENT CARE - BEECHMONT			1	100%	1
Winter Park Care and Rehab			1	100%	1
WINDSOR MANOR			1	100%	1
PRACTITIONERS IN MOTION			1	100%	1
PALMS OF FT MYERS,THE			1	100%	1
FLAGLER COUNTY BOARD OF COUNTY COMMISSIONERS			1	100%	1
LITTLE COMPANY OF MARY HOSPITAL			1	100%	1
ST MICHAEL'S ELITE MEDICAL HOSPITAL			1	100%	1
Ravenwood Speciality Care		1			1
Kroger 339 - The Little Clinic Highlands - Bardstown Road		1			1
SUMMERFIELD PAIN MANAGEMENT			1	100%	1
PRIMARY CARE GROUP LLC		1			1
TANVIR H SHAGAR NP		1			1
Rehab Select of Talladega		1			1
ADVANCE MD CARE			1	100%	1

# COVID-19: testing by laboratory

Data through Jan 26, 2021 verified as of Jan 27, 2021 at 09:25 AM

Data in this report are provisional and subject to change.

The numbers in the table below represent the number of Florida and non-Florida residents for whom test results were received by the Department of Health. A person can be tested by more than one laboratory and can have both positive and negative results. **Therefore, the sum of the numbers in each column will be larger than the total number of people tested.**

Reporting lab	Inconclusive	Negative	Positive	Percent positive	Total
MEDEXPRESS URGENT CARE - BROOKHAVEN		1			1
Community Care Center of Heritage House, LLC			1	100%	1
QUEST DIAGNOSTICS INCORPORATED			1	100%	1
LabCorp L#09258295 M#09258285			1	100%	1
ALLEGANY COUNTY DEPARTMENT OF HEALTH		1			1
CONTINENTAL HOME HEALTH CARE INC			1	100%	1
MISSISSIPPI VALLEY REGIONAL BLOOD CENTER			1	100%	1
CVS MA2297677CV BOSTON		1			1
Kroger 895 - The Little Clinic Green Hills		1			1
SPECTRUM LABORATORY			1	100%	1
HAMILTON CHD		1			1
THE TOLEDO HOSPITAL			1	100%	1
Niles Nursing and Rehab. Center		1			1
DELAWARE PUBLIC HEALTH LABORATORY			1	100%	1
MEDEXPRESS URGENT CARE - WESTFIELD, E MAIN ST			1	100%	1
RAJ K PAI MD PA			1	100%	1
Chateau Living Center			1	100%	1
ASSOCIATES MD MEDICAL GROUP INC			1	100%	1
UF KANAPAHA LAB BEAKER		1			1
MED & CO INVESTMENT LLC		1			1
JP MORGAN CHASE HEALTH SERVICES			1	100%	1
Sherwood Oaks Health Center			1	100%	1
NEW RIVER HEALTH DISTRICT			1	100%	1
RENOWN REGIONAL MEDICAL CENTER			1	100%	1
CVS NE2741POCT LA VISTA		1			1
Juniper Village at Bucks County		1			1
MEDCARE QUALITY MEDICAL CENTER LLC			1	100%	1
HENRY FORD HOSPITAL			1	100%	1
PREMIER PEDIATRICS			1	100%	1
LANTANA HC LAB			1	100%	1
University Plaza Rehabilitation and Nursing			1	100%	1
BAYMEADOWS PEDIATRIC CARE		1			1
CVS SC2250POCT COLUMBIA		1			1
CVS PA2582POCT SPRINGFIELD		1			1
UNIVERSITY OF SOUTH FLORIDA			1	100%	1
PROSPECT URGENT CARE			1	100%	1
ALBANY MEDICAL CENTER			1	100%	1
SILVERMAN			1	100%	1
COVE AT THE MARBELLA,THE			1	100%	1
GATEWAY FAMILY HEALTH CLINIC			1	100%	1
TMH PHYSICIAN PARTNERS QUINCY			1	100%	1
METRO HEALTH HOSPITAL LABORATORY		1			1
HEALGEN SCIENTIFIC			1	100%	1
PHYSICIANS URGENT CARE			1	100%	1
WALGREENS #10308		1			1
Parkview Care Center			1	100%	1
SACRED HEART MEDICAL CENTER			1	100%	1



# COVID-19: testing by laboratory

Data through Jan 26, 2021 verified as of Jan 27, 2021 at 09:25 AM

Data in this report are provisional and subject to change.

The numbers in the table below represent the number of Florida and non-Florida residents for whom test results were received by the Department of Health. A person can be tested by more than one laboratory and can have both positive and negative results. **Therefore, the sum of the numbers in each column will be larger than the total number of people tested.**

Reporting lab	Inconclusive	Negative	Positive	Percent positive	Total
LOUISIANA STATE LAB			1	100%	1
CENTRAL CAROLINA HOSPITAL			1	100%	1
UNIVERSITY OF VERMONT MEDICAL CENTER			1	100%	1
NEW YORK UNIVERSITY MEDICAL CENTER			1	100%	1
2504-HOMEWOOD		1			1
PM PEDIATRICS OF BAYSIDE, PLLC - RIVE		1			1
NEW HORIZON PRIMARY CARE LLC			1	100%	1
ALLEGHENY GENERAL HOSPITAL			1	100%	1
WESTCOAST FAMILY PRACTICE		1			1
GIBSON AREA PRIMARY CARE			1	100%	1
BASCOM PALMER-MICRO LAB			1	100%	1
FIVE STAR PREMIER RESIDENCES OF POMPANO BEACH			1	100%	1
OAKMONTE VILLAGE OF DAVIE			1	100%	1
Metairie Healthcare Center			1	100%	1
ARNOLD PALMER HOSPITAL LAB POCT		1			1
MEDEXPRESS URGENT CARE - BECKLEY		1			1
CLUB HEALTH AND REHABILITATION CENTER, THE		1			1
LOGAN COUNTY HOSPITAL			1	100%	1
SC-GA2018 THE RIDGE REHABILITATION & H		1			1
GENESIS HEALTH SYSTEM			1	100%	1
BAXTER REGIONAL MEDICAL CENTER			1	100%	1
AESTHETIC PHYSICIANS PC			1	100%	1
HOWELL BRANCH COURT			1	100%	1
PARK AVENUE DERMATOLOGY NORTH			1	100%	1
COMMUNITY MEDICAL CARE			1	100%	1
TWIN			1	100%	1
BROOKDALE AVONDALE (BU 04360)			1	100%	1
LANGLEY DIALYSIS			1	100%	1
WORKFORCE HEALTH DEPARTMENT			1	100%	1
MEDTOWN PHARMACY			1	100%	1
WAYNE COUNTY PUBLIC HEALTH		1			1
OCALA RKC EAST HEMO #1			1	100%	1
ACCESS HEALTH CARE PHYSICIANS LLC			1	100%	1
GATEWAY LABORATORIES		1			1
STANDIFER PLACE		1			1
WEILL CORNELL MEDICAL ASSOCIATES - EAST SIDE		1			1
ALLIED PEDIATRICS & FAMILY MEDICINE			1	100%	1
Mayfair Village Nursing Care Center		1			1
CARE CENTERS OF NASSAU LLC MINER ROAD NORTH		1			1
TRUCARE LIVING CENTERS - SELMA			1	100%	1
FLEMING ISLAND CENTER FOR CLINICAL RESEARCH		1			1
VANAJA SUREDDI MD PA			1	100%	1
NASSAU COUNTY HEALTH DEPARTMENT-FERNANDINA BEACH C		1			1
DEVANSH LAB WERKS		1			1
BLUFFTON HEALTH CENTER			1	100%	1
CARING PROFESSIONAL HEALTH CARE LLC		1			1
ST JOHN'S MEDICAL CENTER, TETON VILLAGE			1	100%	1

# COVID-19: testing by laboratory

Data through Jan 26, 2021 verified as of Jan 27, 2021 at 09:25 AM

Data in this report are provisional and subject to change.

The numbers in the table below represent the number of Florida and non-Florida residents for whom test results were received by the Department of Health. A person can be tested by more than one laboratory and can have both positive and negative results. **Therefore, the sum of the numbers in each column will be larger than the total number of people tested.**

Reporting lab	Inconclusive	Negative	Positive	Percent positive	Total
BRONSON METHODIST HOSPITAL			1	100%	1
TIMPANOGOS REGIONAL HOSPITAL			1	100%	1
ASSISTED LIVING AT TREZEVANT		1			1
OUCH URGENT CARE			1	100%	1
San Antonio Residence and Rehabilitation Center		1			1
DIVERSICARE OF BIG SPRINGS		1			1
Kroger 687 - The Little Clinic Sugar Hill			1	100%	1
MID FLORIDA COMMUNITY SERVICES			1	100%	1
CROSSROADS URGENT CARE PLLC		1			1
SAINT JOSEPHS HOSPITAL OF ATLANTA			1	100%	1
ADVENTHEALTH MEDICAL GROUP UROLOGY AT EAST ORLANDO		1			1
YOUR HEALTH PEDIATRICS			1	100%	1
PREMIER FAMILY AND SPORTS MEDICINE LLC			1	100%	1
JACKSBORO URGENT CARE			1	100%	1
WATERBURY HOSPITAL REFERENCE LAB			1	100%	1
BAYLOR SCOTT & WHITE ALL SAINTS MEDICAL CENTER FT			1	100%	1
NFRC CLINICAL LAB			1	100%	1
TERRELL URGENT CARE			1	100%	1
UPSON REGIONAL MEDICAL CENTER			1	100%	1
CVS OH3458POCT BEAVERCREEK		1			1
FAMILY MEDICAL CLINIC HOMESTEAD, LLC			1	100%	1
GENESIS MICROBIOLOGY LAB		1			1
Manor Care of Dallastown d/b/a ManorCare Health Services - Dallastown		1			1
CHIPLEY DIALYSIS			1	100%	1
Bayou Vista Community Care Center			1	100%	1
HEART HOSPITAL OF LAFAYETTE: EMERGENCY ROOM			1	100%	1
MARQUETTE GENERAL HOSPITAL			1	100%	1
Sears Coastal Nursing and Rehab		1			1
PEDIATRIC ASSOCIATES - MIAMI LAKES		1			1
Virginia Gay Nursing and Rehab		1			1
WMC HEALTH GROUP OF KISSIMMEE LLC			1	100%	1
TAMPA GENERAL MEDICAL GROUP LABORATORY HEALTHPARK			1	100%	1
BAPTIST HEALTH PRIMARY CARE AT DORAL			1	100%	1
PROGRESSIVE MEDICAL RESEARCH			1	100%	1
EASTMAN HEALTHCARE & REHAB		1			1
bishop rehabilitation and nursing center		1			1
LAKE MARY PEDIATRICS			1	100%	1
Portsmouth Health and Rehab			1	100%	1
JPS HEALTH CENTER AT TRUE WORTH PLACE			1	100%	1
DEPARTMENT OF HEALTH AND ENVIRONMENTAL CONTROL			1	100%	1
Kroger 519 - The Little Clinic Staples Mill Road		1			1
HARTFORD HEALTH CARE & REHABILITATION			1	100%	1
COLLINS NURSING HOME		1			1
NORTHERN KENTUCKY HEALTH DEPARTMENT			1	100%	1
MEMORIAL HOSPITAL MIRAMAR WAIVED TESTING			1	100%	1
PHYSICIAN ASSOCIATES, LLC			1	100%	1
ADVANCED INDIVIDUALIZED MEDICINE OF NAPLES			1	100%	1

# COVID-19: testing by laboratory

Data through Jan 26, 2021 verified as of Jan 27, 2021 at 09:25 AM

Data in this report are provisional and subject to change.

The numbers in the table below represent the number of Florida and non-Florida residents for whom test results were received by the Department of Health. A person can be tested by more than one laboratory and can have both positive and negative results. **Therefore, the sum of the numbers in each column will be larger than the total number of people tested.**

Reporting lab	Inconclusive	Negative	Positive	Percent positive	Total
WINTER GARDEN CHILDREN'S HEALTH CENTERS			1	100%	1
MEMORIAL HERMANN MEDICAL GROUP-ATASCOCITA PEDS			1	100%	1
Peninsula Nursing and Rehabilitation Center		1			1
CONSOLIDATED			1	100%	1
MEDAC AT PORTERS NECK			1	100%	1
SUMMIT URGENT CARE PS			1	100%	1
MINUTECLINIC DIAGNOSTIC OF NEW MEXICO LLC #7552		1			1
GUIDEWELL EMERGENCY MEDICINE DOCTORS LLC #33			1	100%	1
ALIMETRIX INC		1			1
Kroger 768 - The Little Clinic Leestown Rd		1			1
CVS NC7588POCT ASHEVILLE		1			1
CENTRAL FLORIDA HOSPITALIST			1	100%	1
Alden Lincoln Park			1	100%	1
LAKELAND MEDICAL CENTER			1	100%	1
CVS NC4165POCT BREVARD			1	100%	1
MEDICAL ARTS LABORATORY			1	100%	1
NORTH OKALOOSA PHYSICIAN GRP - WALK IN CLINIC			1	100%	1
EXPRESS LAB LIVINGSTON			1	100%	1
UMASS MEMORIAL/MARLBORO HOSPITAL			1	100%	1
OCCUPATIONAL HEALTH CENTER		1			1
LP ELIZABETHTON		1			1
URGENT CARE OF KANSAS CITY			1	100%	1
BAYLOR SCOTT AND WHITE MEDICAL CENTER -CENTENTENNIAL			1	100%	1
BIODORON LABORATORIES			1	100%	1
GENESIS HOME HEALTH CARE SERVICES OF			1	100%	1
GATEWAY HEALTHCARE, PC			1	100%	1
KROGER 915 - THE LITTLE CLINIC ANDERSON			1	100%	1
HAYS CLINICAL LAB			1	100%	1
WillowBrooke Court at Westminster Village		1			1
BROOKS REHAB			1	100%	1
CVS MINUTE CLINIC #5836		1			1
EXPRESS PHARMACY INC		1			1
NORTH BROWARD MEDICAL CENTER			1	100%	1
Waycross Health and Rehabilitation		1			1
Livingston County Center for Nursing and Rehabilitation		1			1
ROSE HAVEN NURSING CENTER		1			1
Lemont Nursing and Rehab Center			1	100%	1
DEVLIN MANOR NURSING AND REHABILITATION		1			1
KENDALL PEDIATRICS PARTNERS LLC			1	100%	1
STARMED FAMILY & URGENT CARE			1	100%	1
PALMETTO PRIMARY CARE PHYSICIANS			1	100%	1
CENTRAL FL INTERNAL MEDICINE ASSOCIATES LLC		1			1
CARENOW-MONTGOMERY			1	100%	1
MEDEXPRESS URGENT CARE - BENTON		1			1
Harris Hill Nursing Facility		1			1
SKYRIDGE CLINICAL ASSOCIATES		1			1
BAPTIST ASI			1	100%	1

# COVID-19: testing by laboratory

Data through Jan 26, 2021 verified as of Jan 27, 2021 at 09:25 AM

Data in this report are provisional and subject to change.

The numbers in the table below represent the number of Florida and non-Florida residents for whom test results were received by the Department of Health. A person can be tested by more than one laboratory and can have both positive and negative results. **Therefore, the sum of the numbers in each column will be larger than the total number of people tested.**

Reporting lab	Inconclusive	Negative	Positive	Percent positive	Total
FLORIDA MEDICAL CLINIC PA GI			1	100%	1
DILELLA			1	100%	1
VA ST LOUIS HEALTH CARE SYSTEM			1	100%	1
Baptist Village Retirement Communities		1			1
MOUNT SINAI AVENTURA DIAGNOSTIC CENTER			1	100%	1
CVS MD1515POCT LEONARDTOWN		1			1
BAPTIST HOSPITAL NURSING/PATIENT CARE			1	100%	1
Northern Nevada State Veterans Home		1			1
PEDIATRIC ASSOCIATES - DORAL			1	100%	1
AAA MEDICAL TESTING			1	100%	1
CVS NC7548POCT FUQUAY VARINA		1			1
SUNCOAST BEHAVIORAL HEALTH CENTER			1	100%	1
ST.ELIZABETH HEALTH CENTER	1				1
BIGGERS FAMILY MEDICINE PA			1	100%	1
DEL PRADO MEDICAL CENTER, INC		1			1
NORTH FL SOUTH GA HCS-LAKE CITY			1	100%	1
EVENTIDE LUTHERAN HOME		1			1
WESLEY MEDICAL CENTER			1	100%	1
VALLEY HOSPITAL MEDICAL CENTER		1			1
Kroger 522 - The Little Clinic Gahanna		1			1
RAYMOND F CARON MD			1	100%	1
HENRY FORD WEST BLOOMFIELD HOSPITAL			1	100%	1
SOUTH FLORIDA BAPTIST HOSPITAL			1	100%	1
CHILDREN'S NATIONAL MEDICAL CENTER			1	100%	1
KAISER PERMANENTE REGIONAL REFERENCE LABORATORY		1			1
Diversicare of Smyrna		1			1
WEST VIRGINIA LABORATORIES			1	100%	1
THE HOSPITALS OF PROVIDENCE EMERGENCY ROOM			1	100%	1
CORIZON HEALTH INC			1	100%	1
CIRRUS DX			1	100%	1
ST JOHNS EPISCOPAL HOSPITAL SOUTH SHORE		1			1
CEPERO PEDIATRICS PA			1	100%	1
PULMONARY MEDICINE		1			1
ST. MICHAEL'S ELITE HOSPITAL			1	100%	1
Kroger 717 - The Little Clinic Dolphin Drive			1	100%	1
CULVER CITY URGENT CARE			1	100%	1
CARESPOT - OCOEE			1	100%	1
Caldwell Care		1			1
Jersey City Medical Center		1			1
ADVENT HEALTH - OWASA			1	100%	1
LAB PLUS, LLC			1	100%	1
UNIVERSITY OF MARYLAND PATHOLOGY ASSOCIATES			1	100%	1
Tremont Health & Rehabilitation Center		1			1
MEDPOST - NORTH DALLAS			1	100%	1
CLINICAL CARE, INC			1	100%	1
LEXINGTON PLACE SENIOR LIVING COMMUNITY		1			1
PRIMACARE MEDICAL LAKEWOOD			1	100%	1

# COVID-19: testing by laboratory

Data through Jan 26, 2021 verified as of Jan 27, 2021 at 09:25 AM

Data in this report are provisional and subject to change.

The numbers in the table below represent the number of Florida and non-Florida residents for whom test results were received by the Department of Health. A person can be tested by more than one laboratory and can have both positive and negative results. **Therefore, the sum of the numbers in each column will be larger than the total number of people tested.**

Reporting lab	Inconclusive	Negative	Positive	Percent positive	Total
DELAWARE DEPARTMENT OF HEATH			1	100%	1
CONCIERGE INTERNAL MEDICINE ASSOCIATES			1	100%	1
Cornerstone at the Ranch		1			1
Kroger 407 - The Little Clinic Lexington		1			1
LAKE VISTA DIALYSIS			1	100%	1
CITRUS HEALTH NETWORK INC			1	100%	1
MC DIAGNOSTIC OF CONNECTICUT, PC #114		1			1
HEALTH PLUS SUNRISE MEDICAL OFFICE			1	100%	1
LABORATORIO MEDICO CENTRAL CONDOMINO MD			1	100%	1
INDIAN RIVER CLINICAL LABORATORY, INC.		1			1
TREASURE COAST MEDICAL CONCIERGE LLC			1	100%	1
LOURDES URGENT CARE			1	100%	1
PM PEDIATRICS PC			1	100%	1
THE CLINIC ON SIXTH			1	100%	1
MIAMI-DADE COUNTY HEALTH DEPT.		1			1
Birmingham Nursing & Rehab Center		1			1
FREDERICK AVENUE GROUP HOME		1			1
LOPEZ		1			1
UF HEALTH - WILDLIGHT			1	100%	1
Hearthstone Nursing and Rehabilitation Center		1			1
SEWALLS POINT PHARMACY INC			1	100%	1
PROVIDENCE ST PETER HOSPITAL		1			1
CVS MO4850POCT SPRINGFIELD		1			1
CVS NC3319POCT CHARLOTTE		1			1
CATHEDRAL GERONTOLOGY CENTER DBA CATHEDRAL CARES			1	100%	1
PARKWAY DRUGS OF ONEIDA COUNTY NORTH I		1			1
Lutheran Community at Telford		1			1
HEALTH ALLIANCE			1	100%	1
ENCOMPASS HEALTH REHABILITATION OF ALTAMONTE			1	100%	1
Kroger 541 - The Little Clinic Long Hollow Pike		1			1
THE HEART HOSPITAL BAYLOR PLANO			1	100%	1
VA OPTOMETRY CLINIC			1	100%	1
NORTHSIDE HOSPITAL DULUTH			1	100%	1
TREASURE COAST PRIMARY CARE		1			1
WALGREEN#12147		1			1
KANSAS CITY VA MEDICAL CENTER			1	100%	1
MORGAN STANELY HEALTH CENTER		1			1
CAREHERE LLC			1	100%	1
LCMC LAB SUBSECTION		1			1
OCALA REGIONAL KIDNEY CENTER EAST			1	100%	1
ER NEAR ME HULEN		1			1
Arch Plaza Nursing and Rehabilitation Center			1	100%	1
NASSAU COUNTY HEALTH DEPARTMENT		1			1
Vibrallife of El Paso Rehabilitation Center			1	100%	1
SURGERY CENTER, THE			1	100%	1
FLORIDA HOME HEALTH			1	100%	1
MEDEXPRESS URGENT CARE - FORT SMITH		1			1



# COVID-19: testing by laboratory

Data through Jan 26, 2021 verified as of Jan 27, 2021 at 09:25 AM

Data in this report are provisional and subject to change.

The numbers in the table below represent the number of Florida and non-Florida residents for whom test results were received by the Department of Health. A person can be tested by more than one laboratory and can have both positive and negative results. **Therefore, the sum of the numbers in each column will be larger than the total number of people tested.**

Reporting lab	Inconclusive	Negative	Positive	Percent positive	Total
TRAVIS LEE THOMPSON MD			1	100%	1
BRANDON OUTREACH CLINIC			1	100%	1
SUTTER GOULD MEDICAL FOUNDATION			1	100%	1
ELLIS HOSPITAL URGENT CARE CENTER LAB		1			1
VETERANS AFFAIRS MEDICAL CENTER - EAST ORANGE			1	100%	1
HARDIN HEALTH INC		1			1
LARKIN COMMUNITY HOSPITAL PALM SPRINGS CAMPUS			1	100%	1
PARTNERS IN PRIMARY CARE		1			1
PROGRESS PHARMACY INC			1	100%	1
CANDLER HOSPITAL			1	100%	1
NEW ERA HEALTH CENTER INC		1			1
SLIDELL MEMORIAL HOSPITAL			1	100%	1
FLORIDA MEDICAL CLINIC, LLC			1	100%	1
BAPTIST EMERGENCY HOSPITAL KELLY			1	100%	1
VILLAGES HEALTH SYSTEM, LLC, THE			1	100%	1
SOUTHEAST MISSOURI HOSPITAL		1			1
BLANCHARD VALLEY HOSPITAL LABORATORY			1	100%	1
ORANGE PEDIATRICS PA			1	100%	1
SYCAMORE MEDICAL CENTER-KETTERING HEALTH NETWORK			1	100%	1
BOCA CIEGA CENTER			1	100%	1
EXPRESS WALK IN MEDICAL CENTER			1	100%	1
Kingston Care Center of Fort Wayne		1			1
WYOMING COUNTY DEPARTMENT OF HEALTH		1			1
Heritage Health of Peru			1	100%	1
CVS MO8581POCT BLUE SPRINGS		1			1
SPINE & PAIN CONSULTANT PLLC		1			1
UHEALTH CORAL SPRINGS			1	100%	1
The Evangelical Lutheran Good Samaritan Society Prescott Village		1			1
BSA PHYSICIANS GROUP, INC D/B/A BSA FAMILY MEDICAL			1	100%	1
HEALTH PARTNERS REGIONAL HOSPITAL			1	100%	1
Kroger 970 - The Little Clinic Westfield			1	100%	1
C V S / PHARMACY #4396		1			1
MADISON AT OVIEDO			1	100%	1
CVS CA9103POCT ESCONDIDO		1			1
Integrity Healthcare of Carbondale			1	100%	1
Rockcastle Health and Rehab		1			1
MARTIN HEALTH PHYSICIAN GROUP			1	100%	1
CACERES SPECIALIZED GYNECOLOGY		1			1
ICARE		1			1
Elm Crest Senior Living Community		1			1
LIFELINK OF FLORIDA			1	100%	1
CHRISTUS GOOD SHEPHERD MEDICAL CENTER			1	100%	1
URGENTMED PLANTATION			1	100%	1
PLANT CITY FAMILY CARE		1			1
Autumn Care of Suffolk		1			1
ASCARATE DIALYSIS			1	100%	1
CVS NC7213POCT MATTHEWS		1			1

# COVID-19: testing by laboratory

Data through Jan 26, 2021 verified as of Jan 27, 2021 at 09:25 AM

Data in this report are provisional and subject to change.

The numbers in the table below represent the number of Florida and non-Florida residents for whom test results were received by the Department of Health. A person can be tested by more than one laboratory and can have both positive and negative results. **Therefore, the sum of the numbers in each column will be larger than the total number of people tested.**

Reporting lab	Inconclusive	Negative	Positive	Percent positive	Total
ADVENTHEALTH IMAGING LAKE NONA			1	100%	1
ST. LUKE'S HOSPITAL			1	100%	1
Kroger 97 - The Little Clinic Hutchinson		1			1
MIDDLETON PEDIATRICS			1	100%	1
PALM COAST DRAW STATION/AMERICAN HEALTH ASSOCIATES		1			1
Fairview			1	100%	1
LABONE		1			1
Villages of St.Peters		1			1
OAKWOOD HOSPITAL - SOUTHSORE			1	100%	1
PINNACLE DIALYSIS		1			1
LOUIS STOKES CLEVELAND VA MEDICAL CENTER			1	100%	1
BORINQUEN HEALTH CENTER			1	100%	1
OPTUM PRIMARY CARE			1	100%	1
PEDIATRIC PARTNERS OF ZEPHYRHILLS PA			1	100%	1
BROOKDALE VERO BEACH SOUTH AL		1			1
RIVERSIDE COUNTY PUBLIC HEALTH LABORATORY			1	100%	1
UNIVERSITY URGENT CARE			1	100%	1
CVS IL8753POCT CHICAGO		1			1
SOUTH BEND MEDICAL FOUNDATION			1	100%	1
LIFEGUARD AMBULANCE SERVICE LLC - BAY COUNTY			1	100%	1
HOME AIDE SVC OF EASTERN NY INC D/B/A		1			1
1ST CHOICE URGENT CARE CENTER LLC			1	100%	1
HEARTLAND REGIONAL MEDICAL CENTER		1			1
ST JOHNS PEDIATRICS PA		1			1
SUN CLINICAL LABORATORIES			1	100%	1
LADY OF THE SEA HOSPITAL LAB			1	100%	1
JACKSON MADISON CO. GEN. HOSPITAL			1	100%	1
HUNEYCUTT FAMILY PRACTICE			1	100%	1
LITTLE FALLS HOSPITAL LABORATORY		1			1
MEDEXPRESS URGENT CARE - MARTINSVILLE		1			1
BEAUMONT HOSPITAL			1	100%	1
RIDGEFIELD PEDIATRIC ASSOCIATES		1			1
OHIOHEALTH URGENT CARE			1	100%	1
GRAND VILLA OF LAKELAND		1			1
Kroger 126 - The Little Clinic Cottonwood		1			1
CHILDREN'S MEDICAL CENTER-EAST ORLANDO			1	100%	1
NORTHWEST FLORIDA SPECIALTY PHYSICIANS LLC		1			1
ST VINCENTS AMBULATORY CARE INC			1	100%	1
Valley View Health and Rehabilitation, LLC		1			1
ADVENTHEALTH DURAND			1	100%	1
MEDEX CLINIC LLC			1	100%	1
Dugan Memorial Home		1			1
Eagle Health and Rehabilitation		1			1
MIAMI CEREBRAL PALSY RESIDENTIAL			1	100%	1
INHEALTH LIFE SCIENCES LLC			1	100%	1
KIDSVILLE PEDIATRICS III PA			1	100%	1
SOUTHEASTERN HEALTH FACILITES, INC		1			1

# COVID-19: testing by laboratory

Data through Jan 26, 2021 verified as of Jan 27, 2021 at 09:25 AM

Data in this report are provisional and subject to change.

The numbers in the table below represent the number of Florida and non-Florida residents for whom test results were received by the Department of Health. A person can be tested by more than one laboratory and can have both positive and negative results. **Therefore, the sum of the numbers in each column will be larger than the total number of people tested.**

Reporting lab	Inconclusive	Negative	Positive	Percent positive	Total
SOUTHWEST ORLANDO FAMILY MEDICINE, PL			1	100%	1
PLEASANT RIDGE MANOR WEST		1			1
BEST CARE COMMUNITY AND FAMILY HEALTH CENTER INC			1	100%	1
MID-FLORIDA CANCER CENTERS		1			1
FLORIDA EPIDEMIOLOGY PROGRAM			1	100%	1
VIRGINIA UROLOGY		1			1
TCPA CLINICAL LABORATORIES			1	100%	1
ADAMS COUNTY HEALTH DEPARTMENT			1	100%	1
ROYAL OAK MEDICAL CENTER LLC DBA CHARACTER FAMILY			1	100%	1
URGENT TEAM - NASHVILLE		1			1
EAST FL CORE LAB			1	100%	1
NORTH RIVER FAMILY HEALTH CENTER			1	100%	1
STEWART MEDICAL GROUP INC			1	100%	1
MEMORIAL HOSPITAL - BELLEVILLE			1	100%	1
JOSHUA E CHESIR MD		1			1
PUBLIX PHARMACY # 1236			1	100%	1
JACK M MATHENY II MD			1	100%	1
BAPTIST HEALTH SURGERY CENTER			1	100%	1
WW Chem Auto SS			1	100%	1
AMERICAN LAB LLC		1			1
CVS NV5942POCT LAS VEGAS		1			1
SOMERSET			1	100%	1
MINNESOTA DEPARTMENT OF HEALTH LABORATORY			1	100%	1
IZ MEDICAL		1			1
FAMILY MEDICAL CLINIC KENDALL LLC			1	100%	1
CARENOW URGENT CARE – SPRING			1	100%	1
SMITH			1	100%	1
MEDEXPRESS URGENT CARE - RUSSELLVILLE, W MAIN ST		1			1
Alden North Shore			1	100%	1
MEMORIAL HOSPITAL OF TAMPA			1	100%	1
ADVENT HEALTH MEDICAL GROUP FAMILY AND INTERNAL MEDICINE AT AVALON PAR			1	100%	1
MEDEXPRESS URGENT CARE - CONWAY		1			1
GOOD PEDIATRICS			1	100%	1
MEDICAL ASSOCIATES OF THE SHOALS		1			1
MINUTECLINIC MINUTECLINIC #3665		1			1
Fairhaven Retirement Community		1			1
C V S / PHARMACY #833		1			1
MC DIAGNOSTIC OF CONNECTICUT, PC #252			1	100%	1
MEDSTAR HEALTH URGENT CARE			1	100%	1
Senatobia Healthcare & Rehab		1			1
CVS MN6811POCT PLYMOUTH		1			1
TENNOVA HEALTHCARE - CLEVELAND			1	100%	1
CHILDRENS SPECIALIST PEDIATRIC PULMMOLOGY &			1	100%	1
MEDCOR INC			1	100%	1
Good Samaritan Society Waukon		1			1
FLORIDA FAMILY LABORATORY		1			1
C A R E S		1			1

# COVID-19: testing by laboratory

Data through Jan 26, 2021 verified as of Jan 27, 2021 at 09:25 AM

Data in this report are provisional and subject to change.

The numbers in the table below represent the number of Florida and non-Florida residents for whom test results were received by the Department of Health. A person can be tested by more than one laboratory and can have both positive and negative results. **Therefore, the sum of the numbers in each column will be larger than the total number of people tested.**

Reporting lab	Inconclusive	Negative	Positive	Percent positive	Total
INDIANA STATE DEPARTMENT OF HEALTH CLINIC MICROBIOLOGY		1			1
GEORGE WASHINGTON UNIVERSITY HOSPITAL			1	100%	1
STAMFORD HOSPITAL			1	100%	1
MINUTECLINIC DIAG OF IND, LLC #6250		1			1
REELFOOT FAMILY WALK-IN CLINIC		1			1
WELL-KEY URGENT CARE SEVIERVILLE			1	100%	1
GENESEE COUNTY HEALTH DEPARTMENT		1			1
SIMPLY HEALTHCARE AND WELLNESS CLINIC, PC			1	100%	1
PENSACOLA PATHOLOGY		1			1
WEST VIRGINIA UNIVERSITY HOSPITALS			1	100%	1
RCP OF MEMORIAL WEST			1	100%	1
MINUTE CLINIC DIAGNOSTIC PA			1	100%	1
ORLANDO HEALTH MEDICAL GROUP			1	100%	1
SUSAN F. WILLIAMS M.D., P.A.			1	100%	1
BARRINGTON TERRACE NAPLES			1	100%	1
TRIPLE O MEDICAL SERVICES INC			1	100%	1
Kroger - KR070600172		1			1
DAUGHTERS OF SARAH NURSING CENTER		1			1
MEDEXPRESS URGENT CARE, MOSSIDE		1			1
MEMORIAL HERMANN KATY HOSPITAL			1	100%	1
FLORIDA CLINICAL LABORATORY INC DBA			1	100%	1
CVS GA7064POCT STOCKBRIDGE		1			1
SANTA MONICA CA-UCLA MC			1	100%	1
SPARTANBURG REGIONAL MEDICAL CENTER			1	100%	1
CARENOW MIDTOWN			1	100%	1
HALIFAX HEALTH PRIMARY CARE			1	100%	1
BAYCARE OUTREACH LAB WH SOUTH			1	100%	1
777 URGENT CARE			1	100%	1
CHILDREN'S MEMORIAL HOSPITAL			1	100%	1
PEACHEALTH LABORATORIES		1			1
Kroger 186 - The Little Clinic Holiday Manor		1			1
Ash Flat Healthcare and Rehabilitation Center			1	100%	1
BAYFRONT HEAL WOUND CARE AND HYPERBARIC CENTER			1	100%	1
MERCY – NORTH IOWA			1	100%	1
OHIO VALLEY MANOR NURSING &		1			1
THE LITTLE CLINIC LLC			1	100%	1
Aspire Physical Recovery Center at Cahaba River		1			1
OMNI HEALTHCARE URGENT CARE			1	100%	1
Kroger 390 - The Little Clinic North College Hill		1			1
ATRIA TAMARAC			1	100%	1
BERKSHIRE MEDICAL CENTER			1	100%	1
JAX FAMILY CARE		1			1
METROPOLITAN			1	100%	1
ST MARY'S OF SAGINAW		1			1
ORCHID TERRACE		1			1
JUPITER MEDICAL CENTER INC			1	100%	1
HOLLISMED LLC			1	100%	1

# COVID-19: testing by laboratory

Data through Jan 26, 2021 verified as of Jan 27, 2021 at 09:25 AM

Data in this report are provisional and subject to change.

The numbers in the table below represent the number of Florida and non-Florida residents for whom test results were received by the Department of Health. A person can be tested by more than one laboratory and can have both positive and negative results. **Therefore, the sum of the numbers in each column will be larger than the total number of people tested.**

Reporting lab	Inconclusive	Negative	Positive	Percent positive	Total
VISTA LAKE ASSISTED LIVING			1	100%	1
PEDRO L ORTEGA MD PA			1	100%	1
HEALTHCARE ASSOCIATES OF IRVING, LLP			1	100%	1
Cortland Acres Association		1			1
SAINT BARNABAS MEDICAL CENTER		1			1
VIVEX/UMTB BIOMEDICAL			1	100%	1
Kroger 682 - The Little Clinic New Holland Market			1	100%	1
SIGNATURE CARE COLLEGE STATION			1	100%	1
ATLANTIC DIAGNOSTICS			1	100%	1
QUEST INC			1	100%	1
OPTUM MEDICAL CLINIC IN ROCKRIMMON			1	100%	1
KIDS CARE PEDIATRICS PA			1	100%	1
CVS CA9823POCT SACRAMENTO		1			1
CLERMONT HEALTH DEPARTMENT			1	100%	1
HELGEMO & LIOU PEDIATRICS			1	100%	1
BAYOU URGENT CARE			1	100%	1
PALM BEACH DIABETES AND ENDOCRINE SPECIALISTS, PA			1	100%	1
PRIMARY CARE SPECIALISTS OF ORLANDO LLC			1	100%	1
CARTERSVILLE MEDICAL CENTER			1	100%	1
PEDIATRIC URGENT CARE CENTR OF FORT WORTH-LA GRAN			1	100%	1
NEW YORK CITY DEPARTMENT OF HEALTH			1	100%	1
Glen Oaks Health and REhabilitation		1			1
EXCEL URGENT CARE OF NJ			1	100%	1
JMJ FAMILY PRACTICE			1	100%	1
HERNANDO COUNTY HEALTH DEPT			1	100%	1
CVS IL1170POCT JOLIET		1			1
BOLLES SCHOOL, THE			1	100%	1
Kroger 388 - The Little Clinic Braelinn Village		1			1
MT CARMEL PHARMACY INC		1			1
CVS OH5457POCT POWELL		1			1
MEDCOR, INC			1	100%	1
Chestnut Ridge Nursing & Rehab		1			1
CVS IN6572POCT INDIANAPOLIS		1			1
SUPREME LABORATORY			1	100%	1
Broomall Manor		1			1
CHIEFLAND MEDICAL CENTER			1	100%	1
PARK AVENUE PEDIATRICS PC		1			1
BL DIAGNOSTICS LLC			1	100%	1
Signature Healthcare of Georgetown		1			1
WALGREENS #15291		1			1
CARINGPLUS HOMECARE LLC			1	100%	1
Kroger 968 - The Little Clinic Colerain Township		1			1
ODYSSEY HEALTH CARE OF MARION COUNTY LLC		1			1
Moab Regional Hospital			1	100%	1
MINUTECLINIC LLC (2335)		1			1
USCG ABBOTT BINAXNOW			1	100%	1
BAYCARE OUTREACH LAB AT NEW TAMPA			1	100%	1



# COVID-19: testing by laboratory

Data through Jan 26, 2021 verified as of Jan 27, 2021 at 09:25 AM

Data in this report are provisional and subject to change.

The numbers in the table below represent the number of Florida and non-Florida residents for whom test results were received by the Department of Health. A person can be tested by more than one laboratory and can have both positive and negative results. **Therefore, the sum of the numbers in each column will be larger than the total number of people tested.**

Reporting lab	Inconclusive	Negative	Positive	Percent positive	Total
CARESOUTH HHA HOLDINGS OF THE TREASURE COAST LLC			1	100%	1
BOULDER COMMUNITY HOSPITAL			1	100%	1
VA CBOC			1	100%	1
MID-FLORIDA PATHOLOGY LLC - MOBILE UNIT # 3			1	100%	1
CVS CA9803POCT RIVERSIDE		1			1
Manor Care Health Services- Wilmington			1	100%	1
Dulles Health and Rehab Center		1			1
MARYLAND DEPARTMENT OF HEALTH AND MENTAL HYGIENE			1	100%	1
LRGHEALTHCARE		1			1
CURA LABORATORY SERVICES			1	100%	1
Courtenay Springs Village			1	100%	1
LAKE PEDIATRICS			1	100%	1
HEALTH CARE SERVICES LC			1	100%	1
Florida Baptist Retirement Center		1			1
PALOMAR MEDICAL CENTER			1	100%	1
APOLLOMDX LLC			1	100%	1
LAKE SUCCESS EXTENDED CARE		1			1
FLORIDA DEPARTMENT OF HEALTH IN CITRUS COUNTY		1			1
PALM WEST INTERNIST PA			1	100%	1
CHRISTIANA HOSPITAL		1			1
HAVASU REGIONAL MEDICAL CENTER			1	100%	1
UNITED HEALTHCARE			1	100%	1
BRUSHY CREEK FAMILY HOSPITAL			1	100%	1
Regency Square			1	100%	1
LAREDO EMERGENCY ROOM			1	100%	1
SOUTH TEXAS HEALTH SYSTEM ER - WARE ROAD			1	100%	1
WATERS EDGE ELEMENTARY SCHOOL			1	100%	1
Long Beach Care Center			1	100%	1
CVS IL2798POCT CHICAGO			1	100%	1
NORDX			1	100%	1
CHAMBREL AT PINECASTLE			1	100%	1
APS-SUMMIT CARE PHARMACY, LLC DBA OMNICARE		1			1
WRIGHT PATTERSON AFB MEDICAL CENTER			1	100%	1
MEDEXPRESS URGENT CARE - PATRICK STREE			1	100%	1
WEST COCOA PHARMACY			1	100%	1
SPECIALTY DRUG TESTING			1	100%	1
SHELBYVILLE HOSPITAL COMPANY		1			1
HABANA HEALTH CARE CENTER			1	100%	1
MOUNT SINAI MEDICAL CENTER AVENTURA ER			1	100%	1
CURELOGICS WOUND CARE & HYPERBARIC CENTER		1			1
FLORIDA HOSPITAL LAB			1	100%	1
SANTA BARABARA ALF LLC (THE WINDSOR)			1	100%	1
KEY WEST HMA PHYSICIAN MANAGEMENT, LLC			1	100%	1
OCEAN MEDICAL CENTER		1			1
MAINE CENTER FOR DISEASE CONTROL AND PREVENTION			1	100%	1
CVS NC3853POCT BURLINGTON		1			1
EDWARD HOSPITAL			1	100%	1

# COVID-19: testing by laboratory

Data through Jan 26, 2021 verified as of Jan 27, 2021 at 09:25 AM

Data in this report are provisional and subject to change.

The numbers in the table below represent the number of Florida and non-Florida residents for whom test results were received by the Department of Health. A person can be tested by more than one laboratory and can have both positive and negative results. **Therefore, the sum of the numbers in each column will be larger than the total number of people tested.**

Reporting lab	Inconclusive	Negative	Positive	Percent positive	Total
MIAMI BEACH MEDICAL GROUP			1	100%	1
CVS IL1773POCT TINLEY PARK		1			1
INTEGRATED GENETICS SEQUENOM		1			1
HIGHLAND PARK LAKEWOOD PRESTON HOLLOW			1	100%	1
Medicalodges Neosho			1	100%	1
CIMA MEDICAL CENTER			1	100%	1
Lynwood		1			1
Crowne Place Assisted Living		1			1
DOCTORS CARE – GREER		1			1
NORTH CAROLINA STATE LABORATORY OF PUBLIC HEALTH, SPECTRUM LAB NETWORK			1	100%	1
NEW SMYRNA BEACH AMBULATORY CARE CTR			1	100%	1
CARBON HEALTH			1	100%	1
COLLIER BLVD HMA PHYSICIANS MANAGEMENT LLC			1	100%	1
FAMILY MEDICAL CENTERS			1	100%	1
PENNY PEDIATRICS		1			1
FLORIDA HOSPITAL TRANSPLANT CENTER		1			1
ELKHART GENERAL HOSPITAL			1	100%	1
MEMORIALCARE LONG BEACH MEDICAL CENTER			1	100%	1
KIDSVILLE PEDIATRICS IV PA		1			1
CVS OH4359POCT HUDSON		1			1
FAMILY MEDICAL CENTRE			1	100%	1
UT HEALTH RIO GRANDE VALLEY PRIMARY CARE AT			1	100%	1
NATION'S BEST CARE HOME HEALTH			1	100%	1
AURORA HEALTH CARE METRO INC			1	100%	1
MISSOURI DEPT. OF HEALTH			1	100%	1
INDIGO PALMS			1	100%	1
FLORIDA STATE HOSPITAL CLINICAL LABORATORY		1			1
VIVIAN SIMMONS FAMILY PRACTICE			1	100%	1
CELEBRATION FAMILY PHYSICIANS LLC			1	100%	1
Mountain View Manor			1	100%	1
FRESENIUS KIDNEY CARE			1	100%	1
NORTH WEST FLORIDA DIAGNOSTIC ENOCRINOLOGY CLINIC			1	100%	1
TMH CANCER CENTER LABORATORY			1	100%	1
PELICAN STATE OUTPATIENT CENTER			1	100%	1
Holly Hill Healthcare Center			1	100%	1
SOUTHWOOD NURSING & RETIREMENT CENTER		1			1
MEDICAL CENTER			1	100%	1
BAPTIST HOSPITAL LABORATORY			1	100%	1
Kroger 419 - The Little Clinic Farmington/Exeter		1			1
NORTH OKALOOSA CLINIC CORP		1			1
MISSION HOSPITAL			1	100%	1
Manor Care Health Care Services - Williamsport North		1			1
MOORE CLINICAL RESEARCH INC			1	100%	1
MERITER LABORATORIES			1	100%	1
Kroger 753 - The Little Clinic Goss Avenue		1			1
ENCOMPASS HEALTH REHABILITATION			1	100%	1
CYPRESS VILLAGE REHAB CENTER		1			1

# COVID-19: testing by laboratory

Data through Jan 26, 2021 verified as of Jan 27, 2021 at 09:25 AM

Data in this report are provisional and subject to change.

The numbers in the table below represent the number of Florida and non-Florida residents for whom test results were received by the Department of Health. A person can be tested by more than one laboratory and can have both positive and negative results. **Therefore, the sum of the numbers in each column will be larger than the total number of people tested.**

Reporting lab	Inconclusive	Negative	Positive	Percent positive	Total
MINUTECLINIC DIAGNOSTIC OF OHIO #5060		1			1
CVS AZ7841POCT TUCSON		1			1
NONA MEDICAL ARTS		1			1
CAMBRIDGE HEALTH ALLIANCE			1	100%	1
GIFFORD MEMORIAL HOSPITAL		1			1
NORTHWEST TEXAS HEALTHCARE SYSTEM,INC			1	100%	1
UNIVERSITY OF BALTIMORE WASHINGTON MEDICAL CENTER			1	100%	1
PARRISH MEDICAL GROUP			1	100%	1
REEVES COUNTY HOSPITAL DISTRICT			1	100%	1
ADVENTHEALTH MEDICAL GROUP SENIOR HEALTH AT			1	100%	1
CVS AZ9210POCT SCOTTSDALE		1			1
The Pines at Poughkeepsie Center for Nursing and Rehabilitation		1			1
Kroger 130 - The Little Clinic Colorado Springs		1			1
DIAGNOSTIC GROUP INTEGRATED HEALTHCARE			1	100%	1
WVU MEDICINE AT SUNCREST TOWNE CENTRE			1	100%	1
SUMMIT COUNTY PUBLIC HEALTH DEPARTMENT			1	100%	1
TLC MEDICAL			1	100%	1
Kroger 426 - The Little Clinic Suwanee		1			1
CVS CT1123POCT SOUTHBURY		1			1
HOUSTON DEPARTMENT OF HEALTH AND HUMAN SERVICES			1	100%	1
AUGUSTA HEALTH CLINICAL LABORATORY			1	100%	1
SANDALWOOD NURSING CENTER		1			1
PINELLAS CHD - CLEARWATER			1	100%	1
WEST COAST CLINICAL LABS INC			1	100%	1
SWIFTCARE URGENT CARE, PLLC			1	100%	1
MEMORIAL HERMANN HOSPITAL			1	100%	1
Avera Sr. James Care Center		1			1
UMASS MEMORIAL MEDICAL CENTER, INC		1			1
NAVARRO MEDICAL CENTERS LLC			1	100%	1
INSTANT MEDICAL CARE CENTER			1	100%	1
BLUETAIL MEDICAL GROUP, LLC			1	100%	1
Kroger 481 - The Little Clinic Houston Levee		1			1
SOUTHWOOD HEALTHCARE CENTER		1			1
UNLIMITED MEDICAL SERVICES OF FL PL DBA		1			1
BROOKDALE PALM BEACH GARDENS			1	100%	1
MINUTE CLINIC LLC #6765		1			1
DOCTORS AFTER HOURS URGENT CARE CENTER			1	100%	1
DR JAMES D FORBES FAMILY CARE CENTER			1	100%	1
<b>Total</b>	<b>76,724</b>	<b>14,407,095</b>	<b>2,146,712</b>	<b>13%</b>	<b>16,630,531</b>