

COVID-19: summary of cases and monitoring

Data through Jan 27, 2021 verified as of Jan 28, 2021 at 09:25 AM

Data in this report are provisional and subject to change.

Cases: people with positive PCR or antigen test result	
Total cases	1,687,594
Florida residents	1,656,697
Non-Florida residents	30,897
Type of testing	
Florida residents	1,656,697
Positive by BPHL/CDC	59,027
Positive by commercial/hospital lab	1,597,670
PCR positive	1,371,175
Antigen positive	285,522
Non-Florida residents	30,897
Positive by BPHL/CDC	797
Positive by commercial/hospital lab	30,100
PCR positive	22,005
Antigen positive	8,892
Characteristics	
Florida residents hospitalized	71,535
Florida resident deaths	26,035
Non-Florida resident deaths	421
Hospitalized counts include anyone who was hospitalized at some point during their illness. It does not reflect the number of people currently hospitalized.	
More information on deaths identified through death certificate data is available on the National Center for Health Statistics website at www.cdc.gov/nchs/nvss/vsrr/COVID19/index.htm .	

Cases: people with positive PCR or antigen test result	
Risk factors for Florida residents	
Traveled	13,658
Contact with a known case	621,550
Traveled and contact with a known case	18,589
Neither	1,002,900
No travel and no contact	189,520
Travel is unknown	597,120
Contact is unknown	362,794
Contact is pending	393,672
Travel can be unknown and contact can be unknown or pending for the same case, these numbers will sum to more than the "neither" total.	

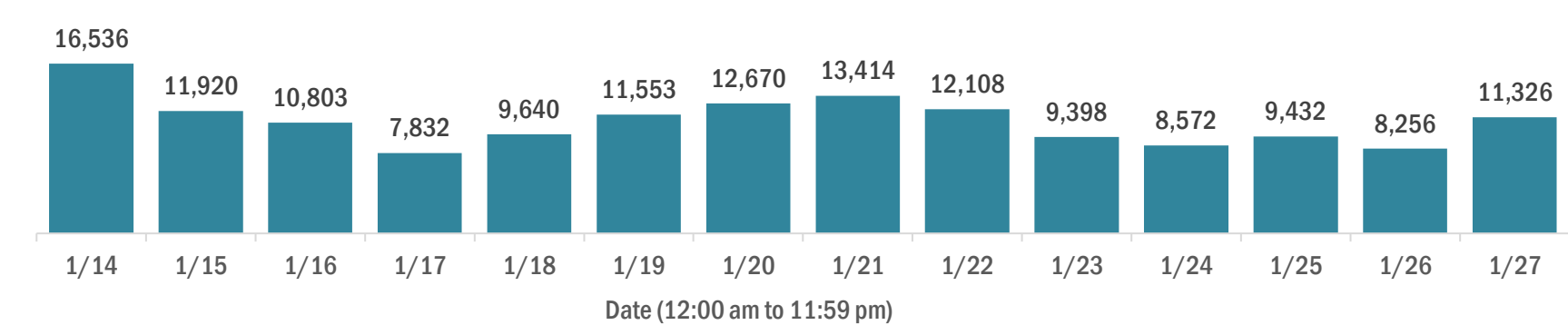
COVID-19: summary of laboratory testing

Data through Jan 27, 2021 verified as of Jan 28, 2021 at 09:25 AM

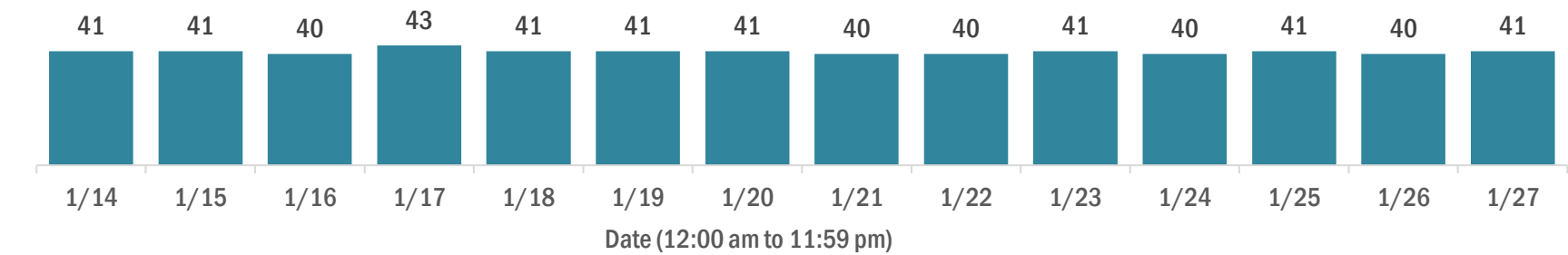
Data in this report are provisional and subject to change.

Cases in Florida residents per day for the past 2 weeks

Number of cases per day



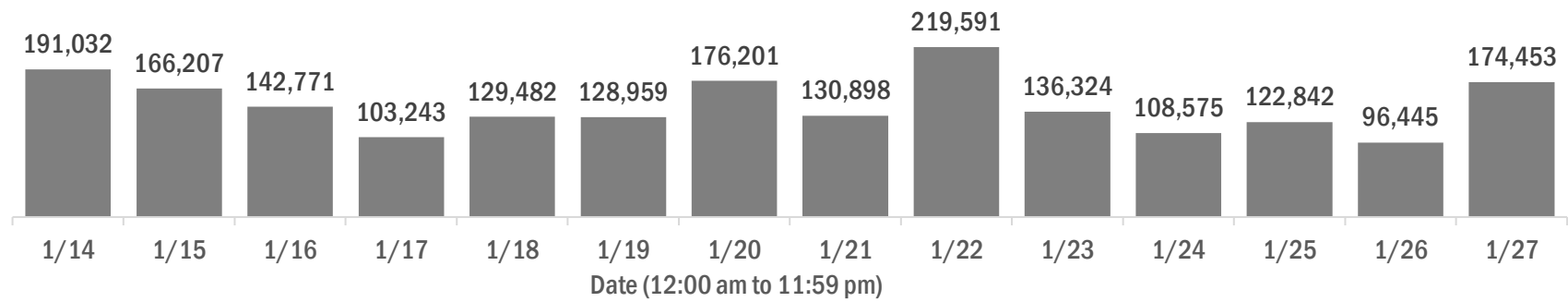
Median age of cases by day



Laboratory testing for Florida residents over the past 2 weeks

Number of Florida residents tested per day

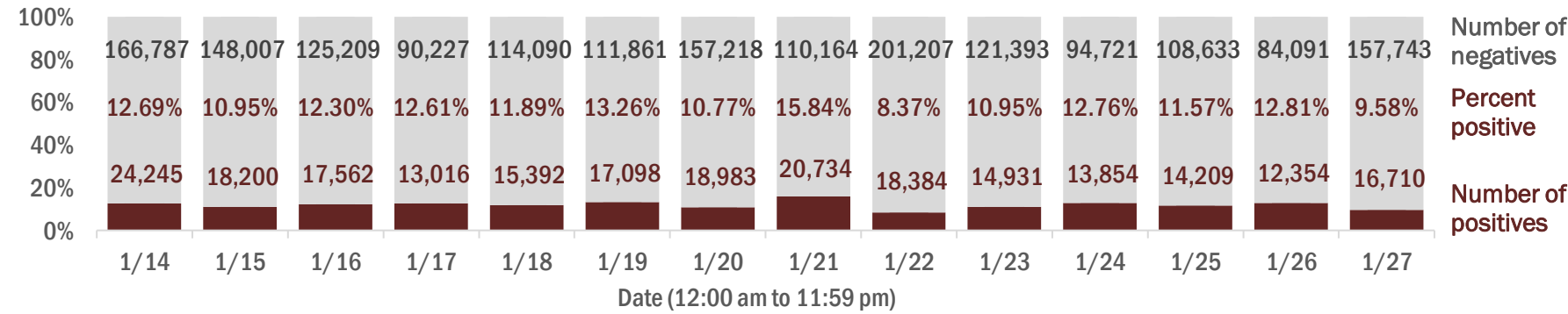
These counts include the number of people for whom the Department received PCR or antigen laboratory results by day. People tested on multiple days will be included for each day a new result was received. A person is only counted once for each day they are tested, regardless of whether multiple specimens are tested or multiple results are received.



Number and percent of Florida residents with positive test results

The percent of positive results ranged from 8.37% to 15.84% over the past 2 weeks and was 9.58% yesterday.

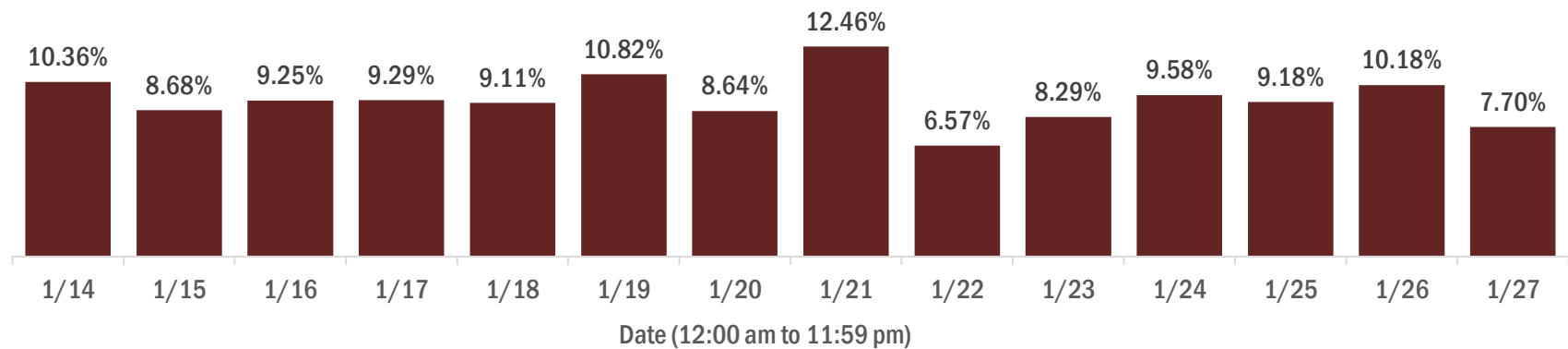
These counts include the number of people for whom the Department received PCR or antigen laboratory results by day. People tested on multiple days will be included for each day a new result was received. A person is only counted once for each day they are tested, regardless of whether multiple specimens are tested or multiple results are received. If a person has a positive specimen and a negative specimen in the same day, only the positive result is counted.



Percent positivity for new cases in Florida residents

The percent of positive results ranged from 6.57% to 12.46% over the past 2 weeks and was 7.70% yesterday.

This percent is the number of people who test PCR- or antigen-positive for the first time divided by all the people tested that day, excluding people who have previously tested positive.



COVID-19: characteristics of 1,656,697 Florida resident cases

Data through Jan 27, 2021 verified as of Jan 28, 2021 at 09:25 AM

Data in this report are provisional and subject to change.

Age group	Cases		Hospitalizations		Deaths	
0-4 years	31,459	2%	468	1%	0	0%
5-14 years	95,466	6%	432	1%	5	0%
15-24 years	254,858	15%	1,775	2%	38	0%
25-34 years	291,334	18%	3,574	5%	139	1%
35-44 years	257,120	16%	5,378	8%	392	2%
45-54 years	253,362	15%	8,252	12%	985	4%
55-64 years	218,158	13%	12,126	17%	2,803	11%
65-74 years	138,842	8%	14,809	21%	5,545	21%
75-84 years	77,527	5%	14,672	21%	7,851	30%
85+ years	37,347	2%	10,044	14%	8,277	32%
Unknown	1,224	0%	5	0%	0	0%
Total	1,656,697		71,535		26,035	

Gender	Cases	
Female	865,045	52%
Male	779,248	47%
Unknown	12,404	1%
Total	1,656,697	

Ethnicity	Cases		Hospitalizations		Deaths	
Hispanic	521,732	31%	18,492	26%	6,125	24%
Non-Hispanic	777,121	47%	49,293	69%	18,056	69%
Unknown	357,844	22%	3,750	5%	1,854	7%
Total	1,656,697		71,535		26,035	

Race and ethnicity	Cases		Hospitalizations		Deaths	
White	907,828	55%	46,225	65%	18,826	72%
Hispanic	346,886	21%	13,055	18%	4,834	19%
Non-Hispanic	491,612	30%	31,643	44%	13,084	50%
Unknown	69,330	4%	1,527	2%	908	3%
Black	216,929	13%	14,964	21%	4,252	16%
Hispanic	12,413	1%	621	1%	166	1%
Non-Hispanic	185,521	11%	14,006	20%	3,925	15%
Unknown	18,995	1%	337	0%	161	1%
Other race	240,653	15%	8,133	11%	2,093	8%
Hispanic	121,759	7%	4,351	6%	963	4%
Non-Hispanic	81,872	5%	3,401	5%	947	4%
Unknown	37,022	2%	381	1%	183	1%
Unknown race	291,287	18%	2,213	3%	864	3%
Hispanic	40,674	2%	465	1%	162	1%
Non-Hispanic	18,116	1%	243	0%	100	0%
Unknown	232,497	14%	1,505	2%	602	2%
Total	1,656,697		71,535		26,035	

Hospitalization counts include anyone who was hospitalized at some point during their illness. It does not reflect the number of people currently hospitalized. **Other race** includes any person with a race of American Indian/Alaskan native, Asian, native Hawaiian/Pacific Islander, or other.

COVID-19: deaths in Florida residents and staff of long-term care facilities

Data through Jan 27, 2021 verified as of Jan 28, 2021 at 09:25 AM

Data in this report are provisional and subject to change.

For current cases in residents or staff of long-term care facilities, please visit: <https://floridahealthcovid19.gov/>

County	Deaths		County	Deaths		County	Deaths	
Dade	942	<div></div> 10%	Martin	138	<div></div> 1%	Okeechobee	17	<div></div> 0%
Palm Beach	915	<div></div> 10%	Hernando	128	<div></div> 1%	Calhoun	14	<div></div> 0%
Pinellas	783	<div></div> 8%	Osceola	120	<div></div> 1%	Washington	13	<div></div> 0%
Broward	559	<div></div> 6%	Charlotte	111	<div></div> 1%	Gadsden	12	<div></div> 0%
Hillsborough	483	<div></div> 5%	Indian River	100	<div></div> 1%	Gulf	12	<div></div> 0%
Polk	387	<div></div> 4%	Clay	95	<div></div> 1%	Wakulla	11	<div></div> 0%
Brevard	329	<div></div> 4%	Jackson	82	<div></div> 1%	Baker	10	<div></div> 0%
Sarasota	325	<div></div> 3%	Leon	76	<div></div> 1%	Bradford	10	<div></div> 0%
Orange	317	<div></div> 3%	St. Johns	73	<div></div> 1%	Jefferson	10	<div></div> 0%
Duval	313	<div></div> 3%	Bay	71	<div></div> 1%	Holmes	9	<div></div> 0%
Lee	313	<div></div> 3%	Highlands	68	<div></div> 1%	Lafayette	8	<div></div> 0%
Volusia	236	<div></div> 3%	Santa Rosa	65	<div></div> 1%	Desoto	6	<div></div> 0%
Escambia	224	<div></div> 2%	Suwannee	56	<div></div> 1%	Flagler	5	<div></div> 0%
St. Lucie	215	<div></div> 2%	Alachua	52	<div></div> 1%	Franklin	5	<div></div> 0%
Marion	209	<div></div> 2%	Columbia	46	<div></div> 0%	Levy	4	<div></div> 0%
Seminole	203	<div></div> 2%	Sumter	38	<div></div> 0%	Monroe	3	<div></div> 0%
Pasco	185	<div></div> 2%	Nassau	30	<div></div> 0%	Taylor	3	<div></div> 0%
Collier	169	<div></div> 2%	Putnam	24	<div></div> 0%	Hardee	2	<div></div> 0%
Manatee	168	<div></div> 2%	Walton	24	<div></div> 0%	Dixie	1	<div></div> 0%
Citrus	156	<div></div> 2%	Hendry	20	<div></div> 0%	Liberty	1	<div></div> 0%
Lake	146	<div></div> 2%	Madison	19	<div></div> 0%			
Okaloosa	142	<div></div> 2%	Gilchrist	17	<div></div> 0%	Total	9,328	

Note: cases are summarized by the county of usual residence. Residents and staff may be cases associated with facilities that are not in their county of usual residence, resulting in cases being included below for counties that do not have facilities with known cases.

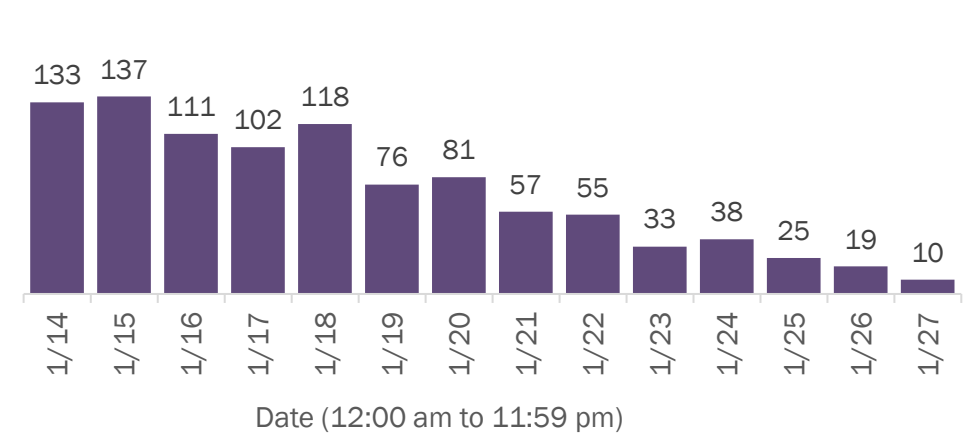
COVID-19: cases in Florida residents who have died

Data through Jan 27, 2021 verified as of Jan 28, 2021 at 09:25 AM

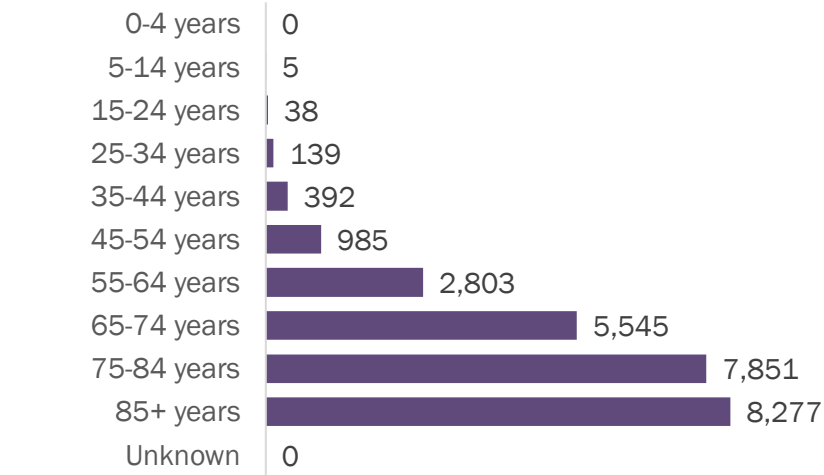
Data in this report are provisional and subject to change.

Demographics for all identified COVID-19 deaths: 26,035

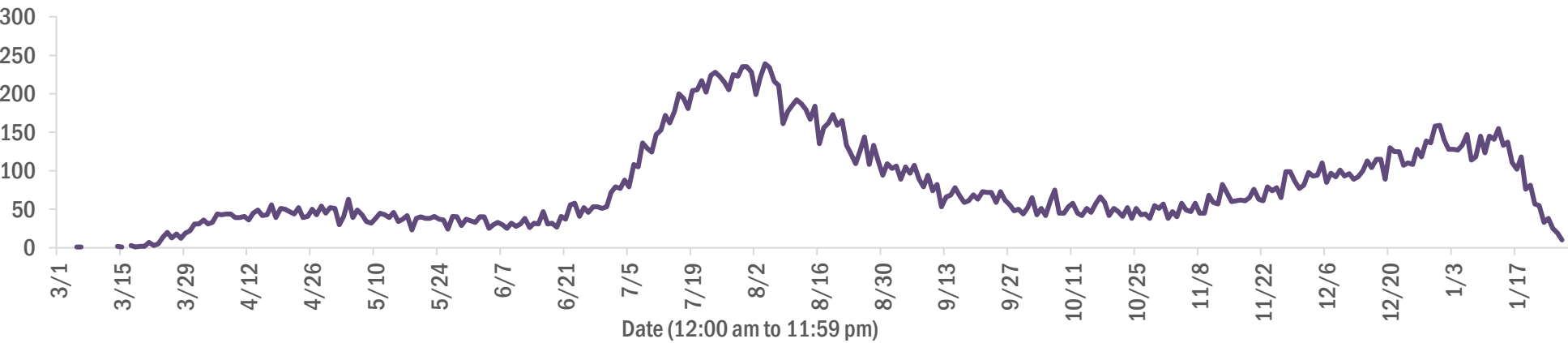
Deaths by date of death for the past 2 weeks



Deaths by age group



Deaths by date of death since March 2020



Age group	Deaths	Cases	Case fatality rate	Mortality rate per 100,000 population
0-4 years	0	31,459	0.0%	0.0
5-14 years	5	95,466	0.0%	0.2
15-24 years	38	254,858	0.0%	1.5
25-34 years	139	291,334	0.0%	4.9
35-44 years	392	257,120	0.2%	15.0
45-54 years	985	253,362	0.4%	35.3
55-64 years	2,803	218,158	1.3%	96.9
65-74 years	5,545	138,842	4.0%	228.5
75-84 years	7,851	77,527	10.1%	559.1
85+ years	8,277	37,347	22.2%	1433.2
Unknown	0	1,224	0.0%	
Total	26,035	1,656,697	1.6%	120.5

Gender	Deaths	Cases	Case fatality rate	Mortality rate per 100,000 population
Female	11,443	865,045	1.3%	103.6
Male	14,592	779,248	1.9%	138.2
Unknown	0	12,404	0.0%	
Total	26,035	1,656,697	1.6%	120.5

Race	Deaths	Cases	Case fatality rate	Mortality rate per 100,000 population
White	18,826	907,828	2.1%	112.7
Black	4,252	216,929	2.0%	116.3
Other	2,093	240,653	0.9%	168.2
Unknown	864	291,287	0.3%	
Total	26,035	1,656,697	1.6%	120.5

Ethnicity	Deaths	Cases	Case fatality rate	Mortality rate per 100,000 population
Non-Hispanic	18,056	777,121	2.3%	113.4
Hispanic	6,125	521,732	1.2%	107.9
Unknown	1,854	357,844	0.5%	
Total	26,035	1,656,697	1.6%	120.5

COVID-19: characteristics of 1,656,697 cases

Data through Jan 27, 2021 verified as of Jan 28, 2021 at 09:25 AM

Data in this report are provisional and subject to change.

Tables below include cases in Florida residents and non-Florida residents.

All 67 Florida counties have cases:

County	FL resident cases		Non-FL resident cases	Total cases	FL resident deaths	FL death rate
Dade	361,670	<div></div> 22%	4,457	366,127	4,797	1.3%
Broward	167,673	<div></div> 10%	2,018	169,691	2,069	1.2%
Palm Beach	102,968	<div></div> 6%	1,725	104,693	2,152	2.1%
Orange	99,967	<div></div> 6%	1,279	101,246	937	0.9%
Hillsborough	98,064	<div></div> 6%	836	98,900	1,285	1.3%
Duval	78,491	<div></div> 5%	1,299	79,790	894	1.1%
Pinellas	56,697	<div></div> 3%	1,428	58,125	1,276	2.3%
Lee	50,163	<div></div> 3%	1,651	51,814	781	1.6%
Polk	49,010	<div></div> 3%	338	49,348	960	2.0%
Osceola	32,445	<div></div> 2%	532	32,977	358	1.1%
Escambia	27,043	<div></div> 2%	3,152	30,195	513	1.9%
Volusia	29,477	<div></div> 2%	452	29,929	534	1.8%
Pasco	28,762	<div></div> 2%	258	29,020	519	1.8%
Brevard	28,145	<div></div> 2%	459	28,604	627	2.2%
Manatee	27,409	<div></div> 2%	515	27,924	495	1.8%
Collier	26,501	<div></div> 2%	915	27,416	402	1.5%
Leon	25,181	<div></div> 2%	806	25,987	224	0.9%
Sarasota	23,077	<div></div> 1%	1,042	24,119	615	2.7%
Marion	23,915	<div></div> 1%	97	24,012	574	2.4%
Seminole	23,571	<div></div> 1%	175	23,746	369	1.6%
Lake	21,051	<div></div> 1%	292	21,343	388	1.8%
Alachua	19,994	<div></div> 1%	233	20,227	165	0.8%
St. Lucie	19,030	<div></div> 1%	128	19,158	481	2.5%
St. Johns	17,666	<div></div> 1%	252	17,918	160	0.9%
Okaloosa	16,220	<div></div> 1%	182	16,402	283	1.7%
Bay	15,534	<div></div> 1%	633	16,167	281	1.8%
Santa Rosa	14,989	<div></div> 1%	189	15,178	209	1.4%
Clay	15,021	<div></div> 1%	35	15,056	243	1.6%
Hernando	9,683	<div></div> 1%	77	9,760	336	3.5%
Indian River	9,504	<div></div> 1%	82	9,586	224	2.4%
Charlotte	9,410	<div></div> 1%	140	9,550	291	3.1%
Martin	9,323	<div></div> 1%	170	9,493	236	2.5%
Citrus	8,432	<div></div> 1%	59	8,491	341	4.0%
Columbia	7,130	<div></div> 0%	32	7,162	138	1.9%
Sumter	6,861	<div></div> 0%	72	6,933	186	2.7%

County	FL resident cases		Non-FL resident cases	Total cases	FL resident deaths	FL death rate
Nassau	6,429	<div></div> 0%	396	6,825	84	1.3%
Highlands	6,290	<div></div> 0%	64	6,354	258	4.1%
Walton	5,597	<div></div> 0%	603	6,200	66	1.2%
Jackson	5,535	<div></div> 0%	63	5,598	133	2.4%
Putnam	5,358	<div></div> 0%	15	5,373	98	1.8%
Monroe	4,996	<div></div> 0%	266	5,262	40	0.8%
Flagler	5,082	<div></div> 0%	63	5,145	69	1.4%
Gadsden	5,017	<div></div> 0%	15	5,032	68	1.4%
Suwannee	4,778	<div></div> 0%	26	4,804	115	2.4%
Hendry	3,986	<div></div> 0%	18	4,004	55	1.4%
Desoto	3,322	<div></div> 0%	17	3,339	66	2.0%
Unknown	255	<div></div> 0%	3,072	3,327	0	0.0%
Okeechobee	3,162	<div></div> 0%	35	3,197	58	1.8%
Baker	2,981	<div></div> 0%	13	2,994	48	1.6%
Wakulla	2,902	<div></div> 0%	9	2,911	38	1.3%
Bradford	2,608	<div></div> 0%	9	2,617	38	1.5%
Hardee	2,534	<div></div> 0%	12	2,546	23	0.9%
Levy	2,503	<div></div> 0%	9	2,512	23	0.9%
Taylor	2,446	<div></div> 0%	6	2,452	34	1.4%
Washington	2,407	<div></div> 0%	21	2,428	32	1.3%
Holmes	2,016	<div></div> 0%	31	2,047	34	1.7%
Madison	1,782	<div></div> 0%	25	1,807	37	2.1%
Gulf	1,643	<div></div> 0%	20	1,663	32	1.9%
Union	1,647	<div></div> 0%	1	1,648	70	4.3%
Lafayette	1,519	<div></div> 0%	0	1,519	23	1.5%
Calhoun	1,514	<div></div> 0%	2	1,516	36	2.4%
Hamilton	1,469	<div></div> 0%	16	1,485	15	1.0%
Dixie	1,378	<div></div> 0%	3	1,381	13	0.9%
Jefferson	1,251	<div></div> 0%	22	1,273	21	1.7%
Gilchrist	1,200	<div></div> 0%	3	1,203	28	2.3%
Franklin	1,173	<div></div> 0%	29	1,202	10	0.9%
Liberty	981	<div></div> 0%	1	982	14	1.4%
Glades	859	<div></div> 0%	2	861	13	1.5%
Total	1,656,697		30,897	1,687,594	26,035	1.6%

COVID-19: characteristics of 1,656,697 Florida resident cases

Data through Jan 27, 2021 verified as of Jan 28, 2021 at 09:25 AM

Data in this report are provisional and subject to change.

The table below includes the cities and counties of residence for cases in Florida residents based on the patient's ZIP Code. Note that city is not always received as part of the initial notification and may be missing while the case is being investigated.

City and county	Cases
Miami, Dade	210,039
Orlando, Orange	74,379
Jacksonville, Duval	73,709
Tampa, Hillsborough	57,642
Hialeah, Dade	51,221
Fort Lauderdale, Broward	36,573
Hollywood, Broward	32,319
West Palm Beach, Palm Beach	25,310
Kissimmee, Osceola	25,167
Tallahassee, Leon	24,247
Pensacola, Escambia	22,374
Naples, Collier	22,269
Homestead, Dade	21,548
Saint Petersburg, Pinellas	21,028
Fort Myers, Lee	20,004
Bradenton, Manatee	18,011
Ocala, Marion	17,807
Boca Raton, Palm Beach	17,397
Lakeland, Polk	17,242
Pompano Beach, Broward	16,567
Gainesville, Alachua	15,943
Sarasota, Sarasota	14,222
Lake Worth, Palm Beach	12,607
Port Saint Lucie, St. Lucie	12,542
Cape Coral, Lee	12,511
Clearwater, Pinellas	11,202
Miami Beach, Dade	10,993
Miramar, Broward	10,924
Boynton Beach, Palm Beach	9,962
Panama City, Bay	9,863
Doral, Dade	9,613
Saint Augustine, St. Johns	9,572
Coral Springs, Broward	9,431
Miami Gardens, Dade	9,365
Melbourne, Brevard	8,409
Winter Haven, Polk	8,170
Lehigh Acres, Lee	7,926
Delray Beach, Palm Beach	7,798
Riverview, Hillsborough	7,443
Milton, Santa Rosa	7,327
Vero Beach, Indian River	7,315
Davie, Broward	7,197
New Port Richey, Pasco	6,673
Lake City, Columbia	6,551
Sunrise, Broward	6,551
Fort Pierce, St. Lucie	6,395
Palm Bay, Brevard	6,342
Saint Cloud, Osceola	6,313
Largo, Pinellas	6,247
Coral Gables, Dade	6,231
Daytona Beach, Volusia	6,192
Orange Park, Clay	6,188
Apopka, Orange	5,968
Spring Hill, Hernando	5,807
Plantation, Broward	5,657
Brandon, Hillsborough	5,647
Clermont, Lake	5,630
North Miami Beach, Dade	5,570
Davenport, Polk	5,390

COVID-19: characteristics of 1,656,697 Florida resident cases

Data through Jan 27, 2021 verified as of Jan 28, 2021 at 09:25 AM

Data in this report are provisional and subject to change.

The table below includes the cities and counties of residence for cases in Florida residents based on the patient's ZIP Code. Note that city is not always received as part of the initial notification and may be missing while the case is being investigated.

City and county	Cases
Plant City, Hillsborough	5,324
Weston, Broward	5,276
Sanford, Seminole	5,192
Jupiter, Palm Beach	5,100
Deltona, Volusia	5,064
Winter Garden, Orange	4,891
Deerfield Beach, Broward	4,842
Port Charlotte, Charlotte	4,669
Fort Walton Beach, Okaloosa	4,595
Tamarac, Broward	4,461
Stuart, Martin	4,431
Palm Coast, Flagler	4,297
Crestview, Okaloosa	4,245
Wesley Chapel, Pasco	4,182
Land O Lakes, Pasco	4,157
Miami Lakes, Dade	4,083
Palm Beach Gardens, Palm Beach	4,042
Deland, Volusia	4,034
Coconut Creek, Broward	4,007
Palmetto, Manatee	3,992
Winter Park, Orange	3,972
Palm Harbor, Pinellas	3,900
Margate, Broward	3,890
Oviedo, Seminole	3,816
Wellington, Palm Beach	3,783
Live Oak, Suwannee	3,761
Opa Locka, Dade	3,717
Altamonte Springs, Seminole	3,625
Middleburg, Clay	3,617
Venice, Sarasota	3,521
Lutz, Hillsborough	3,500
Haines City, Polk	3,462
North Port, Sarasota	3,452
Port Orange, Volusia	3,446
Punta Gorda, Charlotte	3,388
Sebring, Highlands	3,380
Brooksville, Hernando	3,379
Ocoee, Orange	3,371
Leesburg, Lake	3,365
Hallandale, Broward	3,344
Valrico, Hillsborough	3,317
Arcadia, Desoto	3,231
Saint Johns, St. Johns	3,209
The Villages, Sumter	3,197
Okeechobee, Okeechobee	3,151
Pembroke Pines, Broward	3,136
Bonita Springs, Lee	3,134
Ormond Beach, Volusia	3,064
Seminole, Pinellas	3,061
Immokalee, Collier	3,061
Navarre, Santa Rosa	3,045
Zephyrhills, Pasco	2,996
Longwood, Seminole	2,879
Windermere, Orange	2,860
Gulf Breeze, Santa Rosa	2,821
Pinellas Park, Pinellas	2,798
Cutler Ridge, Dade	2,747
Cantonment, Escambia	2,744
North Lauderdale, Broward	2,739

COVID-19: characteristics of 1,656,697 Florida resident cases

Data through Jan 27, 2021 verified as of Jan 28, 2021 at 09:25 AM

Data in this report are provisional and subject to change.

The table below includes the cities and counties of residence for cases in Florida residents based on the patient's ZIP Code. Note that city is not always received as part of the initial notification and may be missing while the case is being investigated.

City and county	Cases
Ruskin, Hillsborough	2,734
Niceville, Okaloosa	2,694
North Miami, Dade	2,687
Quincy, Gadsden	2,651
Jacksonville Beach, Duval	2,631
Key West, Monroe	2,626
Crawfordville, Wakulla	2,610
Cocoa, Brevard	2,597
Lake Worth Beach, Palm Beach	2,570
Panama City Beach, Bay	2,539
Palatka, Putnam	2,506
Casselberry, Seminole	2,451
Hudson, Pasco	2,416
Bartow, Polk	2,399
Dade City, Pasco	2,388
Green Cove Springs, Clay	2,361
Fernandina Beach, Nassau	2,324
North Fort Myers, Lee	2,323
Perry, Taylor	2,306
Port Richey, Pasco	2,299
Oakland Park, Broward	2,242
Ponte Vedra Beach, St. Johns	2,231
Marianna, Jackson	2,218
Lake Mary, Seminole	2,204
Auburndale, Polk	2,174
Kissimmee, Polk	2,154
Winter Springs, Seminole	2,143
Aventura, Dade	2,113
Clewiston, Hendry	2,106
Titusville, Brevard	2,080
Lynn Haven, Bay	2,077
Tarpon Springs, Pinellas	2,062
New Smyrna Beach, Volusia	2,055
Lake Wales, Polk	2,033
Inverness, Citrus	2,015
Merritt Island, Brevard	1,987
Fleming Island, Clay	1,953
Royal Palm Beach, Palm Beach	1,930
Eustis, Lake	1,926
Belle Glade, Palm Beach	1,911
Santa Rosa Beach, Walton	1,891
Chipley, Washington	1,879
Defuniak Springs, Walton	1,867
Estero, Lee	1,861
Wimauma, Hillsborough	1,849
Parkland, Broward	1,828
Dunedin, Pinellas	1,810
Cooper City, Broward	1,804
Loxahatchee, Palm Beach	1,797
Labelle, Hendry	1,764
Starke, Bradford	1,752
Holiday, Pasco	1,745
Key Biscayne, Dade	1,723
Sarasota, Manatee	1,697
Destin, Okaloosa	1,684
Rockledge, Brevard	1,657
Mount Dora, Lake	1,657
Avon Park, Highlands	1,641
Odessa, Hillsborough	1,632

COVID-19: characteristics of 1,656,697 Florida resident cases

Data through Jan 27, 2021 verified as of Jan 28, 2021 at 09:25 AM

Data in this report are provisional and subject to change.

The table below includes the cities and counties of residence for cases in Florida residents based on the patient's ZIP Code. Note that city is not always received as part of the initial notification and may be missing while the case is being investigated.

City and county	Cases
Mulberry, Polk	1,630
Parrish, Manatee	1,627
Palm City, Martin	1,613
Tavares, Lake	1,551
Seffner, Hillsborough	1,533
Summerfield, Marion	1,506
Riviera Beach, Palm Beach	1,502
Yulee, Nassau	1,498
Mayo, Lafayette	1,497
Wauchula, Hardee	1,481
Coconut Grove, Dade	1,472
Bonifay, Holmes	1,458
Crossings, Dade	1,451
Macclenny, Baker	1,432
Groveland, Lake	1,428
Carol City, Dade	1,422
Missing, Dade	1,393
Pinecrest, Dade	1,376
Maitland, Orange	1,375
Orange City, Volusia	1,357
Callahan, Nassau	1,350
Lithia, Hillsborough	1,319
Ponte Vedra, St. Johns	1,318
Crystal River, Citrus	1,313
Sebastian, Indian River	1,309
Lake Butler, Union	1,266
Lady Lake, Lake	1,242
Homosassa, Citrus	1,241
Biscayne Park, Dade	1,219
Pace, Santa Rosa	1,206
Dania, Broward	1,201
Madison, Madison	1,193
Atlantic Beach, Duval	1,186
Florida City, Dade	1,179
Sun City Center, Hillsborough	1,177
Indiantown, Martin	1,176
Palmetto Bay, Dade	1,175
Lake Placid, Highlands	1,167
Gibsonton, Hillsborough	1,165
Graceville, Jackson	1,157
Monticello, Jefferson	1,151
Dover, Hillsborough	1,124
Century, Escambia	1,117
Oldsmar, Pinellas	1,110
Hobe Sound, Martin	1,107
Alachua, Alachua	1,106
Apollo Beach, Hillsborough	1,096
Palm Springs, Palm Beach	1,066
Dunnellon, Marion	1,052
Edgewater, Volusia	1,032
Bellevue, Marion	1,025
El Portal, Dade	1,003
Debary, Volusia	1,001
Newberry, Alachua	998
North Palm Beach, Palm Beach	993
Havana, Gadsden	988
Lantana, Palm Beach	987
Jasper, Hamilton	977
Lecanto, Citrus	976

COVID-19: characteristics of 1,656,697 Florida resident cases

Data through Jan 27, 2021 verified as of Jan 28, 2021 at 09:25 AM

Data in this report are provisional and subject to change.

The table below includes the cities and counties of residence for cases in Florida residents based on the patient's ZIP Code. Note that city is not always received as part of the initial notification and may be missing while the case is being investigated.

City and county	Cases
Hilliard, Nassau	975
South Miami, Dade	970
Blountstown, Calhoun	967
Williston, Levy	932
Jensen Beach, Martin	894
Sanderson, Baker	890
Freeport, Walton	887
Everglades National Park, Dade	884
Safety Harbor, Pinellas	875
Beverly Hills, Citrus	870
Satellite Beach, Brevard	868
Ellenton, Manatee	864
Keystone Heights, Clay	858
Trenton, Gilchrist	852
Wewahitchka, Gulf	851
Wildwood, Sumter	828
Lauderhill, Broward	815
Coleman, Sumter	814
Moore Haven, Glades	808
Fellsmere, Indian River	804
Mary Esther, Okaloosa	801
Nokomis, Sarasota	799
Frostproof, Polk	794
Englewood, Charlotte	790
Hernando, Citrus	789
Wilton Manors, Broward	781
Fisher Island, Dade	772
Dunnellon, Citrus	768
Port Saint Joe, Gulf	766
Bristol, Liberty	764
Bushnell, Sumter	762
Cross City, Dixie	761
Key Largo, Monroe	751
Polk City, Polk	748
Medley, Dade	737
Shalimar, Okaloosa	723
Uleta, Dade	704
South Bay, Palm Beach	703
Olympia Heights, Dade	703
Pahokee, Palm Beach	699
Lauderdale Lakes, Broward	690
Marco Island, Collier	681
Coral, Dade	680
Chattahoochee, Gadsden	680
Glen Saint Mary, Baker	656
Englewood, Sarasota	647
Fort Meade, Polk	643
Cocoa Beach, Brevard	641
High Springs, Alachua	639
Crescent City, Putnam	636
Lawtey, Bradford	626
Interlachen, Putnam	625
Chiefland, Levy	618
Indialantic, Brevard	615
Bowling Green, Hardee	602
Thonotosassa, Hillsborough	602
Miramar Beach, Walton	601
Minneola, Lake	600
Spring Hill, Pasco	600

COVID-19: characteristics of 1,656,697 Florida resident cases

Data through Jan 27, 2021 verified as of Jan 28, 2021 at 09:25 AM

Data in this report are provisional and subject to change.

The table below includes the cities and counties of residence for cases in Florida residents based on the patient's ZIP Code. Note that city is not always received as part of the initial notification and may be missing while the case is being investigated.

City and county	Cases
Sorrento, Lake	598
Trinity, Pasco	588
Marathon, Monroe	583
Jacksonville, St. Johns	573
Fruitland Park, Lake	569
Old Town, Dixie	567
Southwest Ranches, Broward	567
Neptune Beach, Duval	561
Lake Alfred, Polk	554
Fort Myers Beach, Lee	542
Fort White, Columbia	528
West Melbourne, Brevard	523
Sneads, Jackson	512
Carrabelle, Franklin	512
Umatilla, Lake	505
Belle Isle, Orange	503
Bronson, Levy	501
Baker, Okaloosa	498
Clearwater Beach, Pinellas	478
Jay, Santa Rosa	472
Sweetwater, Dade	464
South Daytona, Volusia	458
Palm Beach, Palm Beach	452
Cottondale, Jackson	443
Weeki Wachee, Hernando	442
Gulfport, Pinellas	442
Hawthorne, Alachua	439
Silver Springs, Marion	437
Mascotte, Lake	433
Midway, Gadsden	422
Oakland, Orange	420
Florida State University, Leon	416
East Palatka, Putnam	415
Molino, Escambia	411
Citra, Marion	408
Rotunda West, Charlotte	408
Bunnell, Flagler	408
Zolfo Springs, Hardee	402
Altha, Calhoun	394
Oxford, Sumter	394
Centerville, Leon	390
Surfside, Dade	381
Melbourne Beach, Brevard	378
Myakka City, Manatee	373
Youngstown, Bay	373
Ocklawaha, Marion	363
Apalachicola, Franklin	363
Branford, Suwannee	362
Tavernier, Monroe	360
Cape Canaveral, Brevard	356
Flagler Beach, Flagler	355
Alva, Lee	352
Celebration, Osceola	351
Raiford, Union	351
Indian Harbour Beach, Brevard	339
Mims, Brevard	338
Archer, Alachua	338
Hastings, St. Johns	335
Dundee, Polk	324

COVID-19: characteristics of 1,656,697 Florida resident cases

Data through Jan 27, 2021 verified as of Jan 28, 2021 at 09:25 AM

Data in this report are provisional and subject to change.

The table below includes the cities and counties of residence for cases in Florida residents based on the patient's ZIP Code. Note that city is not always received as part of the initial notification and may be missing while the case is being investigated.

City and county	Cases
Haverhill, Palm Beach	321
Bal Harbour, Dade	319
Osprey, Sarasota	318
De Leon Springs, Volusia	318
Bell, Gilchrist	318
Grand Ridge, Jackson	311
Pierson, Volusia	308
Malone, Jackson	304
Eagle Lake, Polk	303
Webster, Sumter	298
Greenville, Madison	298
West Miami, Dade	294
Lake Park, Palm Beach	290
Holly Hill, Volusia	289
Jennings, Hamilton	289
Floral City, Citrus	288
Vernon, Washington	284
Ave Maria, Collier	281
Eastpoint, Franklin	281
Lehigh, Lee	280
Grand Island, Lake	280
Satsuma, Putnam	275
Tequesta, Palm Beach	273
Gotha, Orange	272
Chuluota, Seminole	272
Westville, Holmes	271
Elkton, St. Johns	266
Montverde, Lake	266
Reddick, Marion	259
Indian Rocks Beach, Pinellas	259
Melrose, Putnam	259
Greenwood, Jackson	259
Bryceville, Nassau	248
Kenneth City, Pinellas	245
Alafaya, Orange	243
Sebastian, Brevard	241
Valparaiso, Okaloosa	241
O Brien, Suwannee	237
Laurel Hill, Okaloosa	237
Winter Park, Seminole	237
Malabar, Brevard	236
Ponce De Leon, Holmes	236
San Antonio, Pasco	234
Belleair, Pinellas	225
South Pasadena, Pinellas	225
Lake Panasoffkee, Sumter	222
Fort McCoy, Marion	215
Anthony, Marion	213
Edgewood, Orange	213
Gretna, Gadsden	211
Morriston, Levy	206
Southport, Bay	205
Geneva, Seminole	205
Hosford, Liberty	202
White Springs, Hamilton	202
Sanibel, Lee	201
Kindred, Osceola	198
Wellborn, Suwannee	197
Inlet Beach, Walton	197

COVID-19: characteristics of 1,656,697 Florida resident cases

Data through Jan 27, 2021 verified as of Jan 28, 2021 at 09:25 AM

Data in this report are provisional and subject to change.

The table below includes the cities and counties of residence for cases in Florida residents based on the patient's ZIP Code. Note that city is not always received as part of the initial notification and may be missing while the case is being investigated.

City and county	Cases
Lee, Madison	196
Bay Harbor Islands, Dade	191
Fountain, Bay	188
Greenacres, Palm Beach	187
Saint James City, Lee	184
Weirsdale, Marion	183
Eglin Air Force Base, Okaloosa	182
Mcdavid, Escambia	178
Fern Park, Seminole	178
Hallandale Beach, Broward	178
The Villages, Marion	176
Mcalpin, Suwannee	174
Azalea Park, Orange	173
Longboat Key, Manatee	172
Sopchoppy, Wakulla	170
Holmes Beach, Manatee	165
University Of Central FI, Orange	162
Juno Beach, Palm Beach	161
Alford, Jackson	160
Howey-In-The-Hills, Lake	159
Islamorada, Monroe	159
Altoona, Lake	158
Lakewood Ranch, Manatee	157
Zellwood, Orange	156
Astatula, Lake	155
Micanopy, Alachua	154
Babson Park, Polk	153
Holt, Okaloosa	152
Lauderdale By The Sea, Broward	150
Caryville, Washington	148
Madeira Beach, Pinellas	148
The Villages, Lake	147
Poinciana, Polk	145
Summerland Key, Monroe	144
University Of Miami, Dade	143
Center Hill, Sumter	139
Bokeelia, Lee	139
Clair-Mel City, Hillsborough	137
Lockhart, Orange	136
Atlantis, Palm Beach	136
Bay Lake, Orange	135
Pomona Park, Putnam	135
Hiawassee, Orange	135
Lake Helen, Volusia	134
Viera, Brevard	131
Mangonia Park, Palm Beach	131
Rocky Point, Hillsborough	130
Oak Hill, Volusia	128
Odessa, Pasco	127
University Of FI, Alachua	125
Ponce Inlet, Volusia	122
Carrollwood, Hillsborough	121
Apopka, Seminole	119
Hollister, Putnam	118
Grant-Valkaria, Brevard	116
Matlacha, Lee	116
Golden Beach, Dade	115
Osteen, Volusia	113
Hypoluxo, Palm Beach	112

COVID-19: characteristics of 1,656,697 Florida resident cases

Data through Jan 27, 2021 verified as of Jan 28, 2021 at 09:25 AM

Data in this report are provisional and subject to change.

The table below includes the cities and counties of residence for cases in Florida residents based on the patient's ZIP Code. Note that city is not always received as part of the initial notification and may be missing while the case is being investigated.

City and county	Cases
Baldwin, Duval	111
San Mateo, Putnam	110
Clarksville, Calhoun	109
Cutler Bay, Dade	109
Big Pine Key, Monroe	107
Steinhatchee, Taylor	107
Sumterville, Sumter	106
Cloud Lake, Palm Beach	105
Lutz, Pasco	104
Citrus Springs, Citrus	104
Lake Hamilton, Polk	103
Placida, Charlotte	103
Hampton, Bradford	102
Kendall, Dade	101
Inglis, Levy	101
Buena Ventura Lakes, Osceola	98
Lady Lake, Sumter	98
South Fort Myers, Lee	97
Panacea, Wakulla	96
Seville, Volusia	96
Missing, Orange	95
Paisley, Lake	92
Missing, Volusia	90
Christmas, Orange	90
Dinsmore, Duval	89
Harmony, Osceola	89
Waldo, Alachua	88
Florahome, Putnam	88
Hurlburt Field, Okaloosa	88
Canal Point, Palm Beach	88
Temple Terrace, Hillsborough	87
Bascom, Jackson	86
Belleair Beach, Pinellas	86
Tierra Verde, Pinellas	86
Brooker, Bradford	86
Lamont, Jefferson	86
Callaway, Bay	84
Astor, Lake	82
Tyndall Air Force Base, Bay	82
Maitland, Seminole	79
University Of Central Florida, Orange	79
F M, Lee	77
Pinetta, Madison	77
Fruit Cove, St. Johns	77
Barefoot Bay, Brevard	76
Lighthouse Point, Broward	75
Lorida, Highlands	74
Palma Ceia, Hillsborough	73
Crystal Beach, Pinellas	72
University Of South Florida, Hillsborough	72
Avon Park, Polk	72
Cedar Key, Levy	71
Bradenton Beach, Manatee	69
Eatonville, Orange	68
Ochopee, Collier	68
Campbellton, Jackson	67
Ocean Ridge, Palm Beach	66
Fort Denaud, Hendry	66
Kathleen, Polk	66

COVID-19: characteristics of 1,656,697 Florida resident cases

Data through Jan 27, 2021 verified as of Jan 28, 2021 at 09:25 AM

Data in this report are provisional and subject to change.

The table below includes the cities and counties of residence for cases in Florida residents based on the patient's ZIP Code. Note that city is not always received as part of the initial notification and may be missing while the case is being investigated.

City and county	Cases
Patrick Air Force Base, Brevard	66
Welaka, Putnam	65
Barry University, Dade	65
Dania Beach, Broward	64
Air Mail Facility, Dade	63
Stock Island, Monroe	62
Sunny Isles Beach, Dade	61
West Park, Broward	60
Boca Grande, Lee	60
Saint Pete Beach, Pinellas	60
Greensboro, Gadsden	60
North Venice, Sarasota	59
Yalaha, Lake	59
City Of Sunrise, Broward	58
Orlando, Seminole	58
Princeton, Dade	58
Bonita Beach, Lee	58
Florida Gulf Coast Univ, Lee	55
Missing, Lee	55
Georgetown, Putnam	54
Missing, St. Johns	54
Destin, Walton	52
Orlando, Dade	51
Reunion, Osceola	51
Bellview, Escambia	49
North Redington Beach, Pinellas	48
Treasure Island, Pinellas	48
Northdale, Hillsborough	48
Heathrow, Seminole	47
Walnut Hill, Escambia	47
Ona, Hardee	47
Anna Maria, Manatee	47
Mexico Beach, Bay	47
Felda, Hendry	47
Singer Island, Palm Beach	46
Cudjoe Key, Monroe	46
Micco, Brevard	46
Lake Suzy, Desoto	46
Saint Leo, Pasco	45
Aloma, Orange	45
Palm Beach Shores, Palm Beach	45
Missing, Santa Rosa	45
Orlando, Osceola	44
Cinco Bayou, Okaloosa	42
Town N Country, Hillsborough	42
Miami Springs, Dade	42
Sewalls Point, Martin	41
Highland City, Polk	41
Miromar Lakes, Lee	40
University Of Tampa, Hillsborough	40
Enterprise, Volusia	40
Okahumpka, Lake	40
Duette, Manatee	39
Intercession City, Osceola	39
Salt Springs, Marion	39
Saint Johns, Duval	39
Terra Ceia, Manatee	39
Village Of Wellington, Palm Beach	38
Missing, Marion	38

COVID-19: characteristics of 1,656,697 Florida resident cases

Data through Jan 27, 2021 verified as of Jan 28, 2021 at 09:25 AM

Data in this report are provisional and subject to change.

The table below includes the cities and counties of residence for cases in Florida residents based on the patient's ZIP Code. Note that city is not always received as part of the initial notification and may be missing while the case is being investigated.

City and county	Cases
Orlando, Broward	38
Manalapan, Palm Beach	38
Ponte Vedra, Duval	37
Waverly, Polk	37
Gulf Breeze, Escambia	37
Orlando, Volusia	37
Orlando, Polk	37
Eaton Park, Polk	37
Ebro, Washington	36
Florence Villa, Polk	35
Flemington, Marion	34
Miami, Unknown	34
Key Colony Beach, Monroe	34
Naranja, Dade	33
Kenansville, Osceola	33
Highland Beach, Palm Beach	33
Green Acres, Palm Beach	33
Palm Shores, Brevard	32
Bayonet Point, Pasco	32
Dowling Park, Suwannee	31
Village Wellington, Palm Beach	31
Pasadena, Pinellas	31
Bagdad, Santa Rosa	31
Missing, Duval	31
Hialeah Gardens, Dade	30
Florida International Univ, Dade	30
Lulu, Columbia	30
Lacoochee, Pasco	29
Orlando, Hillsborough	29
Missing, Pasco	29
Florida A And M University, Leon	29
Bonita Springs, Collier	29
Bay Pines, Pinellas	29
Tice, Lee	29
Jupiter, Martin	28
Hallandale Beach, Broward	28
Miami Shores, Dade	27
Pensacola Beach, Santa Rosa	27
Penney Farms, Clay	26
Florida State, Leon	26
Caryville, Holmes	26
Homeland, Polk	26
Cortez, Manatee	26
Univ Of FI Student Dorms, Alachua	26
Nocatee, Desoto	26
Eloise, Polk	25
Poinciana, Osceola	25
Stetson University, Volusia	25
South Palm Beach, Palm Beach	25
Missing, Palm Beach	25
Kinard, Calhoun	25
Horseshoe Beach, Dixie	25
South Miami Heights, Dade	25
Chokoloskee, Collier	25
Labelle, Glades	24
North Bay Village, Dade	24
Santa Fe, Alachua	24
Mcintosh, Marion	24
Earleton, Alachua	24

COVID-19: characteristics of 1,656,697 Florida resident cases

Data through Jan 27, 2021 verified as of Jan 28, 2021 at 09:25 AM

Data in this report are provisional and subject to change.

The table below includes the cities and counties of residence for cases in Florida residents based on the patient's ZIP Code. Note that city is not always received as part of the initial notification and may be missing while the case is being investigated.

City and county	Cases
Homosassa Springs, Citrus	24
Missing, Escambia	23
Siesta Key, Sarasota	23
Tangerine, Orange	23
City Of Westlake, Palm Beach	23
Lealman, Pinellas	23
Long Key, Monroe	22
Bostwick, Putnam	22
Florida Dept Of Corrections, Union	22
Goulds, Dade	22
Tioga, Alachua	22
Missing, Lake	22
Indian Lake Estates, Polk	22
Bonaventure, Broward	21
Lakeshore, Polk	21
Venus, Highlands	21
New Smyrna, Volusia	21
Perdido Key, Escambia	21
Westchase, Hillsborough	21
Missing, Hillsborough	21
Palmdale, Glades	21
Bayshore Gardens, Manatee	21
Sparr, Marion	21
Missing, St. Lucie	21
Bradley, Polk	21
La Crosse, Alachua	21
Ridge Manor, Pasco	20
Little Torch Key, Monroe	20
Sydney, Hillsborough	20
Wausau, Washington	20
Yankeetown, Levy	20
Bonifay, Washington	20
Balm, Hillsborough	20
Missing, Monroe	20
Fort Lauderdale, Dade	20
Sun City, Hillsborough	19
Saint Marks, Wakulla	19
Crystal Springs, Pasco	19
Hawthorne, Putnam	19
Mango, Hillsborough	18
Pine Hills, Orange	18
Everglades City, Collier	18
Alturas, Polk	18
Orlando, Palm Beach	18
Paxton, Walton	18
Orange Lake, Marion	18
Branford, Lafayette	18
Pine Castle, Orange	18
Sugarloaf Key, Monroe	18
Babcock Ranch, Lee	18
Mexico Beach, Gulf	18
Miami, Broward	17
Florida International University, Dade	17
Wabasso, Indian River	17
Loughman, Polk	17
Citrus Ridge, Indian River	17
Parker, Bay	17
Graceville, Holmes	17
Candler, Marion	17

COVID-19: characteristics of 1,656,697 Florida resident cases

Data through Jan 27, 2021 verified as of Jan 28, 2021 at 09:25 AM

Data in this report are provisional and subject to change.

The table below includes the cities and counties of residence for cases in Florida residents based on the patient's ZIP Code. Note that city is not always received as part of the initial notification and may be missing while the case is being investigated.

City and county	Cases
Lowell, Marion	17
Laud-By-The-Sea, Broward	16
Jensen Beach, St. Lucie	16
Pembroke Park, Broward	16
West Panama City Beach, Bay	16
Champions Gate, Polk	16
Nalcrest, Polk	16
Maxville, Duval	16
Goodland, Collier	16
Indian River Shores, Indian River	16
Gulf Stream, Palm Beach	15
Fort Ogden, Desoto	15
Orlando, Pinellas	15
Plymouth, Orange	15
Westlake, Palm Beach	14
Murdock, Charlotte	14
Lake City, Suwannee	14
Forest City, Orange	14
Davenport, Osceola	14
Winter Garden, Lake	14
Golden Oak, Orange	14
Mount Dora, Orange	14
Village Of Palmetto Bay, Dade	14
Webster, Hernando	14
Gulf Hammock, Levy	14
Hernando Beach, Hernando	14
White Springs, Columbia	14
Tallevast, Manatee	13
Union Park, Orange	13
Suwannee, Dixie	13
Orlando, Lake	13
Wewahitchka, Calhoun	13
Missing, Pinellas	13
Orlando, Brevard	13
Otter Creek, Levy	13
Woodville, Leon	13
Saint George Island, Franklin	12
Fort Charlotte, Charlotte	12
Daytona Beach Shores, Volusia	12
Missing, Collier	12
Archer, Levy	12
Kissimmee, Orange	12
Lake Buena Vista, Orange	12
Hollywood, Dade	12
Buckingham, Lee	12
Nichols, Polk	12
Graham, Bradford	12
Lakewood Ranch, Sarasota	12
Gonzalez, Escambia	12
Pensacola Beach, Escambia	12
High Springs, Gilchrist	12
Hutchinson Island, St. Lucie	12
Copeland, Collier	11
Kingsley Lake, Bradford	11
Shady Hills, Pasco	11
Braden River, Manatee	11
Mount Plymouth, Lake	11
Holder, Citrus	11
Wahneta, Polk	11

COVID-19: characteristics of 1,656,697 Florida resident cases

Data through Jan 27, 2021 verified as of Jan 28, 2021 at 09:25 AM

Data in this report are provisional and subject to change.

The table below includes the cities and counties of residence for cases in Florida residents based on the patient's ZIP Code. Note that city is not always received as part of the initial notification and may be missing while the case is being investigated.

City and county	Cases
Orlando, Leon	11
Laurel Hill, Walton	11
Durant, Hillsborough	11
Jacksonville, Unknown	11
Johns Pass Village, Pinellas	11
Watersound, Walton	11
Brooksville, Pasco	11
Lake Monroe, Seminole	11
Ramrod Key, Monroe	11
Saint Lucie West, St. Lucie	11
Trenton, Levy	11
Redington Shores, Pinellas	11
Unknown, Dade	11
Long Boat Key, Manatee	11
Telogia, Liberty	10
Trilby, Pasco	10
Choctaw Beach, Okaloosa	10
Leisure City, Dade	10
Orlando, Duval	10
Roseland, Indian River	10
Missing, Manatee	10
Missing, Seminole	10
Greenville, Taylor	10
Hillsboro Beach, Broward	10
Passport, Unknown	10
Steinhatchee, Dixie	10
Missing, Nassau	10
Rosemary Beach, Walton	10
Los Angeles, Dade	9
Lloyd, Jefferson	9
Lamont, Madison	9
Cypress, Jackson	9
Rubonia, Manatee	9
Indian Creek Village, Dade	9
Seacrest, Walton	9
Fanning Springs, Gilchrist	9
Perrine, Dade	9
West Delray Beach, Palm Beach	9
Dade City, Hernando	9
Briny Breezes, Palm Beach	9
Belleair Bluffs, Pinellas	9
Lake Como, Putnam	9
University Park, Manatee	9
Beverly Beach, Flagler	9
Cottdale, Washington	9
Sea Ranch Lakes, Broward	9
Palma Sola, Manatee	9
Missing, Brevard	9
Goldenrod, Seminole	8
Jerome, Collier	8
Hialeah, Unknown	8
Ponce De Leon, Walton	8
Wekiva Springs, Seminole	8
Seybold, Dade	8
Cross Creek, Alachua	8
Ferndale, Lake	8
Citrus Hills, Citrus	8
Elfers, Pasco	8
Missing, Unknown	8

COVID-19: characteristics of 1,656,697 Florida resident cases

Data through Jan 27, 2021 verified as of Jan 28, 2021 at 09:25 AM

Data in this report are provisional and subject to change.

The table below includes the cities and counties of residence for cases in Florida residents based on the patient's ZIP Code. Note that city is not always received as part of the initial notification and may be missing while the case is being investigated.

City and county	Cases
Salem, Taylor	8
Virginia Gardens, Dade	8
Naples, Lee	8
Florida State Univ Admin, Leon	8
Forest City, Seminole	8
Ozona, Pinellas	8
Keystone Heights, Bradford	7
Orlando, Pasco	7
University Of Central Fl, Hillsborough	7
Orange Springs, Marion	7
Evinston, Alachua	7
Basinger, Okeechobee	7
Grant Valkaria, Brevard	7
Port Saint John, Brevard	7
Eau Gallie, Brevard	7
Captiva, Lee	7
Niceville, Walton	7
Orlando, Alachua	7
Palm City, St. Lucie	7
Aripeka, Pasco	7
Maitland, Volusia	7
Missing, Indian River	7
Pine Ridge, Citrus	7
Switzerland, St. Johns	7
Redington Beach, Pinellas	7
Innovation, Pasco	7
Deer Island, Lake	7
East Lake, Marion	7
Wildlight, Nassau	7
Labelle, Lee	6
Missing, Walton	6
Alys Beach, Bay	6
Gibsonia, Polk	6
Maitland, Hillsborough	6
Winderemere, Orange	6
Winter Park, Polk	6
Sunny Hills, Washington	6
Orlando, Flagler	6
Orlando, Marion	6
Grandin, Putnam	6
Punta Gorda, Lee	6
Quail Heights, Dade	6
River Ranch, Polk	6
Saint Augustine Beach, St. Johns	6
Missing, Broward	6
Indian Shores, Pinellas	6
Fairfield, Marion	6
Orange Park, Duval	6
Mayport Naval Station, Duval	6
Lake Butler, Bradford	6
Fernandina, Nassau	6
Missing, Putnam	6
Maitland, Osceola	6
Umatilla, Marion	6
Morriston, Marion	6
Missing, Citrus	6
Duck Key, Monroe	6
Miccosukee, Leon	6
Orchid, Indian River	6

COVID-19: characteristics of 1,656,697 Florida resident cases

Data through Jan 27, 2021 verified as of Jan 28, 2021 at 09:25 AM

Data in this report are provisional and subject to change.

The table below includes the cities and counties of residence for cases in Florida residents based on the patient's ZIP Code. Note that city is not always received as part of the initial notification and may be missing while the case is being investigated.

City and county	Cases
Ybor City, Hillsborough	5
Haines Creek, Lake	5
Fort Lauderdale, Palm Beach	5
Babcock Ranch, Charlotte	5
Longboat Key, Sarasota	5
Psl, Unknown	5
N/A, Unknown	5
Inglis, Citrus	5
Ocoee, Lake	5
Okeechobee, Martin	5
Orlando, Manatee	5
Missing, Bay	5
Nobleton, Hernando	5
Fort Lauderdale, Lee	5
University Of Central Fl, Martin	5
Missing, Okaloosa	5
Stuart, St. Lucie	5
Putnam Hall, Putnam	5
Pass, Unknown	5
Valkaria, Brevard	5
Holt, Santa Rosa	5
Missing, Leon	5
White City, Gulf	5
Worthington Springs, Union	5
Westchester, Dade	5
Port Salerno, Martin	5
Grove City, Charlotte	5
Hialeah, Broward	5
Barberville, Volusia	5
Ebro, Bay	5
Eglin, Okaloosa	5
Scottsmoor, Brevard	5
Missing, Clay	4
Missing, Taylor	4
Glen Ridge, Palm Beach	4
Coco River, Collier	4
Melrose, Bradford	4
Mid Florida, Seminole	4
Ocean Breeze, Martin	4
Shady Grove, Taylor	4
Milton, Escambia	4
Mayport, Duval	4
Inlet Beach, Bay	4
West Bradenton, Manatee	4
Port Charlotte, Unknown	4
Okeechobee, Glades	4
Missing, Polk	4
Miami, Palm Beach	4
Live Oak, Madison	4
Loxahatchee Groves, Palm Beach	4
Deerfield Beach, Palm Beach	4
Saint Augustine, Duval	4
Sandestin, Walton	4
Point Washington, Walton	4
Williston, Marion	4
El Jobean, Charlotte	4
Bella Collina, Lake	4
Anastasia Island, St. Johns	4
Hinsdale, Manatee	4

COVID-19: characteristics of 1,656,697 Florida resident cases

Data through Jan 27, 2021 verified as of Jan 28, 2021 at 09:25 AM

Data in this report are provisional and subject to change.

The table below includes the cities and counties of residence for cases in Florida residents based on the patient's ZIP Code. Note that city is not always received as part of the initial notification and may be missing while the case is being investigated.

City and county	Cases
Oneco, Manatee	4
Wakulla Springs, Wakulla	4
International Service Center, Dade	4
Day, Lafayette	4
Orlando, Lee	4
San Carlos Park, Lee	4
Jacksonville Naval Air Station, Duval	4
Miramar, Dade	4
Miami Gardens, Unknown	4
Newberry, Gilchrist	4
Okeechobee, Osceola	4
Bayou George, Bay	4
Branford, Gilchrist	4
Clewiston, Palm Beach	4
Glenwood, Volusia	4
Clarcona, Orange	4
Pensacola, Unknown	4
Sugarloaf, Monroe	3
Westville, Walton	3
Boca Raton, Broward	3
Ft Pierce, St. Lucie	3
Milligan, Okaloosa	3
Lamont, Taylor	3
Coraopolis, Citrus	3
Conch Key, Monroe	3
Chicago, Lee	3
Cape Haze, Charlotte	3
Bristol, Calhoun	3
Boynton Beach, Broward	3
North Fort Myers, Charlotte	3
Jacksonville, Alachua	3
Kissimmee, Unknown	3
Sorrento, Orange	3
Cypress Gardens, Polk	3
Crestview, Walton	3
Fernandina Beach, Duval	3
Fpo, Duval	3
Bowling Green, Polk	3
Cape San Blas, Gulf	3
Apopka, Lake	3
Indian Rock Beach, Pinellas	3
Hollywood, Unknown	3
Monticello, Madison	3
Missing, Martin	3
Vernon, Bay	3
Mayport Naval Housing, Duval	3
Pompano Beach, Palm Beach	3
Samoset, Manatee	3
San Fernando, Unknown	3
Jonesville, Alachua	3
Julington Creek, St. Johns	3
Jupiter Island, Martin	3
Ocean Reef Club, Monroe	3
Mims, Volusia	3
Miami Beach, Unknown	3
Alford, Washington	3
Altamonte Springs, Orange	3
Alys Beach, Walton	3
East Rockland Key, Monroe	3

COVID-19: characteristics of 1,656,697 Florida resident cases

Data through Jan 27, 2021 verified as of Jan 28, 2021 at 09:25 AM

Data in this report are provisional and subject to change.

The table below includes the cities and counties of residence for cases in Florida residents based on the patient's ZIP Code. Note that city is not always received as part of the initial notification and may be missing while the case is being investigated.

City and county	Cases
Vero Beach, St. Lucie	3
Seacrest, Bay	3
Hallandale Beach, Unknown	3
Blountstown, Liberty	3
Lakeland, Hillsborough	3
Lake City, Duval	3
Immokalee, Lee	3
Lynbrook, Broward	3
Miami Gardens, Broward	3
Orlando, Unknown	3
Port Saint Lucie, Martin	3
Palm Coast, Volusia	3
Saint Augusaintine Beach, St. Johns	3
Wildwood, Marion	3
Village Of Golf, Palm Beach	3
Jacksonville, Clay	3
Laurel, Sarasota	3
Ludlam, Dade	3
Clermont, Orange	3
Deland, Lake	3
Fort Myers, Collier	3
Pineland, Lee	3
Tampa Palms, Hillsborough	3
Tampa, Pinellas	3
Winter Garden, Seminole	3
Pass, Dade	3
Margate, Unknown	3
Los Angeles, Broward	3
Highland Park, Polk	3
Brewton, Escambia	3
Apopka, Broward	3
Orem, Palm Beach	3
Missing, Sarasota	3
Lanark Village, Franklin	3
Maitland, Polk	3
Pp, Dade	3
Pp, Unknown	3
Woodside, Broward	3
Provo, Broward	2
Portland, Unknown	2
Pensacola, Santa Rosa	2
Wimauma, Manatee	2
University Of Central Florida, Palm Beach	2
University Of Central Florida, Pinellas	2
Sumatra, Liberty	2
Maitland, Lake	2
Lake Harbor, Palm Beach	2
Moore Haven, Hendry	2
Naples, Broward	2
Cassadaga, Volusia	2
Hialeah Lakes, Dade	2
Dunnellon, Levy	2
Fort Walton Beach, Walton	2
Jacksonville, Dade	2
Madison, Unknown	2
Lake Worth, Broward	2
Maitland, Pasco	2
Florida Power & Light Co, Dade	2
Amelia City, Nassau	2

COVID-19: characteristics of 1,656,697 Florida resident cases

Data through Jan 27, 2021 verified as of Jan 28, 2021 at 09:25 AM

Data in this report are provisional and subject to change.

The table below includes the cities and counties of residence for cases in Florida residents based on the patient's ZIP Code. Note that city is not always received as part of the initial notification and may be missing while the case is being investigated.

City and county	Cases
Alligator Point, Wakulla	2
Chipley, Jackson	2
Bruce, Holmes	2
Orlando, Okaloosa	2
University Of Central Florida, Broward	2
Vero Beach, Brevard	2
West Palm Beach, Dade	2
Tarpon Springs, Pasco	2
Orlando, Charlotte	2
Orlando, Santa Rosa	2
Oklawaha, Marion	2
Olustee, Baker	2
Winter Park, Leon	2
Fort Pierce, Martin	2
Doctors Inlet, Clay	2
Clermont, Polk	2
Bronx, Seminole	2
Bonifay, Jackson	2
Bonnie, Sarasota	2
Lecanto, Marion	2
Maitland, Leon	2
Missing, Hernando	2
Greenville, Jefferson	2
Upper Key Largo, Monroe	2
University Of Central Florida, Brevard	2
West Villages, Sarasota	2
Zellwood, Lake	2
Windermere, Seminole	2
Seven Springs, Pasco	2
Saint Petersburg, Hillsborough	2
Miami, Orange	2
Mount Pleasant, Gadsden	2
None, Dade	2
Navarre, Okaloosa	2
Lake Geneva, Clay	2
Lawtey, Union	2
Lutz, Pinellas	2
Los Angeles, Okaloosa	2
Blountstown, Jackson	2
Alligator Point, Franklin	2
Coconut Creek, Unknown	2
Fort Myers, Unknown	2
Crawfordville, Leon	2
Eatonville, Lake	2
Fort Lauderdale, Unknown	2
Union, Manatee	2
Venice, Dade	2
University Of Central Fl, Seminole	2
Sand Lake, Orange	2
Port St. Lucie, St. Lucie	2
Windermere, Hillsborough	2
Winter Park, Volusia	2
Winter Springs, Orange	2
Eatonville, Polk	2
High Springs, Columbia	2
Miami, Martin	2
Miramar, Unknown	2
Okeechobee, Highlands	2
Orlando, Escambia	2

COVID-19: characteristics of 1,656,697 Florida resident cases

Data through Jan 27, 2021 verified as of Jan 28, 2021 at 09:25 AM

Data in this report are provisional and subject to change.

The table below includes the cities and counties of residence for cases in Florida residents based on the patient's ZIP Code. Note that city is not always received as part of the initial notification and may be missing while the case is being investigated.

City and county	Cases
New Port Richey, Hillsborough	2
Labelle, Collier	2
Jena, Taylor	2
Lauderhill, Unknown	2
Long Beach, Orange	2
Longwood, Unknown	2
Seguin, Unknown	2
Sunrise, Unknown	2
Tampa, Broward	2
Port Canaveral, Brevard	2
Plantation Key, Monroe	2
Orlando, St. Lucie	2
Oakland Park, Unknown	2
Weirsdale, Lake	2
Marysville, Dade	2
Green Cove Springs, Duval	2
Island Grove, Alachua	2
Claysville, Hernando	2
Cibolo, Orange	2
Cross Key, Monroe	2
Crescent Beach, Sarasota	2
Dade City, Unknown	2
Defuniak Springs, Okaloosa	2
Summerfield, Unknown	2
Tampa, Hernando	2
Vero Beach, Unknown	2
Wauchula, Desoto	2
Sharpes, Brevard	2
Saint Lucie Village, St. Lucie	2
Sebring, Desoto	2
Pompano Beach, Unknown	2
Panama City, Unknown	2
Yeehaw, Okeechobee	2
Jacksonville Naval Hospital, Duval	2
Jacksonville, Nassau	2
Longview, Dade	2
Hosford, Calhoun	2
Melrose, Clay	2
Mesa, Unknown	2
Noma, Holmes	2
Ormond Beach, Flagler	2
000000, Unknown	2
Land O Lakes, Hillsborough	2
Lakeland, Unknown	2
Lady Lake, Marion	2
Fort Lauderdale, Alachua	2
Doral, Unknown	2
Homeless, Hillsborough	2
Brooklyn, Broward	2
Cross City, Taylor	2
Carl Fisher, Dade	2
Windermere, Lake	2
Saint Marys, Nassau	2
Wacissa, Jefferson	2
Port Saint Lucie, Palm Beach	2
Orlo Vista, Orange	2
Other, Dade	1
Palmetto Bay, Palm Beach	1
Palmetto, Pasco	1

COVID-19: characteristics of 1,656,697 Florida resident cases

Data through Jan 27, 2021 verified as of Jan 28, 2021 at 09:25 AM

Data in this report are provisional and subject to change.

The table below includes the cities and counties of residence for cases in Florida residents based on the patient's ZIP Code. Note that city is not always received as part of the initial notification and may be missing while the case is being investigated.

City and county	Cases
Pass-A-Grille Beach, Pinellas	1
Pembroke Lakes, Broward	1
Prattville, Hillsborough	1
Prestonsburg, Bay	1
Quincy, Jackson	1
Rapid City, Broward	1
Red Bay, Holmes	1
Piasa, Putnam	1
Russellville, Bay	1
Saint Cloud, Palm Beach	1
Waipahu, Santa Rosa	1
Ward, Polk	1
Wellborn, Columbia	1
Sunbright, Palm Beach	1
Venetian Islands, Dade	1
Syracuse, Polk	1
Tallahassee, Dade	1
Tamarac, Dade	1
Tampa, Unknown	1
Tavares, Orange	1
Tequesta, Martin	1
Topsham, Manatee	1
Town Of Nocatee, St. Johns	1
Unkn, Duval	1
Saint Joseph, Volusia	1
San Antonio, Orange	1
Seminole, Leon	1
Suitland, Volusia	1
Shirley, Flagler	1
Winter Garden, Duval	1
Woodbine, Nassau	1
Yulee, St. Johns	1
West Aplm Beach, Palm Beach	1
West Yarmouth, St. Lucie	1
Carmel, Orange	1
Cedar Springs, Hernando	1
Chicago, Unknown	1
Coconut Ck, Unknown	1
Dallas, Hernando	1
Deltona, Seminole	1
Dearborn, Broward	1
Deer Park, Dade	1
Deerfield Beach, Unknown	1
Deland, Seminole	1
Brooklyn, Dade	1
Brooklyn, Lee	1
Caracas, Dade	1
Boston, Broward	1
Apopka, Clay	1
Asheville, Highlands	1
Astoria, Broward	1
Bartow, Hardee	1
Bay Harbor Islands, Unknown	1
Bel Air, Collier	1
Alachua, Duval	1
Alpharetta, Broward	1
Homeless, Monroe	1
Homeless, Pinellas	1
Hoclywsod, Dade	1

COVID-19: characteristics of 1,656,697 Florida resident cases

Data through Jan 27, 2021 verified as of Jan 28, 2021 at 09:25 AM

Data in this report are provisional and subject to change.

The table below includes the cities and counties of residence for cases in Florida residents based on the patient's ZIP Code. Note that city is not always received as part of the initial notification and may be missing while the case is being investigated.

City and county	Cases
Hernando, Marion	1
Hialeah, Collier	1
Gotcha, Orange	1
Greensburg, Palm Beach	1
Helen, Bay	1
Hallandale, Unknown	1
Downingtown, Hillsborough	1
Dpo, Santa Rosa	1
Fisher Island, Unknown	1
Fort Lauderdale, Leon	1
Fort Pierce, Palm Beach	1
Fort White, Clay	1
Garden City, Alachua	1
Gaylord, Orange	1
Lake Butler, Alachua	1
Knoxville, Bay	1
Kingsland, Nassau	1
Keys West, Unknown	1
Lakewood Ranch, Unknown	1
Ldhl, Broward	1
Las Vegas, Palm Beach	1
Key West, Duval	1
Indian Rocks Beach, Duval	1
Inglewood, Sarasota	1
Inwood, Broward	1
Irvine, Marion	1
Istachatta, Hernando	1
Jefferson, Dade	1
Jonesboro, Leon	1
Jupiter, Dade	1
Jupiter, St. Lucie	1
Kenilworth, Leon	1
Milford, Lee	1
Micanopy, Marion	1
Mckinney, Broward	1
Miamc, Dade	1
Longwood, Volusia	1
Little Neck, Lee	1
Missing, Okeechobee	1
Monroe Township, Palm Beach	1
Moore Haven, Okeechobee	1
Morrisville, Unknown	1
New Middletown, Hillsborough	1
Newberry, Marion	1
North Palm Beach, Orange	1
Northport, Sarasota	1
Oakland, Lee	1
Alva, Escambia	1
Arcadia, Highlands	1
Baker, Santa Rosa	1
Armstrong, St. Johns	1
Atl, Brevard	1
Belleville, Palm Beach	1
Belmont, Santa Rosa	1
Blountstown, Broward	1
Brandon, Pinellas	1
Bonita, Lee	1
Bocaraten, Palm Beach	1
Bronson, Alachua	1

COVID-19: characteristics of 1,656,697 Florida resident cases

Data through Jan 27, 2021 verified as of Jan 28, 2021 at 09:25 AM

Data in this report are provisional and subject to change.

The table below includes the cities and counties of residence for cases in Florida residents based on the patient's ZIP Code. Note that city is not always received as part of the initial notification and may be missing while the case is being investigated.

City and county	Cases
Brooker, Alachua	1
Cincinnati, Dade	1
Champions Gate, Osceola	1
Dfafs, Okaloosa	1
Davie, Unknown	1
Dayton, Orange	1
Gainesville, Okaloosa	1
Floral, Okaloosa	1
Edgewood, Broward	1
Elkton, Putnam	1
Paducah, Manatee	1
Orlando, Jackson	1
North Laud, Unknown	1
Ocoee, Unknown	1
Oldsra, Manatee	1
Middletown, Osceola	1
Marina Del Rey, Broward	1
Mayaguez, Dade	1
Missing, Osceola	1
Missing, Sumter	1
Monroe, Hillsborough	1
Interlachen, Duval	1
Hoosick Falls, Broward	1
Gibson, Unknown	1
Greenbrier, Bay	1
Hialeahgardens, Dade	1
Hiram, Leon	1
Longwood, Broward	1
Lucedale, St. Lucie	1
Macclenny, Duval	1
Mantua, Broward	1
Kure Beach, Monroe	1
Lakeland, Palm Beach	1
Pensacola, Sumter	1
Perth Amboy, Hillsborough	1
Port Orange, Brevard	1
Puerto Rico, Unknown	1
Randolph, Orange	1
Powell, Lee	1
Saint Augustine, Flagler	1
Seffener, Hillsborough	1
Seminole, Lee	1
Saint Petersburg, Charlotte	1
Stuart, Palm Beach	1
Westlake Village, Unknown	1
Watersound, Bay	1
Whites Creek, Leon	1
Windermere, Volusia	1
Wtixrat, Dade	1
Ventura, Orange	1
Unk, Duval	1
Unknown Out Of Area, St. Lucie	1
Sunrise, Dade	1
Tallahassee, Gadsden	1
Tallahassee, Madison	1
University Of Central Florida, Lee	1
Trenton, Dixie	1
Unknown, Unknown	1
Toms River, Lee	1

COVID-19: characteristics of 1,656,697 Florida resident cases

Data through Jan 27, 2021 verified as of Jan 28, 2021 at 09:25 AM

Data in this report are provisional and subject to change.

The table below includes the cities and counties of residence for cases in Florida residents based on the patient's ZIP Code. Note that city is not always received as part of the initial notification and may be missing while the case is being investigated.

City and county	Cases
Tourist, Dade	1
East Setauket, Palm Beach	1
El Dorado, Palm Beach	1
Dalecity, Okaloosa	1
Deerfield Beach, Polk	1
Crestview, Broward	1
Crystal River, Marion	1
Gainesville, Levy	1
Glen Cove, Unknown	1
Glen Saint Mary, Duval	1
Fellsmere, Brevard	1
Fleming Island, Duval	1
Florida City, Unknown	1
Cantonment, Santa Rosa	1
Clearwater, Leon	1
Bradenton, Lee	1
Canton, Duval	1
Callahan, Duval	1
Bogota, Unknown	1
Atlanta, Walton	1
Attalla, Broward	1
Auburn, Palm Beach	1
Autaugaville, Broward	1
Apopka, Volusia	1
Alachua, Suwannee	1
Alafaya, Broward	1
Alafaya, Pinellas	1
Jacksonville, Baker	1
Jacksonville, Marion	1
Irmo, Unknown	1
Key West, Palm Beach	1
Kilgore, Dade	1
Jupiter Inlet, Palm Beach	1
Jzx, Unknown	1
Land O Lakes, Unknown	1
Landolakes, Unknown	1
Lawton, Okaloosa	1
Lima, Manatee	1
Lima, Volusia	1
Macclenny, Dixie	1
Madison, Jefferson	1
Maitland, Collier	1
Greensboro, Leon	1
Metter, Manatee	1
Lake Forest, Collier	1
Miamiardens, Unknown	1
Miamksaohes, Dade	1
Monument, Broward	1
Mokena, Lee	1
Miami Dade, Unknown	1
Morrisville, Palm Beach	1
North Brunswick, St. Lucie	1
North Lauderdale, Unknown	1
West Miami, Unknown	1
Whippany, Volusia	1
Vernon, Walton	1
Venezuela, Unknown	1
Windermere, Alachua	1
Winfield, Hillsborough	1

COVID-19: characteristics of 1,656,697 Florida resident cases

Data through Jan 27, 2021 verified as of Jan 28, 2021 at 09:25 AM

Data in this report are provisional and subject to change.

The table below includes the cities and counties of residence for cases in Florida residents based on the patient's ZIP Code. Note that city is not always received as part of the initial notification and may be missing while the case is being investigated.

City and county	Cases
Winter Garden, Unknown	1
Winter Park, Brevard	1
Xifamk, Dade	1
Ocala, Duval	1
Orem, Dade	1
Orlando, Citrus	1
Orlando, Collier	1
Orlando, Gadsden	1
Orlando, Hernando	1
Okeechobi, Unknown	1
North Porte, Unknown	1
Notrealville, Polk	1
Orlando, Walton	1
Oviedo, Lake	1
Orlando, St. Johns	1
Panomo City, Bay	1
Plantation, Leon	1
Pensacola, Dade	1
Pooler, Broward	1
Twentynine Palms, Broward	1
Surprise, Unknown	1
Syracuse, Unknown	1
Sarasota, Unknown	1
St Cloud, Orange	1
San Marcos, Unknown	1
Rye, Palm Beach	1
Saint Petersburg, Bay	1
Ridgewood, Lee	1
Roayl Palm Beach, Palm Beach	1
Roseville, Broward	1
Port St. Lucie, Unknown	1
Putnam, Putnam	1
Marathon Shores, Monroe	1
Marco Island, Lee	1
Marianna, Leon	1
Marianna, Washington	1
Mary Esther, Hillsborough	1
Lake Worth, Unknown	1
Littleton, St. Johns	1
Lake Como, Nassau	1
Lake In The Hills, Broward	1
Jupiter, Pinellas	1
Kansas City, Palm Beach	1
Indianapolis, Lee	1
Newaygo, Charlotte	1
Missing, Flagler	1
North Port, Charlotte	1
Na, Dade	1
Naples, Leon	1
Naples, Unknown	1
Milford, Bay	1
Milford, Unknown	1
Los Angeles, Orange	1
Maitland, Palm Beach	1
Mattoon, Lee	1
Gwynn Oak, Polk	1
Fort Worth, Broward	1
Franklin, Orange	1
Gainesville, Santa Rosa	1

COVID-19: characteristics of 1,656,697 Florida resident cases

Data through Jan 27, 2021 verified as of Jan 28, 2021 at 09:25 AM

Data in this report are provisional and subject to change.

The table below includes the cities and counties of residence for cases in Florida residents based on the patient's ZIP Code. Note that city is not always received as part of the initial notification and may be missing while the case is being investigated.

City and county	Cases
Delray Beach, Broward	1
Fort Pierce, Brevard	1
Eureka, Flagler	1
Crescent City, Marion	1
Crestview, Unknown	1
Apo, Collier	1
Apopka, Citrus	1
Apopka, Hillsborough	1
Arabi, Orange	1
Austin, Dade	1
Big Torch Key, Monroe	1
Black, Holmes	1
Boca Raton, Lee	1
Bonifay, Unknown	1
Bonnie, Dade	1
Bonnie, St. Johns	1
Boys Ranch, Suwannee	1
Brownsville, Escambia	1
Bryant, Palm Beach	1
Addison, Pasco	1
Coal City, Pasco	1
Commerce Township, Manatee	1
Crawfordville, Alachua	1
Celebration, Orange	1
Chicago, Broward	1
Winter Springs, Polk	1
Youngstown, Washington	1
Winnetka, Dade	1
Winter Garden, Osceola	1
Winter Park, Duval	1
Winter Park, Palm Beach	1
Weston, Unknown	1
Wildwood, Lee	1
Port Saint Lucie, Marion	1
Port St Luice, Unknown	1
Roswell, Bay	1
Ruskin, Dade	1
Ruskin, Manatee	1
Saint Petersburg, Duval	1
Saint Petersburg, Manatee	1
Pompano Beach, Dade	1
Pompano Beach, Osceola	1
Port Charlotte, Lee	1
Plymouth, Pasco	1
Pembroke Pines, Unknown	1
Pensacola Naval Hospital, Escambia	1
Oviedo, Orange	1
Pace, Escambia	1
Painted Post, Pasco	1
Palatka, Marion	1
Unknown, Duval	1
Upland, Manatee	1
West Hollywood, Broward	1
West Palm Beach, Unknown	1
Waverly, Duval	1
Wabasha, Clay	1
Tavares, Unknown	1
Temple, Palm Beach	1
St Peterburg, Orange	1

COVID-19: characteristics of 1,656,697 Florida resident cases

Data through Jan 27, 2021 verified as of Jan 28, 2021 at 09:25 AM

Data in this report are provisional and subject to change.

The table below includes the cities and counties of residence for cases in Florida residents based on the patient's ZIP Code. Note that city is not always received as part of the initial notification and may be missing while the case is being investigated.

City and county	Cases
Stiamk, Dade	1
Scottsdale, Brevard	1
Surfside Beach, Orange	1
Sun City Center, Lee	1
Foley, Escambia	1
Deland, St. Lucie	1
Deltona, Orange	1
Fort Myers-, Lee	1
Fort Pierce, Unknown	1
Harrison, Pinellas	1
Granada Hills, Broward	1
Hailandale, Unknown	1
Homeless, Polk	1
Homosassa, Hernando	1
Conway, Leon	1
Clermont, Volusia	1
Clewiston, Glades	1
Cypress, Leon	1
Davenport, Orange	1
Cartersville, Unknown	1
Altoona, Marion	1
Anaheim, Unknown	1
Athens, Duval	1
Bogota, Orange	1
Bradington, Manatee	1
Bronx, Palm Beach	1
Louisville, Manatee	1
Los Angeles Ca, Unknown	1
Lewisburg, Pasco	1
Littleton, Dade	1
Lake City, Hamilton	1
La Grange, Dade	1
Jerusalem, St. Johns	1
New Orleans, Palm Beach	1
Newark, Broward	1
Newburgh, Bay	1
Navarre, Dade	1
Middlesburg, Duval	1
Miami Lakes, Unknown	1
Miami, Hillsborough	1
Macdill Air Force Base, Hillsborough	1
Marshall, Dade	1
Saint Petersburg, St. Lucie	1
Saxis, Lee	1
Sebring, Lee	1
Saint Johns, Unknown	1
Rye, Duval	1
Rex, Duval	1
Sun City Center, Hardee	1
Spring Hill , Hernando	1
Starke, Clay	1
Stone Mountain, Palm Beach	1
Tulsa, Orange	1
Tiffin, Highlands	1
Tallahassee, Duval	1
Tampa, Palm Beach	1
Tavares, Marion	1
Parker, Dade	1
Parker, Leon	1

COVID-19: characteristics of 1,656,697 Florida resident cases

Data through Jan 27, 2021 verified as of Jan 28, 2021 at 09:25 AM

Data in this report are provisional and subject to change.

The table below includes the cities and counties of residence for cases in Florida residents based on the patient's ZIP Code. Note that city is not always received as part of the initial notification and may be missing while the case is being investigated.

City and county	Cases
Peoria, Unknown	1
Palm Coast, Polk	1
Pacifica, Dade	1
Port Everglades, Broward	1
Plantation, Orange	1
Oviedo, Brevard	1
Orlando, Sarasota	1
Orlando, Columbia	1
Orlando, Indian River	1
Orem, Broward	1
Oooooo, Unknown	1
Ocoee, Osceola	1
Okeechobee, Broward	1
North Pole, Seminole	1
North Port, Lee	1
Winter Garden, Broward	1
Winter Garden, Pinellas	1
Winter Park, Broward	1
Winter Park, Indian River	1
Winter Park, Lee	1
Winter Park, St. Johns	1
Zolfo Springs, Polk	1
Westbrook, Dade	1
Wichita, Volusia	1
Winder Garden, Orange	1
Windermere, Leon	1
Windermere, Osceola	1
Washington, Unknown	1
Vernon, Unknown	1
Gilmer, Dade	1
Haverford, Hillsborough	1
Herrin, Orange	1
Jamaica, Broward	1
Jersey City, Polk	1
Kingsland, Duval	1
Kissimmee, Brevard	1
Lake Placid, Alachua	1
Lander, Citrus	1
Las Vegas, Orange	1
Melrose, Alachua	1
Miamf, Dade	1
Miami G, Dade	1
Miami Shores, Broward	1
Miami, Collier	1
New Richmond, Volusia	1
North Canton, Palm Beach	1
Marianna, Calhoun	1
Marshall, Palm Beach	1
Lemoyne, Manatee	1
Lawrence Township, Palm Beach	1
Magnolia Square, Osceola	1
Maitland, Alachua	1
Buffalo, Palm Beach	1
Bryant, Alachua	1
Carol Stream, Orange	1
Charlotte, Pasco	1
Apopka, Flagler	1
99, Unknown	1
Alanson, Bay	1

COVID-19: characteristics of 1,656,697 Florida resident cases

Data through Jan 27, 2021 verified as of Jan 28, 2021 at 09:25 AM

Data in this report are provisional and subject to change.

The table below includes the cities and counties of residence for cases in Florida residents based on the patient's ZIP Code. Note that city is not always received as part of the initial notification and may be missing while the case is being investigated.

City and county	Cases
Aollywoss, Dade	1
Boca Raton, Unknown	1
Bohealia, Lee	1
Blowing Rock, Polk	1
Clear Brook, Lee	1
Crestview, Holmes	1
Columbus, Brevard	1
Cookeville, Seminole	1
Deland, Polk	1
Cumberland, Palm Beach	1
Dade City, Hillsborough	1
Dallas, Lee	1
De Leon Springs, Putnam	1
Fanning Springs, Levy	1
Estero, Collier	1
Winter Park, Osceola	1
Wood River, Polk	1
Worcester, Palm Beach	1
Opalocka, Dade	1
Oakland, Leon	1
Okeechobee, St. Lucie	1
Orlando, Union	1
Ovido, Seminole	1
Oxford, Palm Beach	1
Palm Coast, Duval	1
Perry, Leon	1
Palm Springs North, Dade	1
Shannon, Collier	1
Soldotna, Broward	1
Saint Cloud, Lee	1
Saint Johns, Orange	1
San Antonio, Sarasota	1
San Antonio, Unknown	1
Sanford, Volusia	1
Provincetown, Collier	1
Rio Dell, Volusia	1
Steinhatchee, Madison	1
South Burlington, Orange	1
Tangerine, Seminole	1
Tewksbury, Orange	1
Virginia Beach, Hernando	1
Waco, Broward	1
University Of Central Florida, Monroe	1
Toms River, Dade	1
Wesley Chapel, Alachua	1
Winter Park, Alachua	1
Weston, Dade	1
Wheaton, Lee	1
Village Of Palm Springs, Palm Beach	1
Webster, Pasco	1
University Of Central Florida, Hillsborough	1
Westerville, Hillsborough	1
Winston Salem, Unknown	1
Winter Garden, Hillsborough	1
Wilbur By The Sea, Volusia	1
Willowbrook, Lee	1
Woodland Hills, Brevard	1
Yulee, Duval	1
Pompano Beach, Alachua	1

COVID-19: characteristics of 1,656,697 Florida resident cases

Data through Jan 27, 2021 verified as of Jan 28, 2021 at 09:25 AM

Data in this report are provisional and subject to change.

The table below includes the cities and counties of residence for cases in Florida residents based on the patient's ZIP Code. Note that city is not always received as part of the initial notification and may be missing while the case is being investigated.

City and county	Cases
Ponte Vedra Beach, Orange	1
Port Orange , Volusia	1
Port Saint Lucie, Broward	1
Port Saint Lucie, Indian River	1
Palm City, Unknown	1
Old Town, Gilchrist	1
Oviedo, Leon	1
Ocala, Unknown	1
Opa Locka, Polk	1
Orem, Sarasota	1
Orem, Unknown	1
N/A, Duval	1
Naples, Alachua	1
Porter Ranch, Dade	1
Raiford, Bradford	1
Republic, Monroe	1
Ridgewood, Broward	1
Riverview, Manatee	1
Roseland, Palm Beach	1
Sanford, Palm Beach	1
Saint Teresa, Wakulla	1
San Diego, Unknown	1
Russellville, Hillsborough	1
Saint Augustine, Okaloosa	1
Union City, Bradford	1
University Of Central FI, Pasco	1
Tampa, Manatee	1
Tangerine, Lake	1
Steinhatchee, Alachua	1
Bryn Mawr, Palm Beach	1
Camden Wyoming, Duval	1
Bear Grass, Palm Beach	1
Chipley, Holmes	1
Chattanooga, Dade	1
Altamonte, Orange	1
Alva, Collier	1
333, Unknown	1
Allentown, Putnam	1
Amelia Village, Nassau	1
Apple Creek, Citrus	1
Barefoot Beach, Lee	1
Azalea Park, Osceola	1
Aventura, Osceola	1
Fort Denaud, Glades	1
Fortlauderdale, Unknown	1
Ft Pierce, Unknown	1
Garland, Orange	1
El Paso, Unknown	1
Everett, Dade	1
FI State Lot, Leon	1
Colorado Springs, Unknown	1
Conifer, Lee	1
Eatonville, Seminole	1
Destin, Unknown	1
Diamond, Highlands	1
Mary Esther, Escambia	1
Middleburg, Duval	1
Midland, Osceola	1
Miami Garden, Unknown	1

COVID-19: characteristics of 1,656,697 Florida resident cases

Data through Jan 27, 2021 verified as of Jan 28, 2021 at 09:25 AM

Data in this report are provisional and subject to change.

The table below includes the cities and counties of residence for cases in Florida residents based on the patient's ZIP Code. Note that city is not always received as part of the initial notification and may be missing while the case is being investigated.

City and county	Cases
Miami, Charlotte	1
Miami, Monroe	1
Miamii, Dade	1
Miamt, Dade	1
Lehigh Cares, Lee	1
Live Oak, Columbia	1
Loganville, Orange	1
Longwood, Orange	1
Lauderdale Hill, Unknown	1
Jeffersonville, Broward	1
Lake Mary, Lake	1
Knoxville, Escambia	1
Hickory, Lee	1
Homeless, Dade	1
Homer, Escambia	1
Hallandate Ben, Unknown	1
Export, Palm Beach	1
Fdsf, Unknown	1
Felda, Palm Beach	1
Flagler Beach, Volusia	1
Flora, Lee	1
Hialeah, Orange	1
Hilliard, Dade	1
Hollywood, Leon	1
Holt, Unknown	1
Homestead, Monroe	1
Humble, Broward	1
Green, Clay	1
Greensburg, Orange	1
Greenville, Monroe	1
Gulf Shores, Escambia	1
Fresno, Pasco	1
Fruitland Park, Sumter	1
Fwb, Unknown	1
Gainesville, Marion	1
Gastonia, Polk	1
Geneva, Orange	1
Clermont, Unknown	1
Downers Grove, St. Lucie	1
Duke Field Air Force Station, Okaloosa	1
Columbia, Orange	1
Coral Gables, Unknown	1
Coral Springs, Unknown	1
Cornelius, Leon	1
Crestview, Dade	1
Dade City, Polk	1
Dania, Unknown	1
Darien, Pasco	1
Aspen, Palm Beach	1
Atlanta, Broward	1
Aurburndale, Polk	1
Aventura, Unknown	1
Azalea Park, Sarasota	1
Bartow, Unknown	1
Boca Rotan, Unknown	1
Brooksville, Columbia	1
Bryn Mawr, Collier	1
Apalachicola, Leon	1
Naugatuck, Lee	1

COVID-19: characteristics of 1,656,697 Florida resident cases

Data through Jan 27, 2021 verified as of Jan 28, 2021 at 09:25 AM

Data in this report are provisional and subject to change.

The table below includes the cities and counties of residence for cases in Florida residents based on the patient's ZIP Code. Note that city is not always received as part of the initial notification and may be missing while the case is being investigated.

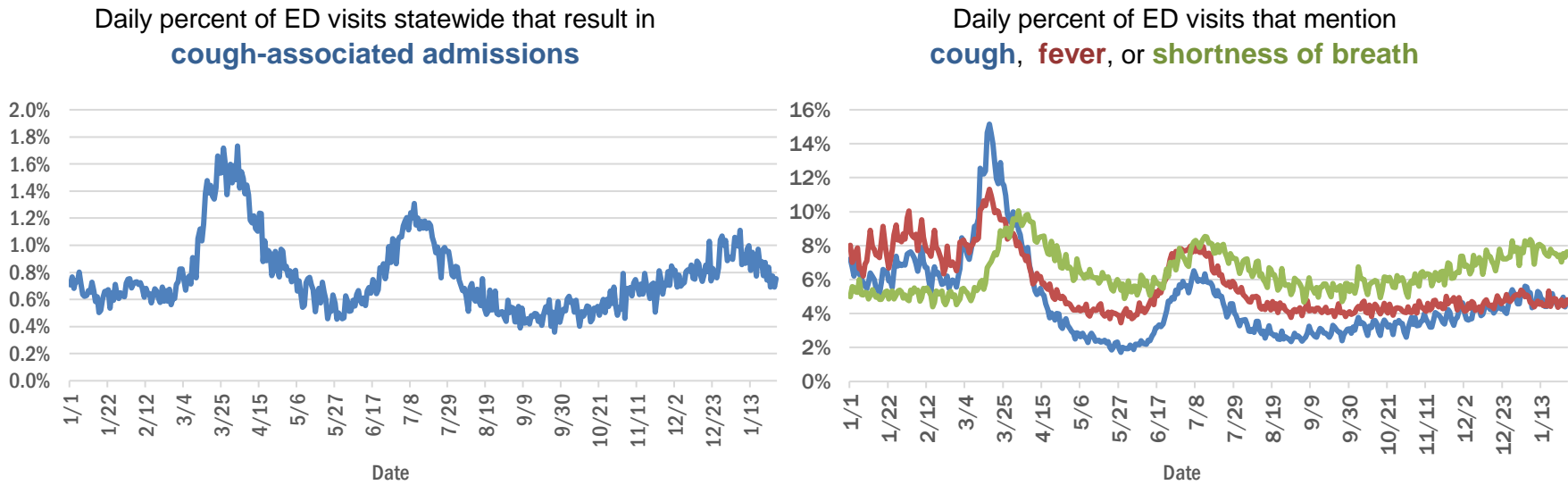
City and county	Cases
New Vernon, Sarasota	1
New York, Broward	1
Myakka, Duval	1
Missing, Columbia	1
Opa Locka, Unknown	1
Orem, Nassau	1
Orlando, Highlands	1
Ocoee, Broward	1
North Little Rock, Palm Beach	1
Olando, Orange	1
Ocoee, Polk	1
Lakeland, Pasco	1
Lakewood, Unknown	1
Knoxville, Duval	1
Havanna, Gadsden	1
Jan Phyl Village, Polk	1
Maitland, Unknown	1
Los Angeles, Polk	1
Middleburg, Unknown	1
Minneapolis, Broward	1
Melbourne, Orange	1
Miami Beach, Palm Beach	1
Miami Granders, Dade	1
Sumter Ville, Unknown	1
Telluride, Lee	1
Tampa, Jackson	1
Tampa, Lee	1
South Otselic, Dade	1
Southampton, Palm Beach	1
Stockbridge, Leon	1
Springhill, Unknown	1
Tinley Park, Lee	1
University Of Central Fl, Dade	1
Windermere, Polk	1
Winter Park, Lake	1
Wayne, Dade	1
Wekiwa Springs, Seminole	1
West Simsbury, Collier	1
Ponce, Orange	1
Plant City, Hendry	1
Plant City, Pinellas	1
Plantation, Unknown	1
Pound Ridge, Leon	1
Port Charlotte Fl, Unknown	1
Richmond Heights, Dade	1
Riverview, Pinellas	1
Rochester, Lee	1
Rosemary Beach, Bay	1
Saint Cloud, Orange	1
Saint Petersburg, Dade	1
San Juan, Osceola	1
San Pedro Sula, Dade	1
Sandy, Duval	1
Total	1,656,697

COVID-19: additional surveillance information

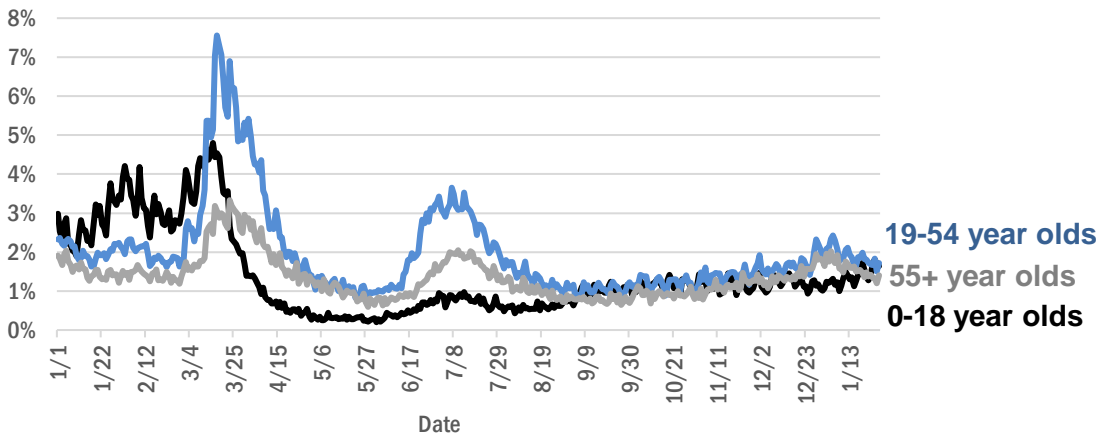
Data through Jan 27, 2021 verified as of Jan 28, 2021 at 09:25 AM

Data in this report are provisional and subject to change.

Statewide emergency department (ED) chief complaint and admission data



Daily percent of ED visits statewide that mention cough by age group



The Electronic Surveillance System for the Early Notification of Community-Based Epidemics (ESSENCE-FL) includes chief complaint data from 211 of 211 Florida EDs. Data are transmitted electronically to ESSENCE-FL daily or hourly.

COVID-19: testing by laboratory

Data through Jan 27, 2021 verified as of Jan 28, 2021 at 09:25 AM

Data in this report are provisional and subject to change.

The numbers in the table below represent the number of Florida and non-Florida residents for whom test results were received by the Department of Health. A person can be tested by more than one laboratory and can have both positive and negative results. **Therefore, the sum of the numbers in each column will be larger than the total number of people tested.**

Reporting lab	Inconclusive	Negative	Positive	Percent positive	Total
LABORATORY CORPORATION OF AMERICA	2,367	1,465,497	199,678	12%	1,667,542
QUEST DIAGNOSTICS	10,867	1,271,590	187,849	13%	1,470,306
CURATIVE LABS	12,182	1,257,643	187,312	13%	1,457,137
BIO REFERENCE LABORATORIES, INC	7,452	856,441	164,069	16%	1,027,962
REALTOX LABS LLC	5,832	547,208	89,172	14%	642,212
HELIX	6,447	486,165	85,309	15%	577,921
GENETWORX	661	390,606	32,946	8%	424,213
CDR MAGUIRE - HEALTH CARE CENTER		338,628	51,524	13%	390,152
RCA LABORATORY SERVICES, LLC		310,333	32,408	9%	342,741
NOMI_HEALTH	1,427	257,035	38,801	13%	297,263
EAST FLORIDA STATE COLLEGE - BREVARD		212,888	26,986	11%	239,874
IMPACT HEALTH BIOMETRIC TESTING, INC	1,009	197,051	22,762	10%	220,822
NOMI HEALTH LAB SERVICES		172,668	19,709	10%	192,377
BPHL-JACKSONVILLE	18	147,209	26,523	15%	173,750
MAKO GENOMICS	6,907	128,502	23,181	15%	158,590
ADVENTHEALTH LAB	99	132,923	17,088	11%	150,110
ELABNETWORK	1,058	135,935	11,561	8%	148,554
MAYO CLINIC LABORATORIES	323	126,845	16,333	11%	143,501
FULGENT DIAGNOSTICS LABORATORY	2,536	121,247	13,296	10%	137,079
PWNHEALTH	736	118,300	16,073	12%	135,109
NORTHWEST LABORATORY	246	121,039	6,471	5%	127,756
BAYCARE LABORATORIES LLC	529	114,937	10,448	8%	125,914
BPHL-MIAMI	225	107,015	18,293	15%	125,533
MEMORIAL REGIONAL HOSPITAL SOUTH	25	100,576	20,689	17%	121,290
ASCENSION SACRED HEART HOSPITAL - PENSACOLA	2	102,933	16,266	14%	119,201
BIOCOLLECTIONS WORLDWIDE, INC	708	102,707	12,966	11%	116,381
ADVENT HEALTH LAB	112	101,260	13,957	12%	115,329
MEDICAL DIAGNOSTIC LABORATORIES	973	98,487	14,205	12%	113,665
ORLANDO HEALTH SYSTEM	655	99,960	10,523	9%	111,138
CB SMITH PARK		86,611	11,608	12%	98,219
KORVALABS, INC	1,285	91,346	4,692	5%	97,323
UF HEALTH MEDICAL LAB	33	88,869	8,052	8%	96,954
BPHL-TAMPA (SPECTRUM BLVD)	45	78,620	14,832	16%	93,497
AKESOGEN		76,935	14,679	16%	91,614
TESTING MATTERS INC	328	77,730	12,588	14%	90,646
TAMPA GENERAL HOSPITAL	4	81,615	7,836	9%	89,455
SUNPATH MEDICAL DIAGNOSTICS LABORATORY	767	74,910	11,568	13%	87,245
DIATHERIX LABORATORIES (VRL EUROFINs)		75,583	11,502	13%	87,085
BAPTIST HEALTH SOUTH FLORIDA	305	65,239	10,499	14%	76,043
ASCENSION ST VINCENT'S - RIVERSIDE	1	61,335	9,088	13%	70,424
JACKSON MEMORIAL HOSPITAL CLINICAL LAB	79	54,600	10,235	16%	64,914
LAKELAND REGIONAL MEDICAL CENTER	129	55,741	7,433	12%	63,303
SOUTH MIAMI HOSPITAL LAB	325	53,837	7,949	13%	62,111
AEGIS SCIENCES CORPORATION	476	50,209	9,411	16%	60,096
UF HEALTH SHANDS HOSPITAL	404	53,829	4,031	7%	58,264
AIT LABORATORIES		47,946	5,889	11%	53,835
ARUP LABORATORIES	16	50,036	2,918	6%	52,970

COVID-19: testing by laboratory

Data through Jan 27, 2021 verified as of Jan 28, 2021 at 09:25 AM

Data in this report are provisional and subject to change.

The numbers in the table below represent the number of Florida and non-Florida residents for whom test results were received by the Department of Health. A person can be tested by more than one laboratory and can have both positive and negative results. **Therefore, the sum of the numbers in each column will be larger than the total number of people tested.**

Reporting lab	Inconclusive	Negative	Positive	Percent positive	Total
AMERICAN HEALTH ASSOCIATES	9	46,979	3,583	7%	50,571
INGENIOUS PERSONALIZED MEDICINE	162	40,615	8,541	17%	49,318
APPLIED INGENUITY DIAGNOSTICS LLC		44,993	2,030	4%	47,023
VIRACOR EUROFINS		35,317	9,790	22%	45,107
BAPTIST HEALTH - JACKSONVILLE	4	41,393	3,423	8%	44,820
TALLAHASSEE MEMORIAL HOSPITAL	222	39,416	5,007	11%	44,645
GENESIS REFERENCE LABORATORIES		36,822	4,349	11%	41,171
SARASOTA MEMORIAL HOSPITAL MAIN LAB	12	35,094	3,229	8%	38,335
BROWARD GENERAL MEDICAL CENTER-CLINICAL LAB	2	33,509	3,580	10%	37,091
ORANGE COUNTY CONVENTION CENTER		33,330	3,683	10%	37,013
MILLENNIUM PHYSICIAN GROUP	17	30,915	5,951	16%	36,883
LEE HEALTH - CAPE CORAL HOSPITAL	3	30,752	5,161	14%	35,916
MIAMI DADE COUNTY		32,093	3,528	10%	35,621
NICKLAUS CHILDREN'S HOSPITAL	62	30,569	4,501	13%	35,132
FLORIDA HOSPITAL - TAMPA	37	32,220	2,873	8%	35,130
UNIVERSITY OF MIAMI HOSPITAL	32	31,272	3,309	10%	34,613
WALGREENS	34	28,670	5,293	16%	33,997
UF HEALTH JACKSONVILLE	47	29,625	3,511	11%	33,183
ADVENTIST HEALTH SYSTEMS SUNBELT INC DBA		29,291	3,235	10%	32,526
ECCO LAB GROUP CO	479	27,199	4,407	14%	32,085
DWIC OF TAMPA BAY INC		27,791	3,124	10%	30,915
NORTH FLORIDA REGIONAL MEDICAL CENTER		24,492	3,064	11%	27,556
ST JOSEPHS HOSPITAL LABORATORY	23	23,875	3,188	12%	27,086
JUPITER MEDICAL CENTER LAB	74	24,477	2,349	9%	26,900
MOUNT SINAI MEDICAL CENTER	9	24,155	2,646	10%	26,810
BRANDON REGIONAL HOSPITAL		23,390	3,187	12%	26,577
PALMETTO GENERAL HOSPITAL LAB	3	20,180	4,239	17%	24,422
JFK MEDICAL CENTER LAB	1	21,485	2,820	12%	24,306
ACCESS DX LABORATORY	210	20,885	2,036	9%	23,131
STS LAB 2 LLC	6	21,911	1,131	5%	23,048
INTEGRATED REGIONAL LABORATORIES LLP	1	19,336	3,233	14%	22,570
WATSON CLINIC LLP		18,132	4,255	19%	22,387
STATLAB_MOBILE	1	19,965	2,019	9%	21,985
MEDFAST URGENT CARE CENTERS, LLC	11	18,391	2,901	14%	21,303
AVENTUS BIO LABS	16	18,403	2,717	13%	21,136
HOLY CROSS HOSPITAL CLINICAL LAB	1	19,357	1,746	8%	21,104
MINUTECLINIC LLC		17,693	3,391	16%	21,084
HEALTHLINK DIAGNOSTIC LABORATORIES	277	18,481	2,169	10%	20,927
NAPLES COMMUNITY HOSPITAL	67	18,888	1,952	9%	20,907
PANCARE OF FLORIDA INC		18,630	2,213	11%	20,843
MORTON PLANT HOSPITAL-ADLER INSTITUTE	26	18,471	2,175	11%	20,672
ADVENT HEALTH - DAYTONA BEACH	32	18,890	1,604	8%	20,526
LAB DIAGNOSTICS LLC	383	14,811	5,268	26%	20,462
EXACT SCIENCES LABORATORIES		17,903	2,273	11%	20,176

COVID-19: testing by laboratory

Data through Jan 27, 2021 verified as of Jan 28, 2021 at 09:25 AM

Data in this report are provisional and subject to change.

The numbers in the table below represent the number of Florida and non-Florida residents for whom test results were received by the Department of Health. A person can be tested by more than one laboratory and can have both positive and negative results. **Therefore, the sum of the numbers in each column will be larger than the total number of people tested.**

Reporting lab	Inconclusive	Negative	Positive	Percent positive	Total
INFINITY BIOLOGIX LLC	54	18,735	817	4%	19,606
PATIENTS FIRST LAKE ELLA MEDICAL CENTER PA		16,476	3,074	16%	19,550
MALABAR MEDICAL WALK IN CLINIC		16,250	3,164	16%	19,414
GENESIS MEDICAL LABORATORY	236	15,987	3,156	16%	19,379
NIGHT LITE PEDIATRIC CENTER LLC		17,202	2,145	11%	19,347
DRS CLACK SPENCER WHITE & MCCORMACK PA D/B/A		17,474	1,854	10%	19,328
SAINT MARY'S MEDICAL CENTER	24	16,831	1,985	11%	18,840
AHALABS		17,020	1,277	7%	18,297
HEALTH CENTER AT SINAI RESIDENCES		16,932	506	3%	17,438
BIOCERNA LABS	461	14,582	2,112	12%	17,155
UNITED CLINICAL LABORATORY LLC	2	14,622	2,035	12%	16,659
WELLINGTON REGIONAL MED CTR LAB	6	14,468	1,793	11%	16,267
BAYFRONT HEALTH - ST PETERSBURG	17	13,859	2,196	14%	16,072
LEESBURG REGIONAL MEDICAL CENTER		14,086	1,934	12%	16,020
OSCEOLA REGIONAL MEDICAL CENTER	1	13,849	2,058	13%	15,908
CLEVELAND CLINIC HOSPITAL LAB	4	13,737	1,951	12%	15,692
HOMESTEAD HOSPITAL CLINICAL LABORATORY	27	12,577	2,714	18%	15,318
MEMORIAL HOSPITAL JACKSONVILLE	8	12,695	2,520	17%	15,223
CLEVELAND CLINIC TRADITION HOSPITAL		13,642	1,038	7%	14,680
INDIAN RIVER MEDICAL CENTER LAB		13,669	851	6%	14,520
ORANGE PARK MEDICAL CENTER	9	11,735	2,412	17%	14,156
NORTHWEST MEDICAL CENTER	1	12,395	1,750	12%	14,146
VISTA CLINICAL DIAGNOSTICS	443	11,802	1,444	11%	13,689
BETHESDA HOSPITAL EAST		12,420	1,240	9%	13,660
PRIVA PATH LABS	66	12,755	836	6%	13,657
DELRAY MEDICAL CENTER LAB	3	12,236	1,387	10%	13,626
OAK HILL HOSPITAL		12,023	1,534	11%	13,557
INDIAN RIVER PATHOLOGY LLC		12,418	1,132	8%	13,550
WEST KENDALL BAPTIST HOSPITAL	10	10,910	2,607	19%	13,527
ACCESS MEDICAL LABORATORIES	4	6,841	6,608	49%	13,453
MEMORIAL REGIONAL HOSPITAL CLINICAL LABORATORY	10	12,505	865	6%	13,380
LEE HEALTH - LEE MEMORIAL HOSPITAL		9,863	3,400	26%	13,263
LAWNWOOD REGIONAL MEDICAL CENTER	1	11,385	1,821	14%	13,207
CLARITY LAB SOLUTIONS	74	11,536	1,472	11%	13,082
BAPTIST HEALTHCARE - BAPTIST HOSPITAL	5	10,180	2,791	22%	12,976
BAPTIST HEALTH - SOUTH		11,804	1,055	8%	12,859
LARGO MEDICAL CENTER		11,173	1,430	11%	12,603
WINTER HAVEN HOSPITAL CLINICAL LABORATORY	4	10,642	1,919	15%	12,565
NONA SCIENTIFIC	5	9,311	3,074	25%	12,390
UHEALTH CORAL GABLES/LENNAR MED CTR	4	11,706	658	5%	12,368
LAKE CITY HM		11,147	988	8%	12,135
CARDIOPATH	84	10,458	1,567	13%	12,109
WEST FLORIDA HOSPITAL LAB		9,295	2,689	22%	11,984
ST ANTHONY'S HOSPITAL LAB	30	10,571	1,382	12%	11,983
FLORIDA HOSPITAL WATERMAN LABORATORY	70	10,997	860	7%	11,927

COVID-19: testing by laboratory

Data through Jan 27, 2021 verified as of Jan 28, 2021 at 09:25 AM

Data in this report are provisional and subject to change.

The numbers in the table below represent the number of Florida and non-Florida residents for whom test results were received by the Department of Health. A person can be tested by more than one laboratory and can have both positive and negative results. **Therefore, the sum of the numbers in each column will be larger than the total number of people tested.**

Reporting lab	Inconclusive	Negative	Positive	Percent positive	Total
BINAXNOW	9	9,050	2,712	23%	11,771
GOOD SAMARITAN MEDICAL CENTER LAB	2	10,182	1,530	13%	11,714
ST MARKS HOSPITAL LABORATORY B	78	10,627	1,002	9%	11,707
WESTSIDE REGIONAL MED CTR	2	9,969	1,692	15%	11,663
MEDICAL CENTER OF TRINITY CLINICAL LABORATORY	2	10,276	1,272	11%	11,550
PWN HEALTH	17	9,455	2,058	18%	11,530
PALMS WEST HOSPITAL LAB	2	9,854	1,664	14%	11,520
MERCY HOSPITAL A CAMPUS OF PLANTATION GEN HOSP LAB	1	9,496	1,844	16%	11,341
GULF COAST MEDICAL CENTER MICROLAB		8,760	2,491	22%	11,251
THE HEALTHCARE DISTRICT OF PALM BEACH COUNTY	40	9,735	1,398	13%	11,173
REGIONAL MEDCIAL CENTER BAYONET POINT	2	10,155	900	8%	11,057
ST JOSEPHS HOSPITAL	18	9,516	1,403	13%	10,937
THE VILLAGES REGIONAL HOSPITAL		9,750	1,089	10%	10,839
ADVENTHEALTH CENTRA CARE LAKE BUENA VISTA		9,656	1,150	11%	10,806
CAPITAL REGIONAL MEDICAL CTR		8,585	2,192	20%	10,777
COAST DIAGNOSTICS LLC	45	9,451	1,066	10%	10,562
GENOVA DIAGNOSTICS LABORATORY	48	9,613	888	8%	10,549
LARKIN COMMUNITY HOSPITAL	10	9,118	1,412	13%	10,540
CORAL GABLES HOSPITAL CLINICAL LABORATORY		8,806	1,724	16%	10,530
AVENTURA HOSPITAL LAB		8,521	2,005	19%	10,526
HALIFAX MEDICAL CENTER LAB	35	8,893	1,558	15%	10,486
LARKIN COMMUNITY HOSPITAL INC DBA CARDIOTROPIC		6,820	3,621	35%	10,441
MEASE COUNTRYSIDE LAB	14	9,259	1,105	11%	10,378
WEST BOCA MEDICAL CENTER LAB		9,566	771	7%	10,337
FLORIDA LABORATORY ANALYSIS		9,047	1,247	12%	10,294
BLAKE MEDICAL CENTER		8,926	1,320	13%	10,246
MANATEE MEMORIAL HOSPITAL		9,280	865	9%	10,145
NEMOURS CHILDRENS HOSPITAL	1	9,540	580	6%	10,121
LEE HEALTH - HEALTH PARK MEDICAL CENTER		8,399	1,707	17%	10,106
PALM BEACH GARDENS MEDICAL CTR LAB		8,990	969	10%	9,959
PATHNOSTICS	40	7,654	2,210	22%	9,904
BAPTIST HEALTH SOUTH FLORIDA - WEST KENDALL URGENT CARE		8,276	1,601	16%	9,877
SRQ DRIVE THROUGH☐		8,944	905	9%	9,849
PALM BEACH BALL PARK		8,605	1,004	10%	9,609
AVECINA	17	8,860	689	7%	9,566
FLORIDA HOSPITAL HEARTLAND MED CTR CLINICAL LAB	33	8,221	1,251	13%	9,505
LAKE CITY MEDICAL CENTER		7,384	2,039	22%	9,423
ADVENT HEALTH - WESLEY CHAPEL	14	8,512	886	9%	9,412
BOSTON HEART DIAGNOSTICS CORP		8,044	1,188	13%	9,232
P4 CLINICAL, LLC	190	8,030	898	10%	9,118
DOCTORS HOSPITAL	7	7,492	1,500	17%	8,999
AVECINA MEDICAL	4	6,172	2,744	31%	8,920
VIKOR SCIENTIFIC	29	7,282	1,580	18%	8,891
PLANTATION GENERAL HOSPITAL		7,466	1,372	16%	8,838
LABSTAT LLC	3	8,409	411	5%	8,823
FLORIDA MEDICAL CENTER - A CAMPUS OF NORTH SHORE	2	7,622	1,030	12%	8,654
PRECISION HEALTH RESOURCES LLC		8,066	543	6%	8,609

COVID-19: testing by laboratory

Data through Jan 27, 2021 verified as of Jan 28, 2021 at 09:25 AM

Data in this report are provisional and subject to change.

The numbers in the table below represent the number of Florida and non-Florida residents for whom test results were received by the Department of Health. A person can be tested by more than one laboratory and can have both positive and negative results. **Therefore, the sum of the numbers in each column will be larger than the total number of people tested.**

Reporting lab	Inconclusive	Negative	Positive	Percent positive	Total
LEON MEDICAL CENTERS LLC		6,714	1,892	22%	8,606
NORTHSIDE HOSPITAL AND HEART INSTITUTE		7,611	872	10%	8,483
CENTRAL FLORIDA REGIONAL HOSPITAL		7,589	891	11%	8,480
CORAL SPRINGS MED CTR		7,592	811	10%	8,403
AVECINA MEDICAL OAKLEAF	3	6,977	1,330	16%	8,310
AMERICAN FAMILY CARE		4,355	3,933	47%	8,288
FLORIDA HOSPITAL DELAND	10	7,156	1,062	13%	8,228
INFORM DIAGNOSTICS, INC		7,757	468	6%	8,225
FLORIDA HOSPITAL FLAGLER	29	7,410	672	8%	8,111
ALL CHILDREN'S HOSPITAL		7,507	544	7%	8,051
ADVENTHEALTH CENTRA CARE WATERFORD LAKES		6,630	1,338	17%	7,968
SARKIS CLINICAL TRIALS	21	6,882	1,029	13%	7,932
EXPRESS GENE MOLECULAR DIAGNOSTICS LABORATORY		6,626	1,266	16%	7,892
NORTH SHORE MEDICAL CENTER		6,497	1,320	17%	7,817
OCALA REGIONAL MEDICAL CENTER		6,728	1,022	13%	7,750
BROWARD HEALTH NORTH CLINICAL LABORATORY		6,871	874	11%	7,745
FLORIDA HOSPITAL ZEPHYRHILLS	10	6,893	803	10%	7,706
BAPTIST HEALTH SOUTH FLORIDA - COUNTRY WALK URGENT CARE		6,304	1,310	17%	7,614
FLORIDA HOSPITAL OF CARROLLWOOD	23	6,496	1,058	14%	7,577
NCH NORTH NAPLES HOSPITAL LAB	15	6,733	829	11%	7,577
WEST PALM HOSPITAL LAB		6,933	618	8%	7,551
LEE HEALTH - GULF COAST MEDICAL CENTER	2	5,962	1,545	21%	7,509
SOUTH BAY HOSPITAL CLINICAL LAB	1	6,637	804	11%	7,442
KD MEDICAL CHOICE LLC	5	6,684	705	10%	7,394
CernerELR_Baycare	37	6,809	515	7%	7,361
NCF DIAGNOSTICS & DNA TECHNOLOGIES LAB	122	6,818	411	6%	7,351
MEDARBOR DIAGNOSTICS	1	6,266	1,077	15%	7,344
CLEVELAND CLINIC MARTIN SOUTH HOSPITAL	1	6,478	778	11%	7,257
MOLECULAR INFECTIOUS DISEASES	13	7,084	87	1%	7,184
ADVENTHEALTH CENTRA CARE ST CLOUD	1	6,097	1,020	14%	7,118
BAPTIST HEALTH - BEACHES		6,512	565	8%	7,077
CernerELR_Advent		6,026	994	14%	7,020
NATIONWIDE LABORATORY SERVICES INC	229	5,769	978	14%	6,976
MEMORIAL HOSPITAL WEST LABORATORY SERVICES	14	6,306	655	9%	6,975
ISPM LABS, LLC DBA CAPSTONE DIAGNOSTICS, LLC		6,526	346	5%	6,872
LUMINUS DIAGNOSTICS		6,247	549	8%	6,796
POINCIANA MEDICAL CENTER		5,253	1,530	23%	6,783
BAPTIST HEALTH SOUTH FLORIDA - MIAMI LAKES URGENT CARE		5,305	1,463	22%	6,768
CernerELR_BaptistMiami	26	5,990	740	11%	6,756
BAYCARE COMMUNITY HEALTH		6,565	173	3%	6,738
FULGENT DIAGNOSTICS	104	6,111	471	7%	6,686
MORTON PLANT-MEASE	5	5,982	608	9%	6,595
MEMORIAL HOSPITAL MICRO		6,121	469	7%	6,590
WEST MARION COMMUNITY HOSPITAL LAB		5,495	1,074	16%	6,569
ARCPPOINT LABS OF FORT MYERS	4	5,731	826	13%	6,561
VISTA CLINICAL	8	3,833	2,708	41%	6,549
ANNE BATES LEACH EYE HOSPITAL/ ABLEH MICROBIOLOGY LABORATORY		6,388	97	1%	6,485

COVID-19: testing by laboratory

Data through Jan 27, 2021 verified as of Jan 28, 2021 at 09:25 AM

Data in this report are provisional and subject to change.

The numbers in the table below represent the number of Florida and non-Florida residents for whom test results were received by the Department of Health. A person can be tested by more than one laboratory and can have both positive and negative results. **Therefore, the sum of the numbers in each column will be larger than the total number of people tested.**

Reporting lab	Inconclusive	Negative	Positive	Percent positive	Total
MEDEXPRESS URGENT CARE	2	4,356	2,053	32%	6,411
CLEVELAND CLINIC MARTIN NORTH HOSPITAL		5,644	759	12%	6,403
LAKEWOOD RANCH MEDICAL CENTER		5,869	503	8%	6,372
SANTA ROSA MEDICAL CENTER		5,138	1,196	19%	6,334
FLORIDA HOSPITAL FISH MEMORIAL	19	5,374	914	14%	6,307
ST LUCIE MEDICAL CENTER		5,047	1,246	20%	6,293
H LEE MOFFITT CANCER CENTER LABORATORY	1	6,021	184	3%	6,206
BAPTIST HEALTH SOUTH FLORIDA - WESTCHESTER URGENT CARE		4,930	1,112	18%	6,042
AVERO DIAGNOSTICS - IRVING	7	5,520	414	7%	5,941
SYNERGY LABORATORIES	7	5,138	783	13%	5,928
BAYFRONT HEALTH - VENICE REGIONAL MEDICAL	1	5,338	505	9%	5,844
ADVENTHEALTH CENTRA CARE WINTER GARDEN	1	5,211	629	11%	5,841
ST JOSEPHS NORTH HOSPITAL LAB	7	5,011	789	14%	5,807
UNKNOWN	3	3,155	2,648	46%	5,806
HIALEAH HOSPITAL	4	4,496	1,298	22%	5,798
BAPTIST HEALTH SOUTH FLORIDA - DORAL URGENT CARE		4,604	1,179	20%	5,783
FLORIDA HOSPITAL OCALA		4,984	731	13%	5,715
ADVENTHEALTH CENTRA CARE CLERMONT		4,850	857	15%	5,707
ADVENTHEALTH CENTRA CARE WINTER PARK		5,120	545	10%	5,665
MEDRITE MEDICAL CARE, PC	2,650	2,696	315	6%	5,661
ADVENTHEALTH CENTRA CARE UNIVERSITY	1	4,987	662	12%	5,650
OVIEDO MEDICAL CENTER		5,042	588	10%	5,630
BAPTIST HEALTH - NASSAU		5,288	301	5%	5,589
GENE BY GENE, GENOMICS RESEARCH CENTER LAB	43	5,224	279	5%	5,546
IMPERIAL POINT MEDICAL CENTER		5,078	462	8%	5,540
SYNERGY DIAGNOSTIC LABORATORY	85	4,783	576	11%	5,444
HOLIDAY CVS LLC		5,157	238	4%	5,395
ADVENTHEALTH CENTRA CARE DR PHILLIPS		4,882	480	9%	5,362
ADVENTHEALTH CENTRA CARE HUNTERS CREEK	3	4,597	759	14%	5,359
TROPICANA FIELD - LOT 2	19	4,850	477	9%	5,346
FORT WALTON BEACH MEDICAL CENTER		4,492	786	15%	5,278
MARTIN HOSPITAL SOUTH LAB		4,966	282	5%	5,248
ST PETERSBURG GENERAL HOSPITAL		4,405	836	16%	5,241
SUNRISE MEDICAL LABORATORIES	2	4,886	351	7%	5,239
SOLARIS DIAGNOSTICS	8	4,690	529	10%	5,227
SOUTH FLORIDA BAPTIST HOSPITAL MICRO	4	4,300	795	16%	5,099
TRINITY SPRINGS		4,357	729	14%	5,086
BAPTIST HEALTH SOUTH FLORIDA - PEMBROKE PINES URGENT CARE		4,261	819	16%	5,080
HEALTHQUEST ESOTERICS		3,888	1,181	23%	5,069
ADVENTHEALTH CENTRA CARE LEE ROAD		4,554	508	10%	5,062
ADVENTHEALTH CENTRA CARE LAKELAND	1	4,303	662	13%	4,966
ATLANTIS URGENT CARE	1	3,541	1,417	29%	4,959
BAYFRONT HEALTH - PORT CHARLOTTE		4,542	416	8%	4,958
FLORIDA HOSPITAL NORTH PINELLAS	11	4,532	402	8%	4,945
ADVENTHEALTH CENTRA CARE LAKE MARY	2	4,163	619	13%	4,784
BAPTIST HEALTH SOUTH FLORIDA - CORAL SPRINGS URGENT CARE		4,093	665	14%	4,758
MEDEXPRESS URGENT CARE OF BOYNTON BEACH LLC		4,470	266	6%	4,736

COVID-19: testing by laboratory

Data through Jan 27, 2021 verified as of Jan 28, 2021 at 09:25 AM

Data in this report are provisional and subject to change.

The numbers in the table below represent the number of Florida and non-Florida residents for whom test results were received by the Department of Health. A person can be tested by more than one laboratory and can have both positive and negative results. **Therefore, the sum of the numbers in each column will be larger than the total number of people tested.**

Reporting lab	Inconclusive	Negative	Positive	Percent positive	Total
COMMUNITY HEALTH CENTERS OF PINELLAS INC		3,716	994	21%	4,710
ADVENTHEALTH CENTRA CARE SANFORD		4,151	533	11%	4,684
DOCTORS URGENT CARE LLC	1	3,806	873	19%	4,680
ADVENTHEALTH CENTRA CARE MOUNT DORA		3,855	800	17%	4,655
CLINICAL REFERENCE LABORATORY	2	4,421	219	5%	4,642
ACUTIS DIAGNOSTICS	16	3,746	867	19%	4,629
MEDICAL DNA LABS LLC	2	4,233	389	8%	4,624
ADVENTHEALTH CENTRA CARE KISSIMMEE		4,135	471	10%	4,606
MEDEXPRESS URGENT CARE HUDSON		3,989	598	13%	4,587
NIGHT LITE PEDIATRICS	4	3,338	1,241	27%	4,583
PUTNAM COMMUNITY MEDICAL CENTER		3,950	620	14%	4,570
EGLIN AIR FORCE BASE	12	3,296	1,253	27%	4,561
SUNCOAST PATHOLOGY ASSOCIATES		4,165	380	8%	4,545
ANGEL KIDS PEDIATRICS		4,211	270	6%	4,481
MOFFITT CANCER CENTER	6	4,365	93	2%	4,464
ADVENTHEALTH CENTRA CARE APOPKA	1	3,847	597	13%	4,445
UNIVERSITY HOSPITAL AND MEDICAL CENTER		3,396	1,038	23%	4,434
ADVENTIST HEALTH SYSTEMS, SUNBELT INC		3,880	527	12%	4,407
EMPIRE CITY LABORATORIES INC	45	3,724	607	14%	4,376
BAPTIST HEALTH - NORTH		3,367	980	23%	4,347
PARAMOUNT URGENT CARE		2,088	2,239	52%	4,327
NORTHWEST FLORIDA COMMUNITY HOSPITAL	27	2,987	1,252	29%	4,266
ADVENTHEALTH CENTRA CARE ALTAMONTE		3,703	522	12%	4,225
MICROGEN DX	3	3,571	627	15%	4,201
INDIAN RIVER MEDICAL CENTER		3,525	665	16%	4,190
COASTAL MED URGENT CARE		2,755	1,415	34%	4,170
DOCTORS URGENT CARE OF LUTZ LLC	1	3,307	853	20%	4,161
QDX PATHOLOGY SERVICES	2	3,813	338	8%	4,153
PALMS OF PASADENA HOSPITAL		3,666	469	11%	4,135
BAPTIST HEALTH SOUTH FLORIDA - TAMiami TRAIL URGENT CARE		3,302	814	20%	4,116
URGENT CARE CURE	2	3,521	564	14%	4,087
MEASE DUNEDIN HOSPITAL	5	3,662	385	10%	4,052
NIGHT LITE PEDIATRICS URGENT CARE	1	3,413	636	16%	4,050
THE CENTER FOR URGENT CARE	3	3,323	688	17%	4,014
WESTCHESTER HOSPITAL	23	3,206	779	19%	4,008
BAPTIST HEALTH SOUTH FLORIDA - CORAL GABLES (UNIVERSITY) URGENT CARE		3,475	513	13%	3,988
PHYSICIANS REGIONAL MEDICAL CENTER - PINE RIDGE RD	1	3,263	717	18%	3,981
AHCC WESLEY CHAPEL		3,542	411	10%	3,953
ADVENTHEALTH CENTRA CARE AZALEA PARK		3,370	583	15%	3,953
DOCTORS HOSPITAL OF SARASOTA CLINICAL LABORATORY		3,425	509	13%	3,934
BAPTIST HEALTH SOUTH FLORIDA - PINECREST URGENT CARE		3,397	536	14%	3,933
RAULERSON HOSPITAL		3,232	697	18%	3,929
MEDEXPRESS URGENT CARE - ESTERO		3,533	390	10%	3,923
ADVENTHEALTH CENTRA CARE PORT ORANGE		3,235	674	17%	3,909
BAPTIST HEALTH SOUTH FLORIDA - KENDALE LAKES URGENT CARE		3,119	785	20%	3,904
ADVENTHEALTH CENTRA CARE OVIEDO		3,343	556	14%	3,899
NCH DOWNTOWN NAPLES HOSPITAL	11	3,410	475	12%	3,896

COVID-19: testing by laboratory

Data through Jan 27, 2021 verified as of Jan 28, 2021 at 09:25 AM

Data in this report are provisional and subject to change.

The numbers in the table below represent the number of Florida and non-Florida residents for whom test results were received by the Department of Health. A person can be tested by more than one laboratory and can have both positive and negative results. **Therefore, the sum of the numbers in each column will be larger than the total number of people tested.**

Reporting lab	Inconclusive	Negative	Positive	Percent positive	Total
PRO CLINIC		3,007	854	22%	3,861
BAPTIST HEALTH SOUTH FLORIDA - CORAL GABLES URGENT CARE		3,198	641	17%	3,839
HEALTH FIRST ADVENTHEALTH CENTRA CARE GATEWAY	1	3,431	364	10%	3,796
TALLAHASSEE PRIMARY CARE ASSOCIATES		3,259	494	13%	3,753
GENESIS DIAGNOSTICS		3,458	236	6%	3,694
NCH NORTH NAPLES HOSPITAL	5	3,161	526	14%	3,692
HEALTH FIRST ADVENTHEALTH CENTRA CARE TITUSVILLE		3,299	392	11%	3,691
ADVENTHEALTH CENTRA CARE SOUTH ORANGE		3,146	537	15%	3,683
BAPTIST HEALTH SOUTH FLORIDA - PALMETTO BAY URGENT CARE		3,085	591	16%	3,676
ADVENTHEALTH CENTRA CARE LONGWOOD		3,249	426	12%	3,675
ADVENTHEALTH CENTRA CARE ORANGE LAKE		3,233	407	11%	3,640
FLORIDA FAMILY LABORATORY, INC DBA	20	3,302	313	9%	3,635
MINUTECLINIC LLC #3703		3,033	600	17%	3,633
MINUTECLINIC		3,115	516	14%	3,631
CLARITY LAB SOLUTIONS LLC		3,608	4	0%	3,612
MEDEXPRESS URGENT CARE - ROYAL PALM BEACH		3,260	327	9%	3,587
BETHESDA HOSPITAL WEST		3,237	348	10%	3,585
ADVENT HEALTH - HEART OF FLORIDA ER	1	3,033	522	15%	3,556
MEDEXPRESS URGENT CARE - GOLDEN GATE		3,179	367	10%	3,546
MEDEXPRESS URGENT CARE PALM BEACH GARDENS		3,286	257	7%	3,543
ADVENTHEALTH CENTRA CARE LEESBURG		2,827	712	20%	3,539
MEMORIAL HOSPITAL- MIRAMAR	12	3,237	274	8%	3,523
TWIN CITIES HOSPITAL	1	3,072	446	13%	3,519
ESCAMBIA COMMUNITY CLINICS INC	7	2,549	963	27%	3,519
PEDIATRIC HEALTH CARE ALLIANCE PA		3,192	318	9%	3,510
ADVENTHEALTH CENTRA CARE SAND LAKE		3,151	343	10%	3,494
US BIOTEK LABORATORIES	13	3,126	349	10%	3,488
BAYFRONT HEALTH - SEVEN RIVERS		3,160	317	9%	3,477
BAYA PHARMACY & URGENT CARE		2,484	969	28%	3,453
SIPARADIGM LLC	21	3,212	199	6%	3,432
ASCENSION SACRED HEART - EMERALD COAST		2,774	616	18%	3,390
MIDWAY SPECIALTY CARE CENTER DIAGNOSTICS	38	3,054	226	7%	3,318
BAPTIST HEALTH SOUTH FLORIDA - DAVIE URGENT CARE		2,712	551	17%	3,263
BAYFRONT HEALTH - BROOKSVILLE		2,842	399	12%	3,241
MEDEXPRESS URGENT CARE - LAKELAND		2,848	379	12%	3,227
DOCTORS TEST CENTERS		2,795	403	13%	3,198
BAPTIST HEALTH SOUTH FLORIDA - WESTON URGENT CARE		2,739	353	11%	3,092
PARAMOUNT URGENT CARE - WINDERMERE		1,968	1,120	36%	3,088
ADVENTHEALTH EXPRESS CARE		2,448	624	20%	3,072
MEDCOMP SCIENCES LLC	33	1,481	1,552	51%	3,066
ENGLEWOOD COMMUNITY HOSPITAL		2,745	305	10%	3,050
LAKESIDE MEDICAL CENTER		2,365	666	22%	3,031
ADVENTHEALTH PROMPT CARE	1	2,124	897	30%	3,022
AMELIA URGENT CARE		1,544	1,459	49%	3,003
DESOTO MEMORIAL HOSPITAL	3	2,457	538	18%	2,998
BARTOW REGIONAL MEDICAL CENTER	1	2,506	461	16%	2,968
ADVENTHEALTH CENTRA CARE COLONIAL TOWN	2	2,634	315	11%	2,951

COVID-19: testing by laboratory

Data through Jan 27, 2021 verified as of Jan 28, 2021 at 09:25 AM

Data in this report are provisional and subject to change.

The numbers in the table below represent the number of Florida and non-Florida residents for whom test results were received by the Department of Health. A person can be tested by more than one laboratory and can have both positive and negative results. **Therefore, the sum of the numbers in each column will be larger than the total number of people tested.**

Reporting lab	Inconclusive	Negative	Positive	Percent positive	Total
LEE HEALTH CONVENIENT CARE - PAGE FIELD		2,484	463	16%	2,947
PRECISION HEALTH SOLUTIONS		2,808	108	4%	2,916
STONE CLINICAL LABORATORIES		2,789	96	3%	2,885
VETERANS AFFAIRS MEDICAL CENTER - ORLANDO		1,343	1,532	53%	2,875
WALGREENS ORLANDO	3	2,523	339	12%	2,865
BAPTIST HEALTH URGENT CARE AT SAWGRASS		2,398	462	16%	2,860
BAPTIST HEALTH SOUTH FLORIDA - BRICKELL URGENT CARE		2,363	492	17%	2,855
EMERALD COAST URGENT CARE		2,135	708	25%	2,843
WALGREEN CO	2	2,522	318	11%	2,842
VENTURE MEDICAL OF FLORIDA LLC		2,613	225	8%	2,838
BAYFRONT HEALTH - PUNTA GORDA		2,632	202	7%	2,834
HIGHLANDS REGIONAL MEDICAL CENTER		2,141	654	23%	2,795
ACCU REFERENCE MEDICAL LAB	2	2,147	641	23%	2,790
FLORIDA COMMUNITY HEALTH CENTER		2,166	605	22%	2,771
MEDEXPRESS URGENT CARE CAPE CORAL		2,338	410	15%	2,748
SELECT LABORATORIES - MARION COUNTY, FL LLC	3	2,480	224	8%	2,707
HEALTH FIRST ADVENTHEALTH CENTRA CARE COCOA		2,427	248	9%	2,675
BAYFRONT HEALTH - SPRING HILL		2,422	248	9%	2,670
CITRUS MEMORIAL HOSPITAL LABORATORY		2,239	393	15%	2,632
MEMORIAL HOSPITAL PEMBROKE	3	2,316	310	12%	2,629
HOLIDAY CVS LLC DBA CVS PHARMACY #5154		2,552	71	3%	2,623
BMCT Molecular Diagnostics Subsection		2,148	464	18%	2,612
MEDEXPRESS URGENT CARE - DELAND		2,305	267	10%	2,572
ADVENT HEALTH - OCALA		2,124	442	17%	2,566
PALMS MEDICAL GROUP	5	1,693	832	33%	2,530
MINUTECLINIC LLC # 0709		2,137	378	15%	2,515
ADVENTHEALTH CENTRA CARE		2,150	346	14%	2,496
SPORTS DRUG TESTING LABORATORY	45	2,356	88	4%	2,489
ADVENTIST HEALTH SYSTEMS SUNBELT IN DBA		2,243	235	9%	2,478
HEALTH FIRST ADVENTHEALTH CENTRA CARE MALABAR		2,212	247	10%	2,459
EMERALD COAST URGENT CARE LLC		1,804	653	27%	2,457
PHARMCO RX	2	2,236	197	8%	2,435
EMERALD COAST URGENT CARE, LLC	1	1,793	598	25%	2,392
ADVENT HEALTH - NEW SMYRNA		1,856	507	21%	2,363
MEDEXPRESS URGENT CARE LEHIGH ACRES		2,050	312	13%	2,362
BAPTIST HEALTHCARE - GULF BREEZE HOSPITAL	3	1,944	413	18%	2,360
MARINERS HOSPITAL		2,132	227	10%	2,359
ADVENTHEALTH CENTRA CARE KIDS LAKE MARY		2,173	181	8%	2,354
BAPTIST HEALTH EMERGENCY CENTER COUNTRY WALK	1	1,973	377	16%	2,351
NXGEN MDX LLC	4	2,067	258	11%	2,329
BAPTIST HEALTH - CLAY		1,976	346	15%	2,322
LEE HEALTH - COCONUT POINT CLINICAL LAB	2	1,872	433	19%	2,307
PRIMEHEALTH URGENT CARE INC		1,966	327	14%	2,293
COMMUNITY HEALTH NORTHWEST FLORIDA	4	1,739	546	24%	2,289
PHYSICIANS STAT LAB	3	1,066	1,203	53%	2,272
SCION LAB SERVICES LLC	22	2,078	168	7%	2,268
PREMIER URGENT CARE OF BREVARD LLC	1	1,916	335	15%	2,252

COVID-19: testing by laboratory

Data through Jan 27, 2021 verified as of Jan 28, 2021 at 09:25 AM

Data in this report are provisional and subject to change.

The numbers in the table below represent the number of Florida and non-Florida residents for whom test results were received by the Department of Health. A person can be tested by more than one laboratory and can have both positive and negative results. **Therefore, the sum of the numbers in each column will be larger than the total number of people tested.**

Reporting lab	Inconclusive	Negative	Positive	Percent positive	Total
PROHEALTH	1	810	1,431	64%	2,242
ADVENT HEALTH CENTRA CARE -WINTER PARK KIDS URGENT CARE	4	2,015	212	10%	2,231
URGENT CARE OF THE PALM BEACHES		1,682	548	25%	2,230
PRIMEHEALTH URGENT CARE	1	1,865	360	16%	2,226
LABORATORY OF FLORIDA LLC	40	2,025	160	7%	2,225
BAPTIST HEALTH - OAKLEAF		1,822	402	18%	2,224
BAPTIST HEALTH SOUTH FLORIDA - MIAMI BEACH URGENT CARE		1,885	317	14%	2,202
MINUTECLINIC LLC #3631		1,846	354	16%	2,200
BRASHEAR'S VITAL CARE CORP		1,664	506	23%	2,170
PHYSICIANS REGIONAL MEDICAL CENTER - COLLIER BLVD	1	1,526	636	29%	2,163
MINUTECLINIC LLC 5852		1,809	342	16%	2,151
PHYSICIAN ASSOCIATES		1,916	227	11%	2,143
LABS ASAP LLC		1,892	249	12%	2,141
MEDEXPRESS FORT MYERS		1,865	274	13%	2,139
LOWER KEYS MEDICAL CENTER		1,890	244	11%	2,134
GESSLER CLINIC		1,375	759	36%	2,134
MINUTECLINIC LLC		1,766	305	15%	2,071
MC DIAGNOSTIC OF CONNECTICUT, PC #2220		1,734	326	16%	2,060
PARAMOUNT URGENT CARE - ORLANDO		1,314	727	36%	2,041
MEDEXPRESS URGENT CARE CORAL SPRINGS		1,823	195	10%	2,018
VERILY LIFE SCIENCES		1,986	16	1%	2,002
ACCESS POINT HEALTHCARE URGENT & PRIMARY CARE	2	1,473	523	26%	1,998
MEDONE PLLC		1,512	480	24%	1,992
DOC SMILEY'S URGENT CARE		1,706	247	13%	1,953
ASSOCIATED PATHOLOGISTS, LLC	3	1,605	345	18%	1,953
MEDEXPRESS URGENT CARE - VERO BEACH		1,659	244	13%	1,903
MEDEXPRESS URGENT CARE - CLEWISTON		1,596	307	16%	1,903
DONALD W ROBERTSON DO PA		1,446	442	23%	1,888
TAMPA COMMUNITY HOSPITAL		1,569	300	16%	1,869
MINUTECLINIC LLC #5249		1,444	421	23%	1,865
FLORIDA MEDICAL CLINIC	3	936	925	50%	1,864
MINUTECLINIC LLC #4415		1,494	328	18%	1,822
MEDFAST URGENT CARE CENTERS LLC		497	1,323	73%	1,820
DR G'S URGENT CARE		1,580	239	13%	1,819
ADVENTHEALTH CENTRA CARE CONWAY		1,520	295	16%	1,815
GENUS3		1,741	70	4%	1,811
FLOWERS HOSPITAL		1,612	178	10%	1,790
INFINITY BIOLOGIX LLC (GINKO BIOWORKS)		1,752	38	2%	1,790
MINUTECLINIC LLC #8396		1,512	277	15%	1,789
MEDEXPRESS PORT CHARLOTTE		1,621	157	9%	1,778
UNIVERSITY OF NORTH FLORIDA STUDENT HEALTH		1,717	54	3%	1,771
MINUTECLINIC LLC #3463		1,479	291	16%	1,770
MINUTECLINIC LLC #5253		1,437	323	18%	1,760
CARENOW URGENT CARE		1,008	738	42%	1,746
MINUTECLINIC LLC #1067		1,487	248	14%	1,735
JW PLASTIC SURGERY		1,449	244	14%	1,693
PARAMOUNT URGENT CARE INC		392	1,294	77%	1,686

COVID-19: testing by laboratory

Data through Jan 27, 2021 verified as of Jan 28, 2021 at 09:25 AM

Data in this report are provisional and subject to change.

The numbers in the table below represent the number of Florida and non-Florida residents for whom test results were received by the Department of Health. A person can be tested by more than one laboratory and can have both positive and negative results. **Therefore, the sum of the numbers in each column will be larger than the total number of people tested.**

Reporting lab	Inconclusive	Negative	Positive	Percent positive	Total
BAY MEDICAL CENTER SACRED HEART HEALTH SYSTEM		1,218	451	27%	1,669
PARAMOUNT URGENT CARE - OVIEDO		983	685	41%	1,668
DYNIX DIAGNOSTIX		1,365	292	18%	1,657
MEDEXPRESS URGENT CARE BOCA RATON		1,510	135	8%	1,645
MINUTE CLINIC LLC		1,397	239	15%	1,636
SPARROW HEALTHCARE	2	1,376	236	15%	1,614
ASCENSION SACRED HEART - GULF		1,194	416	26%	1,610
MINUTECLINIC LLC #5190		1,294	297	19%	1,591
MINUTECLINIC LLC #5854		1,340	251	16%	1,591
HOLMES REG MED CENTER CLINICAL LAB		1,304	279	18%	1,583
JACKSON HOSPITAL CLINICAL LABORATORY		1,332	250	16%	1,582
ADVENT HEALTH - DADE CITY		1,371	204	13%	1,575
OPTEO LABORATORY		1,540	33	2%	1,573
MELBOURNE MEDICAL LABORATORY☐	2	1,365	201	13%	1,568
IGENOMIX USA LLC	42	1,383	141	9%	1,566
MARTIN HEALTH SYSTEM - ST LUCIE WEST		1,401	156	10%	1,557
NORTH SHORE LONG ISLAND JEWISH HEALTH		1,480	75	5%	1,555
BARDMOOR LABORATORY	9	1,319	222	14%	1,550
NCH NORTHEAST	7	1,154	361	24%	1,522
SHELL POINT NURSING PAVILION	1	1,462	58	4%	1,521
QUICK CARE MED PL	2	1,271	242	16%	1,515
CAREFAST+		868	639	42%	1,507
PARRISH MEDICAL CENTER	1	1,292	187	13%	1,480
LABTECH DIAGNOSTIC		1,213	265	18%	1,478
AMELIA EXPRESS CARE LLC	10	1,256	207	14%	1,473
MINUTECLINIC LLC #7886		1,255	209	14%	1,464
ADVANCE MEDICAL OF NAPLES		326	1,120	77%	1,446
UHEALTH DEERFIELD BEACH/UMSYLVESTER DEERFIELD BEACH LABORATORY	3	1,378	55	4%	1,436
DOC SMILEYS URGENT CARE LLC		1,160	270	19%	1,430
CHARLES AIESI CONSULTING INC	8	1,240	178	12%	1,426
ASSURANCE SCIENTIFIC LABORATORIES	1	1,145	276	19%	1,422
BIOCERNA LLC	9	1,248	164	12%	1,421
PATIENTS CHOICE LABORATORIES		829	588	41%	1,417
PATIENTS FIRST - THOMASVILLE ROAD		1,246	169	12%	1,415
BOND URGENT CARE LLC		1,012	381	27%	1,393
NEIGHBORHOOD MEDICAL CENTER INC	16	1,209	152	11%	1,377
MARION E FETHER MEDICAL CENTER, THE		1,254	121	9%	1,375
BAPTIST HEALTH SOUTH FLORIDA - COUNTRY WALK URGENT CARE EXPRESS		1,182	192	14%	1,374
INTELEX LABS, LLC		1,316	47	3%	1,363
ASCENSION ST VINCENT'S - SOUTHSIDE		1,309	49	4%	1,358
MINUTECLINIC LLC #3662		1,133	209	16%	1,342
GENESIS LABORATORY MANAGEMENT	11	1,115	211	16%	1,337
MINUTECLINIC LLC #5069		1,076	249	19%	1,325
ARCPOINT LABS		778	529	40%	1,307
MINUTECLINIC LLC #5214		1,113	188	14%	1,301
EMERGENCY PHYSICIANS MEDICAL CENTER		360	940	72%	1,300
MINI ER WATERFORD LAKES, THE		1,095	204	16%	1,299

COVID-19: testing by laboratory

Data through Jan 27, 2021 verified as of Jan 28, 2021 at 09:25 AM

Data in this report are provisional and subject to change.

The numbers in the table below represent the number of Florida and non-Florida residents for whom test results were received by the Department of Health. A person can be tested by more than one laboratory and can have both positive and negative results. **Therefore, the sum of the numbers in each column will be larger than the total number of people tested.**

Reporting lab	Inconclusive	Negative	Positive	Percent positive	Total
MINUTECLINIC LLC #3705		1,104	183	14%	1,287
PENSACOLA PEDIATRICS PA	1	1,128	155	12%	1,284
NCHMD INC		1,038	245	19%	1,283
MINUTECLINIC LLC # 0514		1,096	176	14%	1,272
BAPTIST HEALTH SOUTH FLORIDA - KEY BISCANE URGENT CARE EXPRESS		1,115	152	12%	1,267
TEMPUS CLINICAL LABORATORY	10	1,104	139	11%	1,253
MINUTECLINIC LLC #1771		1,029	214	17%	1,243
LAKE WALES MEDICAL CENTER INC		1,083	160	13%	1,243
AMELIA EXPRESS CARE		710	531	43%	1,241
SACRED HEART HEALTH SYSTEM, INC		763	476	38%	1,239
MINUTECLINIC LLC #7887		1,091	148	12%	1,239
UNIVERSITY OF ALABAMA AT BIRMINGHAM		1,206	32	3%	1,238
ALTRU DIAGNOSTICS INC	2	1,133	101	8%	1,236
WHITE WILSON MEDICAL CENTER		162	1,071	87%	1,233
BAYFRONT HEALTH - CITRUS HILLS		1,029	194	16%	1,223
CLINICORE		1,124	91	7%	1,215
MINUTECLINIC LLC #1055		926	285	24%	1,211
NYU HOSPITALS CENTER CLINICAL LABORATORIES		1,175	36	3%	1,211
LABORATORY SPECIALISTS OF MICHIGAN		985	220	18%	1,205
ACCESS MEDICAL LABS		746	448	38%	1,194
MINUTECLINIC, LLC #4015		880	310	26%	1,190
VAVA PARTNERS LLC		438	751	63%	1,189
Community_Health		1,013	174	15%	1,187
PREMIER MEDICAL		1,097	90	8%	1,187
MEDEXPRESS URGENT CARE - JAX ATLANTIC BLVD		1,009	169	14%	1,178
MINUTECLINIC LLC #4458		912	259	22%	1,171
MINUTECLINIC LLC # 3930		978	191	16%	1,169
MINUTECLINIC LLC # 3686		985	181	16%	1,166
MINUTECLINIC LLC #3003		896	257	22%	1,153
MINUTECLINIC LLC #7173		998	154	13%	1,152
PHYSICIANS PRIMARY CARE	2	968	182	16%	1,152
MINUTECLINIC LLC #3814		915	235	20%	1,150
BAPTIST HEALTHCARE - JAY HOSPITAL		819	318	28%	1,137
BAPTIST HEALTH EMERGENCY CENTER AT WEST CORAL WAY		860	266	24%	1,126
MINUTECLINIC, LLC (CLINIC 10699)		952	170	15%	1,122
WHOLE FAMILY HEALTH CENTER INC		887	232	21%	1,119
UHEALTH CLINIC AT WALGREENS		909	209	19%	1,118
TOM LEE COMMUNITY HEALTH CENTER		775	342	31%	1,117
HOLIDAY CVS LLC DBA CVSPHARMACY #5155		1,070	44	4%	1,114
CAPSTONE HEALTHCARE		784	329	30%	1,113
VERITAS GENETICS	61	932	116	10%	1,109
MINUTECLINIC LLC #3291		959	146	13%	1,105
MINUTECLINIC LLC #7225		942	158	14%	1,100
COASTAL LABORATORIES	1	812	277	25%	1,090
TREASURE COAST MEDICAL ASSOCIATES INC		697	390	36%	1,087
SMA LAB	7	967	111	10%	1,085
MINUTECLINIC LLC #7973		909	175	16%	1,084

COVID-19: testing by laboratory

Data through Jan 27, 2021 verified as of Jan 28, 2021 at 09:25 AM

Data in this report are provisional and subject to change.

The numbers in the table below represent the number of Florida and non-Florida residents for whom test results were received by the Department of Health. A person can be tested by more than one laboratory and can have both positive and negative results. **Therefore, the sum of the numbers in each column will be larger than the total number of people tested.**

Reporting lab	Inconclusive	Negative	Positive	Percent positive	Total
STAGEZERO LIFE SCIENCES INC	3	969	94	9%	1,066
LAB24 INC	3	395	665	63%	1,063
EPN URGENT CARE NAPLES	2	746	314	30%	1,062
MINUTECLINIC, LLC #3204		872	189	18%	1,061
MINUTECLINIC LLC #3635		918	142	13%	1,060
RAINBOW RIVER MEDICAL LABORATORY		977	82	8%	1,059
NORTH FLORIDA PEDIATRICS-TALLAHASSEE		951	92	9%	1,043
MINUTECLINIC LLC #3257		838	203	20%	1,041
ED FRASER MEMORIAL HOSPITAL		818	212	21%	1,030
ADVANCED DIAGNOSTIC LABORATORY		983	46	4%	1,029
PEDIATRIC HEALTH CARE ALLIANCE - NORTHDAL		929	94	9%	1,023
PARAMOUNT URGENT CARE VILLAGES		705	318	31%	1,023
OPTUM LABS LLC		882	130	13%	1,012
SOLARIS HEALTHCARE PALATKA		923	81	8%	1,004
PROJECT HEALTH, INC SUMTERVILLE	5	819	173	17%	997
MINUTECLINIC LLC #4024		828	166	17%	994
VERITOR		850	141	14%	991
PALM HARBOR PHARMACY		847	136	14%	983
ELLENTON URGENT CARE		754	227	23%	981
MINUTECLINIC LLC #3285		842	138	14%	980
ST ANNES NURSING CENTER		956	22	2%	978
JUPITER MEDICAL CENTER URGENT CARE		663	313	32%	976
MINUTECLINIC LLC # 7933		843	132	14%	975
MINUTECLINIC LLC #5216		799	175	18%	974
MINUTECLINIC LLC #1821		853	110	11%	963
MINUTECLINIC LLC #3654		769	189	20%	958
MINUTECLINIC, LLC #5817		764	194	20%	958
MINUTECLINIC LLC #3648		763	181	19%	944
NAPLES URGENT CARE	1	584	357	38%	942
LAKELAND REGIONAL HEALTH - PWC/OB		36	902	96%	938
MINUTECLINIC LLC #3748		721	211	23%	932
VRL EUROFINs - DALLAS		913	13	1%	926
GENE TOX WORLDWIDE	60	736	125	14%	921
FLORIDA DEPARTMENT OF HEALTH IN POLK COUNTY	2	691	227	25%	920
COASTAL PEDIATRIC GROUP		795	124	13%	919
FLAGLER HOSPITAL LABORATORY	8	34	874	95%	916
MINUTECLINIC LLC #4201		796	115	13%	911
MINUTECLINIC LLC #5924		756	154	17%	910
STEWART REFERENCE LABORATORY	1	545	363	40%	909
XYZ LABORATORY	8	791	104	12%	903
CAREFAST MURABELLA		501	396	44%	897
PRIMARY CARE OF THE TREASURE COAST		784	107	12%	891
FAST TRACK URGENT CARE CENTER		4	887	100%	891
LENCO MEDICAL LABORATORY		848	36	4%	884
GENEIQ		834	47	5%	881
PATIENTS FIRST LAKE ELLA MEDICAL CENTER		766	114	13%	880
PARAMOUNT URGENT CARE - CLERMONT		686	178	21%	864

COVID-19: testing by laboratory

Data through Jan 27, 2021 verified as of Jan 28, 2021 at 09:25 AM

Data in this report are provisional and subject to change.

The numbers in the table below represent the number of Florida and non-Florida residents for whom test results were received by the Department of Health. A person can be tested by more than one laboratory and can have both positive and negative results. **Therefore, the sum of the numbers in each column will be larger than the total number of people tested.**

Reporting lab	Inconclusive	Negative	Positive	Percent positive	Total
MINUTECLINIC LLC #4612		648	212	25%	860
HISTOPATHOLOGY SERVICES, LLC		763	96	11%	859
TACACHALE CLINICAL LABORATORY	1	807	45	5%	853
KEYS AHEC SCHOOL MEDICAL CLINIC	7	763	78	9%	848
INTEGRITY LABORATORIES, LLC	2	691	155	18%	848
MINUTECLINIC LLC #3255		672	172	20%	844
MINUTECLINIC LLC #1807		692	150	18%	842
TYNDALL AIR FORCE BASE		643	196	23%	839
ARCPPOINT LABS OF CORAL SPRINGS FL		741	95	11%	836
MEDIQUICK URGENT CARE CENTERS INC		455	380	46%	835
EUROFINS NTD, LLC		797	38	5%	835
NORTH FLORIDA PEDIATRICS - LAKE CITY		637	192	23%	829
PROFESSIONAL HEALTH EXAMINERS DBA PROHEALTH	1	655	170	21%	826
FLORIDA HOSPITAL ORLANDO		743	74	9%	817
ASCENSION ST VINCENT'S - CLAY		775	32	4%	807
HENDRY REGIONAL MEDICAL CENTER CLINICAL LABORATORY		594	204	26%	798
NITE LITE PEDIATRICS		234	563	71%	797
BLUE MED CONSULTANTS		772	24	3%	796
PHAROS HEALTH		623	167	21%	790
THE HEALTH CENTER OF PLANT CITY		719	69	9%	788
READY RESPONDERS FLORIDA, PLLC		672	114	15%	786
MINUTECLINIC LLC #3236		665	117	15%	782
MINUTECLINIC LLC #476		643	136	17%	779
BROWNWOOD CARE CENTER		693	77	10%	770
MINUTECLINIC, LLC DBA MINUTECLINIC #4717		741	27	4%	768
DEPARTMENT OF CLINICAL LABS		749	15	2%	764
MACDILL AIR FORCE BASE		710	51	7%	761
ADDICTION LABS OF AMERICA	3	689	66	9%	758
DYNIX DIAGNOSTICS	2	524	229	30%	755
COVANCE CLINICAL RESEARCH UNIT INC		735	19	3%	754
NONE		308	439	59%	747
PALM BAY HOSPITAL CLINICAL LABORATORY		479	259	35%	738
MINUTECLINIC LLC # 3579		619	118	16%	737
VRL EUROFINS		709	27	4%	736
MIAMI JEWISH HEALTH SYSTEMS		687	43	6%	730
CVS HEALTH		520	205	28%	725
LEE COUNTY EMERGENCY MEDICAL SERVICE		630	94	13%	724
ADVENT HEALTH LAB - ORLANDO		430	292	40%	722
NORTH OKALOOSA MEDICAL CENTER		414	307	43%	721
NORTH FLORIDA PEDIATRICS PA - SUWANNEE	3	605	112	16%	720
BAPTIST HEALTH - MD ANDERSON CANCER CENTER		715	4	1%	719
KETAMINE HEALTH CENTERS LLC		644	70	10%	714
DISNEY COVID TEST SITE		703	10	1%	713
FIRST QUALITY LABORATORY		667	41	6%	708
MINUTECLINIC, LLC #3245		535	173	24%	708
COASTAL PHYSICIANS, LLC		561	147	21%	708
UNIVERSITY OF WEST FLORIDA STUDENT HEALTH SERVICES	1	588	116	16%	705

COVID-19: testing by laboratory

Data through Jan 27, 2021 verified as of Jan 28, 2021 at 09:25 AM

Data in this report are provisional and subject to change.

The numbers in the table below represent the number of Florida and non-Florida residents for whom test results were received by the Department of Health. A person can be tested by more than one laboratory and can have both positive and negative results. **Therefore, the sum of the numbers in each column will be larger than the total number of people tested.**

Reporting lab	Inconclusive	Negative	Positive	Percent positive	Total
C.W. BILL YOUNG VA MEDICAL CENTER	1	19	683	97%	703
OPTUMCARE FLORIDA LLC		517	185	26%	702
CAREMED CLINIC LLC		495	202	29%	697
SANTA ROSA MEDICAL GROUP		551	146	21%	697
MINUTECLINIC LLC #1815		599	97	14%	696
MINUTECLINIC LLC #3637		516	175	25%	691
Tampa Lakes Health and Rehabilitation Center	2	620	69	10%	691
NORTHEAST FLORIDA NEUROLOGY CLINICS, INC		581	109	16%	690
PREMIER MEDICAL LABORATORY SERVICES	1	463	222	32%	686
ANY LAB TEST NOW	1	447	236	35%	684
MINUTECLINIC LLC #8381		556	126	18%	682
FIU-HEALTH AUXILIARY LABORATORY	3	622	56	8%	681
MYTEST DIAGNOSTICS		626	53	8%	679
KENDALL HEALTHCARE PROPERTIES DBA	2	646	27	4%	675
LITTLE PINE PEDIATRICS		464	209	31%	673
MINI ER ADULT AND PEDIATRIC URGENT CARE		574	98	15%	672
VITAS HEALTHCARE CORPORATION OF FLA		669	3	0%	672
PROFESSIONAL HEALTH EXAMINERS		565	101	15%	666
Victoria Nursing and Rehabilitation Center		620	46	7%	666
WILLOWBROOKE COURT AT EDGEWATER POINTE ESTATES		657	9	1%	666
NCH HEALTHCARE SYSTEM MICROBIOLOGY LAB		1	663	100%	664
ER QUICKCARE PL		548	115	17%	663
NORTH SHORE LIJ URGENT CARE PC		628	35	5%	663
VENICE REGIONAL MEDICAL CENTER		574	88	13%	662
MEDICAL FP - WHOLE FAMILY HEALTH CENTER		539	119	18%	658
PRIMARY CARE SERVICES AT INDIAN RIVER ESTATES		636	14	2%	650
MINUTECLINIC LLC #1350		537	113	17%	650
APALACHEE CORRECTIONAL INSTITUTION EAST UNIT		633	16	2%	649
Point of Care Testing	1	113	531	82%	645
CARE ONE OF FLORIDA LLC		435	209	32%	644
MAVERICK LABS		456	188	29%	644
DOCTOR'S MEMORIAL HOSPITAL		485	157	24%	642
ORLANDO HEALTH AND REHAB CENTER		599	39	6%	638
AFC PHYSICIANS OF FLORIDA		431	204	32%	635
CONSULATE HEALTH CARE OF NEW PORT RICHEY	2	514	117	18%	633
TREE HOUSE PEDIATRICS PLLC		570	63	10%	633
STEWART ROCKLEDGE HOSPITAL		488	145	23%	633
FISHERMENS HOSPITAL CLINICAL LAB		576	56	9%	632
MIDWAY SPECIATLY CARE CENTER		410	220	35%	630
SOLARIS HEALTHCARE CHARLOTTE HARBOR		579	46	7%	625
PALACE NURSING HOME & REHAB CENTER		589	34	5%	623
ADVANCED MEDICAL OF NAPLES LLC		534	89	14%	623
PROHEALTH MEDICAL CLINIC		84	526	86%	610
HOLY CROSS HOSPITAL		12	598	98%	610
PALM GARDEN OF PORT SAINT LUCIE		604	6	1%	610
NORTH FLORIDA PEDIATRICS PA		518	90	15%	608
INTERLACHEN PEDIATRICS		582	26	4%	608

COVID-19: testing by laboratory

Data through Jan 27, 2021 verified as of Jan 28, 2021 at 09:25 AM

Data in this report are provisional and subject to change.

The numbers in the table below represent the number of Florida and non-Florida residents for whom test results were received by the Department of Health. A person can be tested by more than one laboratory and can have both positive and negative results. **Therefore, the sum of the numbers in each column will be larger than the total number of people tested.**

Reporting lab	Inconclusive	Negative	Positive	Percent positive	Total
CREEKSIDE CARE CENTER	1	520	84	14%	605
PEDIATRICS OF CENTRAL FLORIDA PA	18	543	39	7%	600
LPG COCONUT POINT		485	115	19%	600
PATIENTS FIRST - MAHAN DRIVE		164	435	73%	599
CATALYST WALK IN CLINIC		463	130	22%	593
MANOR PINES CONVALESCENT CENTER LLC	1	571	20	3%	592
JOHN KNOX VILLAGE HEALTH CENTER		572	18	3%	590
LIFE CARE CENTER OF ORANGE PARK		558	30	5%	588
MOUNT SINAI LABORATORY		561	25	4%	586
GENOME LLC	2	520	63	11%	585
LIFE CARE CENTER OF NEW PORT RICHEY		550	33	6%	583
POINT OF CARE TESTING SITE		556	24	4%	580
VETERANS AFFAIRS MEDICAL CENTER - JAMES A HALEY			580	100%	580
INTERLACHEN PEDIATRICS PA		551	28	5%	579
MEDICAL CONSULTANTS OF FLORIDA, LLC		477	102	18%	579
MEDICAL VB		451	120	21%	571
MINUTECLINIC, LLC # 4469		471	96	17%	567
GULF COAST VILLAGE		535	29	5%	564
WOODLANDS MEDICAL SPECIALISTS		347	216	38%	563
CRUCIAL CARE EMERGENCY MEDICINE DOCTORS		430	132	23%	562
GULF COAST MOLECULAR LABORATORIES	12	460	90	16%	562
ETHOS WELLNESS PHARMACY		520	41	7%	561
GROWING TOGETHER PEDIATRICS LLC		515	46	8%	561
TENNESSEE DOH - NASHVILLE	2	493	65	12%	560
HOLMES REGIONAL MEDICAL CENTER		5	552	99%	557
XPRESS URGENT CARE	3	463	89	16%	555
RIVER TOWN DIAGNOSTIC LLC		395	160	29%	555
REDI MED LLC		420	133	24%	553
SEBASTIAN RIVER MEDICAL CENTER	2	409	142	26%	553
CONSULATE HEALTHCARE OF VERO BEACH	14	461	77	14%	552
NCHMD, INC SOUTHEAST IMMEDIATE CARE		420	132	24%	552
PRIMARY CARE SERVICES AT ST ANDREWS ESTATES		552			552
USF MORSANI CENTER FOR ADVANCED HEALTH CARE		478	74	13%	552
CAPE CANAVERAL HOSPITAL		342	210	38%	552
SHORELINE PHYSICIAN GROUP		342	209	38%	551
The Sands at South Beach		545	4	1%	549
GOLDEN GLADES NURSING & REHABILITATION CTR		540	9	2%	549
ST JOHN'S NURSING CENTER		531	17	3%	548
HMA SANTA ROSA MEDICAL CENTER LLC DBA		426	121	22%	547
VITAE DIAGNOSTICS		534	13	2%	547
MID-FLORIDA PATHOLOGY		427	120	22%	547
ECCOLAB GROUP	1	144	402	73%	547
CHILDRENS MEDICAL ASSOCIATION		493	51	9%	544
THE PRESERVE		533	7	1%	540
COASTAL URGENT CARE		425	115	21%	540
MAIN STREET MEDICAL CENTER		127	412	76%	539
BROAD INSTITUTE CLINICAL SEQUENCING RESEARCH PLATFORM	1	518	20	4%	539

COVID-19: testing by laboratory

Data through Jan 27, 2021 verified as of Jan 28, 2021 at 09:25 AM

Data in this report are provisional and subject to change.

The numbers in the table below represent the number of Florida and non-Florida residents for whom test results were received by the Department of Health. A person can be tested by more than one laboratory and can have both positive and negative results. **Therefore, the sum of the numbers in each column will be larger than the total number of people tested.**

Reporting lab	Inconclusive	Negative	Positive	Percent positive	Total
NCF DIAGNOSTICS & DNA TECHNOLOGIES	15	204	318	59%	537
PALM GARDEN OF VERO BEACH		498	39	7%	537
LIFE CARE CENTER OF HILLIARD		521	15	3%	536
Signature HealthCare Center of Waterford		507	28	5%	535
SOUTHEAST ALABAMA MEDICAL CENT		486	49	9%	535
AMERICAN FAMILY CARE PENSACOLA WEST		1	533	100%	534
ADVENTHEALTH MEDICAL GROUP PROMPT CARE		376	155	29%	531
THERADOC		152	378	71%	530
SPECTOR SCIENTIFIC LAB	1	216	310	59%	527
MED FAST URGENT CARE CENTER		260	266	51%	526
Crestview Rehabilitation Center	5	394	126	24%	525
CYPRESS VILLAGE	1	500	23	4%	524
CLEWISTON NURSING AND REHABILITATION CENTER		513	11	2%	524
AFC PHYSICIANS OF FLORIDA PA		334	188	36%	522
VETERANS AFFAIRS MEDICAL CENTER - BAY PINES		17	500	97%	517
FORT MYERS INTERNAL MEDICINE, LLC		467	49	9%	516
JACKSONVILLE BEACH PEDIATRIC CARE CENTER□		456	53	10%	509
CLARITY LABS		441	67	13%	508
PROJECT HEALTH INC	2	413	93	18%	508
EAST LAKE PEDIATRICS		431	77	15%	508
VILLA MARIA NURSING & REHAB CENTER INC	1	495	11	2%	507
VETERANS AFFAIRS MEDICAL CENTER		40	466	92%	506
CLINICAL PATHOLOGY LABS INC		462	38	8%	500
EDEN SPRINGS NURSING AND REHAB CENTER		389	110	22%	499
NSPIRE HEALTHCARE MIAMI LAKES	7	478	14	3%	499
DAVITA LABORATORY		426	73	15%	499
LOOP PEDIATRICS PA	3	403	92	18%	498
J AND G MEDICAL GROUP LLC		417	81	16%	498
VITAS HEALTHCARE CORP OF CENTRAL FL		477	18	4%	495
CLINICAL PATHOLOGY LABS		386	108	22%	494
ADVENTHEALTH CENTRA CARE WINTER HAVEN	1	183	309	63%	493
EMERALD SHORES HEALTH AND REHABILITATION		402	88	18%	490
BOND AND STEELE CLINIC PA		322	167	34%	489
HALIFAX MEDICAL CENTER-PORT ORANGE LAB		413	76	16%	489
DOCTORS CENTER,THE		381	104	21%	485
MINUTECLINIC LLC #8927		398	87	18%	485
BALDOMERO LOPEZ STATE VETERANS NURSING HOME	2	480	3	1%	485
MEDICAL CENTER CLINIC-IMMEDIATE CARE	1	386	96	20%	483
City Medical Of New Jersey, Pc		442	40	8%	482
DOH - INDIAN RIVER		410	70	15%	480
JACKSON MEMORIAL PERDUE MEDICAL CENTER		457	23	5%	480
TELESCOPE HEALTH LLC	3	380	97	20%	480
NEW YORK HOSPITAL LABORATORIES	1	465	12	3%	478
JACKSON MEMORIAL LONG TERM CARE CENTER		461	17	4%	478
Plantation Bay Rehabilitation Center		461	17	4%	478
24 HOUR PEDIATIC CARE CENTER	1	432	44	9%	477
FLAGLER COUNTY HEALTH DEPARTMENT	1	384	89	19%	474

COVID-19: testing by laboratory

Data through Jan 27, 2021 verified as of Jan 28, 2021 at 09:25 AM

Data in this report are provisional and subject to change.

The numbers in the table below represent the number of Florida and non-Florida residents for whom test results were received by the Department of Health. A person can be tested by more than one laboratory and can have both positive and negative results. **Therefore, the sum of the numbers in each column will be larger than the total number of people tested.**

Reporting lab	Inconclusive	Negative	Positive	Percent positive	Total
LIFE CARE CENTER OF PENSACOLA		430	43	9%	473
HEALTH CENTER AT BRENTWOOD	1	430	42	9%	473
ST CLOUD REGIONAL MEDICAL CENTER CLINICAL LAB		394	79	17%	473
MINUTECLINIC LLC		417	52	11%	469
EXPRESS URGENT CARE LLC		1	468	100%	469
CARENOW URGENT CARE – FORT PIERCE		260	209	45%	469
CALHOUN LIBERTY HOSPITAL		335	132	28%	467
FAMILY HEALTH CENTERS OF SWF LABS	2	389	74	16%	465
MEMORIAL PEMBROKE 24/7 CARE CENTER		353	110	24%	463
VALENCIA HILLS HEALTH AND REHABILITATION CENTER		449	13	3%	462
RIVER GARDEN HEBREW HOME FOR THE AGED		406	54	12%	460
ENZO CLINICAL LABS INC	3	438	19	4%	460
MINUTECLINIC LLC #5187		398	61	13%	459
MANOR CARE HEALTH SERVICES - FT MYERS		437	19	4%	456
NORTH FLORIDA RETIREMENT VILLAGE		453	2	0%	455
PENSACOLA PEDIATRICS	1	257	196	43%	454
CLARIDGE HOUSE NURSING CENTER		437	17	4%	454
MEDFAST URGENT CARE CENTERS		175	278	61%	453
MOORINGS PARK INSTITUTE, INC, THE		435	18	4%	453
BOCA GRANDE HEALTH CLINIC		431	22	5%	453
MEDONE URGENT CARE AT ST. AUGUSTINE		111	341	75%	452
SABAL PALMS HEALTH AND REHAB		403	49	11%	452
THE PALACE AT HOMESTEAD	1	433	17	4%	451
MINUTECLINIC LLC #6007		368	81	18%	449
NCH HEALTHCARE BONITA		326	118	27%	444
LAUDERDALE NURSING CENTER LLC	1	424	19	4%	444
PALM GARDEN OF JACKSONVILLE	2	364	78	18%	444
FOUNTAIN MANOR HEALTH AND REHAB CENTER	1	426	16	4%	443
SOUTHERN OAKS CARE CENTER	1	405	36	8%	442
VETERANS AFFAIRS MEDICAL CENTER - GAINESVILLE		3	439	99%	442
HARTS HARBOR HEALTH CARE CENTER		420	21	5%	441
WILLOW BROOKE COURT AT INDIAN RIVER ESTATES		397	44	10%	441
CLIFFORD CHESTER SIMS STATE VETERANS		430	9	2%	439
DIAMOND RIDGE HEALTH AND REHABILITATION CENTER		419	20	5%	439
GOLDEN GATE FAMILY CLINIC		83	355	81%	438
SMA SPECIALTY MEDICAL LAB		117	321	73%	438
The Manor at Blue Water Bay		375	60	14%	435
ASAP LABS LLC		305	130	30%	435
FLO-MEDILAB SERVICES LLC		186	249	57%	435
MANOR AT CARPENTERS		408	26	6%	434
PALM GARDEN OF TAMPA		410	23	5%	433
CONTINENTAL CLINICAL RESEARCH, LLC		416	16	4%	432
BROOKDALE PALMER RANCH	1	375	55	13%	431
Good Samaritan Society Kissimmee Village		367	64	15%	431
AVECINA MEDICAL JULINGTON	1	240	189	44%	430
FLORIDA DEPT OF HEALTH IN BREVARD COUNTY	3	363	63	15%	429
DIAMOND RIDGE HEALTH AND REHABILITATION		402	27	6%	429

COVID-19: testing by laboratory

Data through Jan 27, 2021 verified as of Jan 28, 2021 at 09:25 AM

Data in this report are provisional and subject to change.

The numbers in the table below represent the number of Florida and non-Florida residents for whom test results were received by the Department of Health. A person can be tested by more than one laboratory and can have both positive and negative results. **Therefore, the sum of the numbers in each column will be larger than the total number of people tested.**

Reporting lab	Inconclusive	Negative	Positive	Percent positive	Total
HILLCREST HEALTH CARE & REHABILITATION CENTER	2	416	10	2%	428
NEW PLANT CITY FAMILY CARE	1	225	201	47%	427
Palm Garden of Ocala		330	94	22%	424
AMERICA'S PHARMACY LLC		374	50	12%	424
PEDIATRIC HEALTHCARE ALLIANCE PA		383	41	10%	424
PARKLANDS FACILITY INC	4	389	30	7%	423
SUNRISE URGENT CARE ASSOCIATES LLC D/B/A	2	138	282	67%	422
Williston Care Center		370	50	12%	420
GARCIA CLINICAL LABORATORY		28	392	93%	420
Q ANSWER LAB	1	375	43	10%	419
HARBOUR HEALTH CENTER		405	14	3%	419
ST PETERSBURG PEDIATRICS	1	363	54	13%	418
EAST LAKE PEDIATRICS PA		383	35	8%	418
RICARDO NAVARRO DO PA		358	57	14%	415
ST ANDREWS BAY SKILLED NURSING &		357	58	14%	415
LEHIGH REGIONAL MEDICAL CENTER LAB		371	44	11%	415
HERON POINTE HEALTH AND REHABILITATION	1	411	3	1%	415
BALDWIN PEDIATRICS	1	390	24	6%	415
Colonial Lakes Health Care		384	30	7%	414
PHYSICIANS PRIMARY CARE LAB		360	54	13%	414
APP-UNIPATH, LLC	2	397	14	3%	413
VIERA HOSPITAL, INC		310	101	25%	411
WEST GABLES HEALTH CARE CENTER		401	10	2%	411
MINUTECLINIC LLC #3671		366	44	11%	410
BAPTIST PRIMARY CARE	2	319	89	22%	410
NAVAL HOSPITAL - JACKSONVILLE		77	331	81%	408
ARCPPOINTS LABS		345	63	15%	408
SUSANNA WESLEY HEALTH CENTER		372	35	9%	407
CARE ONE OF FLORIDA	1	272	133	33%	406
TIDE LABORATORIES		362	43	11%	405
MAYFLOWER ASSISTED LIVING		401	4	1%	405
EXPRESS PHARMACY		370	32	8%	402
MANOR CARE NURSING CENTER OF SARASOTA FL LLC		341	59	15%	400
NEW YORK PRESBYTERIAN - CUMC CLINICAL		383	17	4%	400
Solaris HealthCare Windermere		373	26	7%	399
CHILDRENS MEDICAL ASSOCIATION PA		353	45	11%	398
FLORIDA DEPARTMENT OF HEALTH IN CALHOUN COUNTY		286	111	28%	397
ORLANDO HEALTH CENTER FOR REHABILITATION		387	10	3%	397
AFC URGENT CARE SEMINOLE			394	100%	394
MINI ER AND URGENT CARE		289	105	27%	394
NEMOURS CHILDERN'S HOSPITAL		328	64	16%	392
BUFFALO CROSSING HEALTHCARE & REHABILITATION CTR		379	13	3%	392
FLORIDA DEPARTMENT OF HEALTH CLAY COUNTY	1	299	92	23%	392
BARBER		13	376	97%	389
SPRING HILL HEALTH AND REHABILITATION CENTER		373	15	4%	388
SANTA ROSA CENTER FOR REHABILITATION AND HEALING		323	61	16%	384
CITRUS NURSING CENTER LLC		352	29	8%	381

COVID-19: testing by laboratory

Data through Jan 27, 2021 verified as of Jan 28, 2021 at 09:25 AM

Data in this report are provisional and subject to change.

The numbers in the table below represent the number of Florida and non-Florida residents for whom test results were received by the Department of Health. A person can be tested by more than one laboratory and can have both positive and negative results. **Therefore, the sum of the numbers in each column will be larger than the total number of people tested.**

Reporting lab	Inconclusive	Negative	Positive	Percent positive	Total
VITAS LUTHERAN TOWERS INPATIENT PROGRAM		319	61	16%	380
POINT WASHINGTON MEDICAL CLINIC		210	170	45%	380
MANOR OAKS NURSING & REHAB CENTER	2	377	1	0%	380
FLORIDA GULF COAST UNIVERSITY		215	163	43%	378
NORTH FLORIDA MEDICAL GROUP		269	108	29%	377
FERNANDINA BEACH REHAB AND NURSING	1	362	14	4%	377
BAYA PHARMACY WEST		8	368	98%	376
PALMS OF SEBRING		342	34	9%	376
SOLARIS HEALTHCARE MERRITT ISLAND		344	31	8%	375
SOLARIS HEALTHCARE LAKE CITY		305	69	18%	374
Ocala Health and Rehabilitation Center		355	18	5%	373
PEBBLEBROOK PHARMACY		285	87	23%	372
URGENT CARE BETHESDA	1	318	52	14%	371
HENDRY REGIONAL MEDICAL CENTER		107	264	71%	371
MEDONE URGENT CARE CENTER		149	222	60%	371
FLORIDA HOSPITAL MEDICAL GROUP		253	117	32%	370
PHYSICIANS STAT LAB INC		311	57	15%	368
ADVENT HEALTH - TAMPA		148	220	60%	368
FLORIDA HOSPITAL WAUCHULA		253	114	31%	367
INDIAN RIVER CTR, LLC		321	46	13%	367
TREASURE COAST COMMUNITY HEALTH	3	309	54	15%	366
FAIR HAVENS CENTER, OPCO		359	6	2%	365
ABBNEY DELRAY		357	5	1%	362
CONSULATE HEALTH CARE OF BAYONET POINT	3	352	7	2%	362
Stacey Health Care Centers Inc. dba Riverside Care Center		333	28	8%	361
HOPE HOSPICE AND COMMUNITY SERVICES INC	12	337	11	3%	360
BENTON PEDIATRICS INC		320	40	11%	360
AMERICAN RESEARCH LABS		166	194	54%	360
PALMETTO FAMILY HEALTHCARE	1	224	134	37%	359
SOLARIS HEALTHCARE OSCEOLA		343	16	4%	359
UR MEDICINE LABS- CENTRAL LABORATORY		339	19	5%	358
INFORM DIAGNOSTICS		349	8	2%	357
GRAND COURT TAMPA		352	3	1%	355
WELLINGTON REGIONAL MEDICAL CENTER		303	49	14%	352
MY CLINICAL LAB		224	127	36%	351
PALM GARDEN OF CLEARWATER		332	18	5%	350
MEDSCAN LABORATORY INC	1	163	186	53%	350
BAYSHORE DIAGNOSTICS		309	40	11%	349
SANFORD LABORATORIES		325	24	7%	349
SANDBAY URGENT CARE		277	71	20%	348
ORCHARD PARK HEALTH & REHABILITATION		344	4	1%	348
SIGNATURE HEALTHCARE OF BROOKWOOD GARDENS		347	1	0%	348
PRIMARY CARE SOUTH INC		78	270	78%	348
SUWANNEE HEALTH AND REHABILITATION CENTER		343	5	1%	348
MICHAEL A MIDDLETON MD PA□		334	13	4%	347
CORE DIAGNOSTIC LABORATORIES LLC		237	110	32%	347
THE PALACE MANAGEMENT - THE PALACE AT CORAL GABLES		344	2	1%	346

COVID-19: testing by laboratory

Data through Jan 27, 2021 verified as of Jan 28, 2021 at 09:25 AM

Data in this report are provisional and subject to change.

The numbers in the table below represent the number of Florida and non-Florida residents for whom test results were received by the Department of Health. A person can be tested by more than one laboratory and can have both positive and negative results. **Therefore, the sum of the numbers in each column will be larger than the total number of people tested.**

Reporting lab	Inconclusive	Negative	Positive	Percent positive	Total
MEDICAL CENTER OF DELTONA, INC		274	72	21%	346
VILLAGE AT VIENNA SQUARE,THE	6	329	11	3%	346
DXTERITY DIAGNOSTICS	1	326	16	5%	343
DBI HEALTH INC		328	14	4%	342
CORAL BAY HEALTHCARE AND REHABILITATION	1	329	12	4%	342
RUSKIN HEALTH CENTER		230	111	33%	341
Timberridge Center for Rehabilitation and Healing		315	26	8%	341
ADVENT HEALTH CENTRA CARE - PALM COAST		80	261	77%	341
AFC URGENT CARE TYRONE		2	339	99%	341
HEALTH DESIGNS		328	13	4%	341
SIPARADIGM, DIAGNOSTIC INFORMATICS		273	67	20%	340
Solaris Healthcare Daytona	2	291	47	14%	340
SEMINOLE NURSING PAVILION		333	7	2%	340
SELECT REFERENCE LABORATORIES, LLC	1	326	12	4%	339
BROOKSVILLE HEALTHCARE CENTER LLC		333	4	1%	337
AFC URGENT CARE FAMILY CARE			337	100%	337
MINUTECLINIC LLC #5157		281	54	16%	335
NORTH FLORIDA REHABILITATION & SPECIALTY CARE		332	3	1%	335
Cypress Cove Care Center		234	100	30%	334
CLERMONT HEALTH AND REHABILITATION CENTER		307	24	7%	331
HEALTHY STEPS PEDIATRICS		289	42	13%	331
GOOD SAMARITAN CENTER		330	1	0%	331
BLOUNTSTOWN REHABILITATION CENTER LLC		225	104	32%	329
NORTH PINELLAS STATMED QUICK QUALITY CLINICS		236	93	28%	329
Manatee Springs Rehabilitation and Nursing Center		308	20	6%	328
USAFSAM/PHE		174	154	47%	328
Life Care Center at Wells Crossing		309	18	6%	327
PALMETTO SUBACUTE CARE CENTER		316	10	3%	326
TRI-COUNTY NURSING AND REHABILITATION CENTER INC		311	15	5%	326
VETERANS AFFAIRS MEDICAL CENTER - LAKE CITY		52	274	84%	326
MEDIPATH		17	308	95%	325
HEALTH CENTRAL PARK		258	66	20%	324
AFC URGENT CARE CLEARWATER	1	122	201	62%	324
HAINES CITY REHABILITATION AND NURSING CENTER		301	23	7%	324
solaris Healthcare Parkway	2	308	13	4%	323
Darcy Hall Of Life Care		320	3	1%	323
LIFE CARE PONTE VEDRA INC		316	6	2%	322
PALM GARDEN OF WINTER HAVEN		307	15	5%	322
MANORCARE HEALTH SERVICES - VENICE		268	54	17%	322
CARENOW	2	163	157	49%	322
MINUTECLINIC LLC #214		266	55	17%	321
MINUTECLINIC LLC, #10357		320	1	0%	321
CORAL TRACE HEALTH CARE	2	313	5	2%	320
Life Care Center of Ocala		277	43	13%	320
MIDWAY SPECIALTY CARE CENTER	3	203	113	35%	319
Bayside Care Center	1	297	20	6%	318
FLORIDA HOSPITAL HEARTLAND MED CTR LAKE PLACID		232	85	27%	317

COVID-19: testing by laboratory

Data through Jan 27, 2021 verified as of Jan 28, 2021 at 09:25 AM

Data in this report are provisional and subject to change.

The numbers in the table below represent the number of Florida and non-Florida residents for whom test results were received by the Department of Health. A person can be tested by more than one laboratory and can have both positive and negative results. **Therefore, the sum of the numbers in each column will be larger than the total number of people tested.**

Reporting lab	Inconclusive	Negative	Positive	Percent positive	Total
SHORE ACRES CARE CENTER		282	35	11%	317
HEARTLAND PEDIATRICS OF LAKE WALES		277	38	12%	315
SOLARIS HEALTHCARE BAYONET POINT		300	14	4%	314
MEDFAST URGENT CARE CENTER		83	230	73%	313
GENESIS MEDICAL LABORATORY MIAMI FL.		83	230	73%	313
FAIRWAY OAKS CENTER LLC	6	301	6	2%	313
Quest Diag Unspecifd	1	181	130	42%	312
FLORIDA DEPARTMENT OF HEALTH		274	37	12%	311
MEDEXPRESS LUTZ		3	305	99%	308
BREVARD HEALTH ALLIANCE		119	189	61%	308
LIFEBRITE	1	125	181	59%	307
PALM GARDEN OF ORLANDO		276	31	10%	307
ELLENTON PEDIATRICS		289	17	6%	306
FAMILY HEALTH CENTERS OF SOUTHWEST FLORIDA INC		252	54	18%	306
LITTLE PINE PEDIATRICS PLLC		262	44	14%	306
CARITHERS PEDIATRIC GROUP		269	36	12%	305
PALM GARDEN OF WEST PALM BEACH□	3	287	15	5%	305
STARKE FAMILY MEDICAL CENTER		243	61	20%	304
SEA BREEZE REHAB AND NURSING CENTER□		295	8	3%	303
DELTONA HEALTH CARE		279	23	8%	302
KEY WEST HEALTH AND REHAB	1	292	7	2%	300
Palm Garden of Largo		297	3	1%	300
GOOD SAMARITAN SOCIETY-DAYTONA		284	14	5%	298
PHYSICIANS REGIONAL WALK-IN		185	112	38%	297
HEALTH FIRST ADVENTHEALTH CENTRA CARE - TITUSVILLE		56	241	81%	297
PruittHealth Panama City	1	236	60	20%	297
Destin Healthcare and Rehabilitation Center	1	264	32	11%	297
ORANGE BLOSSOM FAMILY HEALTH		278	18	6%	296
BUENA VISTA URGENT CARE		264	32	11%	296
Marshall Health and Rehabilitation Center		267	27	9%	294
AVELLINO LAB USA, INC	1	280	12	4%	293
LabCorp (Non-Interfaced)	1	119	173	59%	293
BAY VILLAGE OF SARASOTA INC		289	3	1%	292
OCEAN VIEW NURSING AND REHAB CENTER		279	13	4%	292
NORTHWEST MEDICAL CENTER CLINICAL LABORATORY		175	117	40%	292
ROLLINS COLLEGE WELLNESS CENTER		130	161	55%	291
MOOSEHAVEN HEALTH CENTER		254	37	13%	291
LIFE CARE CENTER OF PALM BAY□		283	8	3%	291
BOCA BIOLISTICS REFERENCE LABORATORY	2	185	103	36%	290
OSPREY LODGE		232	57	20%	289
Bardmoor Oaks Healthcare and Rehabilitation Center		283	6	2%	289
AUBURN UNIVERSITY MEDICAL CLINIC		227	62	21%	289
PALM GARDEN OF GAINESVILLE	2	285	2	1%	289
ASCEND CLINICAL	2	235	52	18%	289
PEDIATRIC HEALTHCARE ALLIANCE		266	22	8%	288
AFC URGENT CARE		66	221	77%	287
EPN URGENT CARE		44	243	85%	287

COVID-19: testing by laboratory

Data through Jan 27, 2021 verified as of Jan 28, 2021 at 09:25 AM

Data in this report are provisional and subject to change.

The numbers in the table below represent the number of Florida and non-Florida residents for whom test results were received by the Department of Health. A person can be tested by more than one laboratory and can have both positive and negative results. **Therefore, the sum of the numbers in each column will be larger than the total number of people tested.**

Reporting lab	Inconclusive	Negative	Positive	Percent positive	Total
BIOCEPT		270	16	6%	286
HARDEE COUNTY HEALTH DEPARTMENT		225	61	21%	286
GANDY CROSSING CARE CENTER	1	272	13	5%	286
LAKELAND REGIONAL HEALTH SYSTEMS INC		20	266	93%	286
ROSEWOOD HEALTH AND REHABILITATION CENTER		267	19	7%	286
FLORIDA DEPARTMENT OF HEALTH IN LIBERTY COUNTY	2	197	87	30%	286
SPECIALTY HEALTH AND REHABILITATION CENTER		260	25	9%	285
PruittHealth Santa Rosa		195	89	31%	284
HARDEE MANOR HEALTH CARE CENTER	1	279	3	1%	283
SABAL DIRECT PRIMARY CARE, PA		229	54	19%	283
SPRINGTREE REHAB & HEALTH CARE CENTER		267	16	6%	283
ST JAMES HEALTH AND REHABILITATION CENTER		198	84	30%	282
CRONOS CLINICAL LABORATORY	17	183	81	29%	281
MANOR CARE OF BOYNTON BEACH LLC		262	18	6%	280
AVENTURA REHAB AND NURSING CENTER		275	5	2%	280
ST LUCIE EMPLOYEE HEALTH & WELLNESS CENTER		276	4	1%	280
VILLAGE DOCTORS FAMILY MEDICAL CENTER OF		222	57	20%	279
SIGNATURE HEALTHCARE OF NORTH FLORIDA		277	2	1%	279
KISSIMMEE FACILITY OPERATIONS LLC		260	19	7%	279
FAMILY CARE PARTNERS OF NORTHEAST FLORIDA LLC		208	71	25%	279
PRUITT HEALTH-SANTA ROSA		275	2	1%	277
BRIDGEWATER PARK HEALTH AND REHAB		257	20	7%	277
VILLAGE DOCTORS OF KEYSTONE		203	74	27%	277
ATLANTIC SHORES NURSING AND REHAB CENTER	1	269	7	3%	277
SERENADES IN THE VILLAGES		222	54	20%	276
ORCHARD RIDGE CARE AND REHABILITATION CENTER		259	16	6%	275
ARGO SENIOR LIVING AT HAVERHILL		259	16	6%	275
AURORA DIAGNOSTICS BERNHARDT LABORATORIES PATHOLOGY SERVICE		190	85	31%	275
Glades West Rehabilitation and Nursing Center		266	8	3%	274
DIAGNOSTIC & CLINICAL CARE SERVICES INC DBA		219	55	20%	274
LUTHERAN HAVEN		265	8	3%	273
LAKE EUSTIS HEALTH AND REHABILITATION CENTER		267	6	2%	273
PINES OF SARASOTA		270	3	1%	273
ST JUDE CHILDREN'S RESEARCH HOSPITAL		258	15	5%	273
WESTCHESTER GARDENS LIMITED PARTNERSHIP		268	5	2%	273
SUN COUNTRY PEDIATRICS PLLC	7	239	26	10%	272
CONSULATE HEALTH CARE OF SAFETY HARBOR		266	6	2%	272
TAMARAC REHABILITATION & HEALTH CENTER		271	1	0%	272
QUALITOX LABORATORIES		105	166	61%	271
FIRST CHOICE PEDIATRICS		197	74	27%	271
HOMESTEAD MANOR	2	229	40	15%	271
FL HUD DESTIN, LLC D/B/A GRAND BOULEVARD HEALTH		237	34	13%	271
BROWARD PARTNERSHIP	4	261	5	2%	270
TIDEWELL HOSPICE INC		266	3	1%	269
Premier Place at The Glenview		260	8	3%	268
SAINTS 120 LLC	1	233	33	12%	267
LIFE CARE CENTER OF WINTER HAVEN		248	18	7%	266

COVID-19: testing by laboratory

Data through Jan 27, 2021 verified as of Jan 28, 2021 at 09:25 AM

Data in this report are provisional and subject to change.

The numbers in the table below represent the number of Florida and non-Florida residents for whom test results were received by the Department of Health. A person can be tested by more than one laboratory and can have both positive and negative results. **Therefore, the sum of the numbers in each column will be larger than the total number of people tested.**

Reporting lab	Inconclusive	Negative	Positive	Percent positive	Total
SUNLAND MARIANNA COX MEDICAL CENTER		227	39	15%	266
ADVENT HEALTH CENTRA CARE - ORMOND BEACH		113	153	58%	266
AVANTE AT LEESBURG INC		265			265
THE SPRINGS AT BOCA CIEGA BAY		256	9	3%	265
AVANTE AT MT DORA		262	3	1%	265
HEATHER HILL HEALTHCARE CENTER		222	42	16%	264
REGENTS PARK OF BOCA RATON□		262	2	1%	264
CHILDRENS CLINIC WEST FLORIDA PEDIATRICS		239	25	9%	264
PALMS REHABILITATION AND HEALTHCARE CENTER		239	23	9%	262
COLOR GENOMICS, INC.	2	254	6	2%	262
ADVENTHEALTH EXPRESS CARE AT WALGREENS		218	43	16%	261
PIONEER CLINICAL LAB LLC		195	66	25%	261
BRISTOL AT TAMPA, THE	3	250	8	3%	261
renaissance health and rehabilitation center		244	17	7%	261
CLIFFORD CHESTER SIMS VA NURSING HOME		251	9	3%	260
PIONEER CLINICAL LAB, LLC		168	92	35%	260
Rehabilitation Center for Park Place LLC		251	8	3%	259
BEAR CREEK NURSING CENTER		255	4	2%	259
CONSULATE HEALTHCARE OF KISSIMMEE		247	12	5%	259
DAVID SCOTT MADWAR MD PA□		232	26	10%	258
AMEERAH LABS, LLC	2	194	62	24%	258
SILVER CREEK SENIOR LIVING COMMUNITY		253	5	2%	258
FLORIDA WOMAN CARE LABORATORY LLC		232	26	10%	258
ROSEN MEDICAL CENTER		220	36	14%	256
QUICK CARE MED		204	52	20%	256
PERSONALIZED GENETIC TESTING	1	162	92	36%	255
RULEME CENTER	2	229	23	9%	254
FLORIDA HEART & VASCULAR MULTISPECIALTY GROUP PA		173	80	32%	253
HEALTH PARK CARE CENTER		250	3	1%	253
ELMHURST HOSPITAL CENTER	1	236	15	6%	252
LONGWOOD FAMILY PRACTICE		191	60	24%	251
SAMANTHA WILSON CARE CENTER	3	239	9	4%	251
JACKSON PLAZA NURSING & REHAB CENTER	4	241	6	2%	251
ASSOCIATESMD MEDICAL GROUP INC		203	47	19%	250
Solaris Healthcare Lake Bennet		218	32	13%	250
The Care Center at Pinellas Park	1	240	8	3%	249
PROTEUS MOLECULAR AND CLINICAL LAB	1	148	100	40%	249
TALLAHASSEE NHHI LLC	1	221	27	11%	249
NORTH VISTA HOSPITAL LABORATORY		198	50	20%	248
SHELL POINT VILLAGE MEDICAL CENTER		246	2	1%	248
LAKE PARK OF MADISON		241	7	3%	248
Solaris HealthCare Imperial		240	7	3%	247
CARRINGTON PLACE OF ST PETE LLC		242	4	2%	246
LAB DOCTOR		215	31	13%	246
KENNEDY PAIN CLINIC GROUP LLC		219	27	11%	246
RIVERS FAMILY MEDICINE PA		179	67	27%	246
TUSKAWILLA NURSING AND REHAB CENTER	2	237	7	3%	246

COVID-19: testing by laboratory

Data through Jan 27, 2021 verified as of Jan 28, 2021 at 09:25 AM

Data in this report are provisional and subject to change.

The numbers in the table below represent the number of Florida and non-Florida residents for whom test results were received by the Department of Health. A person can be tested by more than one laboratory and can have both positive and negative results. **Therefore, the sum of the numbers in each column will be larger than the total number of people tested.**

Reporting lab	Inconclusive	Negative	Positive	Percent positive	Total
MARTIN MEMORIAL MEDICAL CENTER LAB		128	118	48%	246
SERANADES BY SONATA WEST ORANGE		219	26	11%	245
FG RAPID RESULTS	2	115	128	52%	245
PEDIATRIC HEALTH CARE ALLIANCE, PA		223	22	9%	245
BROWARD NURSING & REHABILITATION CTR	8	231	6	2%	245
BOND CLINIC PA PEDIATRICS DEPT		216	29	12%	245
Fernandina Beach Rehabilitation and Nursing Center		242	2	1%	244
MALABAR/ADVENT CENTRA CARE		48	196	80%	244
ROSEWOOD HEALTHCARE & REHABILITATION CENTER		239	4	2%	243
Heritage Healthcare at Tallahassee		239	4	2%	243
ANCIENT CITY PEDIATRICS		229	14	6%	243
ORLANDO VA MEDICAL CENTER			243	100%	243
REHABILITATION CENTER OF LAKE CITY, THE		215	28	12%	243
HARBOURWOOD	1	238	4	2%	243
ARCHER HEALTH VENTURES, LLC		217	25	10%	242
HCSO OCCUPATIONAL HEALTH AND WELLNESS CENTER		186	56	23%	242
NATIONS BEST FAMILY HEALTH CARE		87	155	64%	242
MANOR CARE OF NAPLES FL LLC		238	3	1%	241
GOOD SAMARITAN CARES		236	5	2%	241
Solaris Healthcare Coconut Creek		236	4	2%	240
BAYA POINTE NURSING AND REHABILITATION		157	83	35%	240
ADDINGTON PLACE AT WELLINGTON GREEN		235	3	1%	238
PALM GARDEN OF AVENTURA		236	2	1%	238
HEALTH CARE DISTRICT OF PALM BEACH COUNTY	1	133	103	43%	237
BRENTWOOD RETIREMENT COMMUNITY	5	204	28	12%	237
BROOKDALE PADDOCK HILLS		234	2	1%	236
BUREAU OF CLINICAL LABORATORIES		198	38	16%	236
Sunset Point Center		232	4	2%	236
RAINBOW PEDIATRIC CENTER PA		219	17	7%	236
REGENTS PARK AT AVENTURA		221	14	6%	235
SILVERCREST HEALTH AND REHABILITATION CENTER	3	226	6	3%	235
BAY TREE CARE AND REHABILITATION CENTER		197	38	16%	235
Vi at Lakeside Village Skilled Nursing		230	5	2%	235
OAK HAMMOCK AT THE UNIVERSITY OF FLORIDA		229	6	3%	235
DIGNITY HEALING, LLC		223	11	5%	234
ENCOMPASS HEALTH REHABILITATION HOSPITAL	5	219	10	4%	234
MEMPHIS PATHOLOGY LABORATORY	4	212	17	7%	233
BROOKDALE FORT MYERS CYPRESS LAKE		232	1	0%	233
CHIPOLA HEALTH AND REHAB		216	17	7%	233
Bay Breeze Senior Living and Rehabilitation Center		181	51	22%	232
ManorCare Health Services-Palm Harbor	1	229			230
SUNSHINE URGENT CARE LLC		149	81	35%	230
FAMILY CARE PARTNERS OF NE FLORIDA LLC		165	64	28%	229
CHAUTAUQUA REHABILITATION AND NURSING CENTER		220	9	4%	229
HOLIDAY CVS LLC DBA CVS/PHARMACY #0440		223	6	3%	229
TERRACES OF LAKE WORTH CARE CENTER		217	10	4%	227
TGH		1	226	100%	227

COVID-19: testing by laboratory

Data through Jan 27, 2021 verified as of Jan 28, 2021 at 09:25 AM

Data in this report are provisional and subject to change.

The numbers in the table below represent the number of Florida and non-Florida residents for whom test results were received by the Department of Health. A person can be tested by more than one laboratory and can have both positive and negative results. **Therefore, the sum of the numbers in each column will be larger than the total number of people tested.**

Reporting lab	Inconclusive	Negative	Positive	Percent positive	Total
LYNN HAVEN SPORTS COMPLEX-WALKON CLINIC		21	206	91%	227
TIERRA PINES CENTER		216	11	5%	227
MANDARIN PEDIATRICS		209	17	8%	226
ACCURATE DIAGNOSTIC LABS, INC		212	14	6%	226
BAPTIST PRIMARY CARE, INC		209	17	8%	226
AVECINA MOBILE		118	108	48%	226
NAPLES CHILDREN'S URGENT CARE		185	40	18%	225
SOUTHWEST ORLANDO FAMILY MEDICINE, PL		181	44	20%	225
AMERICAN HOUSE SENIOR LIVING		182	43	19%	225
PARKS HEALTHCARE & REHABILITATION CTR	4	211	10	4%	225
URGENT CARE EXPRESS LLC		1	224	100%	225
USA HEALTH UNIVERSITY HOSPITAL CLINICAL LABORATORY	1	218	5	2%	224
EDGEWATER AT WATERMAN VILLAGE,THE		210	14	6%	224
CLINICAL ENTERPRISE, INC		205	18	8%	223
LEHIGH VALLEY GENOMICS			223	100%	223
FORT MYERS REHABILITATION AND NURSING CENTER		196	25	11%	221
MIAMI JEWISH HEALTH SYSTEMS, INC	1	212	8	4%	221
CROSS POINTE CARE CENTER	2	219			221
Parkview Rehabilitation Center at Winter Park		215	5	2%	220
Lakewood Nursing Center		191	29	13%	220
MOLECULAR TESTING LABS		179	41	19%	220
WESTWOOD HEALTHCARE SNF		183	37	17%	220
ABBOTT LABORATORIES		142	78	35%	220
W FRANK WELLS NURSING HOME		193	27	12%	220
WOOD LAKE HEALTH AND REHABILITATION CENTER		219			219
COMMUNITY HEALTH AND REHABILITATION CENTER		170	49	22%	219
VETERANS AFFAIRS MEDICAL CENTER - MIAMI			219	100%	219
Boynton Beach Rehabilitation Center	2	213	4	2%	219
Chatsworth at PGA National, LLC		209	9	4%	218
ST CATHERINE'S WEST REHABILITATION HOSPITAL		206	12	6%	218
LAKE PORT SQUARE		200	17	8%	217
FLORIDA CLINICAL LABORATORY-BIOREFERENCE LABORATORIES		70	147	68%	217
FLOMEDILAB		20	197	91%	217
INTERNAL MEDICINE & PEDIATRICS OF TAMPA BAY PA		174	43	20%	217
THE MANOR AT CARPENTERS		185	32	15%	217
PRO HEALTH		74	142	66%	216
OCALA FAMILY MEDICAL CENTER INC	1	175	40	19%	216
FELLOWSHIP HOME AT THE FAIRWAY LLC		210	6	3%	216
ST. CLOUD REGIONAL MEDICAL CENTER		199	17	8%	216
ADVENTHEALTH EXPRESS CARE AT WALGREENS 49TH STREET		175	41	19%	216
Consulate Health Care of North Fort Myers		203	12	6%	215
UNIVERSITY OF TAMPA STUDENT HEALTH AND SHC CLINICAL LABORATORY		71	143	67%	214
BLOCK, NATION, CHASE, AND SMOLEN FAMILY MEDICINE		157	57	27%	214
HAVEN OF OUR LADY OF PEACE INC		206	8	4%	214
GATEWAY/ADVENT CENTRA CARE	1	24	189	88%	214
POCONO MEDICAL CENTER		212			212
CONSULATE HEALTH CARE OF WINTER HAVEN		209	3	1%	212

COVID-19: testing by laboratory

Data through Jan 27, 2021 verified as of Jan 28, 2021 at 09:25 AM

Data in this report are provisional and subject to change.

The numbers in the table below represent the number of Florida and non-Florida residents for whom test results were received by the Department of Health. A person can be tested by more than one laboratory and can have both positive and negative results. **Therefore, the sum of the numbers in each column will be larger than the total number of people tested.**

Reporting lab	Inconclusive	Negative	Positive	Percent positive	Total
PCB CLINIC		167	45	21%	212
PEDIATRICS BY THE SEA		205	6	3%	211
Lake Port Square Health Center		196	15	7%	211
SUNRISE DIAGNOSTIC LABORATORY		158	53	25%	211
PEDIATRICS IN BREVARD PA		188	22	10%	210
The Palace Nursing and Rehabilitation Center		209			209
ADVANCED AMBULATORY SURGERY CENTER		198	11	5%	209
Taylor Care Center		204	5	2%	209
SIGNATURE HEALTHCARE AT THE COURTYARD		162	47	22%	209
ORANGE COUNTY HEALTH DEPT		197	11	5%	208
RIVERWOOD HEALTH NH LLC		168	39	19%	207
DOCTORS MEMORIAL FAMILY MEDICINE	2	142	63	30%	207
Cross Gardens Care Center		206	1	0%	207
HOMESTEAD VILLAGE		203	4	2%	207
Avante at Inverness		207			207
ESTERO ISLAND MEDICAL CENTER		168	38	18%	206
ASCENSION MEDICAL GROUP		3	202	99%	205
EXCEL PEDIATRICS		166	39	19%	205
Avante at Orlando		201	3	1%	204
ADVENTHEALTH MEDICAL GROUP PROMPT CAR	1	137	66	32%	204
FULGENT GENETICS	2	163	39	19%	204
AVON PARK PEDIATRICS INC	3	182	19	9%	204
ADVENTHEALTH CENTRA CARE TRINITY		181	21	10%	202
PATHGROUP LABS LLC		97	105	52%	202
BAPTIST PRIMARY CARE INC	1	178	23	11%	202
POLK COUNTY HEALTH DEPARTMENT		178	24	12%	202
HEALTH FIRST - HOLMES REGIONAL MEDICAL CENTER		32	170	84%	202
Governors Creek Health and Rehabilitation	1	198	2	1%	201
AMBULATORY SURGERY CENTER OF BOCA RATON LTD		200	1	0%	201
VAMC WEST PALM LAB		5	196	98%	201
CORAL REEF NURSING & REHABILITATION CENTER		199	2	1%	201
PAVILION FOR HEALTHCARE, THE		199	1	1%	200
ADVENT HEALTH - ORLANDO		146	54	27%	200
AMERICAN FINNISH NURSING HOME	1	194	5	3%	200
Solaris Senior Living North Naples ALF		191	9	5%	200
Orchid Cove at Sarasota		199	1	1%	200
SOLARIS SENIOR LIVING VERO BEACH		192	7	4%	199
CENTERSTONE OF FLORIDA		185	14	7%	199
KINDRED HOSPITAL	7	188	4	2%	199
TRENTON MEDICAL CENTER INC DBA PALMS MEDICAL GROUP	4	140	55	28%	199
WIREGRASS DIRECT PRIMARY CARE PLLC		168	30	15%	198
ADVENT HEALTH - CARROLLWOOD	4	169	25	13%	198
Life Care Center of Punta Gorda	1	186	11	6%	198
DEPARTMENT OF HEALTH & HUMAN SERVICES		198			198
PEDIATRIC ASSOCIATES OF OCALA PA		174	23	12%	197
GLENRIDGE ON PALMER RANCH,THE		190	7	4%	197
FLORIDA HEALTH CARE PLANS			197	100%	197

COVID-19: testing by laboratory

Data through Jan 27, 2021 verified as of Jan 28, 2021 at 09:25 AM

Data in this report are provisional and subject to change.

The numbers in the table below represent the number of Florida and non-Florida residents for whom test results were received by the Department of Health. A person can be tested by more than one laboratory and can have both positive and negative results. **Therefore, the sum of the numbers in each column will be larger than the total number of people tested.**

Reporting lab	Inconclusive	Negative	Positive	Percent positive	Total
FHMG FLORIDA HOSPITAL MEDICAL GROUP		168	28	14%	196
PORT SAINT LUCIE HOSPITAL		187	9	5%	196
HOLLEY NAVARRE MEDICAL CLINIC		139	56	29%	195
MACTOWN, INC		194	1	1%	195
ATLANTIC URGENT CARE		133	62	32%	195
Crossbreeze care center		193	2	1%	195
ELMCROFT PINECREST	1	181	13	7%	195
LASER & SURGERY CENTER OF THE PALM BEACHES		193	1	1%	194
WASHINGTON REHAB AND NURSING		185	9	5%	194
FORT PIERCE HEALTH CARE		189	5	3%	194
San Jose Health & Rehabilitation		191	3	2%	194
AMERICAN MEDICAL RESPONSE		190	4	2%	194
SUPERIOR RESIDENCES OF PANAMA CITY BEACH		187	6	3%	193
JACKSONVILLE KIDS PEDIATRICS, PLLC		168	25	13%	193
Bayside Health and Rehabilitation		164	29	15%	193
FRICKS PHARMACY		143	50	26%	193
Nspire Health Care Kendall		182	10	5%	192
HEALTH LINK DIAGNOSTIC LABORATORIES		182	9	5%	191
ADVENTHEALTH EXPRESS CARE AT		142	49	26%	191
NSPIRE HEALTHCARE LAUDERHILL		185	6	3%	191
FIRST CHOICE PRIMARY CARE		151	40	21%	191
FLORIDA KEYS PEDIATRICS & ADOLESCENT CENTER		181	9	5%	190
VITAS HEALTHCARE CORPORATION		187	3	2%	190
STEWARD SEBASTIAN RIVER MEDICAL CENTER		156	33	17%	189
CYPRESS POINT LIVING, LLC		175	14	7%	189
OKEECHOBEE COUNTY HEALTH DEPT	1	122	66	35%	189
BAYVIEW CENTER		186	3	2%	189
NORTH FLORIDA PEDIATRICS - MARIANNA		153	36	19%	189
NEO GENOMICS - FORT MYERS	1	181	6	3%	188
JAMES A HALEY VETERANS HOSPITAL			188	100%	188
WOMEN'S CARE FLORIDA LABORATORY		183	5	3%	188
CHIPOLA MEDICAL ASSOCIATES, LLC		127	60	32%	187
HOLISTIX TREATMENT CENTERS		181	6	3%	187
CYPRESS COVE		182	5	3%	187
Consulate Healthcare of West Palm Beach		173	14	7%	187
ABBIEJEAN RUSSELL CARE CENTER		187			187
Life Care Center at Inverrary		185	2	1%	187
PLANTATION NURSING & REHAB CENTER		186			186
DISCOVERY VILLAGE AT MELBOURNE		166	20	11%	186
CONSULATE HEALTH CARE OF MELBOURNE		183	3	2%	186
BOCA RATON REHABILITATION CENTER	4	178	3	2%	185
LIFE CARE CENTER OF PORT ST. LUCIE		178	7	4%	185
LAUREL POINT CARE ACQUISITION LLC DBA SANDGATE GARDENS REHAB AND NURSI		162	23	12%	185
UCC - WELLINGTON		1	184	99%	185
Whispering Oaks	9	153	23	12%	185
OCEAN REEF MEDICAL CENTER		150	35	19%	185
INN AT ASTON GARDENS, THE		178	7	4%	185

COVID-19: testing by laboratory

Data through Jan 27, 2021 verified as of Jan 28, 2021 at 09:25 AM

Data in this report are provisional and subject to change.

The numbers in the table below represent the number of Florida and non-Florida residents for whom test results were received by the Department of Health. A person can be tested by more than one laboratory and can have both positive and negative results. **Therefore, the sum of the numbers in each column will be larger than the total number of people tested.**

Reporting lab	Inconclusive	Negative	Positive	Percent positive	Total
ADVENT		172	13	7%	185
ARCPPOINT LABS OF ST PETERSBURG		118	67	36%	185
ADVENT HEALTH CENTRA CARE - DAYTONA BEACH		93	92	50%	185
ST. JAMES BAY HEALTH AND REHABILITATION CENTER		183	1	1%	184
TRINITY REGIONAL REHAB CENTER		168	15	8%	183
ADVENT HEALTH CENTRA CARE - WESLEY CHAPEL		13	170	93%	183
LAKE VIEW CARE CENTER AT DELRAY		177	6	3%	183
LAKESIDE NEUROLOGIC		173	9	5%	182
WATERMARK LAKE POINTE WOODS LLC		164	18	10%	182
ABSOLUTE GENOMICS	1	110	71	39%	182
TAVARES PEDIATRICS		153	29	16%	182
WHITE WILSON MEDICAL IMMEDIATE CARE NICEVILLE		1	180	99%	181
CONEY ISLAND HOSPITAL		174	7	4%	181
NADAL PEDIATRICS - VICTORIA STREET (3385)		153	28	15%	181
FINLAY CLINICAL LABORATORY INC		36	145	80%	181
ARBOR FACILITY INC		180			180
ANTHEM LAKES LLC		151	29	16%	180
NIGHT LITE PEDIATRICS WINTER GARDEN		144	35	20%	179
ONESTOP MEDICAL AND URGENT CARE LLC		142	37	21%	179
ADVENT HEALTH CENTRA CARE - CARROLLWOOD		5	172	97%	177
STATMED QUICK QUALITY CLINIC AT NORTH PINELLAS		65	111	63%	176
Emory L Bennett State Veterans Nursing Home		173	3	2%	176
BORLAND GROOVER CLINIC	1	144	31	18%	176
ST MARK VILLAGE		172	4	2%	176
SARNO EXTENDED HOURS		115	61	35%	176
NORTH FLORIDA PEDIATRICS PA - DUVAL		152	24	14%	176
FLORIDA HEALTH CARE PLAN INC		2	174	99%	176
BAPTIST HEALTH PRIMARY CARE	1	134	41	23%	176
Heritage Park Rehabilitation & Healthcare		159	17	10%	176
TARPON POINT NURSING AND REHABILITATION CENTER		173	3	2%	176
PALM BEACH PEDIATRICS PA	2	159	14	8%	175
OAKBROOK HEALTH AND REHABILITATION CENTER	1	160	14	8%	175
PADDOCK RIDGE		172	3	2%	175
Coastal Health and Rehabilitation Center		167	8	5%	175
Cross Terrace REhabitation		173	1	1%	174
Heartland Healthcare of Ft. Myers	1	173			174
MEDICAL CONSULTANTS OF FLORIDA LLC	1	142	31	18%	174
ASTON GARDENS AT PELICAN MARSH		169	5	3%	174
BOND CLINIC, PA		122	52	30%	174
Consulate Health Care of St. Petersburg		174			174
Life Care Center of Sarasota		163	11	6%	174
The Inn at Sarasota Bay Club		172	2	1%	174
24/7 PEDIATRIC CARE CENTERS INC		157	16	9%	173
EVENT MED SERVICES LABORATORY		169	3	2%	172
ORLANDO HEALTH EMERGENCY DEPARTMENT		161	11	6%	172
AZALEA TRACE		159	12	7%	171
DE LUNA HEALTH AND REHABILITATION CENTER		150	21	12%	171

COVID-19: testing by laboratory

Data through Jan 27, 2021 verified as of Jan 28, 2021 at 09:25 AM

Data in this report are provisional and subject to change.

The numbers in the table below represent the number of Florida and non-Florida residents for whom test results were received by the Department of Health. A person can be tested by more than one laboratory and can have both positive and negative results. **Therefore, the sum of the numbers in each column will be larger than the total number of people tested.**

Reporting lab	Inconclusive	Negative	Positive	Percent positive	Total
COLONY CLUB ALF,THE		157	13	8%	170
HUNT CLUB PEDIATRIC ASSOCIATES, P.A.		142	28	16%	170
THE RESIDENCE AT TIMBER PINES	4	144	22	13%	170
ADVENT HEALTH CARE CENTER		160	9	5%	169
Concordia Village of Tampa AL		165	4	2%	169
CANTERFIELD OF CLAY COUNTY		132	37	22%	169
GOOD SAMARITAN SOCIETY OF DELAND		159	10	6%	169
PANAMA CITY DEVELOPMENTAL CENTER□		168			168
CORAL GABLES NURSING & REHABILITATION CENTER		159	9	5%	168
ALLSOUTH URGENT CARE		6	162	96%	168
ALL SEASONS NAPLES LLC□		164	4	2%	168
URGENT CARE OF THE PALM BEACHES, NORTH PALM BEACH			167	100%	167
HOSPITAL FOR SPECIAL SURGERY		165	2	1%	167
CANTERFIELD OF OCALA, LLC		156	11	7%	167
The Waterford		166			166
ADVENT HEALTH CENTRA CARE - TEMPLE TERRACE	1	103	62	37%	166
EDGEWOOD NURSING CENTER		159	7	4%	166
LAB CORP	1	93	71	43%	165
WALGREENS 10670		148	17	10%	165
KR at Hillsborough Lakes/Lutz Healthcare		160	5	3%	165
BRADENTON HEALTH CARE		163			163
DOCTORS MEMORIAL HOSPITAL		44	119	73%	163
PRIMECARE OF DOTHAN		113	50	31%	163
TRI COUNTY NURSING HOME		162	1	1%	163
ROSECASTLE OF CITRUS		133	28	17%	161
SOMERBY LAKE NONA		154	7	4%	161
Surrey Place Healthcare and Rehabilitation		160	1	1%	161
GREENBRIAR REHABILITATION AND NURSING CENTER	1	159			160
VETERANS AFFAIRS ORLANDO VA MEDICAL CENTER			160	100%	160
SARAPATH DIAGNOSTICS		65	95	59%	160
BENDERSON FAMILY SKILLED NURSING AND□		143	17	11%	160
KEYSTONE REHAB		160			160
AMA MEDICAL GROUP LLC		132	27	17%	159
PATRIOT MEDICAL LABORATORIES		153	6	4%	159
ARCADIA HEALTH AND REHABILITATION CENTER		100	58	37%	158
DISCOVERY VILLAGE AT NAPLES		142	16	10%	158
WUESTHOFF REF LABORATORY			158	100%	158
VIERA MANOR ASSISTED LIVING RESIDENCE		150	7	4%	157
OSPREY VILLAGE AT AMELIA ISLAND LTD		150	7	4%	157
MATHISON RETIREMENT COMMUNITY, INC	1	148	8	5%	157
AMELIA MEDICAL CARE		15	142	90%	157
TUSCAN GARDENS OF VENETIA MANAGEMENT COMPANY		150	7	4%	157
FAMILY EXPRESS URGENT CARE			156	100%	156
TIMBERRIDGE NURSING HOME & REHAB		123	33	21%	156
BARTON HEALTH ALLIANCE		122	34	22%	156
MAGNOLIA FAMILY URGENT CARE		132	24	15%	156
Englewood Healthcare and Rehab		141	15	10%	156

COVID-19: testing by laboratory

Data through Jan 27, 2021 verified as of Jan 28, 2021 at 09:25 AM

Data in this report are provisional and subject to change.

The numbers in the table below represent the number of Florida and non-Florida residents for whom test results were received by the Department of Health. A person can be tested by more than one laboratory and can have both positive and negative results. **Therefore, the sum of the numbers in each column will be larger than the total number of people tested.**

Reporting lab	Inconclusive	Negative	Positive	Percent positive	Total
BEACON AT GULF BREEZE, THE	2	147	7	4%	156
EDWARD J HEALEY REHAB & NURSING CENTER		155			155
YOUR FAMILY WALK-IN CLINIC		7	148	95%	155
PRUITT HEALTH		153	2	1%	155
PALM HARBOR FAMILY PRACTICE & WALK-IN		111	44	28%	155
COCOA BEACH/ADVENT CENTRA		41	114	74%	155
CITRUS HEALTH AND REHAB		128	26	17%	154
ADVENT HEALTH - LAKE NONA		131	23	15%	154
PALMETTTO FACILITY INC	1	153			154
EXOSOME DIAGNOSTICS	1	137	16	10%	154
NO FLORIDA PEDIATRICS, PA		131	23	15%	154
TUSCAN GARDENS OF PALM COAST		150	3	2%	153
ARDEN COURTS OF LARGO FL, LLC		140	13	8%	153
GEORGIA DEPARTMENT OF PUBLIC HEALTH	1	5	147	96%	153
CAYUGA MEDICAL CENTER AT ITHACA		148	4	3%	152
FAWCETT MEMORIAL HOSPITAL-LAB		39	113	74%	152
SANDY PINES	2	132	18	12%	152
MEDIPATH LLC		2	150	99%	152
WALGREENS 3173		138	13	9%	151
MIRACLE HILL NURSING & REHABILITATION CENTER INC		146	5	3%	151
CSL PLASMA		28	123	81%	151
LCS SANDHILL COVE LLC DBA	4	140	7	5%	151
PONTE VEDRA GARDENS		150	1	1%	151
LEESBURG PEDIATRICS		140	11	7%	151
DIAMOND RIDGE		147	4	3%	151
WOODBIDGE FACILITY INC		146	4	3%	150
UNIVERSITY OF MIAMI		26	124	83%	150
BAY VUE NURSING AND REHABILITATION CENTER		139	10	7%	149
GENE BY GENE		61	88	59%	149
ZON BEACHSIDE LLC		122	27	18%	149
PRECISION HEALTH RESOURCES, LLC	1	133	15	10%	149
PRECISION GENETICS, INC		144	4	3%	148
GUEST HOUSE OCALA, THE		145	3	2%	148
FIRST CHOICE PEDIATRICS SEMORAN		80	68	46%	148
Chatham Glen Healthcare and Rehabilitation Center		143	5	3%	148
ROSECASTLE OF ZEPHRHILLS		145	2	1%	147
GOLD CHOICE SENIOR COMMUNITIES		107	40	27%	147
SUWANNEE VALLEY NURSING CENTER		136	11	7%	147
REFUAH HEALTH CENTER LABORATORY		140	7	5%	147
BARKLEY PLACE	1	142	4	3%	147
SEAGRASS VILLAGE FLEMING ISLAND		110	35	24%	145
REGENCY CARE OF BLOUNTSTOWN LLC		135	10	7%	145
JACKSONVILLE NURSING AND REHAB CENTER		139	6	4%	145
ST PETERSBURG PEDIATRICS-PARK BLVD		126	19	13%	145
US MEDICAL CARE, INC		129	16	11%	145
NCRNC INC		140	4	3%	144
Quail Run Health Care Center		143			143

COVID-19: testing by laboratory

Data through Jan 27, 2021 verified as of Jan 28, 2021 at 09:25 AM

Data in this report are provisional and subject to change.

The numbers in the table below represent the number of Florida and non-Florida residents for whom test results were received by the Department of Health. A person can be tested by more than one laboratory and can have both positive and negative results. **Therefore, the sum of the numbers in each column will be larger than the total number of people tested.**

Reporting lab	Inconclusive	Negative	Positive	Percent positive	Total
JEFFERY WEINZWEIG		2	141	99%	143
NEW YORK CITY DEPARTMENT OF HEALTH & MENTAL		117	26	18%	143
ADVENTHEALTH CENTRA CARE PONCIANA	1	81	60	42%	142
Sunnyside Nursing Home		139	3	2%	142
LAKEVIEW INTERNAL MEDICINE		92	50	35%	142
PALM BEACH COUNTY HEALTH DEPT LAB	4	132	6	4%	142
MOBILE INFIRMARY MED CENTER PATH LAB		127	15	11%	142
LA MER NH LLC		138	4	3%	142
MEADOWCREST FAMILY PHYSICIANS		92	50	35%	142
LUIS A GHIGLINO MD PA		136	5	4%	141
UNITED CLINICAL LABORATORIES		132	9	6%	141
DOCTORS MEMORIAL FAMILY PRACTICE	2	106	33	23%	141
PORT ST LUCIE REHABILITATION AND HEALTHCARE		98	43	30%	141
GLADES HEALTH CARE CENTER		138	3	2%	141
VENICE REGIONAL BAYFRONT HEALTH (PULMONARY)		126	15	11%	141
ST ANTHONYS REHABILITATION HOSPITAL	7	131	2	1%	140
NORTH FLORIDA INTERNAL MEDICINE PA		107	33	24%	140
BRIGHTON EGGERT PHARMACY INC		135	5	4%	140
ARTHREX MEDICAL CENTER		48	91	65%	139
Gulf Coast Healthcare (Longwood Health and Rehab		118	21	15%	139
WRIGHTS HEALTH CARE AND REHABILITATION CENTER		109	30	22%	139
SOUTH BALDWIN REGIONAL MEDICAL CENTER		131	8	6%	139
EMERITUS AT NAPLES	2	136			138
GRACE PEDIATRICS		114	24	17%	138
MORSELIFE MEMORY CARE RESIDENCE		132	6	4%	138
AMERICAN PATHOLOGY PARTNERS		136	2	1%	138
MILLENNIUM LAB SERVICES			137	100%	137
ADVENT HEALTH CENTRA CARE - CITRUS PARK		9	128	93%	137
MANOR AT BLUEWATER BAY		131	6	4%	137
PPC-LAB EDI ORCHARD BI		129	8	6%	137
ADVENT HEALTH CENTRA CARE - ORANGE CITY	1	53	82	60%	136
The Crossroads		135	1	1%	136
ADVENT HEALTH CENTRA CARE - DELAND		28	107	79%	135
LABORATORY OF FLORIDA		83	52	39%	135
IRL MARKET LAB ALACHUA		104	31	23%	135
ST PETERSBURG PEDIATRICS-SEMINOLE BLVD		108	27	20%	135
DAYSRING VILLAGE		112	22	16%	134
SUNNY HILLS ALF OF SEBRING INC		123	11	8%	134
ADVANCED MEDICAL CENTER		86	48	36%	134
FHMG-FLORIDA HOSPITAL MEDICAL GROUP		112	22	16%	134
FORT WALTON REHABILITATION CENTER		96	37	28%	133
PROVIDENCE HOSPITAL LABORATORY		125	8	6%	133
GRAVITY DIAGNOSTICS		45	87	66%	132
LAKEVIEW TERRACE RETIREMENT COMMUNITY		117	15	11%	132
GRAVITY DIAGNOSTICS, LLC		36	96	73%	132
THE REHABILITATION CENTER OF LAKE CITY		127	5	4%	132
MID FLORIDA PATHOLOGY LLC MOBILE UNIT #4		87	45	34%	132

COVID-19: testing by laboratory

Data through Jan 27, 2021 verified as of Jan 28, 2021 at 09:25 AM

Data in this report are provisional and subject to change.

The numbers in the table below represent the number of Florida and non-Florida residents for whom test results were received by the Department of Health. A person can be tested by more than one laboratory and can have both positive and negative results. **Therefore, the sum of the numbers in each column will be larger than the total number of people tested.**

Reporting lab	Inconclusive	Negative	Positive	Percent positive	Total
NATURE COAST MEDICAL GROUP		53	79	60%	132
ADVANCED MEDICAL GROUP		1	131	99%	132
OAKS OF KISSIMMEE HEALTH AND REHABILITATION CENTER		129	3	2%	132
CHILDREN MED CARE INC		113	18	14%	131
LONGWOOD HEALTH AND REHABILITATION CENTER		125	6	5%	131
INTEGRATED REGIONAL LABORATORIES		119	12	9%	131
DAIRY ROAD URGENT CARE		70	61	47%	131
THE WELLNESS CENTER AT LAKEWOOD RANCH		43	88	67%	131
LabCorp L#09258090 M#09258105		73	57	44%	130
BAY EDUCATORS WELLNESS CENTER		77	53	41%	130
SPRINGS AT LAKE POINTE WOODS		128	2	2%	130
WEDGEWOOD HEALTHCARE CENTER		90	40	31%	130
DOCTOR'S IN HOUSE LABORATORY		18	111	86%	129
CENTRACARE		17	112	87%	129
BMHSI-AEL MICROBIOLOGY LABORATORY	2	102	25	19%	129
FAMILY EXTENDED CARE OF CENTRAL TAMPA		114	15	12%	129
PEDIATRICS OF GREATER ORLANDO		113	15	12%	128
TRI-COUNTY NURSING HOME		117	11	9%	128
WIMAUMA COMMUNITY HEALTH CENTER		99	29	23%	128
CORE BIO LABS		76	51	40%	127
AFTER HOURS PEDIATRICS INC	1	1	125	98%	127
GESSLER CLINIC PA		98	29	23%	127
PINNACLES PEDS CARE PA		127			127
FARAH MEDICAL		117	9	7%	126
REGENCY PARK		108	18	14%	126
PHYSICIANS REGIONAL MEDICAL CENTER - PINE RIDGE		19	107	85%	126
HILLSBOROUGH COUNTY DEVELOPMENTAL CTR	1	117	8	6%	126
CHARTER SENIOR LIVING OF PANAMA CITY BEACH		105	20	16%	125
VILLAGES REGIONAL HOSPITAL SURGERY CENTER LLC, THE		100	25	20%	125
QUICK CARE MED LLC	1	113	11	9%	125
PALMS MEDICAL GROUP HIGH SPRINGS		103	22	18%	125
FOUNTAIN INN NURSING & REHABILITATION CTR, INC		119	6	5%	125
COASTAL INTERNAL MEDICINE		94	31	25%	125
MACCLENNY NURSING AND REHAB		108	16	13%	124
LIFE CARE CENTER OF ALTAMONTE SPRINGS		102	22	18%	124
THE ARLINGTON OF NAPLES INC.		121	3	2%	124
BROOKDALE OF SPRING HILL	8	115	1	1%	124
THE CLUB AND REHABILITATION CENTER		123	1	1%	124
SOUTH CAMPUS FACILITY INC		119	5	4%	124
ISLAND HEALTH AND REHABILITATION CENTER		122	1	1%	123
ARBOR GLEN AT ARBOR TRACE	2	112	9	7%	123
MV MEDICAL PRACTICE DBA PRIMARY URGENT CARE		116	7	6%	123
WESLEY HAVEN VILLA	1	113	8	7%	122
CROSSWINDS HEALTH AND REHABILITATION CENTER		122			122
SHOAL CREEK REHABILITATION CENTER		80	42	34%	122
VILLAGE PLACE NH LLC		98	24	20%	122
VI AT BENTLEY VILLAGE HOME CARE		122			122

COVID-19: testing by laboratory

Data through Jan 27, 2021 verified as of Jan 28, 2021 at 09:25 AM

Data in this report are provisional and subject to change.

The numbers in the table below represent the number of Florida and non-Florida residents for whom test results were received by the Department of Health. A person can be tested by more than one laboratory and can have both positive and negative results. **Therefore, the sum of the numbers in each column will be larger than the total number of people tested.**

Reporting lab	Inconclusive	Negative	Positive	Percent positive	Total
MANOR CARE OF PALM HARBOR		122			122
WORKPLACE SCREENING INTELLIGENCE			121	100%	121
WALGREENS 6221		108	13	11%	121
PARKVIEW HEALTH		121			121
ANGELS DIAGNOSTIC GROUP		96	25	21%	121
NOVARI CARE LLC		86	35	29%	121
COQUINA CENTER		118	3	2%	121
ADVENT HEALTH CENTRA CARE - BRANDON		30	91	75%	121
MEYER PEDIATRICS		107	13	11%	120
ARDEN COURTS OF TAMPA		119	1	1%	120
ALL FLORIDA FAMILY AND SPORTS MEDICINE		106	14	12%	120
STEWART MEDICAL GROUP		34	86	72%	120
PROVISTA DIAGNOSTICS, INC		117	3	3%	120
Lakeside Nursing and Rehabilitation Center	1	94	25	21%	120
Nemours Children's Urgent Care		80	40	33%	120
FOUNTAINS OF HOPE LLC, THE		118	1	1%	119
PALMS FACILITY INC		104	15	13%	119
URGENT CARE TCMA			119	100%	119
PLANT CITY PEDIATRICS		99	20	17%	119
QUEENS HOSPITAL CENTER		112	7	6%	119
BOSTON RED SOX CLUB LP		117	2	2%	119
MATHISON RETIREMENT COMMUNITY		114	5	4%	119
FLORIDA DEPARTMENT OF HEALTH IN LAKE COUNTY	1	76	41	35%	118
RDX BIOSCIENCE		60	58	49%	118
COASTAL HEALTH AND REHAB		110	8	7%	118
Hampton Court Nursing and Rehabilitation Center		117	1	1%	118
NEIGHBORHOOD MEDICAL CENTER		112	5	4%	117
SONATA DELRAY BEACH		109	8	7%	117
SONATA COCONUT CREEK	2	96	19	16%	117
WHITE-WILSON MEDICAL CENTER - FORT WALTON BEACH		112	5	4%	117
BELVEDERE COMMONS OF FORT WALTON BEACH		107	9	8%	116
LEE COUNTY SCHOOL DISTRICT	1	108	7	6%	116
RDV SPORTSPLEX PEDIATRICS		95	20	17%	115
MINUTECLINIC DIAGNOSTIC OF RHODE ISLAND, LLC #729		111	4	3%	115
GULF COAST MEDICAL CENTER		112	3	3%	115
ADVENTHEALTH HOSPICE CARE CENTRAL FLORIDA		115			115
SUNFLOWER SPRINGS ASSISTED LIVING		105	10	9%	115
ALTAMONTE MD			114	100%	114
MILLER BIOCONNECT		95	19	17%	114
CLARE BRIDGE OF SARASOTA		112	1	1%	113
SUNY UPSTATE MEDICAL UNIVERSITY		107	6	5%	113
DOLPHIN POINTE HEALTH CARE LLC		96	17	15%	113
RITECARE MEDICAL CENTER		66	47	42%	113
SURREY PLACE CARE CENTER		107	6	5%	113
TUSCAN ISLE CHAMPIONSGATE OP CO LLC		110	2	2%	112
NORTH FL SOUTH GA HCS-MALCOM RANDALL VAMC			112	100%	112
WINDERMERE MEDICAL CENTER		108	4	4%	112

COVID-19: testing by laboratory

Data through Jan 27, 2021 verified as of Jan 28, 2021 at 09:25 AM

Data in this report are provisional and subject to change.

The numbers in the table below represent the number of Florida and non-Florida residents for whom test results were received by the Department of Health. A person can be tested by more than one laboratory and can have both positive and negative results. **Therefore, the sum of the numbers in each column will be larger than the total number of people tested.**

Reporting lab	Inconclusive	Negative	Positive	Percent positive	Total
ALLIED HEALTH FORT PIERCE		112			112
WILLOW BROOKE COURT AT AZALEA TRACE		112			112
BROOKDALE COLONIAL PARK	2	109	1	1%	112
TREASURE COAST MEDICAL ASSOCIATES		4	108	96%	112
CARENOW URGENT CARE - LAKE MARY			111	100%	111
SEASIDE HEALTH AND REHABILITATION CENTER		54	57	51%	111
HIALEAH SHORES NURSING AND REHAB CENTER		103	8	7%	111
Signature healthcare of Jacksonville		106	5	5%	111
HEARTLAND PEDIATRICS OF LAKE PLACID PA		95	16	14%	111
KINDRED HOSPITAL THE PALM BEACHES		105	5	5%	110
LAKE HOUSE ASSISTED LIVING		93	17	15%	110
FLAGLER COUNTY DETENTION CENTER		107	3	3%	110
DIAGNOSTIC LABORATORY OF OKLAHOMA		88	22	20%	110
ELAN BUENA VISTA		95	15	14%	110
CLEARWATER STATMED QUICK QUALITY CLINICS		36	74	67%	110
TIFFANY HALL NURSING AND REHAB CENTER		100	9	8%	109
PHYSICIAN PARTNERS PERRY		52	57	52%	109
EVANS HEALTH CARE		106	2	2%	108
CLINICA HISPANA		1	107	99%	108
MG PORT CHARLOTTE II SUBTENANT LLC		97	11	10%	108
PHYSICIANS REGIONAL CLINIC		82	26	24%	108
CRANE CENTER		80	28	26%	108
IQBAL A FARUQUI MD		83	24	22%	107
220 GOLDEN, LLC	1	91	15	14%	107
GRAND OAKS HEALTH & REHABILITATION		106	1	1%	107
BROOKDALE ORANGE PARK		106	1	1%	107
MONTEFIORE MEDICAL CENTER LABORATORIES - MOSES		97	9	8%	106
HEART OF FLORIDA REGIONAL MED CTR		35	71	67%	106
MINUTECLINIC LLC #4987		92	14	13%	106
RESEARCH CENTERS OF AMERICA, LLC		86	20	19%	106
SUMMERFIELD EMERGENCY ROOM		84	22	21%	106
BAY VIEW HEALTHCARE		85	21	20%	106
VILLAGE PEDIATRICS LLC		83	23	22%	106
PALM BEACH COUNTY FIREFIGHTERS HEALTH CLINIC, LLC		83	23	22%	106
ARDEN COURTS OF FORT MYERS		103	2	2%	105
HAWKINS FAMILY MEDICINE LLC		66	39	37%	105
AMERICAN HOUSE-BONITA SPRINGS		104	1	1%	105
MEDICAL CONSULTANTS OF FLORIDA DBA	1	90	14	13%	105
FAWCETT MEMORIAL HOSPITAL LABORATORY			105	100%	105
FLORIDA HEALTH CARE PLANS INC		1	104	99%	105
FINNISH AMERICAN REST HOME-ALF		102	2	2%	104
PROMPT CARE OF CENTRAL FLORIDA			104	100%	104
GRANDE, THE	2	98	4	4%	104
FLORIDA ATLANTIC UNIVERSITY STUDENT HEALTH		82	22	21%	104
MIAMI VA HEALTHCARE SYSTEM			104	100%	104
CHERRY OAK PALM BEACH COUNTY		98	6	6%	104
HERITAGE HEALTHCARE AND REHABILITATION CENTER		103	1	1%	104

COVID-19: testing by laboratory

Data through Jan 27, 2021 verified as of Jan 28, 2021 at 09:25 AM

Data in this report are provisional and subject to change.

The numbers in the table below represent the number of Florida and non-Florida residents for whom test results were received by the Department of Health. A person can be tested by more than one laboratory and can have both positive and negative results. **Therefore, the sum of the numbers in each column will be larger than the total number of people tested.**

Reporting lab	Inconclusive	Negative	Positive	Percent positive	Total
UNIVERSITY MEDICAL CENTER SUITES		91	13	13%	104
HOBDAIR FAMILY HEALTH LLC		72	32	31%	104
ST PETERSBURG PEDIATRICS-EAST BAY		82	22	21%	104
WILLOWBROOKE COURT AT ST ANDREWS ESTATES		99	5	5%	104
EAST NEW YORK DIAGNOSTIC AND TREATMENT		98	5	5%	103
HARBORCHASE OF VERO BEACH		91	12	12%	103
ISLAND URGENT CARE PLLC DBA AFC URGENT CARE		102	1	1%	103
HUNT CLUB PEDIATRIC ASSOCIATES PA		52	51	50%	103
SMILEY MEDICAL GROUP		75	28	27%	103
ARDEN COURTS OF DELRAY BEACH FL LLC	3	99	1	1%	103
NADAL PEDIATRICS		86	17	17%	103
STERLING HOUSE OF DELAND		101	1	1%	102
PREDICTIVE LABORATORIES, INC	1	89	12	12%	102
VIPEDIATRICS PLLC		94	8	8%	102
WATSON THERAPEUTICS INC		93	9	9%	102
WELL HEALTH WORKS	1	85	16	16%	102
CABANA AT JENSEN DUNES, THE		100	2	2%	102
MD 365 MEDICAL CARE		101	1	1%	102
NO FLORIDA PEDIATRICS, PA - BRADFORD		86	16	16%	102
CITRUS MEMORIAL HOSPITAL			102	100%	102
CARENOW LAKE MARY			102	100%	102
RESTORE HEALTH URGENT CARE		40	62	61%	102
NORTH FLORIDA EVALUATION AND TREATMENT CENTER	2	95	5	5%	102
PANAMA PHARMACY	3	83	16	16%	102
DEPARTMENT OF HEALTH BUREAU OF FAMILY		100	1	1%	101
BROWARD HEALTH CORAL SPRINGS EPIDEMIOLOGY DEPT		1	100	99%	101
Consulate Health Care of Port Charlotte		98	2	2%	100
SUNCOAST URGENT CARE		70	30	30%	100
THE COURTYARD ASSISTED LIVING		96	4	4%	100
NAVY HOSPITAL			100	100%	100
PENSACOLA PEDIATRICS, PA		86	14	14%	100
MAINSTREAM DIAGNOSTIC LABORATORY LLC		87	13	13%	100
HOLISTIC PEDIATRICS GROUP LLC		85	15	15%	100
Courtyards of Orlando Care Center		94	6	6%	100
CENTRAL FLORIDA HEALTH CARE		47	52	53%	99
KINDRED HOSPITAL-BAY AREA-ST PETERSBURG LAB	1	93	5	5%	99
PINELLAS CARE CENTER		71	27	28%	98
PLAZA OF HALLANDALE BEACH		98			98
FLORIDA COMMUNITY HEALTH CENTERS INC			98	100%	98
SEMINOLE COUNTY HEALTH DEPARTMENT		79	19	19%	98
JOHNS HOPKINS ALL CHILDREN'S HOSPITAL		72	26	27%	98
URINEGOODHANDS LLC		96	2	2%	98
TRADITION MEDICAL CENTER LABORATORY		48	50	51%	98
ADVENT HEALTH CENTRA CARE - APOPKA NORTH		71	26	27%	97
GLOBAL CENTRAL LABS AT PPD	2	87	8	8%	97
VITAS HEALTHCARE CORPORATION OF FLORIDA		95	2	2%	97
UNIVERSITY HEALTH SYSTEM INC		87	10	10%	97

COVID-19: testing by laboratory

Data through Jan 27, 2021 verified as of Jan 28, 2021 at 09:25 AM

Data in this report are provisional and subject to change.

The numbers in the table below represent the number of Florida and non-Florida residents for whom test results were received by the Department of Health. A person can be tested by more than one laboratory and can have both positive and negative results. **Therefore, the sum of the numbers in each column will be larger than the total number of people tested.**

Reporting lab	Inconclusive	Negative	Positive	Percent positive	Total
DB MD		88	9	9%	97
CHARLES CROFT MD	1	95	1	1%	97
HOSPICE OF ST FRANCIS INC□		94	3	3%	97
HEALTH CENTERS AT BRENTWOOD		96	1	1%	97
ARCPPOINT LABS OF SARASOTA MANATEE		29	68	70%	97
BAYSHORE MEMORY CARE□		96			96
VISTA MANOR		92	4	4%	96
PEDIATRIC ASSOCIATES ORLANDO		82	14	15%	96
WESTCHESTER MEDICAL CENTER		93	3	3%	96
WESTWOOD NURSING & REHAB		65	31	32%	96
WHITE PLAINS HOSPITAL CENTER LAB		92	4	4%	96
SOUTH BALDWIN MEDICAL CENTER GULF SHORES		74	21	22%	95
ARBOR TRAIL		77	18	19%	95
DEVANSH LAB WERKS INC		79	16	17%	95
THE TERRACE OF KISSIMMEE		80	15	16%	95
SIGNATURE HEALTHCARE OF PORT CHARLOTTE		88	7	7%	95
VILLA MARIA WEST SKILLED NURSING FACILITY		89	6	6%	95
PEDIATRIC SPECIALISTS MEDICAL GROUP□	1	85	9	9%	95
CROSS CITY REHABILITATION AND HEALTH CARE CENTER		72	23	24%	95
ST MARK ASSISTED LIVING CENTER	1	82	11	12%	94
WELLOW URGENT CARE PC		94			94
AYERS HEALTH & REHABILITATION CENTER		90	4	4%	94
JPR URGENT MEDICAL CARE		94			94
North Lake Care Center		93	1	1%	94
DIAGNOSTIC SOLUTIONS		3	91	97%	94
TGH URGENT CARE – SEMINOLE			94	100%	94
PICH KTM CORP DBA MEDTOWN PHARMACY		79	15	16%	94
SAMIR EBEID MD		84	9	10%	93
CONSULATE HEALTH CARE OF SARASOTA□	1	92			93
FAMILY MEDICAL CARE OF PALM BEACH		41	52	56%	93
MARKET STREET VIERA		92	1	1%	93
CLEVELAND CLINIC FOUNDATION		12	80	87%	92
MY CLINICAL LAB INC		17	75	82%	92
CITRUS MEMORIAL HEALTH SYSTEM LAB		2	89	98%	91
STERLING HOUSE OF PUNTA GORDA		91			91
WHITE WILSON MEDICAL CENTER IMMEDIATE CARE		9	82	90%	91
HERON CLUB AT PRESTANCIA		89	2	2%	91
WEST COAST FAMILY MEDICAL CARE		68	23	25%	91
HURLBURT FIELD CLINIC		39	52	57%	91
ADVENT HEALTH CENTRA CARE - WATERMAN		78	12	13%	90
MACADAMS HOME HEALTH AGENCY		89	1	1%	90
Avante at Melbourne		90			90
KORGENE LAB	1	23	66	73%	90
KEYS MEDICAL GROUP			90	100%	90
VIERA HOSPITAL			90	100%	90
MIDWAY PRIMARY CARE, LLC		79	10	11%	89
LATE HOURS URGENT CARE		51	38	43%	89

COVID-19: testing by laboratory

Data through Jan 27, 2021 verified as of Jan 28, 2021 at 09:25 AM

Data in this report are provisional and subject to change.

The numbers in the table below represent the number of Florida and non-Florida residents for whom test results were received by the Department of Health. A person can be tested by more than one laboratory and can have both positive and negative results. **Therefore, the sum of the numbers in each column will be larger than the total number of people tested.**

Reporting lab	Inconclusive	Negative	Positive	Percent positive	Total
ORLANDO LUTHERAN TOWERS ASSISTED LIVING		89			89
Cross Landings Health and Rehabilitation		88	1	1%	89
KALEIDA HEALTH CENTER FOR LABORATORY		83	6	7%	89
Mt Sinai Aventura			89	100%	89
PINELLAS COUNTY JAIL			89	100%	89
SANDY RIDGE CENTER FOR REHABILITATION AND HEALING		71	18	20%	89
SEA PINES REHABILITATION HOSPITAL		88	1	1%	89
Summit Medical Group		80	9	10%	89
AVERO DIAGNOSTICS		64	24	27%	88
VILLAS OF HOLLY BROOK - BRADENTON 14TH		88			88
GOVERNOR'S CREEK HEALTH & REHABILITATION		87	1	1%	88
FREEDOM INN AT TARPON SPRINGS		81	7	8%	88
SEAVIEW NURSING AND REHABILITATION CENTER		88			88
PACIFIC ANALYTICS			87	100%	87
CENTRAL FLORIDA HEALTHCARE GROUP LLC		71	16	18%	87
JOHN KNOX VILLAGE OF FLORIDA ALF	1	83	3	3%	87
QUICK CARE MED PL CR		80	7	8%	87
BRANDON HEALTH AND REHABILITATION CENTER	1	85	1	1%	87
DOS OF NORTH SHORES NURSING & REHAB CENTER		87			87
ADVENT HEALTH - PALM HARBOR ER		64	23	26%	87
LIFE BRITE		72	14	16%	86
HARBORCHASE OF NAPLES		73	13	15%	86
MAGNOLIA DIAGNOSTIC		2	84	98%	86
ISLAND DOCTORS		10	76	88%	86
LODGE HEALTH AND REHABILITATION CENTER, THE		64	22	26%	86
NAVARRE GARDENS LLC		62	24	28%	86
BIODESIX, INC.		65	21	24%	86
SEMINOLE SPORTS AND FAMILY MEDICINE		76	10	12%	86
PRIME HEALTH OF NORTH PORT LLC		78	8	9%	86
DISCOVERY VILLAGE AT THE FORUM		86			86
W. FRANK WELLS NURSING HOME		84	1	1%	85
WALTON PLACE		85			85
NORTH FLORIDA SPINE AND WELLNESS		66	19	22%	85
CLARE BRIDGE ORMOND BEACH	1	84			85
MEDICATION ROOMS-CSU/CI NURSE STATION	1	77	7	8%	85
BAYFRONTVENICEREGIONAL		80	5	6%	85
ROHR HOME		82	3	4%	85
MIAMI SHORES NURSING & REHAB		85			85
CHEEK AND SCOTT DRUGS INC		68	17	20%	85
STUART LODGE LIVING LLC		61	23	27%	84
ARDEN COURTS OF SEMINOLE		80	4	5%	84
CAREMOUNT MEDICAL - PATHOLOGY		81	3	4%	84
MARTIN ACQUISITION 1 LLC DBA		71	13	15%	84
LECONTE MEDICAL CENTER LAB		66	18	21%	84
PINES OF SARASOTA GARDEN		84			84
FIRSTCARE CLINIC		39	45	54%	84
MAGNOLIA MEDICAL CLINIC		10	74	88%	84

COVID-19: testing by laboratory

Data through Jan 27, 2021 verified as of Jan 28, 2021 at 09:25 AM

Data in this report are provisional and subject to change.

The numbers in the table below represent the number of Florida and non-Florida residents for whom test results were received by the Department of Health. A person can be tested by more than one laboratory and can have both positive and negative results. **Therefore, the sum of the numbers in each column will be larger than the total number of people tested.**

Reporting lab	Inconclusive	Negative	Positive	Percent positive	Total
NITE LITE PEDIATRICS – JACKSONVILLE		76	8	10%	84
CLYDE E LASSEN STATE VETERANS NURSING HOME		59	25	30%	84
NSPIRE HEALTHCARE TAMARAC		80	4	5%	84
BIO-TECH CLINICAL LABORATORIES INC		74	10	12%	84
MIAMI BEACH COMMUNITY HEALTH CENTER		1	83	99%	84
PEDIATRICS IN BREVARD PA- ROCKLEDGE		54	30	36%	84
QPS, LLC		81	2	2%	83
LAFAYETTE NURSING AND REHABILITATION CENTER		81	2	2%	83
J FRANK AVEY MD		65	18	22%	83
LAKE GIBSON VILLAGE, LLC		81	2	2%	83
HOSPICE OF THE TREASURE COAST		80	3	4%	83
LABCORP EMPLOYER SERVICES		82	1	1%	83
ELMCROFT OF BELLA VITA☐		74	8	10%	82
RIVERSIDE RECOVERY OF TAMPA		81	1	1%	82
SOUTH GEORGIA MEDICAL CENTER		48	34	41%	82
THE PAVILION FOR HEALTH CARE		72	10	12%	82
IMA MEDICAL GROUP		42	40	49%	82
LAB		29	53	65%	82
HIGHLANDS URGENT CARE			82	100%	82
HOSPICE OF THE EMERALD COAST INC - PANAMA CITY	2	74	5	6%	81
BIO-TECH CLINICAL LABORATORIES		41	40	49%	81
LANDMARK, THE		38	43	53%	81
RIDGEWOOD DIAGNOSTIC LABORATORY		77	4	5%	81
KINDRED HOSPITAL MELBOURNE	1	78	2	2%	81
CRYSTAL RIVER HEALTH & REHAB		81			81
EMBRY RIDDLE AERONAUTICAL UNIVERSITY HEALTH SERVICES			81	100%	81
East Bay Rehabilitation Center		47	34	42%	81
UNIVERSITY OF TAMPA INC, THE		80			80
AMERICAN FAMILY MEDICAL LLC		48	32	40%	80
TGH URGENT CARE – TYRONE		2	77	97%	79
Crystal Health & Rehab Center		77	2	3%	79
SONATA WEST		77	2	3%	79
PALMS EDGE	1	72	6	8%	79
CANOPY ON BERRYHILL, THE		48	31	39%	79
CATHOLIC HEALTH SYSTEM DEPT LABORATORY		77	2	3%	79
EDGEWATER AT WATERMAN VILLAGE		78	1	1%	79
LABFIRST - DEPARTMENT OF PATHOLOGY		76	3	4%	79
LABCORP RTP		31	48	61%	79
CBS LABS OF TAMPA LLC		3	76	96%	79
SONNIS PEDIATRICS PA		68	11	14%	79
MEMORY CARE OF NAPLES		79			79
FLAGLER COLLEGE HEALTH SERVICES		56	23	29%	79
PSL NAPLES BH OPERATIONS, LLC		79			79
BALMORAL TENANT SERVICES INC	1	43	35	44%	79
VETERANS AFFAIRS MEDICAL CENTER - PALO ALTO		28	51	65%	79
ATRIUM AT LIBERTY PARK☐		74	4	5%	78
WALGREENS #12673		76	2	3%	78

COVID-19: testing by laboratory

Data through Jan 27, 2021 verified as of Jan 28, 2021 at 09:25 AM

Data in this report are provisional and subject to change.

The numbers in the table below represent the number of Florida and non-Florida residents for whom test results were received by the Department of Health. A person can be tested by more than one laboratory and can have both positive and negative results. **Therefore, the sum of the numbers in each column will be larger than the total number of people tested.**

Reporting lab	Inconclusive	Negative	Positive	Percent positive	Total
HIGHLANDS MEDICAL CENTER		75	3	4%	78
TRUE NORTH HEALTH NAVIGATION LLC DBA DISPATCHHEALTH	1	60	16	21%	77
The Grove Health and Rehabilitation		56	21	27%	77
Peninsula Care and Rehab		66	11	14%	77
STONY BROOK UNIVERSITY MEDICAL CENTER		65	12	16%	77
PLYMOUTH HOME FOR ADULTS, INC.	8	68	1	1%	77
MICRO PATH LABORATORIES INC		75	2	3%	77
SOUTHLAND SUITES OF ORMOND BEACH	3	74			77
SEVEN HILLS HEALTH AND REHABILITATION CENTER		61	16	21%	77
Madison Health and Rehabilitation Center		42	35	45%	77
BENTON HOUSE AT OAKLEAF		51	26	34%	77
ADVENT HEALTH - DELTONA ER		48	29	38%	77
ORANGE CITY NURSING AND REHAB		75	2	3%	77
ERIE COUNTY MEDICAL CTR CLINICAL LABS		73	4	5%	77
NORTH PORT REHABILITATION AND NURSING CENTER□		75	1	1%	76
WINDSOR REFLECTIONS		75	1	1%	76
ALTERNATIVE LIVING, INC DBA TWIN CITIES PAVILION		74	2	3%	76
CLINICAL PATHOLOGY ASSOCIATES-SONIC REFERENCE LAB		76			76
DYNAMIC MEDICAL USA			76	100%	76
HUNTSVILLE HOSPITAL LABORATORY		51	24	32%	75
KINDRED HOSPITAL NORTH FLORIDA	2	68	5	7%	75
MOBILE PHYSICIAN SERVICES INC		67	8	11%	75
NEW SMYRNA BEACH URGENT CARE			75	100%	75
LAKE MORTON PLAZA□		72	3	4%	75
ADVENTHEALTH EXPRESSCARE		45	30	40%	75
The Ponce Therapy Care Center		71	4	5%	75
S-H THIRTY-FIVE OPCO- PORT ST LUCIE, LLC	1	74			75
KINDRED HOSPITAL - SOUTH FLORIDA		75			75
JUPITER MEDICAL CENTER URGENT CARE - STUART		49	26	35%	75
PANCARE HEALTH GULF COUNTY		53	22	29%	75
BOND CLINIC PA		43	32	43%	75
The Crossings		74			74
PROMEDICA LABORATORIES		21	53	72%	74
WHITE WILSON MEDICAL CENTER PA - NAVARRE		3	71	96%	74
JACKSONVILLE UNIVERSITY		70	4	5%	74
NOAH CLINICAL LABORATORY		63	11	15%	74
MEDICAL CENTER AT OCEAN REEF,THE		71	3	4%	74
WINDSOR OAKS		73	1	1%	74
PARK OF THE PALMS INC		74			74
WINDSOR OF LAKEWOOD RANCH,THE		74			74
GRAND OAKS OF JENSEN BEACH LLC□		74			74
MINUTECLINIC DIAGNOSTIC OF SOUTH CAROLINA, LLC		64	10	14%	74
OPPENHEIMER PLASTIC SURGERY LLC		69	5	7%	74
HEALTH FIRST - PALM BAY HOSPITAL		2	71	97%	73
PENNSYLVANIA DEPT OF HEALTH		20	53	73%	73
MINNESOTA TWINS		69	4	5%	73
CONSULATE HEALTH CARE - LAKE MARY		72	1	1%	73

COVID-19: testing by laboratory

Data through Jan 27, 2021 verified as of Jan 28, 2021 at 09:25 AM

Data in this report are provisional and subject to change.

The numbers in the table below represent the number of Florida and non-Florida residents for whom test results were received by the Department of Health. A person can be tested by more than one laboratory and can have both positive and negative results. **Therefore, the sum of the numbers in each column will be larger than the total number of people tested.**

Reporting lab	Inconclusive	Negative	Positive	Percent positive	Total
Centre Pointe Health and Rehabilitation Center		67	6	8%	73
SUNSHINE GARDENS		72	1	1%	73
SCOTT LAKE HEALTH AND REHABILITATION CENTER		71	2	3%	73
HAVEN OF OUR LADY OF PEACE		72			72
EC OPCO CARROLLWOOD LLC		66	6	8%	72
BROOKDALE OVIEDO		70	2	3%	72
AZALEA TRACE PHYSICIAN SERVICES		72			72
HUNTINGTON HOSPITAL LABORATORY		69	3	4%	72
HOSPICE OF LAKE & SUMTER INC		72			72
EAST ALABAMA MEDICAL CENTER LABORATORY		60	12	17%	72
BROOKDALE FORT MYERS THE COLONY		68	4	6%	72
BROWARD HEALTH MEDICAL CENTER		3	69	96%	72
NAPHCARE, INC AT MANATEE COUNTY JAIL		46	25	35%	71
A2Z DIAGNOSTICS		70	1	1%	71
STERLING HOUSE OF TALLAHASSEE	3	62	6	8%	71
ADVANCED LAB		67	4	6%	71
WALGREENS 9627		65	6	8%	71
AMMON LABS		61	10	14%	71
MD 365 MEDICAL CARE PLLC		71			71
SUMMIT MEDICAL GROUP PA		64	7	10%	71
DOUGLAS T JACOBSON STATE VETERANS HOME		71			71
CENTRAL BALDWIN IMMEDIATE CARE & FAMILY PRACTICE		54	16	23%	70
CRAIG BERGER MD PL D/B/A BAY AREA EYE INSTITUTE		70			70
AVANTE AT OCALA INC		55	15	21%	70
A COUNTRY PLACE ASSISTED LIVING FACILITY		69	1	1%	70
ST VINCENT'S BIRMINGHAM		65	5	7%	70
MCW MENTAL HEALTH LLC		68	2	3%	70
ADVENTHEALTH MEDICAL GROUP PRIMARY CARE		67	3	4%	70
SENIOR LIVING VII TAMPA LLC	1	60	9	13%	70
SUMMIT AT VENICE	2	63	5	7%	70
Highlands Regional Hospital		63	7	10%	70
MEMORIAL MANOR		70			70
SUNCOAST COMMUNITY HEALTH CENTERS PEDIATRICS		21	49	70%	70
POINTE, THE		66	4	6%	70
FLORIDA PEDIATRIC GROUP		27	43	61%	70
ASHRAF MEDICAL GROUP PLLC DBA PULSE MD		68	2	3%	70
ADVENTHEALTH MEDICAL GROUP FAMILY MEDICINE AT		51	18	26%	69
PARKSIDE INN	3	64	2	3%	69
HERITAGE HEALTHCARE AND REHABILITATION CENTER		69			69
BEACHES PEDIATRICS PA		64	5	7%	69
USF HEALTH MORSANI CENTER		5	64	93%	69
SIMED LABORATORY		57	12	17%	69
ADVANCED EMURGENT CARE		27	42	61%	69
RITE MEDICAL CARE PC		69			69
ESCAMBIA COUNTY JAIL		48	20	29%	68
DELAND WELLNESS CENTER			68	100%	68
AEL- MEMPHIS		17	51	75%	68

COVID-19: testing by laboratory

Data through Jan 27, 2021 verified as of Jan 28, 2021 at 09:25 AM

Data in this report are provisional and subject to change.

The numbers in the table below represent the number of Florida and non-Florida residents for whom test results were received by the Department of Health. A person can be tested by more than one laboratory and can have both positive and negative results. **Therefore, the sum of the numbers in each column will be larger than the total number of people tested.**

Reporting lab	Inconclusive	Negative	Positive	Percent positive	Total
HAWTHORN HOUSE☐		56	12	18%	68
SAN JOSE SENIOR CARE LLC	1	43	24	35%	68
WATERCREST ST LUCIE WEST	1	64	3	4%	68
LAKE REGIONAL URGENT CARE		2	66	97%	68
DAYSPRING SENIOR LIVING LLC		66	2	3%	68
LAB PLUS, LLC AT SAINT THOMAS WEST HOSPITAL		54	14	21%	68
SUNCOAST OPTIMAL WELLNESS		23	45	66%	68
Oakhurst Center		65	3	4%	68
Avante at St Cloud, Inc.		66	2	3%	68
ST PETERSBURG PEDIATRICS-SEMINOLE		57	10	15%	67
MD LABS		40	27	40%	67
BROOKDALE CAPE CORAL		67			67
CHAMBREL AT ISLAND LAKE		64	3	4%	67
FLORIDA DEPARTMENT OF HEALTH IN TAYLOR COUNTY		32	35	52%	67
PLANTATION GENERAL HOSPITAL CLINICAL LAB		26	41	61%	67
VIERA DEL MAR HEALTH AND REHABILITATION CENTER		63	4	6%	67
GENPATH			67	100%	67
MEDEX MEDICAL EXPRESS OF PALATKA			66	100%	66
CLERMONT URGENT CARE			66	100%	66
MEASE MANOR INC		62	4	6%	66
JACKSON COUNTY HEALTH DEPARTMENT		32	34	52%	66
CLARE BRIDGE OF CAPE CORAL	1	65			66
TUSCAN ISLE OPERATING COMPANY LLC DBA		63	3	5%	66
HOSPICE OF MARTIN & ST LUCIE, INC		63	3	5%	66
D PEDIATRICS		61	5	8%	66
CENTURY CENTER FOR REHABILITATION & HEALING		48	18	27%	66
ASSOCIATED CLINICAL LABORATORIES		59	7	11%	66
JUNO DERMATOLOGY LLC		58	7	11%	65
ALL MY KIDS PEDIATRICS INC		47	18	28%	65
OKEECHOBEE URGENT CARE		17	48	74%	65
STONY BROOK SOUTHAMPTON		64	1	2%	65
ALTAMONTE PEDIATRIC ASSOCIATES		31	34	52%	65
ELLENTON PEDIATRICS PA		57	8	12%	65
GV NAPLES OPCO, LLC		64	1	2%	65
DIATHERIX LABORATORIES		33	32	49%	65
THREE OAKS PHARMACY INC		61	4	6%	65
CL BRUMBACK PRIMARY CARE CLINICS		16	49	75%	65
OAK MANOR NURSING HOME		62	3	5%	65
GREENLEAF ALF		63	1	2%	64
MED EXPRESS		6	58	91%	64
NXGEN MDX		20	44	69%	64
CARE CENTERS OF NASSAU		62	2	3%	64
JUPITER MEDICAL CENTER URGENT CENTER		45	19	30%	64
RARITAN BAY PERTH AMBOY		58	6	9%	64
SUMMER VISTA ASSISTED LIVING		38	26	41%	64
OUT OF STATE		40	24	38%	64
NEMOURS CHILDRENS PRIMARY CARE OVIEDO		51	13	20%	64

COVID-19: testing by laboratory

Data through Jan 27, 2021 verified as of Jan 28, 2021 at 09:25 AM

Data in this report are provisional and subject to change.

The numbers in the table below represent the number of Florida and non-Florida residents for whom test results were received by the Department of Health. A person can be tested by more than one laboratory and can have both positive and negative results. **Therefore, the sum of the numbers in each column will be larger than the total number of people tested.**

Reporting lab	Inconclusive	Negative	Positive	Percent positive	Total
JOSEPH L MORSE GERIATRIC CENTER	2	59	3	5%	64
EISENHOWER ARMY MEDICAL CENTER		60	4	6%	64
QUOTIENT SCIENCES		20	44	69%	64
BROOKDALE LAKE TAVARES		61	2	3%	63
CATHOLIC HEALTH SERVICES REGIONAL LAB		56	7	11%	63
MED COMP SCIENCES		1	62	98%	63
EXACT SCIENCES LABORATORIES, LLC		15	48	76%	63
WADSWORTH HEALTH CENTER		60	3	5%	63
GEORGE SAFRAN MD PC		58	5	8%	63
BROWARD HEALTH MEDICAL CENTER CLINICAL LAB			63	100%	63
MEDI CLINIC SARASOTA INC		62	1	2%	63
APC PEDIATRICS AT RYE ROAD MEDICAL PARK		63			63
VIERA HEALTH AND REHABILITATION CENTER		62	1	2%	63
A PLUS PEDIATRICS		52	11	17%	63
F&T MEDICAL RESEARCH, INC		63			63
EXPERTUS LABORATORIES INC		24	39	62%	63
QUALITY URGENT CARE AND WELLNESS PL		33	29	47%	62
PORT CHARLOTTE REHABILITATION CENTER		52	10	16%	62
OVERLOOK HOSPITAL LABORATORY		57	5	8%	62
SANIBEL INTERNAL MEDICINE, LLC		60	2	3%	62
JEFFERSON COUNTY HEALTH DEPARTMENT-MONTICELLO		40	21	34%	61
PANCARE HEALTH - MALONE CLINIC		56	5	8%	61
COOPER FAMILY MEDICAL PLLC		44	17	28%	61
WASHINGTON REHABILITATION AND NURSING CENTER		51	10	16%	61
EMERALD COAST HOSPICE		60	1	2%	61
NORTH SHORE MEDICAL LABS	1	55	5	8%	61
AMERICAN FAMILY MEDICAL		48	13	21%	61
ISLAND COAST PEDIATRICS		56	5	8%	61
BOND CLINIC DR ELDEEB		35	26	43%	61
Stratford Court of Palm Harbor		51	10	16%	61
SAMFORD UNIVERSITY HEALTH SERVICES		60	1	2%	61
SEMINOLE TRIBE OF FLORIDA		44	16	27%	60
PANIRA HEALTHCARE CLINIC		2	58	97%	60
LAKELAND REGIONAL HEALTH		36	24	40%	60
LENOX HILL HOSPITAL		54	6	10%	60
TWIN CREEKS ASSISTED LIVING & MEMORY CARE		57	3	5%	60
ARBOR TERRACE SAN JOSE LLC	3	56	1	2%	60
VETERANS AFFAIRS MEDICAL CENTER - GULF COAST		27	32	54%	59
VITAS HEALTHCARE		55	4	7%	59
SOMERBY OF SANTA ROSA BEACH		51	8	14%	59
BIG BOCA SMILES LLC		57	2	3%	59
MINUTECLINIC DIAGNOSTIC OF TEXAS, LLC		52	7	12%	59
ATMORE COMMUNITY HOSPITAL LABORATORY		40	19	32%	59
RITECARE MED CTR H			59	100%	59
MILLENIUM PHYSICIANS GROUP		1	58	98%	59
LAKE HOWELL FAMILY MEDICINE ASSOCIATES		50	9	15%	59
INTERNAL LAB		50	9	15%	59

COVID-19: testing by laboratory

Data through Jan 27, 2021 verified as of Jan 28, 2021 at 09:25 AM

Data in this report are provisional and subject to change.

The numbers in the table below represent the number of Florida and non-Florida residents for whom test results were received by the Department of Health. A person can be tested by more than one laboratory and can have both positive and negative results. **Therefore, the sum of the numbers in each column will be larger than the total number of people tested.**

Reporting lab	Inconclusive	Negative	Positive	Percent positive	Total
BIOTECH		52	7	12%	59
ROSECASTLE AT DELANEY CREEK		58	1	2%	59
FHMG LAKE MARY PEDS		47	12	20%	59
PUBLIC SQUARE PHARMACY LLC		45	14	24%	59
MENTAL HEALTH CARE INC		49	9	16%	58
JERICOHO URGENT CARE		55	3	5%	58
CP/AIG PENSACOLA DEVELOPMENT LLC		55	3	5%	58
BIOREFERENCE LABORATORIES		6	52	90%	58
Golfview Healthcare Center		58			58
Margate Health and Rehabilitation Center		56	2	3%	58
THE CANOPY AT BERRYHILL		58			58
NORTH SHORE UNIVERSITY HOSPITAL LABORATORY		51	6	11%	57
ASCENSION SACRED HEART BAY LABORATORY		54	3	5%	57
FLORIDA MEDICAL CLINIC LLC		37	20	35%	57
PALM BAY URGENT CARE		28	29	51%	57
MED ONE AT SAINT AUGUSTINE		33	24	42%	57
WILSON MEMORIAL REGIONAL MEDICAL CENTER		53	4	7%	57
WILLISTON PEDIATRICS PA		39	18	32%	57
ALZHEIMERS CARE CENTER OF VIERA LTD		37	20	35%	57
KAPG FLEMING ISLAND SENIOR HOUSING OPCO LLC	1	56			57
MALCOM RANDALL DEPT OF VAMC			57	100%	57
SACRED HEART HEALTH SYSTEM INC		37	20	35%	57
PRIMECARE AT TWIN LAKES			57	100%	57
ARBOR OAKS AT TYRONE	5	51			56
EAGLES WATCH CLUSTER		47	9	16%	56
TUKA PEDIATRICS		7	49	88%	56
BAPTIST HEALTH SOUTH FLORIDA - WEST BOCA URGENT CARE		34	22	39%	56
PHYSICIANS PRIMARY CARE OF SOUTHWEST FLORIDA		39	17	30%	56
HORIZON ALF		55	1	2%	56
INDIGO MANOR		22	34	61%	56
LAKELAND REGIONAL HEALTH LAKE MIRIAM		24	32	57%	56
TIFFANY HALL NURSING AND REHAB		44	12	21%	56
ACE BIOMEDICAL LABS LLC		44	11	20%	55
SONATA HUNTERS CREEK		47	8	15%	55
KENDALL REGIONAL MEDICAL CENTER LAB	3		52	95%	55
TBI RESIDENTIAL SERVICES, INC.		44	11	20%	55
CORAL GABLES HOSPITAL			55	100%	55
PREMIER MEDICAL ASSOCIATES ALL FLORIDA LLC		54	1	2%	55
MILLENNIUM PHYSICIAN GROUP LLC		46	9	16%	55
STEINHATCHEE FAMILY MEDICAL CENTER	1	47	6	11%	54
JUNIPER VILLAGE AT NAPLES		53	1	2%	54
UNITED LABORATORY SERVICES CORPORATION		38	16	30%	54
CRESTVIEW URGENT CARE			54	100%	54
SARASOTA CO. HEALTH DEPT # 58		40	14	26%	54
VENICE REGIONAL MEDICAL CENTER BAYFRONT HEALTH		12	42	78%	54
ADVENT HEALTH - PALM COAST		1	53	98%	54
LUTHERAN HAVEN ASSISTED LIVING		54			54

COVID-19: testing by laboratory

Data through Jan 27, 2021 verified as of Jan 28, 2021 at 09:25 AM

Data in this report are provisional and subject to change.

The numbers in the table below represent the number of Florida and non-Florida residents for whom test results were received by the Department of Health. A person can be tested by more than one laboratory and can have both positive and negative results. **Therefore, the sum of the numbers in each column will be larger than the total number of people tested.**

Reporting lab	Inconclusive	Negative	Positive	Percent positive	Total
CERTUS MTD OPCP LLC		52	2	4%	54
BAY PINES MEDICAL ASSOCIATES		1	53	98%	54
HERNANDO COUNTY FIRE RESCUE DISTRICT		25	29	54%	54
ST. CLOUD MEDICAL GROUP		54			54
CLERMONT HEALTH AND REHAB		40	14	26%	54
EMERALD COAST BEHAVIORAL HOSPITAL		50	4	7%	54
JACOBI MEDICAL CENTER		50	3	6%	53
ADVENT HEALTH CENTRA CARE - WINTER GARDEN		11	42	79%	53
HEALTHPOINT MED GRP OF THE EMERALD COAST LLC		38	15	28%	53
BioReference Laboratories, Inc		6	47	89%	53
ST FRANCIS HOSPITAL		45	8	15%	53
MINUTECLINIC DIAGNOSTIC OF OHIO LLC		40	13	25%	53
Osprey Point Nursing Center		51	2	4%	53
BAPTIST MEDICAL CENTER SOUTH		38	15	28%	53
FERN PARK DEVELOPMENTAL CENTER			52	100%	52
HEARTLAND HEALTHCARE AND REHAB CENTER		30	22	42%	52
WALGREENS 4915		46	6	12%	52
VPA PC LAB		48	4	8%	52
AMERICAN HOUSE COCONUT POINT		48	4	8%	52
ADVENT HEALTH		49	3	6%	52
INTERNAL MEDICINE SPECIALIST		46	6	12%	52
CHILDREN'S HOSPITAL OF ALABAMA		51	1	2%	52
SNH BRFL TENANT LLC	2	50			52
PEDIATRIC SERVICES OF AMERICA INC		51	1	2%	52
FLORIDA MEDICAL CLINIC PA		45	7	13%	52
LAKE CITY VA MEDICAL CENTER			52	100%	52
TURNING POINT OF TAMPA		46	6	12%	52
QUALITY URGENT CARE AND WELLNESS		31	21	40%	52
AEGIS MEDICAL GROUP		43	9	17%	52
STAR CARE		46	6	12%	52
PROFESSIONAL URGENT CARE SERVICES		26	26	50%	52
AFTER HOURS PEDIATRICS			52	100%	52
BAY COUNTY SHERIFFS OFFICE JAIL FACILITY		43	9	17%	52
NITE LITE PEDIATRICS - PORT ST. LUCIE		43	9	17%	52
APOLLOMDX LABS		29	22	43%	51
AVANTE ST CLOUD		48	3	6%	51
GULFVIEW MEDICAL INSTITUTE		51			51
SONATA BOCA RATON		48	3	6%	51
CITY OF PORT SAINT LUCIE		48	3	6%	51
ALEXANDER NININGER STATE VETERANS		51			51
TRINITY AL SENIOR HOUSING LLC		45	6	12%	51
GATEWAY CARE CENTER		50			50
PALM RIVER COMMUNITY HEALTH CENTER		45	5	10%	50
CARDIOLOGY AND MEDICINE ASSOCIATES		38	12	24%	50
MEDRITE URGENT CARE		39	11	22%	50
PALM BAY PEDIATRICS		36	14	28%	50
BARRY UNIVERSITY STUDENT HEALTH SERVICES		37	13	26%	50

COVID-19: testing by laboratory

Data through Jan 27, 2021 verified as of Jan 28, 2021 at 09:25 AM

Data in this report are provisional and subject to change.

The numbers in the table below represent the number of Florida and non-Florida residents for whom test results were received by the Department of Health. A person can be tested by more than one laboratory and can have both positive and negative results. **Therefore, the sum of the numbers in each column will be larger than the total number of people tested.**

Reporting lab	Inconclusive	Negative	Positive	Percent positive	Total
AU HEALTH		37	13	26%	50
ARBOR TERRACE ORTEGA LLC		50			50
FLORIDA HEALTH CARE		6	44	88%	50
GENEDX		37	13	26%	50
life Care Center of Melbourne		34	16	32%	50
ORCHID COVE AT DAYTONA		45	5	10%	50
ARIZONA DEPARTMENT OF HEALTH SERVICES			50	100%	50
ALLIANCE PEDIATRICS		24	26	52%	50
ADVENT HEALTH - MOUNT DORA		9	40	82%	49
SARATOGA HOSPITAL LABORATORY		44	5	10%	49
SUPERIOR RESIDENCES OF LECANTO		34	15	31%	49
USF		1	48	98%	49
BAYCARE HEALTH SYSTEMS		1	48	98%	49
SOFT CELL LABORATORIES		45	4	8%	49
SOLARIS SENIOR LIVING NORTH NAPLES		48	1	2%	49
MARQUIS LABS, LLC		49			49
BISHOP GRADY VILLAS		48	1	2%	49
Summit Medical Group, Pa Dba Citymd		45	4	8%	49
BURRY'S PHARMACY INC		30	19	39%	49
GOOD HEARTS COVID TESTING		8	41	84%	49
COOPER FAMILY MEDICAL, PLLC		40	9	18%	49
ADVENT HEALTH CENTRA CARE - EAST ORLANDO		21	28	57%	49
MINUTECLINIC DIAGNOSTIC OF NORTH CAROL		40	9	18%	49
ALLEGRO		47	2	4%	49
GENESIS DERMATOLOGY		45	4	8%	49
FINLAY CLINICAL LABORATORY		20	29	59%	49
TROY REGIONAL MEDICAL CENTER		39	10	20%	49
L&S SENIOR CARE DBA ARCADIA OAKS	1	47			48
COURTYARD GARDENS OF JUPITER		48			48
HARMONY CLINIC		1	47	98%	48
HIALEAH HOSPITAL RESPIRATORY DEPT			48	100%	48
INN AT THE FOUNTAINS, THE		34	14	29%	48
NAPLES PEDIATRICS INC		43	5	10%	48
PENNSYLVANIA DEPARTMENT OF HEALTH BUREAU OF LABORATORIES			48	100%	48
BAY CENTER HURRICANE SHELTER		48			48
DOH		23	25	52%	48
BIOIQ			48	100%	48
NORTHBROOK CENTER FOR		47	1	2%	48
BUECHELE DENTAL PA DBA CLERMONT FAMILY DENTISTRY		39	9	19%	48
RAINBOW PEDIATRICS PC LLC / BREAKFAST POINT		38	10	21%	48
PREMIER MEDICAL ASSOCIATES		46	2	4%	48
CAREMED INTERNAL MEDICINE		30	18	38%	48
CAPE REGIONAL MEDICAL CENTER		45	2	4%	47
BROOKDALE CENTRE POINTE		47			47
VITAS HEALTHCARE CORP OF FLORIDA		47			47
ROCHESTER GENERAL HOSPITAL LABORATORY		43	4	9%	47
INTERLAB		1	46	98%	47

COVID-19: testing by laboratory

Data through Jan 27, 2021 verified as of Jan 28, 2021 at 09:25 AM

Data in this report are provisional and subject to change.

The numbers in the table below represent the number of Florida and non-Florida residents for whom test results were received by the Department of Health. A person can be tested by more than one laboratory and can have both positive and negative results. **Therefore, the sum of the numbers in each column will be larger than the total number of people tested.**

Reporting lab	Inconclusive	Negative	Positive	Percent positive	Total
BARNES HEALTHCARE OF FLORIDA LLC		44	3	6%	47
INTERNAL MEDICINE ASSOCIATES PA		43	4	9%	47
MISIR DRUGS LLC		36	11	23%	47
FHMG- FLORIDA HOSPITAL MEDICAL GROUP		37	10	21%	47
PEDIATRIC CARE CENTER- JACKSONVILLE BEACH		19	28	60%	47
PANCARE HEALTH - JACKSON COUNTY		38	9	19%	47
TRADITIONAL HOME HEALTH OF PALM BEACH INC		47			47
NAVARRE GARDENS		41	6	13%	47
MEDLOGIC LABORATORIES		3	43	93%	46
HARTFORD HEALTH SERVICES LLC		46			46
KINDRED AT HOME		38	8	17%	46
GRAND OAKS OF PALM CITY LLC□	1	39	6	13%	46
BOND AND STEELE CLINIC, PA		39	7	15%	46
COLLIER BLVD HMA PHYSICIAN MANAGEMENT LLC		46			46
CALADIUM PEDIATRICS		44	2	4%	46
POPLAR HEALTHCARE PLLC	1	11	34	74%	46
NORTH FLORIDA MEDICAL CENTER		42	4	9%	46
MINUTECLINIC DIAGNOSTIC		44	2	4%	46
H LEE MOFFITT CANCER CENTER MICRO		46			46
PREMIER PLACE HEALTHCARE AT THE GLENVIEW		46			46
HEALTH FIRST - CAPE CANAVERAL HOSPITAL		1	45	98%	46
MEASE COUNTRYSIDE HOSPITAL			46	100%	46
EAST MANATEE FAMILY	1	1	44	96%	46
ADVENT HEALTH MEDICAL GROUP OB GYN AT		40	6	13%	46
THE TERRACE OF JACKSONVILLE		3	43	93%	46
WALGREENS 2941		45	1	2%	46
LITTLE NECK URGENT CARE		44	2	4%	46
SOUTHEAST ALABAMA MEDICAL CENTER			46	100%	46
UNIVERSITY OF CENTRAL FLORIDA HEALTH SERVICES		45			45
WINTER GARDEN REHAB AND NURSING CENTER		41	4	9%	45
SOUTHPORT SQUARE HARBOUR HEALTH		45			45
GRAND ST PAUL CVS		45			45
MOBILE DOC FL, LLC		29	16	36%	45
REDI-MED WALK-IN FAMILY CARE			45	100%	45
DAVID POSNACK JEWISH DAY SCHOOL		45			45
NORTH BEACH REHABILITATION CENTER		44	1	2%	45
VALENCIA HOUSE ALF		45			45
WEST ISLIP URGENT CARE		41	3	7%	44
ADVENT HEALTH - LAKE MARY		36	8	18%	44
ADVENT HEALTH EXPRESS CARE		4	40	91%	44
ALLIANCE OF PHYSICIANS AGAINST COVID-19			44	100%	44
PRECISION HEALTH SOLUTIONS LAB		9	35	80%	44
KAPG ST AUGUSTINE SENIOR HOUSING OPCO LLC		35	9	20%	44
GIBBENS FAMILY MEDICAL, LLC		35	9	20%	44
PEDIATRICS OF CENTRAL FLORIDA – SAINT CLOUD	2	40	2	5%	44
MOOSEHAVEN LIFE CARE CENTER		44			44
QHC UPSTATE MEDICAL PC		36	8	18%	44

COVID-19: testing by laboratory

Data through Jan 27, 2021 verified as of Jan 28, 2021 at 09:25 AM

Data in this report are provisional and subject to change.

The numbers in the table below represent the number of Florida and non-Florida residents for whom test results were received by the Department of Health. A person can be tested by more than one laboratory and can have both positive and negative results. **Therefore, the sum of the numbers in each column will be larger than the total number of people tested.**

Reporting lab	Inconclusive	Negative	Positive	Percent positive	Total
CORNERSTONE MEDICAL CARE OF BRANDON PL		38	5	12%	43
FLORIDA HOSPITAL		27	16	37%	43
LAKE MARY KIDS CENTRA CARE		33	10	23%	43
STUART URGENT CARE			43	100%	43
ST CLOUD PHYSICIAN MANAGEMENT LLC DBA ST CLOUD		27	16	37%	43
BLISS HEALTHCARE SERVICES		24	19	44%	43
INN AT ASTON GARDENS AT PELICAN POINTE,THE		43			43
MINUTECLINIC DIAGNOSTIC OF SOUTH CARO		34	9	21%	43
FAMILY EXTENDED CARE OF WINTER HAVEN		41	2	5%	43
ROCKLEDGE REGIONAL MEDICAL CENTER		30	13	30%	43
BRANCH MEDICAL CLINIC			43	100%	43
Guardian Care Nursing and Rehabilitation Center		43			43
PATRICK AIR FORCE BASE		3	40	93%	43
Flagler Health and Rehabilitation		42	1	2%	43
PRINCETON VILLAGE□		39	3	7%	42
CLINICAL LABORATORY		42			42
NEOGENOMICS LABORATORIES INC		42			42
BERNHARDT LABORATORIES	1	9	32	76%	42
WALGREENS #10373		41	1	2%	42
LORI MCAULIFFE MD PA		30	12	29%	42
UNIVERSITY OF WEST FLORIDA, THE		42			42
DELCARE PA		33	9	21%	42
MINUTECLINIC DIAGNOSTIC OF NORTH CARO		38	4	10%	42
Atlantic Shore Nursing and Rehab		42			42
CAN COMMUNITY HEALTH		41	1	2%	42
TGH URGENT CARE POWERED BY FAST TRACK			42	100%	42
LARA HEALTH AND WELLNESS CENTER LLC		42			42
WOLFF CTR FOR CHILD & ADOLESCENT HEALTH PLLC,THE		26	16	38%	42
Citymd Of Toms River		36	6	14%	42
TREASURE COAST FORENSIC TREATMENT CTR		21	21	50%	42
SH HERON EAST LLC□		41			41
Palms at Ponte Vedra Assisted Livning and Memory Care		40	1	2%	41
LEVY COUNTY DEPARTMENT OF HEALTH		29	12	29%	41
MAIMONIDES-SHALOM ACADEMY, INC		40	1	2%	41
PEDIATRIC ASSOCIATES AT ARGYLE PA		38	3	7%	41
NEW YORK PRESBYTERIAN - QUEENS DIAGNOSTIC		40	1	2%	41
PHILLIPPE RIDGE		29	12	29%	41
RADIOLOGY ASSOCIATES OF VENICE AND ENGLEWOOD		39	2	5%	41
GENTIVA HEALTH SERVICES CERTIFIED INC		38	3	7%	41
ADVENT HEALTH - LAKE WALES		29	12	29%	41
FHMG_CTR FOR SENIOR HEALTH		36	5	12%	41
PEDIATRICS OF CENTRAL FLORIDA KISSI		33	8	20%	41
CITYMD OF MANAHAWKIN		39	2	5%	41
LAKE WALES OPERATING GROUP LLC		37	4	10%	41
ST VINCENT'S AMBULATORY CARE INC DBA	2	32	7	17%	41
BRONX LEBANON HOSPITAL-MEDICAL CENTER		37	4	10%	41
ECOLAB GROUP		8	33	80%	41

COVID-19: testing by laboratory

Data through Jan 27, 2021 verified as of Jan 28, 2021 at 09:25 AM

Data in this report are provisional and subject to change.

The numbers in the table below represent the number of Florida and non-Florida residents for whom test results were received by the Department of Health. A person can be tested by more than one laboratory and can have both positive and negative results. **Therefore, the sum of the numbers in each column will be larger than the total number of people tested.**

Reporting lab	Inconclusive	Negative	Positive	Percent positive	Total
TITUSVILLE FAMILY PRACTICE		14	27	66%	41
FLORIDA HOSPITAL NEW SMYRNA		4	37	90%	41
BROOKDALE JENSEN BEACH☐		38	2	5%	40
PRIDE DIAGNOSTICS		24	16	40%	40
ST PETERSBURG PEDIATRICS-MLK JUNIOR BLVD		35	5	13%	40
TOWERS HOME CARE☐		37	3	8%	40
ROSECASTLE OF JACKSONVILLE LLC		39	1	3%	40
THOMAS INTERNAL MEDICINE		33	7	18%	40
DOH-WEST PALM BEACH BRANCH LABORATORY		2	38	95%	40
CLINICAL PATHOLOGY LABORATORIES, INC		40			40
URGENT CARE & WELLNESS CENTER		10	30	75%	40
WALGREENS 3145		37	3	8%	40
BAY REGIONAL URGENT CARE	1	21	18	45%	40
CAPITAL REGIONAL MEDICAL CENTER		2	38	95%	40
PACIFICA SENIOR LIVING OCALA		35	5	13%	40
NORTH FLORIDA PEDIATRICS		34	6	15%	40
FIRST CHOICE URGENT CARE		10	30	75%	40
NIGHT LITE PEDIATRICS CENTER LLC		8	31	79%	39
PARTICLE THEORY LABS		36	3	8%	39
CVS		3	36	92%	39
JUNIPER VILLAGE AT CAPE CORAL		34	5	13%	39
CLINICAL RESEARCH SEQUENCING PLATFORM		8	31	79%	39
FLORIDA DEPARTMENT OF HEALTH IN WALTON COUNTY		31	8	21%	39
ERDOX		37	2	5%	39
CENTRA CARE – LAKE NONA		3	36	92%	39
NEXT MOLECULAR ANALYTICS		9	30	77%	39
LOURDES HOSPITAL INC		37	2	5%	39
HOME CARE PHARMACY		39			39
LIFESTREAM BEHAVIORIAL CENTER		22	17	44%	39
BAY COUNTY JAIL ANNEX		34	5	13%	39
FLORIDA HEALTH CARE DELAND			39	100%	39
MEDEX MEDICAL EXPRESS OF PALATKA LLC			39	100%	39
CEDAR CREEK AT KINGS BAY INC		39			39
HAZELDEN FLORIDA		37	1	3%	38
MOLECULAR DIAGNOSTICS		5	33	87%	38
MISSION OAKS ASSISTED LIVING☐		36	2	5%	38
GOLDEN POND COMMUNITIES		38			38
EC OPCO PENSACOLA, LLC		38			38
HOMEWOOD RESIDENCE AT FREEDOM PLAZA		37	1	3%	38
PRACTICE MANAGEMENT OF AMERICA, INC.		7	31	82%	38
Jupiter Medical Center Pavilion		37	1	3%	38
FLORIDA DEPARMENT OF HEALTH CLAY COUNTY		25	13	34%	38
LINCOLN DIAGNOSTIC LAB		36	2	5%	38
MICHAEL AKPEKE MD		29	9	24%	38
UNIVERSITY OF ALABAMA		35	3	8%	38
ADVENTIST HEALTH SYSTEM FLORIDA		26	12	32%	38
LONGLEAF DIAGNOSTIC LABORATORIES		10	28	74%	38

COVID-19: testing by laboratory

Data through Jan 27, 2021 verified as of Jan 28, 2021 at 09:25 AM

Data in this report are provisional and subject to change.

The numbers in the table below represent the number of Florida and non-Florida residents for whom test results were received by the Department of Health. A person can be tested by more than one laboratory and can have both positive and negative results. **Therefore, the sum of the numbers in each column will be larger than the total number of people tested.**

Reporting lab	Inconclusive	Negative	Positive	Percent positive	Total
CDR MAGUIRE INC	1	7	30	79%	38
BENTON HOUSE OF ST. JOHNS		36	2	5%	38
BOND CLINIC, PA		9	29	76%	38
CCRC @ SUNFLOWER LLC		35	3	8%	38
AUTUMN OF SARASOTA		12	26	68%	38
BOULEVARD REHABILITATION CENTER		24	13	35%	37
LINCOLN MEDICAL AND MENTAL HEALTH CENTER		35	2	5%	37
NORTH CENTRAL BRONX HOSPITAL		35	2	5%	37
PATHOGENIUS LABORATORIES		30	7	19%	37
UNIVERSTIY CENTER MEDICAL LLC DBA	1	33	3	8%	37
THE COLLIER AT NAPLES		36	1	3%	37
PLAINVIEW URGENT CARE		35	2	5%	37
FAMILY EXTENDED CARE OF SEBRING INC		35	2	5%	37
STEWARD MEDICAL GROUP, INC		21	16	43%	37
University Hills health and Rehabilitation		27	10	27%	37
CONNECTICUT DEPARTMENT OF HEALTH		22	15	41%	37
FELICIDAD MEDICAL CENTER			37	100%	37
PONCE THERAPY CARE CENTER		34	3	8%	37
FAST PACE MEDICAL CLINIC, PLLC		32	5	14%	37
MINUTECLINIC DIAGNOSTIC OF KANSAS, PA		31	6	16%	37
MAUREEN OROURKE-FUTEY			37	100%	37
HOLZER HEALTH CENTER		5	32	86%	37
ONE MILO		37			37
PUTNAM COUNTY SHERIFFS OFFICE		32	5	14%	37
HR SARASOTA OPERATOR LLC		25	12	32%	37
HERNANDO ENDOSCOPY AND SURGERY CENTER		28	8	22%	36
SPRING MANOR ASSISTED LIVING		36			36
BVL/LITTLE ANGEL PEDIATRICS		36			36
CITRUS COUNTY HEALTH DEPARTMENT		33	3	8%	36
NORTHWELL HEALTH PLAINVIEW HOSPITAL LABORATORY		27	9	25%	36
BRIDGEVIEW CENTER LLC□		27	9	25%	36
TAYLORVILLE FAMILY MEDICINE		29	7	19%	36
PALM BAY HOSPITAL			36	100%	36
CENTRAL FLORIDA PEDIATRICS		13	23	64%	36
BETHESDA HEALTH URGENT CARE			36	100%	36
MINUTE CLINIC INCORPORATE		30	6	17%	36
DESOTO PALMS ALF		36			36
WUESTHOFF MEMORIAL HOSPITAL			35	100%	35
MARIANNA HEALTH AND REHABILITATION CENTER		34	1	3%	35
P23 LABS		35			35
PANCARE HEALTH - FREEPORT CLINIC SUITE B		28	7	20%	35
IMA MEDICAL GROUP POINCIANA		14	21	60%	35
ADVENT HEALTH - FISH MEMORIAL		2	33	94%	35
MY HEALTHY BLUEPRINT BY BAPTIST HEALTH CARE		25	10	29%	35
BEEHIVE HOMES OF GULF BREEZE		19	16	46%	35
PERSONAL PEDIATRICS		31	4	11%	35
TERRACE AT HOBE SOUND, THE	1	31	3	9%	35

COVID-19: testing by laboratory

Data through Jan 27, 2021 verified as of Jan 28, 2021 at 09:25 AM

Data in this report are provisional and subject to change.

The numbers in the table below represent the number of Florida and non-Florida residents for whom test results were received by the Department of Health. A person can be tested by more than one laboratory and can have both positive and negative results. **Therefore, the sum of the numbers in each column will be larger than the total number of people tested.**

Reporting lab	Inconclusive	Negative	Positive	Percent positive	Total
CINNAMON COVE ALF		35			35
BAYSHORE PATHOLOGY CONSULTANTS PA		34	1	3%	35
IRL		4	31	89%	35
NEUROINTERNATIONAL SARASOTA		32	3	9%	35
UNION MEDICAL CARE PLLC		35			35
THE MERIDIAN AT BOCA RATON	1	33			34
EXPRESS DOCS LLC			34	100%	34
CSL PLASMA INC		7	27	79%	34
DEVELOPMENTAL DISABILITIES DEFENDANT PROGRAM		32	2	6%	34
TUSCAN GARDENS OF DELRAY BEACH MANAGEMENT COMPANY,		34			34
SAN CARLOS PHARMACY		31	3	9%	34
REDI-MED WALK IN FAMILY CLINIC			34	100%	34
WEST		21	13	38%	34
PREMIER COMMUNITY HEALTHCARE GROUP INC		33	1	3%	34
STAT ONE URGENT CARE CENTER		2	32	94%	34
PARAMOUNT WALK-IN CLINIC		1	33	97%	34
BIOFIRE		7	27	79%	34
RASHDA ALBIBI M.D. P.A.		31	3	9%	34
COLLIER HMA PHYSICIAN MANAGEMENT LLC		26	8	24%	34
TOTAL CARE PLUS LLC			34	100%	34
BARNETT PARK☐			34	100%	34
ACCURATE DIAGNOSTIC LAB		32	1	3%	33
PRMG - EAST NAPLES		23	10	30%	33
BOND CLINIC		3	30	91%	33
MORTON PLANT			33	100%	33
MEDCOMP SCIENCES			33	100%	33
SURFSIDE URGENT CARE		21	12	36%	33
METRO KNOXVILLE HMA		25	8	24%	33
325TH MEDICAL GROUP		33			33
INNOVATION CLINICAL TRIALS, INC			33	100%	33
PHOSPHORUS DIAGNOSTICS		27	6	18%	33
JENNIFER J CHIAVETTA-GRLSANTI DC		24	9	27%	33
AHSE ROP		32	1	3%	33
ERIC C MRSHAL, MD, PC #1842		31	2	6%	33
UNIVERSITY HOSPITAL		28	5	15%	33
SANFORD MOBILE LAB PGA TOUR		32	1	3%	33
STETSON UNIVERSITY STUDENT HEALTH CENTER		3	30	91%	33
Kensington Gardens		33			33
S-H THIRTY FIVE OPCO - LUTZ, LLC		32	1	3%	33
PARKSIDE HEALTH AND REHABILITATION CENTER			33	100%	33
SAFARI PEDIATRICS PA		32	1	3%	33
MAINSTREET FAMILY URGENT CARE		1	32	97%	33
MANORCARE AT LELY PALMS		29	4	12%	33
ISLAND URGENT CARE PLLC		33			33
KINDRED HOSPITAL CENTRAL TAMPA BLOOD GAS	1	30	2	6%	33
POARCH BANC CREEK INDIANS TRIBAL HEALTH DEPARTMENT			33	100%	33
AYERS NURSING AND REHABILITATION CENTER		33			33

COVID-19: testing by laboratory

Data through Jan 27, 2021 verified as of Jan 28, 2021 at 09:25 AM

Data in this report are provisional and subject to change.

The numbers in the table below represent the number of Florida and non-Florida residents for whom test results were received by the Department of Health. A person can be tested by more than one laboratory and can have both positive and negative results. **Therefore, the sum of the numbers in each column will be larger than the total number of people tested.**

Reporting lab	Inconclusive	Negative	Positive	Percent positive	Total
BELVEDERE COMMONS OF SUN CITY CENTER		33			33
GREENRIDGE GROUP HOME	3	11	19	58%	33
ST. MARYS MEDICAL CENTER		1	32	97%	33
PHYSICIAN ASSOCIATES LLC		26	6	19%	32
ANDALUSIA HEALTH		16	16	50%	32
MINUTECLINIC DIAGNOSTIC OF RHODE ISLAND, LLC #1544		31	1	3%	32
LONG ISLAND JEWISH MED CTR		29	3	9%	32
CALHOUN COUNTY HEALTH DEPT		12	20	63%	32
Heartland Health Care Center North Sarasota		18	14	44%	32
PATRICK MANOR INCORPORATED		32			32
VETERAN AFFAIRS MEDICAL CENTER - JAMES J PETERS		30	2	6%	32
VETERANS HOME			32	100%	32
S-H THIRTY FIVE OPCO - ORANGE CITY, LLC		23	9	28%	32
WESTMINSTER ST AUGUSTINE		32			32
APLS SERVICES LLC D/B/A CLEAR DIAGNOSTICS	5	27			32
Gabisa Medical LLC		32			32
JACKSON HEALTH SYSTEM		1	31	97%	32
ST AUGUSTINE PEDIATRIC ASSOC		30	2	6%	32
OPIS COQUINA CENTER		32			32
PECONIC BAY MEDICAL CENTER LABORATORY		24	8	25%	32
HOLY NAME HOSPITAL LABORATORY		31	1	3%	32
IPSUM DIAGNOSTICS		3	29	91%	32
VILLAGE ON THE ISLE		27	5	16%	32
NIGHT LITE PEDIATRICS URGENT CARE CENTER			32	100%	32
LabCorp L#09258130 M#09258125		12	19	61%	31
SOS MOBILE MEDICAL CARE LLC		26	5	16%	31
TRADITIONAL HOME CARE INC		30	1	3%	31
COLLIER ANESTHESIA PAIN LLC		31			31
DISCOVERY COMMONS AT BRADENTON		31			31
MENORAH HOUSE		30	1	3%	31
MOBILE MEDICAL ASSOCIATES PL		9	22	71%	31
NORTH CAROLINA DEPARTMENT OF HEALTH & HUMAN SERVICES			31	100%	31
NICEVILLE URGENT CARE		2	29	94%	31
AVALON PARK RETIREMENT RESIDENCE		30	1	3%	31
REGENCY PARK ASSISTED LIVING FACILITY		29	2	6%	31
SOUTHERN LABORATORY		6	25	81%	31
CLINCLOUD, LLC			30	100%	30
ADVENT HEALTH PRIMARY CARE PLUS, WINTER GARDEN		26	4	13%	30
PATHWAY PHARMACY		12	18	60%	30
BAHIA OAKS LODGE		28	2	7%	30
THE TERRACE AT IVY ACRES ALF		11	19	63%	30
SOLARIS SENIOR LIVING OF MERRITT ISLAND		30			30
PENSACOLA DEVELOPMENTAL CENTER		14	16	53%	30
LABCORP BURLINGTON		10	20	67%	30
SOUTH LAKE PEDIATRICS		28	2	7%	30
LAKELAND REGIONAL HEALTH GATEWAY CENTER		7	23	77%	30
SOUTHSIDE HOSPITAL NORTHWELL HEALTH LABORATORY		27	3	10%	30

COVID-19: testing by laboratory

Data through Jan 27, 2021 verified as of Jan 28, 2021 at 09:25 AM

Data in this report are provisional and subject to change.

The numbers in the table below represent the number of Florida and non-Florida residents for whom test results were received by the Department of Health. A person can be tested by more than one laboratory and can have both positive and negative results. **Therefore, the sum of the numbers in each column will be larger than the total number of people tested.**

Reporting lab	Inconclusive	Negative	Positive	Percent positive	Total
ROYAL CARE OF AVON PARK		27	3	10%	30
HERITAGE WATERSIDE		27	3	10%	30
WAVE CREST HEALTH AND REHABILITATION CENTER		30			30
PORT SAINT JOHN FAMILY PRACTICE		18	12	40%	30
CDR MAGUIRE - MIAMI BEACH CC MISSION 17388		2	28	93%	30
AMEERAH LABS			30	100%	30
BROOKDALE CANOPY OAKS			30	100%	30
Okeechobee Health Care Facility		16	14	47%	30
WESTWOOD NURSING AND REHABILITATION		28	2	7%	30
HIGHLANDS LAKE CENTER		27	3	10%	30
GRAMERCY PARK URGENT CARE		29	1	3%	30
MINUTE CLINIC LLC #2216		27	2	7%	29
UNION MEDICAL CARE		29			29
PALM GARDEN OF JACKSONVILLE		27	2	7%	29
NORTH FLORIDA / SOUTH GEORGIA VETERANS HEALTH SYSTEM			29	100%	29
Consulate Health Care of Orange Park		27	2	7%	29
SUNTREE INTERNAL MEDICINE		29			29
NEMOURS CHILDRENS CLINIC		22	7	24%	29
CAMPBELL URGENT CARE			29	100%	29
MIDDLETOWN MEDICAL P C		20	9	31%	29
ST JOHNS COUNTY DETENTION CENTER		29			29
NURSES HELPING HANDS INC ALF		29			29
MAKO MEDICAL		16	13	45%	29
BETHUNE-COOKMAN UNIVERSITY		11	18	62%	29
PREMISE HEALTH MIA		1	28	97%	29
PRO HEALTH HARMONY		29			29
INSTITUTE OF PATHOLOGY KINGS COUNTY		29			29
FLORIDA DEPARTMENT OF HEALTH IN MONROE COUNTY		26	3	10%	29
UNIV OF ROCHESTER-STRONG MEMORIAL HOSP		28	1	3%	29
P4CLINICAL	3	2	24	83%	29
COMPREHENSIVE CHILDCARE		23	6	21%	29
EVERLYWELL		16	13	45%	29
PORT ST LUCIE HOSPITAL		25	3	11%	28
RENAISSANCE AT THE TERRACES		27	1	4%	28
CDC		17	11	39%	28
MICHIGAN DEPARTMENT OF HEALTH AND HUMAN SERVICES			28	100%	28
HEALTH FIRST - VIERA HOSPITAL		1	27	96%	28
BONIFAY NURSING AND REHAB CENTER			28	100%	28
PANCARE HEALTH - BAY COUNTY - YOUNGSTOWN		25	3	11%	28
EDEN AT CRESTVIEW		12	16	57%	28
RENAISSANCE SENIOR LIVING	1	27			28
CARE 4 U MANAGEMENT, INC			28	100%	28
COMMUNITY MEDICAL CARE CENTER INC			28	100%	28
NIGHT LITE PEDIATRIC CENTER		10	18	64%	28
LAKELAND NURSING AND REHABILITATION CENTER			28	100%	28
WALK IN MEDICAL URGENT CARE		28			28
CROSSROADS URGENT CARE		17	11	39%	28

COVID-19: testing by laboratory

Data through Jan 27, 2021 verified as of Jan 28, 2021 at 09:25 AM

Data in this report are provisional and subject to change.

The numbers in the table below represent the number of Florida and non-Florida residents for whom test results were received by the Department of Health. A person can be tested by more than one laboratory and can have both positive and negative results. **Therefore, the sum of the numbers in each column will be larger than the total number of people tested.**

Reporting lab	Inconclusive	Negative	Positive	Percent positive	Total
MORTON PLANT HOSPITAL NURSING			28	100%	28
ACTIVE SENIOR LIVING		26	2	7%	28
LUTHERAN HAVEN EXTENDED CONGREGATE CAR		28			28
MICHAEL J D'AMBROSE MD PA		26	2	7%	28
UCLA HEALTHCARE CLINICAL LABS		23	4	15%	27
EXPRESS CARE OF BELLEVIEW		27			27
RIVERHEAD URGENT CARE		26	1	4%	27
Cleveland Clinic Laboratories		4	23	85%	27
UNIVERSITY MEDICAL CTR OF PRINCETON AT		25	2	7%	27
WELLMED AT NEW TAMPA		21	6	22%	27
PANCARE HEALTH - BONIFAY K-8			27	100%	27
RAPID RELIABLE TESTING NY LLC		23	4	15%	27
SUNCOAST LABS			27	100%	27
SANTA BARBARA CARE CENTER		17	10	37%	27
FLAGLER HOSPITAL INC	2		25	93%	27
MINUTECLINIC DIAGNOSTIC OF NEW JERSEY		22	5	19%	27
SPANISH RIVER HIGH SCHOOL ESE		23	4	15%	27
BROOKDALE PHILLIPPI CREEK			27	100%	27
OAKTREE HEALTHCARE			27	100%	27
LAKE MARY - STIRLING CENTER SUITE 202			27	100%	27
HARMONY HEALTH OPCO, LLC		15	12	44%	27
INTERCOASTAL MEDICAL GROUP			26	100%	26
KEY WEST MEDICAL CENTER	1	24	1	4%	26
LOT HEALTH SERVICES	1	25			26
FHMG - FLORIDA HOSPITAL MEDICAL GROUP		21	5	19%	26
THE MINIER URGENT CARE		20	6	23%	26
PULMONARY SPECIALISTS OF THE PALM BEACHES		16	10	38%	26
STATEN ISLAND UNIVERSITY HOSPITAL-POUCH		26			26
WASHINGTON COUNTY HEALTH DEPARTMENT		14	12	46%	26
TGH URGENT CARE - RIVERVIEW			26	100%	26
ALABAMA CLINICS		13	13	50%	26
DUVAL PHARMACY		21	5	19%	26
KEY PRIMARY CARE			26	100%	26
JAMAICA HOSPITAL MEDICAL CENTER		24	2	8%	26
MADISON COUNTY MEMORIAL HOSPITAL LABORATORY		14	12	46%	26
LOOP PEDIATRICS		22	4	15%	26
MONCRIEF ARMY HEALTH CLINIC			26	100%	26
WEST BROWARD CARE CENTER		24	2	8%	26
BRANDON COMMUNITY HEALTH CENTER		18	8	31%	26
EASYCARE WALK-IN CLINIC		11	15	58%	26
PROFESSIONAL PEDIATRICS		24	2	8%	26
ADVENT HEALTH PARTIN SETTLEMENT HEALTH PARK		18	8	31%	26
HARBORCHASE OF WELLINGTON CROSSING		24	2	8%	26
PALM BEACH COUNTY FIRE RESCUE		24	2	8%	26
COLORADO DEPARTMENT OF HEALTH LABORATORY SERVICES DIVISION			26	100%	26
ROYAL PALM SENIOR RESIDENCE		26			26
NATIONAL MENTOR HEALTHCARE LLC			26	100%	26

COVID-19: testing by laboratory

Data through Jan 27, 2021 verified as of Jan 28, 2021 at 09:25 AM

Data in this report are provisional and subject to change.

The numbers in the table below represent the number of Florida and non-Florida residents for whom test results were received by the Department of Health. A person can be tested by more than one laboratory and can have both positive and negative results. **Therefore, the sum of the numbers in each column will be larger than the total number of people tested.**

Reporting lab	Inconclusive	Negative	Positive	Percent positive	Total
EASTERN SHORE URGENT CARE		17	9	35%	26
SUWANNEE COUNTY SHERIFF OFFICE		23	3	12%	26
VETERANS AFFAIRS MEDICAL CENTER - NEW YORK HARBOR		24	1	4%	25
FEDERAL PRISON CAMP PENSACOLA			25	100%	25
URGENT CARE CENTER			25	100%	25
MIAMI CLINICAL RESEARCH CORP			25	100%	25
MERCY MEDICAL URGENT CARE CENTER INC		3	22	88%	25
RJ LEE GROUP	1	23	1	4%	25
SANITAS		4	21	84%	25
SYNIVERSE WELLNESS CENTER		21	4	16%	25
LABORATORY ALLIANCE OF CENTRAL NEW YORK		24	1	4%	25
FAMILY EXTENDED CARE OF PUNTA GORDA		25			25
PERDIDO URGENT CARE		1	24	96%	25
BOCA BIOLISTIC REFERENCE LAB			25	100%	25
VASSAR BROTHERS MEDICAL CENTER LABORATORY		24	1	4%	25
TALLAHASSEE DEVELOPMENTAL CENTER		24	1	4%	25
ADVENT HEALTH - LAKE MARY PEDIATRICS		16	9	36%	25
FAMILY CARE PARTNERS		15	10	40%	25
EAST HILL MEDICAL GROUP		17	8	32%	25
BULLS HEAD URGENT CARE		25			25
WEINBERG VILLAGE		24	1	4%	25
THE WATERMARK AT VISTAWILLA		25			25
ST. CLOUD HOSPITAL		20	5	20%	25
ARCPPOINT LABS OF FORT LAUDERDALE		25			25
PREMIER URGENT CARE CENTER LLC			25	100%	25
METROPOLITAN HOSPITAL CENTER		22	3	12%	25
URGENT FAMILY CARE INC		22	3	12%	25
COUNTY OF LOS ANGELES			25	100%	25
ST PETER'S BENDER LABORATORY		25			25
WOMENS CARE FLORIDA LABORATORY		25			25
UNIPATH		18	7	28%	25
Lanier Rehab			25	100%	25
BODYK		20	4	17%	24
MONTEFIORE NEW ROCHELLE HOSPITAL		22	2	8%	24
TARPON BAYOU CENTER			24	100%	24
ORANGE PARK PEDIATRICS		18	6	25%	24
NCHD		10	14	58%	24
STEWART MELBOURNE HOSPITAL			24	100%	24
ATRIA AT ST JOSEPHS		24			24
MINUTECLINIC DIAGNOSTIC OF RHODE ISLAND, LLC #212		24			24
REGENCY OAKS HEALTH CENTER		22	2	8%	24
VILLAGES REHABILITATION AND NURSING CENTER		24			24
ABL MEDICAL CARE LLC			24	100%	24
WESTPAC LABS		1	23	96%	24
GULFSIDE HOSPICE INC		21	3	13%	24
GARDENS HEALTH NH LLC		24			24
FAST PACE MEDICAL CLINIC		22	2	8%	24

COVID-19: testing by laboratory

Data through Jan 27, 2021 verified as of Jan 28, 2021 at 09:25 AM

Data in this report are provisional and subject to change.

The numbers in the table below represent the number of Florida and non-Florida residents for whom test results were received by the Department of Health. A person can be tested by more than one laboratory and can have both positive and negative results. **Therefore, the sum of the numbers in each column will be larger than the total number of people tested.**

Reporting lab	Inconclusive	Negative	Positive	Percent positive	Total
AVENTIS BIO-SERVICES CTL		24			24
MADWAR		19	5	21%	24
SENIOR HEALTH OF WINTER PARK DUNDEE		24			24
MINUTE CLINIC, LLC DBA MINUTECLINIC #4505		23	1	4%	24
COURTYARDS OF ORLANDO		24			24
FLORIDA ATLANTIC UNIVERSITY		21	3	13%	24
EMERGENCY PHYSICIANS MEDICAL CENTER LLC		11	13	54%	24
THE COMMONWEALTH OF MASSACHUSETTS			24	100%	24
HERITAGE OAKS ASSISTED LIVING & MEMORY CARE		20	4	17%	24
FAMILY CARE PARTNERS URGENT CARE LLC		18	6	25%	24
LABORATORY DYNAMICS		20	4	17%	24
WARDE MEDICAL LABORATORY		17	7	29%	24
JOHN KNOX VILLAGE OF CENTRAL FLORIDA		20	4	17%	24
HENNEPIN COUNTY MEDICAL CENTER (HCMC)		13	11	46%	24
WIREGRASS CLINIC LLC		19	5	21%	24
ASHTON PLACE	3	17	4	17%	24
PHYSICIANS PRIMARY CARE OF SW FLORIDA PL		24			24
WESTMINSTER WOODS ON JULINGTON CREEK		22	2	8%	24
WELLOW URGENT CARE		23	1	4%	24
THE CHAPPEL GROUP RESEARCH		24			24
UR CARE FAMILY AND SPORTS MEDICINE			24	100%	24
ADVANCED URGENT CARE		12	11	48%	23
NORTH FLORIDA PEDIATRICS - JACKSONVILLE		21	2	9%	23
UF HEALTH NORTH JACKSONVILLE			23	100%	23
COLONY CARE CENTER		14	9	39%	23
WEISS PEDIATRIC CARE LLC		16	7	30%	23
NOBLE SENIOR LIVING		3	20	87%	23
MED PLUS FLORENCE		19	4	17%	23
STATE LAB		2	21	91%	23
UNIVERSITY HILLS HEALTH AND REHABILITATION CENTER		18	5	22%	23
CHILDREN'S MEDICAL CENTER			23	100%	23
PENSACOLA PEDIATRICS - PACE		16	7	30%	23
CHIPOLA MEDICAL ASSOCIATES		4	19	83%	23
SUMTER PEDIATRICS		21	2	9%	23
ATRIA PARK OF LAKE FOREST (WG HERITAGE LF LLC)		22	1	4%	23
WEST VOLUSIA FAMILY AND SPORTS MEDICINE		23			23
WUESTHOFF MEDICAL CENTER-MELBOURNE			23	100%	23
FLORIDA PEDIATRIC GROUP PA		19	4	17%	23
GASTROENTEROLOGY ASSOCIATES OF PENSACOLA PA		20	3	13%	23
PINELLAS INTERNAL MEDICINE ASSOCIATES		22	1	4%	23
ADVENTHEALTH MEDICAL GROUP FAMILY MEDICINE		22	1	4%	23
ISLAND COAST PEDIATRICS PA		22	1	4%	23
LAKE PLACID HEALTH AND REHABILITATION			23	100%	23
SILVER LAKE PEDIATRICS PA		20	3	13%	23
EGL GENETIC DIAGNOSTICS		1	22	96%	23
ALAN A SMITH MD LLC		22	1	4%	23
PARK WEST MEDICAL CENTER		22	1	4%	23

COVID-19: testing by laboratory

Data through Jan 27, 2021 verified as of Jan 28, 2021 at 09:25 AM

Data in this report are provisional and subject to change.

The numbers in the table below represent the number of Florida and non-Florida residents for whom test results were received by the Department of Health. A person can be tested by more than one laboratory and can have both positive and negative results. **Therefore, the sum of the numbers in each column will be larger than the total number of people tested.**

Reporting lab	Inconclusive	Negative	Positive	Percent positive	Total
VIKOR SCIENTITIC			23	100%	23
SUNQUEST		3	20	87%	23
UNION CHD		21	2	9%	23
RESIDENCE AT BAY VUE		22	1	4%	23
NEW JERSEY		22	1	4%	23
MADISON COUNTY MEMORIAL HOSP		12	11	48%	23
EBEIDS MD PEDIATRICS		19	3	14%	22
LAKELAND REGIONAL HEALTH PABLO		21	1	5%	22
SARASOTA MEMORIAL NURSING & REHABILITATION CTR		22			22
COASTAL SKIN SURGERY AND DERMATOLOGY		15	7	32%	22
FLORIDA PEDIATRICS		6	16	73%	22
BROWARD HEALTH IMPERIAL POINT NURSING			22	100%	22
GOOD SAMARITAN HOSPITAL LABORATORY		19	3	14%	22
FINLAY C. LABORATORY		3	19	86%	22
APOLLO SURGERY CENTER		20	2	9%	22
FIRST CHOICE PEDIATRICS LOOP		20	2	9%	22
TEN HEALTHCARE		6	16	73%	22
PRIME CARE ONE LLC/HARBORCHASE OF VENICE			22	100%	22
ROCKLEDEGE REGIONAL MEDICAL CENTER		17	5	23%	22
ENCOMPASS HEALTH REHABILITATION HOSPITAL OF LARGO		20	2	9%	22
SUMMIT MEDICAL GROUP - 75 E NORTHFIELD		20	2	9%	22
SEAGRASS VILLAGE			22	100%	22
Wiregrass Rehabilitation Center and Nursing Home		22			22
HEALTHPARK MEDICAL CENTER ABG LAB		21	1	5%	22
LYSTER ACH FT RUCKER AL		19	3	14%	22
ELAN SPANISH SPRINGS		4	18	82%	22
MOBILE DIVISION LABORATORY		7	15	68%	22
FORT CAROLINE GARDENS, INC		20	2	9%	22
SOUTHEASTERN OUTPATIENT SURGERY CENTER		21	1	5%	22
MILLENIA ADVANCED SCIENTIFIC LLC			22	100%	22
WELL-BEING MEDICAL CENTER PLLC		20	2	9%	22
URGENT CARE USA			22	100%	22
BRP SH OPCO LLC		22			22
DIACARTA INC.		22			22
EPIC REFERENCE LABS INC			22	100%	22
BROOKDALE UNIVERSITY HOSPITAL		21	1	5%	22
AMMON ANALYTICAL LABORATORIES		19	3	14%	22
HUNT CLUB PEDIATRIC ASSOCIATES LLC		19	3	14%	22
MAYO CLINIC JACKSONVILLE		1	21	95%	22
LAKEVIEW HEALTH CARE SYSTEMS		8	14	64%	22
STEWART MEDICAL GROUP INC			22	100%	22
MARION PEDIATRICS PA		17	5	23%	22
AMERICAN ESOTERIC LABORATORIES		6	15	71%	21
UPMC CHAUTAUQUA AT WCA LABORATORY		20	1	5%	21
MINUTECLINIC DIAGNOSTIC OF NORTH CAROLINA		21			21
MINUTECLINIC, LLC #08366		16	5	24%	21
NOVANT HEALTH		15	6	29%	21

COVID-19: testing by laboratory

Data through Jan 27, 2021 verified as of Jan 28, 2021 at 09:25 AM

Data in this report are provisional and subject to change.

The numbers in the table below represent the number of Florida and non-Florida residents for whom test results were received by the Department of Health. A person can be tested by more than one laboratory and can have both positive and negative results. **Therefore, the sum of the numbers in each column will be larger than the total number of people tested.**

Reporting lab	Inconclusive	Negative	Positive	Percent positive	Total
ROCKLEDGE FAMILY HEALTH			21	100%	21
VIRTUA		17	4	19%	21
THE TRADITION OF THE PALM BEACHES		20	1	5%	21
LEE MEMORIAL HEALTH SYSTEM HEALTH FAIR		18	3	14%	21
INTERNATIONAL MEDICAL LABORATORY INC		21			21
Summit Medical Group Westfield Lab		18	3	14%	21
PULSE MEDICAL GROUP INC			21	100%	21
DCH REGIONAL MEDICAL CENTER LABORATORY		20	1	5%	21
FLORIDA HOSPITAL LABS		11	10	48%	21
GREEN GABLES ASSISTED LIVING FACILITY		21			21
WG EVERGREEN WOODS SH LLC		21			21
ARDEN COURTS OF WINTER SPRINGS		18	3	14%	21
ARTHREX MEDICAL CENTER		10	11	52%	21
TAMPA BAY CONCIERGE DOCTOR, LLC		20	1	5%	21
PHYSICIANS STAT		2	19	90%	21
ST JUDE CHILDRENS RESEARCH HOSPITAL		21			21
PHYSICIANS CARE		18	3	14%	21
CVS MINUTE CLINIC		1	20	95%	21
PATHGROUP			21	100%	21
CONNECTDX		6	15	71%	21
MINUTE CLINIC DIAGNOSTIC OF SC, LLC #75		20	1	5%	21
NAPHCARE, INC.		11	10	48%	21
LONG TERM CARE OF JAY, LLC			21	100%	21
CENTRAL FLORIDA HEALTH CARE INC		2	19	90%	21
RESIDENTIAL PLAZA AT BLUE LAGOON INC		19	2	10%	21
SUNSHINE ASSISTED LIVING		21			21
BAPTIST PRIMARY BLACK CREEK SOUTH			21	100%	21
TIFFANY LAKE CARE CENTERS INC		21			21
PALMETTO PEDIATRICS			21	100%	21
BROOKWOOD BAPTIST MEDICAL CENTER		20	1	5%	21
NOMI HEALTH LAB SERVICES LLC			21	100%	21
CLINICAL PATHOLOGY LABORATORIES SOUTHEAST			21	100%	21
MD BEAUTY LABS, PA		20	1	5%	21
81ST MEDICAL GROUP			20	100%	20
HOLMES COUNTY HEALTH DEPARTMENT		13	7	35%	20
AESTHETIC ENHANCEMENTS		20			20
CL BRUMBACK PRIMARY CARE CLINIC LANTANA		2	18	90%	20
BETHESDA HEALTH PHYSICIAN GROUP INC			20	100%	20
SOUTHCOR LABORATORY		2	18	90%	20
HEALTH MED CENTERS		20			20
FORT SANDERS REGIONAL LABORATORY		20			20
ALWAYS BEST CARE SENIOR SERVICES		18	2	10%	20
ATLAN		18	2	10%	20
MARYLAND DEPARTMENT OF HEALTH			20	100%	20
HENDRY REGIONAL CORPORATE HEALTH			20	100%	20
MEDICAL EXPRESS CORP		18	2	10%	20
LIFE CARE CENTER OF JACKSONVILLE			20	100%	20

COVID-19: testing by laboratory

Data through Jan 27, 2021 verified as of Jan 28, 2021 at 09:25 AM

Data in this report are provisional and subject to change.

The numbers in the table below represent the number of Florida and non-Florida residents for whom test results were received by the Department of Health. A person can be tested by more than one laboratory and can have both positive and negative results. **Therefore, the sum of the numbers in each column will be larger than the total number of people tested.**

Reporting lab	Inconclusive	Negative	Positive	Percent positive	Total
BIG BEND CARES, INC		17	3	15%	20
CAPE CORAL HOSPITAL ABG LABORATORY		10	10	50%	20
TGH MEDICAL GROUP LABORATORY CARROLLWOOD			20	100%	20
IMA MEDICAL CENTER		9	11	55%	20
ADVENT HEALTH EXPRESS		9	11	55%	20
PONCE PLAZA NURSING & REHAB CENTER		4	16	80%	20
Bon Secours Maria Manor		15	5	25%	20
GLEN COVE HOSPITAL		20			20
CANTON-POTSDAM HOSPITAL LABORATORY		20			20
CARESPOT OF NOCATEE		1	19	95%	20
ENGLEWOOD HOSPITAL AND MEDICAL CENTER		16	4	20%	20
BAY PEDIATRICS PA		18	2	10%	20
CARESPOT		1	19	95%	20
CARENOW - DOWNTOWN NORTH GULCH		20			20
LONG TERM CARE OF GULF BREEZE LLC		17	3	15%	20
MID FLORIDA PATHOLOGY LLC		19	1	5%	20
OAKMONTE VILLAGE		19	1	5%	20
HEALTHY MINORS, LLC.		20			20
REDITUS LABORATORIES			20	100%	20
ACCESS 365 URGENT CARE		7	13	65%	20
ESTATES MEDICAL CENTER		12	8	40%	20
PINES NURSING HOME		19	1	5%	20
BEST MEDICAL CENTER		11	9	45%	20
PALMS MEDICAL GROUP - LAKE CITY WEST		3	17	85%	20
APOLLO HEALTH & REHABILITATION		15	5	25%	20
GROWING TOGETHER PEDIATRICS, LLC		16	4	20%	20
MINUTECLINIC DIAGNOSTIC OF MICHIGAN		18	2	10%	20
POINT OF CARE CLINICS PRIMARY CARE		20			20
ADVENTHEALTH MEDICAL GROUP FAMILY & INTERNAL		9	11	55%	20
GERALD J KIVETT MD		18	2	10%	20
OLIVE BRANCH HEALTH AND REHABILITATION CENTER			20	100%	20
Baldwin Pediatrix		18	2	10%	20
LAKE WORTH MANOR		19	1	5%	20
HARBOUR ISLAND PEDIATRICS		12	7	37%	19
MEDEXPRESS URGENT CARE - BLOOMINGTON		16	3	16%	19
MARTHA'S HOUSE & ASSISTED LIVING FACILITY		19			19
PRIMECARE OF DOTHAN-DALEVILLE CLINIC		14	5	26%	19
Kindred Hospital South Florida Hollywood SNU		18	1	5%	19
HUNTINGTON STATION URGENT CARE		18	1	5%	19
UNIV OF NORTH ALABAMA HEALTH CENTER		18	1	5%	19
NO NAME		8	11	58%	19
SEVEN RIVERS REGIONAL MEDICAL CENTER		5	14	74%	19
JEFFERSON K-12, A SOMERSET SCHOOL- CLINIC		16	3	16%	19
CERON PEDIATRICS & INTEGRATIVE MEDICIN		19			19
ASSISTED LIVING OF BROWARD		19			19
BROOKDALE MANDARIN CENTRAL		6	13	68%	19
FLORIDA COMMUNITY HEALTH CENTER OF ST. LUCIE		1	18	95%	19

COVID-19: testing by laboratory

Data through Jan 27, 2021 verified as of Jan 28, 2021 at 09:25 AM

Data in this report are provisional and subject to change.

The numbers in the table below represent the number of Florida and non-Florida residents for whom test results were received by the Department of Health. A person can be tested by more than one laboratory and can have both positive and negative results. **Therefore, the sum of the numbers in each column will be larger than the total number of people tested.**

Reporting lab	Inconclusive	Negative	Positive	Percent positive	Total
NANO HEALTH ASSOCIATES LLC		19			19
MED HEALTH SERVICES		18	1	5%	19
Salerno Bay Health & Rehabilitation Center		13	6	32%	19
BAY STREET PHARMACY☐		18	1	5%	19
ISLAND LAKE CENTER		4	15	79%	19
BAYVIEW MEDICAL		19			19
MAGNOLIA PEDIATRICS		2	17	89%	19
LAB INTERMARKET FACILITY LAB		1	18	95%	19
CHILDRENS MEDICAL CENTER			19	100%	19
LONG BEACH URGENT CARE		19			19
INTEGRATED REGIONAL LABORATORIES - LARGO			19	100%	19
STONE WASH CLINICAL LABORATORIES		2	17	89%	19
WG BAYPOINT VILLAGE SH LLC		19			19
SHORE MEMORIAL HOSPITAL		16	3	16%	19
OHIO CVS STORES, LLC DBA		17	2	11%	19
ADVANCE URGENT CARE CENTER, LLC			19	100%	19
COLORADO DEPARTMENT OF PUBLIC HEALTH AND ENVIRONMENT			19	100%	19
MIGUEL E TREVINO MD PA		16	3	16%	19
WAKULLA COUNTY HEALTH DEPARTMENT		5	14	74%	19
STUART REHABILITATION AND HEALTHCARE		5	14	74%	19
MEDEXPRESS - BLOOMIN BRANDS		4	15	79%	19
TOTAL ACCESS URGENT CARE			19	100%	19
LAKE COUNTY SCHOOLS EMPLOYEE HEALTH CENTER		12	7	37%	19
ESOTERIX GENETIC LABORATORIES		16	3	16%	19
HOLIDAY MEDICAL ASSOCIATES		1	17	94%	18
TPCA CLINICAL LABORATORIES		15	3	17%	18
ATRIA SAN PABLO		16	2	11%	18
HARTFORD HOSPITAL ANCILLARY LAB		17	1	6%	18
GOOD SAMARITAN SOCIETY OF DAYTONA		16	2	11%	18
TOTAL RENAL LABORATORIES INC		13	5	28%	18
FAMILY CARE CYPRESS CREEK		1	17	94%	18
CCS - BROWARD COUNTY JAIL		18			18
XPRESS WELLNESS URGENT CARE			18	100%	18
DEPT OF VA MEDICAL CENTER - BAY PINES			18	100%	18
GENERAL INTERNAL MEDICINE MEDICAL CTR CLINIC		13	5	28%	18
M&V SAN JOSE MEDICAL CENTER			18	100%	18
JACKSON NORTH MEDICAL CENTER		2	16	89%	18
MOORINGS PARK OAKSTONE AT GREY OAKS		17	1	6%	18
CLERMONT ADVENTHEALTH CENTRA CARE			18	100%	18
ASURANCE SCIENTIFIC LABORATORIES		18			18
PROFESSIONAL PARK PEDIATRICS PA			18	100%	18
MARION COUNTY HEALTH DEPARTMENT		17	1	6%	18
THE LODGE AND REHABILITATION CENTER		8	10	56%	18
CARDIOLOGY AND MEDICINE ASSOCIATES INC		18			18
HALIFAX HEALTH URGENT CARE		3	15	83%	18
COMMONWEALTH OF MASSACHUSETTS			18	100%	18
AMELIA ASSISTED LIVING FACILITY		18			18

COVID-19: testing by laboratory

Data through Jan 27, 2021 verified as of Jan 28, 2021 at 09:25 AM

Data in this report are provisional and subject to change.

The numbers in the table below represent the number of Florida and non-Florida residents for whom test results were received by the Department of Health. A person can be tested by more than one laboratory and can have both positive and negative results. **Therefore, the sum of the numbers in each column will be larger than the total number of people tested.**

Reporting lab	Inconclusive	Negative	Positive	Percent positive	Total
ROSLYN URGENT CARE		18			18
BUREAU OF PUBLIC HEALTH	1	1	16	89%	18
RAINBOW PEDIATRICS		1	17	94%	18
TIMBERLANE LODGE ALF	1	10	7	39%	18
NORTH PINELLAS CHILDRENS MEDICAL CENTER			18	100%	18
AURORA DIAGNOSTICS		6	12	67%	18
DALE MEDICAL CENTER		13	5	28%	18
MARATHON HEALTH FOR LIFE		16	2	11%	18
HOWARD BEACH URGENT CARE		18			18
Sovereign Laboratory Services, LLC		16	2	11%	18
WALGREENS COVID-19		14	4	22%	18
ROADS PEDIATRICS,LLC		16	2	11%	18
ROCKLAND URGENT CARE FAMILY HEALTH NP		18			18
MADISON CORE LABORATORIES		17	1	6%	18
Clearwater Center		8	10	56%	18
CAREHERE LAKE SCHOOLS EMPLOYEE HEALTH CENTER		11	7	39%	18
VIP WALK IN CLINIC		10	8	44%	18
MORNINGSIDE MANOR & VILLA ADULT CARE C		18			18
BOZEMAN HEALTH DEACONESS HOSPITAL		13	5	28%	18
OPTUMCARE SOUTH FLORIDA, LLC		13	5	28%	18
ADIRONDACK MEDICAL CENTER		18			18
REGENCY SQUARE MALL - SEARS		3	15	83%	18
MARQUES PEDIATRICS			18	100%	18
MONROE COUNTY DETENTION CENTER			18	100%	18
UM MILLER SCHOOL OF MEDICINE			18	100%	18
COMPLETE HOME CARE OF THE PALM BEACHES LLC		17	1	6%	18
DAVID LAWRENCE CENTER		15	3	17%	18
VALLEY IMMEDIATE CARE		15	2	12%	17
THE CANOPY AT HARPER LAKE	1		16	94%	17
MARCO DRUGS AND COMPOUNDING		13	4	24%	17
TENNESSEE DEPARTMENT OF HEALTH		13	4	24%	17
ROBERT H JENKINS JR VETERANS' DOMICILIARY HOME OF		14	3	18%	17
MD NOW MEDICAL CENTERS INC			17	100%	17
MINUTECLINIC DIAGNOSTIC OF HAWAII LLC		16	1	6%	17
Z UROLOGY		17			17
BIOREFERENCE LABORATORIES INC		3	14	82%	17
NEW YORK PRESBYTERIAN - ALLEN HOSPITAL		17			17
ROYAL PALM MEDICAL GROUP, INC		17			17
UVMCM MICROBIOLOGY		16	1	6%	17
JESSIE TRICE COMMUNITY HEALTH SYSTEM, INC		1	16	94%	17
MINUTE CLINIC DIAGNOSTIC OF VIRGINIA		13	4	24%	17
ST VINCENT'S EAST		16	1	6%	17
BAY BREEZE HEALTH AND REHABILITATION CENTER		9	8	47%	17
URGENT CARE WEST CLINIC		14	3	18%	17
ORANGE PEDIATRICS			17	100%	17
ST. JUDES LABORATORIES		12	5	29%	17
ALL PEDIATRIC CARE			17	100%	17

COVID-19: testing by laboratory

Data through Jan 27, 2021 verified as of Jan 28, 2021 at 09:25 AM

Data in this report are provisional and subject to change.

The numbers in the table below represent the number of Florida and non-Florida residents for whom test results were received by the Department of Health. A person can be tested by more than one laboratory and can have both positive and negative results. **Therefore, the sum of the numbers in each column will be larger than the total number of people tested.**

Reporting lab	Inconclusive	Negative	Positive	Percent positive	Total
WALGREEN EASTERN CO, INC		17			17
MID FLORIDA PRIMARY CARE PA		12	5	29%	17
HEALTHCARE NOW			17	100%	17
KIVA AT CANTERBURY			17	100%	17
MINUTECLINIC, LLC		14	3	18%	17
CVS MINUTE CLINIC DIAGNOSTIC OF NORTH CAROL		13	4	24%	17
FUNGAL REFERENCE LABORATORY		12	5	29%	17
HUNT CLUB MEDICAL		13	4	24%	17
HELIX DIAGNOSTICS			17	100%	17
ST ELIZABETH MEDICAL CENTER LABORATORY		16	1	6%	17
FAMILY AND INTERNAL MEDICINE AT AVALON PARK		14	3	18%	17
BRIDGEWAY HEALTH CLINICS INC			17	100%	17
ISLAMORADA VILLAGE OF ISLANDS FIRE RESCUE		17			17
JUPITER MEDICAL CENTER			17	100%	17
COAST MED URGENT CARE		16	1	6%	17
RESOLVE MOLECULAR DIAGNOSTICS		13	4	24%	17
BAYCARE MEDICAL GROUP INC			17	100%	17
URGENT CARE AT LONGWOOD			17	100%	17
BRADFORD COUNTY HEALTH DEPARTMENT		17			17
ADVENT HEALTH MEDICAL GROUP- FAMILY MEDICINE AT DR. PHILIPS		12	5	29%	17
WINTER PARK FAMILY PRACTICE LLC		17			17
MID-FLORIDA PATHOLOGY, LLC		12	5	29%	17
CONSOLIDATED LAB SERVICES		8	9	53%	17
ASCENSION ST VINCENT'S PRIMARY CARE			17	100%	17
MICHELLE S PAGE MD PA		17			17
COOPER HEALTHCARE		17			17
ERIC C MARSHAL MD, PC DBA MINUTECLINIC		16	1	6%	17
KEYSTYLE LIVING LLC	1	15			16
PRO HEALTH FAMILY PHYSICIANS, NYSTROM		16			16
BARBARA O'REILLY MD PA		16			16
NOVANT HEALTH GOHEALTH URGENT CARE-HARRISBURG		8	8	50%	16
ST CATHERINE OF SIENA HOSPITAL		14	2	13%	16
AVOW HOSPICE INC		16			16
OKEECHOBEE HEALTHCARE FACILITY			16	100%	16
LOVING CARE OF THE TREASURE COAST LLC	1	10	5	31%	16
UHEALTH AT FISHER ISLAND			16	100%	16
INTERNAL MEDICINE ASSOCIATES & SPECIALTIES INC		15	1	6%	16
CONCORD LIFE SCIENCES LLC		3	13	81%	16
MASSACHUSETTS GENERAL HOSPITAL		1	15	94%	16
TENDER CARE ALF		16			16
Lab MSMC Hialeah			16	100%	16
CLEARWATER EMPLOYEE HEALTH CLINIC		4	12	75%	16
GENTIVA HEALTH SERVICES		14	2	13%	16
BONIFAY NURSING AND REHABILITATION CENTER			16	100%	16
REGENEXX TAMPA BAY		14	2	13%	16
JOSEPH MIGNOGNA		13	3	19%	16
PANAMA CITY VITAS HOSPICE		16			16

COVID-19: testing by laboratory

Data through Jan 27, 2021 verified as of Jan 28, 2021 at 09:25 AM

Data in this report are provisional and subject to change.

The numbers in the table below represent the number of Florida and non-Florida residents for whom test results were received by the Department of Health. A person can be tested by more than one laboratory and can have both positive and negative results. **Therefore, the sum of the numbers in each column will be larger than the total number of people tested.**

Reporting lab	Inconclusive	Negative	Positive	Percent positive	Total
CAREHERE- LCS LEESBURG			16	100%	16
ST AUGUSTINE PLANTATION		1	15	94%	16
SHELBY BAPTIST MEDICAL CENTER		11	5	31%	16
ALL FLORIDA FAMILY & SPORTS MEDICINE		15	1	6%	16
URGENT CARE CLINIC OF LINCOLN		14	2	13%	16
MILLENNIUM PHYSICIAN GRP LLC NAPLES PINE RIDGE			16	100%	16
GRACE MEDICAL HOME		12	4	25%	16
MINUTECLINIC DIAGNOSTIC OF ILLINOIS L		14	2	13%	16
MEDEXPRESS URGENT CARE LEWISBURG		15	1	6%	16
NEWYORK-PRESBYTERIAN/ LAWRENCE HOSPITAL LABORATORY		14	2	13%	16
DARDEN WELLNESS CENTER		13	3	19%	16
BROOKDALE BRANDON	1	15			16
BHA CENTRAL COUNTY CLINIC		1	15	94%	16
ADVENT HEALTH - ZEPHYRHILLS			16	100%	16
DIEGO FALLON MD PA		6	10	63%	16
MAITLAND PRIMARY CARE		9	7	44%	16
XERA MED RESEARCH			16	100%	16
ATRIA LADY LAKE		16			16
HEALTH CENTRAL HOSPITAL			16	100%	16
MD PLUS URGENT CARE, LLC			16	100%	16
WINSHIPS PHARMACY INC		16			16
WELLMED AT LAKE COPELAND		10	6	38%	16
LIGHTHOUSE PEDIATRICS OF NAPLES		12	4	25%	16
FAST TRACK URGENT CARE CENTER - TYRONE			16	100%	16
ALBIBI		1	15	94%	16
FLORIDA ENDOSCOPY & SURGERY CTR LLC		16			16
BROOKDALE ST AUGUSTINE			16	100%	16
SRMC AVALON		9	7	44%	16
ARCPOINT LABS OF WEST PALM BEACH			16	100%	16
MINIMALLY INVASIVE VASCULAR INC		14	2	13%	16
MCWHORTER SCHOOL OF PHARMACY		16			16
ROWLETT MIDDLE ACADEMY		14	2	13%	16
PROMEDICA LABORATORIES		11	5	31%	16
CENTERPLACE HEALTH		1	15	94%	16
MORRIS PARK URGENT CARE		13	3	19%	16
CRUCIAL CARE		10	6	38%	16
MIRIMUS INC		1	15	94%	16
CIGNA PBSO WEST PALM			16	100%	16
REHAB AND HEALTHCARE CENTER OF CAPE CORAL		16			16
OCOEE PEDIATRICS		13	3	19%	16
ARDEN COURTS OF LELY PALMS		15	1	6%	16
UAH STUDENT HEALTH CENTER		11	5	31%	16
JUST FOR KIDS PEDIATRICS		5	11	69%	16
DEPT OF VA MED CENTE-WEST PALM BEACH			15	100%	15
49D2045214PHYSICIAN OFFICE-WAIVERMEDEXPRESS URGENT CARE - HARRISONBU		6	9	60%	15
TRINITY MEDICAL ASSOCIATES LLC			15	100%	15
TELEVISIT MALABAR PEDIATRICS		5	10	67%	15

COVID-19: testing by laboratory

Data through Jan 27, 2021 verified as of Jan 28, 2021 at 09:25 AM

Data in this report are provisional and subject to change.

The numbers in the table below represent the number of Florida and non-Florida residents for whom test results were received by the Department of Health. A person can be tested by more than one laboratory and can have both positive and negative results. **Therefore, the sum of the numbers in each column will be larger than the total number of people tested.**

Reporting lab	Inconclusive	Negative	Positive	Percent positive	Total
GUARDANT HEALTH		11	4	27%	15
SOMA MEDICAL CENTER PA #3			15	100%	15
GRAND VILLA OF ST. PETERSBURG		13	2	13%	15
PATHLINE			15	100%	15
FLORIDA DEPARTMENT OF HEALTH IN HILLSBOROUGH COUNTY		1	14	93%	15
MINUTECLINIC DIAGNOSTIC OF TN PC #378		14	1	7%	15
HOLLEY-NAVARRE MEDICAL CLINIC		5	10	67%	15
MINUTE CLINIC DIAGNOSTIC OF NEW JERSEY		15			15
GLEN OAKS URGENT CARE		15			15
ROBERT WOOD JOHNSON UNIVERSITY HOSP		13	2	13%	15
WELLINGTON FAMILY PRACTICE		13	2	13%	15
SINAI HOSPITAL OF BALTIMORE		15			15
TOTTENVILLE CIRCLE URGENT CARE		15			15
FLORIDA HOSPITAL WINTER GARDEN		13	2	13%	15
CAREATC CITY OF TAMPA		11	4	27%	15
MINUTECLINIC DIAGNOSTIC OF NORTH CAROLINA PC		13	2	13%	15
MILTON 4707		15			15
MINUTECLINIC, LLC, DBA MINUTECLINIC #5		12	3	20%	15
FAMILY CARE CENTER OF ARLINGTON		10	5	33%	15
CHARLOTTE CHD PORT CHARLOTTE		12	3	20%	15
BAYCARE HEALTH SYSTEMS, LLC			15	100%	15
Citymd Of Lacey		14	1	7%	15
CARESPOT EXPRESS HEALTHCARE			15	100%	15
OCEANSIDE URGENT CARE		15			15
NORTHWEST FLORIDA SLEEP		1	14	93%	15
SUNLIFE PHARMACY		15			15
MEADOWCREST MOLECULAR DIAGNOSTICS, LLC			15	100%	15
ORLANDO HEALTH		2	13	87%	15
COLLEGE POINT URGENT CARE		13	2	13%	15
ARDEN COURTS OF SARASOTA			15	100%	15
BROOKDALE PENSACOLA		14	1	7%	15
COASTAL FAMILY PRACTICE		8	7	47%	15
PINELLAS 1 HOME HEALTH CARE CORP		15			15
SOUTH CAROLINA DEPT OF HEALTH AND ENVIRONMENT CONTROL		2	13	87%	15
CENTER ONE SURGERY CENTER		11	4	27%	15
UTAH DEPARTMENT OF HEALTH			15	100%	15
MULBERRY'S MOBILE PROVIDER SERVICES LLC		1	14	93%	15
EASTLAKE PEDIATRICS - TRINITY		15			15
GULFCOAST PEDIATRICS		14	1	7%	15
SIGNATURE HEALTHCARE OF ORANGE PARK		14	1	7%	15
BESSENT ROAD GROUP HOME		15			15
DIATHERIX		13	2	13%	15
EAR NOSE & THROAT ASSOCIATES OF MANATEE PA		15			15
HODGES CLUSTER		2	13	87%	15
BAYLOR GENETICS		6	9	60%	15
CORAL HOUSE ASSISTED LIVING COMMUNITY LLC		15			15
SPEARHEAD MEDICAL			15	100%	15

COVID-19: testing by laboratory

Data through Jan 27, 2021 verified as of Jan 28, 2021 at 09:25 AM

Data in this report are provisional and subject to change.

The numbers in the table below represent the number of Florida and non-Florida residents for whom test results were received by the Department of Health. A person can be tested by more than one laboratory and can have both positive and negative results. **Therefore, the sum of the numbers in each column will be larger than the total number of people tested.**

Reporting lab	Inconclusive	Negative	Positive	Percent positive	Total
EXPRESS FAMILY CARE LLC			15	100%	15
MIRIMUS CLINICAL LABS		7	8	53%	15
LAKE INTERNAL MEDICINE ASSOCIATES PA		12	3	20%	15
BOCA SIMON		2	12	86%	14
BENTON HOUSE OF PORT ORANGE		8	6	43%	14
Belleair Healthcare Center		8	6	43%	14
MINUTECLINIC DIAGNOSTIC PA		13	1	7%	14
MINUTECLINIC DIAGNOSTIC OF PENNSYLVANI		14			14
ASTORIA HEALTH AND REHABILITATION CENTER		13	1	7%	14
MACKOUL PEDIATRICS FORT MYERS			14	100%	14
TEXAS DEPARTMENT OF STATE HEALTH SERVICES		3	11	79%	14
CLEVELAND CLINIC			14	100%	14
BAYFRONT HMA CONVENIENT CARE, LLC		2	12	86%	14
SONATA BOYNTON BEACH		13	1	7%	14
WALK IN URGENT CARE			14	100%	14
CLEVELAND CLINIC FLORIDA		1	13	93%	14
OSCEOLA ALF OPERATOR, LLC DBA□		14			14
KRYSTAL BAY NURSING AND REHABILITATION		10	4	29%	14
ATRIA WILLOW WOOD		13	1	7%	14
LAKE CO EMPLOYEE HEALTH AND WELLNESS CENTER		13	1	7%	14
GATTOLINE ENTERPRISES, INC. DBA FAMILY CARE PHARMACY		10	4	29%	14
UC HEALTH UNIVERSITY HOSPITAL		11	3	21%	14
EPIPHANY HEALTH		8	6	43%	14
ST CLOUD MEDICAL GROUP		12	2	14%	14
Consulate Health Care of Jacksonville			14	100%	14
CUSTEAD CARE CENTER HAVEN HOSPICE		12	2	14%	14
FORT HAMILTON URGENT CARE		14			14
ALAN L MELOTEK MD		14			14
ODYSSEY HEALTHCARE OF MARION COUNTY, LLC		13	1	7%	14
HEALTHFIRST ADVENT HEALTH CENTRA CARE COCOA BEACH			14	100%	14
MEDEXPRESS URGENT CARE, MOON TOWNSHIP		13	1	7%	14
PRATTVILLE BAPTIST HOSPITAL		11	3	21%	14
LAKELAND HILLS CENTER		7	7	50%	14
STATEN ISLAND UNIVERSITY HOSPITAL		13	1	7%	14
BASSETTI & ASSOCIATES, MD, PA			14	100%	14
WELLMED AT PLANT CITY		9	5	36%	14
NEW YORK METHODIST HOSPITAL		13	1	7%	14
BAPTIST MEDICAL CENTER EAST		11	3	21%	14
RIVERSIDE COTTAGES AT THE SHORES, LLC			14	100%	14
Wesley Place on Honeysuckle		12	2	14%	14
POLK CHD BARTOW		13	1	7%	14
MINUTECLINIC DIAGNOSTICS MEDICAL GROUP		13	1	7%	14
MEDEMERGE		13	1	7%	14
CARILLON SPORTS AND FAMILY MEDICINE		10	4	29%	14
ARDEN COURTS OF PALM HARBOR			14	100%	14
GRAND VILLA OF DELAND		10	4	29%	14
BOCA SIMON LAB		1	13	93%	14

COVID-19: testing by laboratory

Data through Jan 27, 2021 verified as of Jan 28, 2021 at 09:25 AM

Data in this report are provisional and subject to change.

The numbers in the table below represent the number of Florida and non-Florida residents for whom test results were received by the Department of Health. A person can be tested by more than one laboratory and can have both positive and negative results. **Therefore, the sum of the numbers in each column will be larger than the total number of people tested.**

Reporting lab	Inconclusive	Negative	Positive	Percent positive	Total
D W MCMILLAN MEMORIAL HOSPITAL		4	10	71%	14
CARE CENTERS OF NASSAU, LLC - HENDRICKS RD		14			14
FLUSHING HOSPITAL MEDICAL CENTER		11	3	21%	14
SOUTHEASTERN UNIVERSITY INC		14			14
BAPTIST MEMORIAL HEALTH CARE		12	2	14%	14
NORTHWESTERN MEMORIAL HOSPITAL			14	100%	14
SIGMUND LABS LLC		14			14
ST JOSEPH HOSPITAL		13	1	7%	14
AUBURN COMMUNITY HOSPITAL		12	2	14%	14
MINUTECLINIC MINUTECLINIC #8746		14			14
STATMED OCALA			14	100%	14
BVL PEDIATRICS		14			14
CORE LABORATORY		1	12	92%	13
UNIVERSITY LAB			13	100%	13
BARTON FAMILY PRACTICE		7	6	46%	13
SOUTH NASSAU COMMUNITIES HOSPITAL		10	3	23%	13
UNIVERSITY HOSPITAL UC HEALTH		9	4	31%	13
MINUTECLINIC DIAGNOSTIC MEDICAL GROUP		12	1	8%	13
FORT WALTON BEACH DEVELOPMENTAL CENTER		12	1	8%	13
MICHAEL A VENAZIO MD		11	2	15%	13
A AND R RESEARCH GROUP LLC		10	3	23%	13
EAST HILL PHARMACY		7	6	46%	13
BROOKLYN HOSPITAL CENTER DOWNTOWN CAMPUS		13			13
CROSS CARE CENTER			13	100%	13
PARKWEST MEDICAL CENTER		11	2	15%	13
ANYLABTESTNOW			13	100%	13
CVS MINUTE CLINIC DIAGNOSTIC OF TEXAS LLC		10	3	23%	13
EAR NOSE AND THROAT ASSOCIATES OF MANATEE, P.A.		10	3	23%	13
LANDMARK HOSPITAL SOUTHWEST FLORIDA LLC		13			13
CLINICAL LABORATORY SERVICES			13	100%	13
VILLA OF KINGS AND QUEENS OF DELRAY		13			13
FLORIDA STATE HOSPITAL			13	100%	13
OPIS ISLAND LAKE CENTER		13			13
COMMUNITY HEALTH OF SOUTH FLORIDA INC			13	100%	13
CAREATC			13	100%	13
DAVITA DIALYSIS		4	9	69%	13
IN-OFFICE LAB		12	1	8%	13
URGENT TEAM		10	3	23%	13
SHELBY COUNTY HEALTH CARE CORPORATION		10	3	23%	13
ORANGE REGIONAL MEDICAL CENTER LABORATORY		10	3	23%	13
LUCID DIAGNOSTICS LABS			13	100%	13
ESCAMBIA COMMUNITY CLINIC		2	11	85%	13
DYNAMIC DNA LAB		1	12	92%	13
HUDSON VALLEY HOSPITAL CENTER LABORATORY		12	1	8%	13
PHELPS HOSPITAL LABORATORY		11	2	15%	13
Sunnyside Care Center		13			13
SPRINGWOOD COURT		8	5	38%	13

COVID-19: testing by laboratory

Data through Jan 27, 2021 verified as of Jan 28, 2021 at 09:25 AM

Data in this report are provisional and subject to change.

The numbers in the table below represent the number of Florida and non-Florida residents for whom test results were received by the Department of Health. A person can be tested by more than one laboratory and can have both positive and negative results. **Therefore, the sum of the numbers in each column will be larger than the total number of people tested.**

Reporting lab	Inconclusive	Negative	Positive	Percent positive	Total
INN AT LAKE SEMINOLE SQUARE, THE		13			13
OCALA OAKS REHABILITATION CENTER		8	5	38%	13
SOUTHEAST FAMILY HEALTHCARE CENTER			13	100%	13
GLENBROOKE AT PALM BAY			13	100%	13
MAINSTREET FAMILY SELECT		1	12	92%	13
MEDEXPRESS URGENT CARE - ROBINSON TWP, STEUBENVILLE PIKE		11	2	15%	13
BAYA URGENT CARE LLC		1	12	92%	13
BROOKDALE DELAND			13	100%	13
BLOUNT MEMORIAL HOSPITAL		12	1	8%	13
ROCKLEDGE		3	10	77%	13
MINUTECLINIC DIAGNOSTIC OF RHODE ISLAND, LLC #590		12	1	8%	13
BRYAN WHITFIELD MEMORIAL HOSPITAL		8	5	38%	13
KIVA AT CANTERBURY, LLC		13			13
MONTEFIORE ST LUKE'S CORNWALL HOSPITAL		10	3	23%	13
ROSS MEDICAL GROUP			13	100%	13
INTERMOUNTAIN CENTRAL LAB		1	12	92%	13
JOSEPH SCHENKER MD PC DBA CENTERS URGENT		11	2	15%	13
METHODIST MEDICAL CENTER		9	3	25%	12
LAKES DIALYSIS CENTER INC			12	100%	12
VERITAS RESEARCH CORP			12	100%	12
CRESTVIEW IMMEDIATE CARE LL			12	100%	12
TLC FAMILY CARE HOME INC		12			12
ACADIAN DIAGNOSTIC LABORATORIES		8	4	33%	12
APPLE DIAGNOSTICS LAB		5	7	58%	12
MI2297090CV HOLLAND-23D2189684		12			12
PANCARE HEALTH - WEWA ELEMENTARY			12	100%	12
WACO HHSSURGEWACO	1	10	1	8%	12
MINUTECLINIC, LLC, DBA MINUTECLINIC #2544		11	1	8%	12
MELBOURNE FAMILY PRACTICE		11	1	8%	12
SUNSHINE PEDIATRICS OF CENTRAL FLORIDA PL		10	2	17%	12
ORMOND MEDICAL ARTS		3	9	75%	12
INNOVATIVE RESEARCH OF WEST FLORIDA		9	3	25%	12
ALAN SERURE MD		12			12
AIR, LAND & SEA PHYSICALS & CONSULTATIONS, LLC		11	1	8%	12
LEON CHD		12			12
THE PLAZA AT PARKSQUARE		12			12
TNC WALK IN CLINIC		9	3	25%	12
GLEN OAKS HEALTH AND REHABILITATION CENTER			12	100%	12
PBSO WEST PALM FAMILY PRACTICE		1	11	92%	12
ADVENT HEALTH - KISSIMMEE		3	9	75%	12
MINUTECLINIC DIAGNOSTIC OF SOUTH CAROL		10	2	17%	12
NAPLES GREEN VILLAGE		12			12
WORLD WRESTLING ENTERTAINMENT			12	100%	12
STEWART MELBOURNE HOSPITAL, INC	1		11	92%	12
Lady Lake Specialty Care			12	100%	12
FLORIDA PRESBYTERIAN HOMES INC		11	1	8%	12
WOODHOUSE INC		12			12

COVID-19: testing by laboratory

Data through Jan 27, 2021 verified as of Jan 28, 2021 at 09:25 AM

Data in this report are provisional and subject to change.

The numbers in the table below represent the number of Florida and non-Florida residents for whom test results were received by the Department of Health. A person can be tested by more than one laboratory and can have both positive and negative results. **Therefore, the sum of the numbers in each column will be larger than the total number of people tested.**

Reporting lab	Inconclusive	Negative	Positive	Percent positive	Total
LONG ISLAND JEWISH VALLEY STREAM		12			12
ELTINGVILLE CIRCLE URGENT CARE		12			12
ST PETER'S UNIVERSITY HOSPITAL		9	3	25%	12
FHCP-PORT ORANGE		3	9	75%	12
LAB UNKNOWN		1	11	92%	12
PRIMARY CARE MEDICINE	1	10	1	8%	12
WALGREEN		4	8	67%	12
PROHEALTH CARE ASSOCIATES MOBILE		9	3	25%	12
RAINBOW PEDIATRIC CENTER		2	10	83%	12
MI CASA DORADA ASSISTED LIVING FACILIT		12			12
OHIO STATE UNIVERSITY MEDICAL CENTER			12	100%	12
PREMIUM HEALTH SERVICES OF TAMPA BAY LLC		9	3	25%	12
BROWARD DIALYSIS			12	100%	12
SUMMIT ATLANTIC SURGERY CENTER		12			12
PREMIER LABORATORY SERVICES, LLC		5	7	58%	12
IREPERTOIRE_MOL_LAB		12			12
NOVALIFE MEDSPA			12	100%	12
CARENOW URGENT CARE-BRENTWOOD		8	4	33%	12
NASSAU COUNTY JAIL		11	1	8%	12
FLORIDA DEPT OF HEALTH		4	8	67%	12
MINUTECLINIC #8699		9	3	25%	12
NORTHWEST FLORIDA ENT, PA		5	7	58%	12
SOUTHEASTERN LABORATORY			12	100%	12
CARE HERE		1	11	92%	12
MERIDIAN AT WATERWAYS, THE		10	2	17%	12
COMPREHENSIVE CHILDCARE ASSOCIATES		8	4	33%	12
FAMILY MEDICINE AT LONGWOOD			12	100%	12
FAMILY CARE			12	100%	12
ACCESS MEDICAL CENTER			12	100%	12
SUWANNEE COUNTY JAIL		11	1	8%	12
MINUTECLINIC DIAGNOSTIC OF MICHIGAN PC		11	1	8%	12
MERCY MEDICAL CENTER		5	7	58%	12
DIXIE COUNTY HEALTH DEPARTMENT		7	5	42%	12
FAMILY HEALTH CENTER			12	100%	12
LAKEWOOD RANCH MEDICAL CENTER CLINICAL LAB			12	100%	12
LIFE CARE OF PORT SAINT LUCIE		3	9	75%	12
TREASURE COAST URGENT CARE			11	100%	11
St. Annes Nursing Center, St. Annes Residence, Inc.		11			11
MHHS All Lab Subsection		11			11
ARNOT OGDEN MEDICAL CENTER LABORATORY		11			11
MEDEXPRESS URGENT CARE-ALTOONA		9	2	18%	11
VALDOSTA FAMILY MEDICINE			11	100%	11
BELLEVUE HOSPITAL CENTER DEPARTMENT		11			11
ADVENTHEALTH MEDICAL GROUP CARE CLINIC AT		8	3	27%	11
WATSON HEALTHCARE		8	3	27%	11
DMH STEINHATCHEE FAMILY MEDICINE		8	3	27%	11
MC DIAGNOSTIC OF CONNECTICUT, PC #775		10	1	9%	11

COVID-19: testing by laboratory

Data through Jan 27, 2021 verified as of Jan 28, 2021 at 09:25 AM

Data in this report are provisional and subject to change.

The numbers in the table below represent the number of Florida and non-Florida residents for whom test results were received by the Department of Health. A person can be tested by more than one laboratory and can have both positive and negative results. **Therefore, the sum of the numbers in each column will be larger than the total number of people tested.**

Reporting lab	Inconclusive	Negative	Positive	Percent positive	Total
SAMARITAN MEDICAL CENTER		11			11
LEHIGH VALLEY HOSPITAL		3	8	73%	11
JOSEF SCHENKER MD PC		11			11
MORTON PLANT MEASE			11	100%	11
FAMILY PRACTICE ON THE GO		6	5	45%	11
SENIOR HOME CARE INC		11			11
BAPTIST PRIMARY CARE PONTE VEDRA		6	5	45%	11
VIRTUA WEST JERSEY HOSPITAL VOORHEES		9	2	18%	11
BREVARD HEALTH ALLIANCE INC, THE		6	5	45%	11
DOCTORS MEDICAL CENTER OF WALTON COUNTY CLINIC			11	100%	11
WINTER PARK CARE AND REHABILITATION			11	100%	11
MOUNT DORA PEDIATRICS		9	2	18%	11
WHITE-WILSON MEDICAL CENTER		11			11
MEDEXPRESS URGENT CARE - TIMBERLAKE		11			11
CARE FAST MURABELLA		7	4	36%	11
HORIZON MEDICAL GROUP		9	2	18%	11
HAVEN HOSPICE			11	100%	11
ORCHID COVE		2	9	82%	11
CARINGTON MANOR		11			11
ALCOVE ASSISTED LIVING FACILITY		11			11
BIOTECH CLINICAL LABORATORIES, INC.		1	10	91%	11
WANTAGH URGENT CARE		8	3	27%	11
DESOTO HEALTH AND REHAB LLC		7	4	36%	11
BENTLEY VILLAGE II		2	9	82%	11
PRIMECARE ACQUISITION FAMILY PRACTICE INC		11			11
TELEVISIT PALM BAY FAMILY PRACTICE		9	2	18%	11
PINELLAS COUNTY HEALTH DEPARTMENT		2	9	82%	11
ADVENT HEALTH - WESTCHASE ER		8	3	27%	11
FIRST CHOICE PEDIATRICS INC		10	1	9%	11
NIGHT LITE PEDIATRICS CENTER, LLC		1	10	91%	11
MEADOWCREST FAMILY PHYSICIANS PA			11	100%	11
Terrace of Jacksonville			11	100%	11
GADSDEN REGIONAL MEDICAL CENTER		11			11
JFK MEDICAL CENTER NORTH LAB		1	10	91%	11
UMHC/SYLVESTER AT KENDALL		1	10	91%	11
QUOTIENT SCIENCES LABS LLC			11	100%	11
GENESIS		7	4	36%	11
BROOKDALE DESTIN		1	10	91%	11
REDMED CLINIC OF ARLINGTON		10	1	9%	11
UNIVERSITY CENTRA CARE		10	1	9%	11
SEMORAN FAMILY HEALTH LLC		10	1	9%	11
TROPICANA		5	6	55%	11
NORTHERN WESTCHESTER HOSPITAL LABORATORY		9	2	18%	11
WELLMED AT SOUTH PARSONS		9	2	18%	11
GENEXPERT			11	100%	11
PALM BEACH PATHOLOGY		9	2	18%	11
AIM LABORATORIES			11	100%	11

COVID-19: testing by laboratory

Data through Jan 27, 2021 verified as of Jan 28, 2021 at 09:25 AM

Data in this report are provisional and subject to change.

The numbers in the table below represent the number of Florida and non-Florida residents for whom test results were received by the Department of Health. A person can be tested by more than one laboratory and can have both positive and negative results. **Therefore, the sum of the numbers in each column will be larger than the total number of people tested.**

Reporting lab	Inconclusive	Negative	Positive	Percent positive	Total
AVENTURA HOSPITAL AND MEDICAL CENTER			11	100%	11
CARLOS PORTU MD, PLLC			11	100%	11
WOODLAND TOWERS		6	5	45%	11
MEDICAL CENTER AFFILIATES WEST PALM			11	100%	11
ELITE HOME HEALTH SERVICES		11			11
THE TERRACE OF SAINT CLOUD		9	2	18%	11
EMERALD COAST PEDIATRICS			11	100%	11
FIRST CHOICE PEDIATRICS WINTER SPRINGS		9	1	10%	10
EP MEDICAL EQUIPMENT PHARMACY		9	1	10%	10
LAKE BALDWIN CBOC		9	1	10%	10
COMMUNITY HEALTH CENTER		2	8	80%	10
ASSOCIATES MD CYPRESS CREEK			10	100%	10
G & R HEALTH MART PHARMACY		7	3	30%	10
BROOKDALE PANAMA CITY		9	1	10%	10
BROWARD HEALTH CARE			10	100%	10
ONEIDA HEALTHCARE CENTER		8	2	20%	10
ADVENTIST HEALTH SYSTEM FLORIDA DEPT OF HEALTH		6	4	40%	10
CVS TN5639POCT FARRAGUT		9	1	10%	10
APPALACHIAN REGIONAL HEALTHCARE SYSTEM		10			10
PBC PREMIER FAMILY HEALTH			10	100%	10
FAMILY MEDICINE AT HUNTERS CREEK		10			10
URGENT CARE USA LLC		1	9	90%	10
MEYER PEDIATRICS CHTD		10			10
BOCA RATON REGIONAL HOSPITAL LAB			10	100%	10
MOSOLF PEDIATRICS			10	100%	10
STATEN ISLAND UNIVERSITY HOSPITAL SEGUINE AVE		9	1	10%	10
SOUTH FLORIDA DIALYSIS CENTER		8	2	20%	10
ADVENTHEALTH MEDICAL GROUP		9	1	10%	10
MEDEXPRESS URGENT CARE CHARLESTON		6	4	40%	10
MINUTECLINIC DIAGNOSTIC OF TN PC #566		8	2	20%	10
MINUTECLINIC DIAGNOSTIC OF TN, PC 374		6	4	40%	10
NEW JERSEY DEPARTMENT OF HEALTH COMMUNICABLE DISEASE SERVICE		3	7	70%	10
CREATIVE TESTING SOLUTIONS		3	7	70%	10
ILLINOIS DEPT OF PUBLIC HEALTH LAB - SPRINGFIELD			10	100%	10
WELLMED AT PORT ST LUCIE WEST		6	4	40%	10
KIDSVILLE PEDIATRICS			10	100%	10
OPTIONS FOR SENIORS INC DBA PALM KREST MANOR		8	2	20%	10
PANCARE HEALTH - VERNON ELEMENTARY			10	100%	10
ADVENT HEALTH - TIMBERRIDGE ER		9	1	10%	10
BAYCARE MEDICAL GROUP INC			10	100%	10
Maury Regional Hospital		6	4	40%	10
WEEMS MEMORIAL HOSPITAL		7	3	30%	10
ADVENT HEALTH - WINTER HAVEN		6	4	40%	10
GRACE WELLNESS CENTER		3	7	70%	10
VASCONCELLO COHEN MD PA		9	1	10%	10
NURSING PLUS OF BROWARD LLC		1	9	90%	10
PROMEDICA SENIOR LIVING		9	1	10%	10

COVID-19: testing by laboratory

Data through Jan 27, 2021 verified as of Jan 28, 2021 at 09:25 AM

Data in this report are provisional and subject to change.

The numbers in the table below represent the number of Florida and non-Florida residents for whom test results were received by the Department of Health. A person can be tested by more than one laboratory and can have both positive and negative results. **Therefore, the sum of the numbers in each column will be larger than the total number of people tested.**

Reporting lab	Inconclusive	Negative	Positive	Percent positive	Total
VETERNANS ADMINISTRATION			10	100%	10
SONORAN DESERT PATHOLOGY ASSOCIATES			10	100%	10
NORTH OKALOOSA PHYSICIAN GROUP		10			10
ALABAMA DEPARTMENT OF PUBLIC HEALTH		1	9	90%	10
MEDICAL LABORATORY DIAGNOSTICS			10	100%	10
CBC LAB		3	7	70%	10
BEAUMONT LABORATORY			10	100%	10
AMBRY GENETICS CORPORATION		10			10
Hialeah Nursing And Rehabilitation Center		6	4	40%	10
COVANCE CENTRAL LABORATORY			10	100%	10
CORONA PATHOLOGY		10			10
Grand Villa of Deerfield Beach		8	2	20%	10
HCR MANORCARE		10			10
TENNESSEE DEPARTMENT OF HEALTH (TDH) - CENTRAL LABORATORY		2	8	80%	10
PRORENATA LABS		2	8	80%	10
CONSULATE HEALTH CARE OF PENSACOLA			10	100%	10
MEDEX REGIONAL LABORATORIES LLC		1	9	90%	10
VITALANT		1	9	90%	10
PARROTT MEDICAL CLINIC			10	100%	10
ISLAND COAST PEDIATRICS IN-HOUSE LAB		10			10
CORNER OAK ESTATE LLC		10			10
MEDEXPRESS URGENT CARE - SEMINOLE SQUA		9	1	10%	10
EMERALD COAST HOSPICE - CRESTVIEW		10			10
Hackensack Umc Mountainside		9	1	10%	10
SAVANNAH MANOR ASSISTED LIVING COMMUNITY			10	100%	10
ST JOSEPH'S HOSPITAL LABORATORY			10	100%	10
PRIMECARE AT PORT ORANGE			10	100%	10
LAKE NONA MEDICAL SERVICES		3	7	70%	10
MED LABS DIAGNOSTICS		5	5	50%	10
St Joseph's Hospital & Medical Center		9	1	10%	10
Gulf Shore Care Center		6	4	40%	10
DOT DOC SARASOTA		9	1	10%	10
CARENOW URGENT CARE - EAST NASHVILLE		8	2	20%	10
URGENT CARE CENTER AT PINNACLE		4	6	60%	10
RPC@HODGES		2	8	80%	10
MEDEXPRESS URGENT CARE PARKERSBURG		8	2	20%	10
CARENOW URGENT CARE-MT JULIET		8	1	11%	9
WINDSOR OF SAN PABLO, THE		6	3	33%	9
NORTHWEST FLORIDA COMMUNITY HOSPITAL LABORATORY		8	1	11%	9
BLOCK NATION CHASE		4	5	56%	9
GRAND VILLA OF ALTAMONTE SPRINGS		2	7	78%	9
MAINSTREET FAMILY CARE			9	100%	9
CLAYMED OF NORTH FLORIDA			9	100%	9
AVALON FAMILY RESORT ASSISTED LIVING LLC		9			9
OUR HOME AT BEACON HILL			9	100%	9
SAMARITAN HOSPITAL LABORATORY		8	1	11%	9
LAKE NONA MEDICAL SERVICE LLC		9			9

COVID-19: testing by laboratory

Data through Jan 27, 2021 verified as of Jan 28, 2021 at 09:25 AM

Data in this report are provisional and subject to change.

The numbers in the table below represent the number of Florida and non-Florida residents for whom test results were received by the Department of Health. A person can be tested by more than one laboratory and can have both positive and negative results. **Therefore, the sum of the numbers in each column will be larger than the total number of people tested.**

Reporting lab	Inconclusive	Negative	Positive	Percent positive	Total
CLEVELAND TENNESSEE HOSPITAL COMPANY		8	1	11%	9
NORTHSHORE UNIVERSITY HEALTHSYSTEM EVANSTON HOSPITAL LAB			9	100%	9
LAKE HOWARD HEIGHTS	1	8			9
MONROE COUNTY HOSPITAL		6	3	33%	9
RICHMOND UNIVERSITY MEDICAL CENTER		7	2	22%	9
LOREY ALF		9			9
LAKEVIEW HEALTH SYSTEMS			9	100%	9
THE VILLAGES HEALTH		5	4	44%	9
SHERMAN-ABRAMS LABORATORY INC		8	1	11%	9
ADVENT HEALTH - FOUR CORNERS ER		8	1	11%	9
MISSOURI DEPARTMENT OF HEALTH AND SENIOR SERVICES			9	100%	9
BAPTIST HEALTH			9	100%	9
PLYMOUTH HARBOR INCORPORATED		9			9
MEDEXPRESS URGENT CARE - LAFAYETTE		8	1	11%	9
ALACHUA			9	100%	9
PEDIATRIC HEALTH CARE ALLIANCE			9	100%	9
CVS MINUTE CLINIC DIAGNOSTIC OF WISCONSIN		9			9
WESTCHESTER GENERAL HOSPITAL BLOOD GAS LAB			9	100%	9
ORLANDO FAMILY MEDICINE		2	7	78%	9
CENTRAL FLORIDA PEDIATRIC URGENT CARE LLC		7	2	22%	9
WINDSOR OF GAINESVILLE		9			9
URGENT CARE & FAMILY PRACTICE CENTER			9	100%	9
STEINHATCHEE DRUGS		6	3	33%	9
CVS PHARMACY NO 274		9			9
RIVERWOOD CENTER,THE			9	100%	9
COLLIER COUNTY JAIL		9			9
NEMOURS CHILDREN'S PRIMARY CARE VERO BEACH			9	100%	9
ORANGE PARK PEDIATRIC ASSOCIATES		1	8	89%	9
Westchester General Hospital			9	100%	9
SURGERY CENTER OF CORAL GABLES LLC,THE		8	1	11%	9
MOLECULAR PATHOLOGY LABORATORY			9	100%	9
CARENOW URGENT CARE-WEST END		7	2	22%	9
AMERICAN HEALTH ASSOCIATES INC		1	8	89%	9
GNT ASSOCIATES		8	1	11%	9
BITTINGS APOTHECARY INC		7	2	22%	9
MIDMICHIGAN MEDICAL CENTER			9	100%	9
MINUTECLINIC DIAGNOSTIC OF LOUISIANA		8	1	11%	9
RED MOUNTAIN DIAGNOSTICS		9			9
PATEL MEDICAL VENTURES		8	1	11%	9
MEDEXPRESS URGENT CARE- MARYLAND		8	1	11%	9
JOSEF SCHENKER MD PC DBA CENTERS URGENT		8	1	11%	9
MICHIGAN DEPARTMENT OF COMMUNITY HEALTH		1	8	89%	9
BAYONET POINT HOSPITAL			9	100%	9
ADEPT INPATIENT MEDICAL SERVICES PC		9			9
PBC FIREFIGHTER BENEFIT FUND WELLNESS CENTER		1	8	89%	9
NATURE COAST REGIONAL MEDICAL CENTER			9	100%	9
PERSONAL PEDIATRICS PA		7	2	22%	9

COVID-19: testing by laboratory

Data through Jan 27, 2021 verified as of Jan 28, 2021 at 09:25 AM

Data in this report are provisional and subject to change.

The numbers in the table below represent the number of Florida and non-Florida residents for whom test results were received by the Department of Health. A person can be tested by more than one laboratory and can have both positive and negative results. **Therefore, the sum of the numbers in each column will be larger than the total number of people tested.**

Reporting lab	Inconclusive	Negative	Positive	Percent positive	Total
NIGHT OWL PEDIATRICS URGENT CARE			9	100%	9
OPTIMAL CARE PEDIATRICS			9	100%	9
MINUTE CLINIC LLC #1448		8	1	11%	9
UNAVAILABLE/UNKNOWN/NO INFORMATION FOUND			9	100%	9
HIGH TOWER ALF LLC		8	1	11%	9
Consulate Health Care of Brandon		7	2	22%	9
BAYFRONT HEALTH ST PETERSBURG		8	1	11%	9
NATIONAL GENETICS INST LABCORP		4	5	56%	9
BUENA VIDA ESTATES			9	100%	9
CALLAWAY CLINIC		6	3	33%	9
TMH PHYSICIAN PARTNERS - MONTICELLO		8	1	11%	9
PRECISION GENETICS			9	100%	9
RHODE ISLAND DEPARTMENT OF HEALTH			9	100%	9
LPG PEDIATRICS AT PAGE FIELD		9			9
UNIVERSITY MEDICAL CENTER		8	1	11%	9
GCPM MANUAL MICROBIOLOGY		1	8	89%	9
MEDEXPRESS URGENT CARE-KATY		6	3	33%	9
PULSE & REMEDY LLC			9	100%	9
MEDEXPRESS URGENT CARE - WINCHESTER GATEWAY		7	2	22%	9
MAIMONIDES MEDICAL CENTER		6	3	33%	9
CHILDREN'S HEALTH CENTER INC.		7	2	22%	9
AZALEA HEALTH		2	7	78%	9
OMNI			9	100%	9
FLORIDA MEDICAL CLINIC - MULTI SPECIALTY CAMPUS		2	7	78%	9
CVS MINUTE CLINIC DIAGNOSTIC MED GRP OF CA		9			9
WADSWORTH CENTER - DAVID AXELROD INSTITUTE		8	1	11%	9
ACCESS PHARMACY		9			9
ANY LAB TEST NOW INC			9	100%	9
ADVENTHEALTH MEDICAL GROUP PULMONOLOGY		8	1	11%	9
YORKVILLE PEDIATRIC URGENT CARE		9			9
RIVERSIDE MEDICAL GROUP		8	1	11%	9
VILLAGE PLACE HEALTH AND REHAB		9			9
CHEMISYS LABORATORIES		1	8	89%	9
AHEC CLINIC		1	8	89%	9
FORT PIERCE FAMILY CARE INC		3	5	63%	8
PASSPORT HEALTH OF TAMPA BAY		8			8
CVS MINUTE CLINIC, LLC		6	2	25%	8
ST LUCIE COUNTY JAIL		7	1	13%	8
MEDEXPRESS URGENT CARE - MONROE		8			8
IU HEALTH PATHOLOGY		1	7	88%	8
ENT AND ALLERGY ASSOCIATES OF FLORIDA LLC		7	1	13%	8
JOHNS HOPKINS MEDICAL LABORATORIES		1	7	88%	8
CROSSROADS URGENT CARE, PLLC		8			8
DAVID LAWRENCE CENTER INC		7	1	13%	8
SYLVESTER AT PLANTATION LABORATORY		7	1	13%	8
PUTNAM FAMILY CARE INC		3	5	63%	8
Signature Healthcare of Ormond		8			8

COVID-19: testing by laboratory

Data through Jan 27, 2021 verified as of Jan 28, 2021 at 09:25 AM

Data in this report are provisional and subject to change.

The numbers in the table below represent the number of Florida and non-Florida residents for whom test results were received by the Department of Health. A person can be tested by more than one laboratory and can have both positive and negative results. **Therefore, the sum of the numbers in each column will be larger than the total number of people tested.**

Reporting lab	Inconclusive	Negative	Positive	Percent positive	Total
MEDEXPRESS URGENT CARE - CHRISTIANBURG		7	1	13%	8
MONTEFIORE MEDICAL CENTER LABORATORIES - WEILER		6	2	25%	8
BRENNITY AT VERO BEACH, THE			8	100%	8
GOLISANO CHILDREN'S HOSPITAL OF SOUTHWEST FLORIDA		6	2	25%	8
FLORIDA MENTOR		7	1	13%	8
PALM BEACH COUNTY HEALTH DEPARTMENT LABORATORY			8	100%	8
THE MARY IMOGENE BASSETT HOSPITAL		8			8
MINUTE CLINIC DIAGNOSTIC OF SC, LLC #42		7	1	13%	8
ASHRAF MEDICAL GROUP PLLC DBA PULSE M		7	1	13%	8
MEDEXPRESS URGENT CARE MONACA		8			8
ALACHUA COUNTY HEALTH DEPARTMENT		1	7	88%	8
BARTON PARKER OD PC		8			8
ADVENTHEALTH MEDICAL GROUP PEDIATRICS AT		2	6	75%	8
BEAUMONT EMERGENCY CENTER			8	100%	8
COLLIER BLVD HMA PHYSICIAN MANAGEMENT,, LLC			8	100%	8
VETERANS AFFAIRS MEDICAL CENTER - OUTPATIENT			8	100%	8
LUXOR SCIENTIFIC LLC		1	7	88%	8
HOLY NAME MEDICAL CENTER	1	6	1	13%	8
FHCP-ORANGE CITY			8	100%	8
EMERGENCY MEDICAL CENTER		3	5	63%	8
MEDEXPRESS URGENT CARE, BUTLER		5	3	38%	8
FREEDOM SQUARE NURSING CENTER□			8	100%	8
LANE PEDIATRICS PA			8	100%	8
FAMILY MEDICINE OF WESTON LLC			8	100%	8
MEDEXPRESS URGENT CARE - WASHINGTON		6	2	25%	8
INTERNAL MEDICINE ASSOCIATES OF JACKSON HOSPITAL			8	100%	8
ARCHBOLD MEMORIAL HOSPITAL/LAB		3	5	63%	8
X-GENE MOLECULAR LABS		1	7	88%	8
MEDEXPRESS URGENT CARE - PANTOPS		7	1	13%	8
HUNTINGTON VILLAGE URGENT CARE		8			8
THOMAS JEFFERSON UNIVERSITY HOSPITAL		4	4	50%	8
MID-HUDSON VALLEY DIVISION OF WESTCHESTER MEDICAL		8			8
LIFE CARE CITRUS COUNTY			8	100%	8
THE GOOD SHEPARDS OF DELAND-WEST		8			8
ROBERT WOOD JOHNSON HOSPITAL		7	1	13%	8
DOCTOR’S IN-HOUSE LAB/COMMUNITY HEALTH CENTERS OF PINELLAS – CLEARWATE			8	100%	8
CVS MINUTE CLINIC DIAGNOSTIC OF TEXAS, LLC		8			8
URGENT TEAM MANAGEMENT OF TENNESSEE		7	1	13%	8
WELLIGENT		1	7	88%	8
CVS HEALTH, #3396		8			8
CCS - JOSEPH V CONTE		8			8
Sunset Lake Health and Rehabilitation Center		8			8
ORLANDO HEALTH PHYSICIAN ASSOCIATES		4	4	50%	8
RUSSELL MEDICAL CENTER		7	1	13%	8
COLLIER COUNTY HEALTH DEPT.		4	4	50%	8
AFC URGENT CARE - CEDAR GROVE		8			8
ST CLOUD PHYSICIAN MANAGMENT LLC		7	1	13%	8

COVID-19: testing by laboratory

Data through Jan 27, 2021 verified as of Jan 28, 2021 at 09:25 AM

Data in this report are provisional and subject to change.

The numbers in the table below represent the number of Florida and non-Florida residents for whom test results were received by the Department of Health. A person can be tested by more than one laboratory and can have both positive and negative results. **Therefore, the sum of the numbers in each column will be larger than the total number of people tested.**

Reporting lab	Inconclusive	Negative	Positive	Percent positive	Total
ATLANTIC CONSOLIDATED LABORATORY		8			8
ALLINA HEALTH - ABBOTT NORTHWESTERN HOSPITAL		5	3	38%	8
HUNTINGTON URGENT CARE		8			8
MINUTECLINIC DIAGNOSTIC OF TN PC #320		7	1	13%	8
FLORIDA HOSPITAL PHYSICIAN GROUP		3	5	63%	8
WATERFORD AT CREEKSIDE, THE			8	100%	8
ST. JOSEPH HOSPITAL AND HEALTH CARE INC.			8	100%	8
HARBORCHASE OF DR PHILLIPS		7	1	13%	8
FLORIDA HEART AND VASCULAR MULTISPECIALTY GROUP		8			8
GENEUS DIAGNOSTICS			8	100%	8
BENSONHURST URGENT CARE		8			8
URGENT MEDICAL CENTER INC		2	6	75%	8
MONTEFIORE MEDICAL CENTER LABORATORIES - NORTH		8			8
MEDEXPRESS URGENT CARE - BENTON HARBOR		8			8
DEPARTMENT OF HEALTH- CITRUS COUNTY		1	7	88%	8
MEDICANA NURSING AND REHAB CENTER			8	100%	8
MINUTE CLINIC DIAGNOSTIC OF VIRGINIA, LLC		8			8
MINUTE CLINIC LLC #5733		8			8
FAMILY PRACTICE OF DAVIE INC			8	100%	8
HEALTHMARK REGIONAL HOSPITAL LAB		4	4	50%	8
ESTATES MEDICAL CENTER INC			8	100%	8
CLINIC OF PEDIATRICS & GI MEDICINE INC			8	100%	8
BAPTIST OUTPATIENT			8	100%	8
INDIANA STATE DEPARTMENT OF HEALTH		1	7	88%	8
MEDEXPRESS URGENT CARE-LATROBE		8			8
FOUNTAINVIEW BY FIVE STAR QUALITY CARE		7	1	13%	8
MAGNOLIA PEDIATRICS GROUP LLC			8	100%	8
CONSULATE HEALTH CARE		7	1	13%	8
PUTNAM COUNTY EMERGENCY RESCUE SERVICE		5	3	38%	8
PENSACOLA CLUSTER			8	100%	8
ORMOND BEACH CENTRA CARE			8	100%	8
SARASOTA - ROBERT L TAYLOR COMMUNITY CENTER		1	7	88%	8
DOCTOR'S IN HOUSE LAB			8	100%	8
ST ANTHONY'S HOSP PATIENT CARE SERVICE			8	100%	8
CARROLL GARDENS URGENT CARE		8			8
VIGILINT HEALTHCARE		5	3	38%	8
EXECUTIVE MEDICAL SERVICES		8			8
WILTON MANORS HEALTH & REHABILITATION CENTER			8	100%	8
ABBOTT DIAGNOSTICS			8	100%	8
THE WOLFF CENTER FOR CHILD & ADOLESCENT HEALTH			8	100%	8
CIGNA ONSITE HEALTH LLC		2	6	75%	8
SIDDH INC DBA SAN CARLOS PHARMACY		6	2	25%	8
PALM BEACH CDH - DELRAY BEACH			8	100%	8
CIAN DIAGNOSTICS			8	100%	8
DOH-TAMPA BRANCH LABORATORY (MLK BLVD)		4	4	50%	8
JX REF LAB			8	100%	8
WHITE SANDS OUTPATIENT SERVICES (WSOP SERVICES LLC		8			8

COVID-19: testing by laboratory

Data through Jan 27, 2021 verified as of Jan 28, 2021 at 09:25 AM

Data in this report are provisional and subject to change.

The numbers in the table below represent the number of Florida and non-Florida residents for whom test results were received by the Department of Health. A person can be tested by more than one laboratory and can have both positive and negative results. **Therefore, the sum of the numbers in each column will be larger than the total number of people tested.**

Reporting lab	Inconclusive	Negative	Positive	Percent positive	Total
ROSECASTLE			8	100%	8
SOMA MEDICAL CENTER # 4		2	6	75%	8
DORAL URGENT CARE			8	100%	8
NITIN BAWA PROFESSIONAL ASSOCIATES			8	100%	8
PASSPORT HEALTH			8	100%	8
ST CHARLES HOSPITAL LABORATORY		8			8
SURGOINSVILLE PHARMACY		8			8
Manor Care of Dunedin		6	2	25%	8
CVS MINUTE CLINIC DIAGNOSTIC PA		6	2	25%	8
LIFE'S SPECIAL MOMENTS INC		8			8
FLORIDA CLINICAL LAB		1	7	88%	8
GENE STREET LABORATORIES, LLC		6	2	25%	8
CHILDREN'S HEALTHCARE OF ATLANTA/EGLESTON		8			8
GULF COAST MEDICAL GROUP		2	6	75%	8
HEALTHPARK MEDICAL CTR NURSING SVC		8			8
RIVER OAKS TREATMENT CENTER			7	100%	7
GEORGE W FERGUSON MD-CONCIERGE MEDICAL SERVICES PL		6	1	14%	7
TRUE HEALTH		5	2	29%	7
WYOMING COUNTY COMMUNITY HOSPITAL LABORATORY		7			7
TRUE HEALTH DIAGNOSTICS		1	6	86%	7
ROSEMONT GARDENS INC		7			7
CARENOW URGENT CARE-GREEN HILLS		7			7
MORTON PLANT NORTH BAY HOSPITAL			7	100%	7
MINUTECLINIC DIAGNOSTIC OF TN, PC 4992		7			7
MINUTECLINIC DIAGNOSTIC OF TN, PC 6438		5	2	29%	7
NOVANT HEALTH INPATIENT CARE		2	5	71%	7
MINUTECLINIC DIAGNOSTIC OF TN PC #6415		6	1	14%	7
ALLEGRO - TAMPA	1	4	2	29%	7
PALM POINT BEHAVIORAL HEALTH		7			7
MINUTECLINIC, LLC #4230		6	1	14%	7
DOCTORS CLINICAL LABORATORY, INC		5	2	29%	7
SOUTH CAROLINA DEPARTMENT OF HEALTH			7	100%	7
MINUTECLINIC DIAGNOSTIC OF NORTH		7			7
CVS MINUTE CLINIC DIAGNOSTIC OF TEXAS,LLC		5	2	29%	7
LAB UNKNOWN		6	1	14%	7
HOLY GARDEN ALF, INC.		7			7
MEDEXPRESS URGENT CARE - BEECH GROVE		6	1	14%	7
MINUTECLINIC DIAGNOSTIC OF MINNESOTA		7			7
MC DIAGNOSTIC OF CONNECTICUT, PC #1960		7			7
WILDLIGHT LAB			7	100%	7
VITAS HEALTHCARE CORPORATION OF FL			7	100%	7
SEA LEVEL LABS			7	100%	7
COMMUNITY MEDICAL AND DENTAL CARE INC		7			7
CORAL LANDING ASSISTED LIVING		5	2	29%	7
MEDEXPRESS ELKINS		7			7
HEALTH NETWORK LABORATORIES		6	1	14%	7
LAKE CO SCHOOLS EMPLOYEE HEALTH & WELLNESS CENTER	1	5	1	14%	7

COVID-19: testing by laboratory

Data through Jan 27, 2021 verified as of Jan 28, 2021 at 09:25 AM

Data in this report are provisional and subject to change.

The numbers in the table below represent the number of Florida and non-Florida residents for whom test results were received by the Department of Health. A person can be tested by more than one laboratory and can have both positive and negative results. **Therefore, the sum of the numbers in each column will be larger than the total number of people tested.**

Reporting lab	Inconclusive	Negative	Positive	Percent positive	Total
ORLANDO MEDICAL CENTER PL			7	100%	7
CVS MINUTE CLINIC DIAGNOSTIC OF VIRGINIA		7			7
Thermopolis Rehabilitation Wellness		7			7
Grand Villa of Dunedin		1	6	86%	7
SOUTH COM HEALTH CLINIC, DEPT. OF THE ARMY		7			7
GENTRY PARK ORLANDO ASSISTED LIVING		6	1	14%	7
BASSETTI MEDICAL RESEARCH INC		5	2	29%	7
Rosewood Healthcare and Rehabilitation Center		5	2	29%	7
LAWTON CHILES HEALTH CENTER		1	6	86%	7
LEE COUNTY HEALTH DEPARTMENT		4	3	43%	7
ILLINOIS DEPARTMENT OF PUBLIC HEALTH			7	100%	7
UF HEALTH			7	100%	7
IGENEX INC		7			7
MADISON COUNTY HEALTH DEPARTMENT		5	2	29%	7
CVS PHARMACY #8800		5	2	29%	7
VERMONT DEPARTMENT OF HEALTH		1	6	86%	7
FLORIDA CENTER FOR DERMATOLOGY LABORATORY			7	100%	7
LYNMOORE,THE		7			7
KEYSTONE PLACE AT NAPLES PRESERVE		4	3	43%	7
MEDEXPRESS URGENT CARE-DUBOIS		7			7
KEY TRAINING CENTER			7	100%	7
SONORA QUEST LABORATORIES			7	100%	7
QUE		4	3	43%	7
FLORIDA DIGESTIVE AND LIVER SPECIALIST		7			7
MERCY HEALTH—MUSKEGON		6	1	14%	7
BROOKDALE LAKE ORIENTA			7	100%	7
FLORIDA HOSPITAL KISSIMMEE		4	3	43%	7
SUPERIOR RESIDENCES AT CALA HILLS		7			7
BAYFRONT MEDICAL			7	100%	7
LEPE'S HOUSE			7	100%	7
MEDEXPRESS URGENT CARE - FAYETTEVILLE		5	2	29%	7
HEARTLAND PEDIATRICS OF LAKE PLACID			7	100%	7
BRADENTON PHYSICIANS MEDICAL CENTER			7	100%	7
ST VINCENT'S ST CLAIR		4	3	43%	7
PBC FOUND CARE INC			7	100%	7
IRL MARKET LAB			7	100%	7
MIAMI COMPREHENSIVE MEDICINE GROUP PA		4	3	43%	7
HEALTHWORKS MED GROUP OF FLORIDA PA		2	5	71%	7
HEALTH CARE LABORATORY SERVICES		1	6	86%	7
NEW YORK PRESBYTERIAN - LOWER MANHATTAN		7			7
NORTHSIDE HOSPITAL		2	5	71%	7
MULBERRY CARE CENTER		4	3	43%	7
CARENOW URGENT CARE-MADISON		7			7
DIAGNOSTIC CLINIC		6	1	14%	7
ST VINCENT'S CHILTON		5	2	29%	7
A LILIKO'I PHARMACY LLC		7			7
ACCESS HOME HEALTH OF FLORIDA LLC		7			7

COVID-19: testing by laboratory

Data through Jan 27, 2021 verified as of Jan 28, 2021 at 09:25 AM

Data in this report are provisional and subject to change.

The numbers in the table below represent the number of Florida and non-Florida residents for whom test results were received by the Department of Health. A person can be tested by more than one laboratory and can have both positive and negative results. **Therefore, the sum of the numbers in each column will be larger than the total number of people tested.**

Reporting lab	Inconclusive	Negative	Positive	Percent positive	Total
UNIVERSITY OF WASHINGTON MEDICAL CENTER			7	100%	7
KENDALL REGIONAL MEDICAL CNTR			7	100%	7
MINUTECLINIC, LLC, DBA MINUTECLINIC #6106		5	2	29%	7
MEDEXPRESS URGENT CARE - SALEM		3	4	57%	7
ST JUDE LABORATORIES		5	2	29%	7
VIERA FAMILY MEDICINE AND WELLNESS		4	3	43%	7
KANSAS DEPARTMENT OF HEALTH		2	5	71%	7
MEDEXPRESS URGENT CARE, JOHNSTOWN		6	1	14%	7
DEBARY HEALTH AND REHABILITATION CENTER		6	1	14%	7
BAPTIST PEDIATRICS		6	1	14%	7
CARESOUTH HHA HOLDINGS OF TALLAHASSEE LLC		7			7
AVON PARK PEDIATRICS			7	100%	7
HOPE HEALTHCARE		7			7
SCHOOL OF PHARMACY AND PHARMACEUTICAL		7			7
DALLAS COUNTY HEALTH AND HUMAN SERVICES			7	100%	7
FLORIDA DEPARTMENT OF HEALTH WASHINGTON COUNTY		3	4	57%	7
BELLE GLADES HEALTH CLINIC			7	100%	7
MEDEXPRESS URGENT CARE - MAPLE DRIVE		7			7
Ocoee Health Care Center		7			7
ECLRS		2	5	71%	7
MAGNOLIA DIAGNOSTICS, LLC		3	4	57%	7
MEDICINE AT LONGWOOD		7			7
MOBILE RESPONSE DIAGNOSTICS LLC		6	1	14%	7
ABBAY MANOR RETIREMENT RESIDENCE INC		7			7
PEDIATRICS OF CENTRAL FLORIDA		5	2	29%	7
BAYCARE MEDICAL GROUP		1	6	86%	7
MINUTECLINIC DIAGNOSTIC OF TN PC #386		7			7
FLORIDA CANCER SPECIALISTS & RESEARCH INSTITUTE		6	1	14%	7
ST JOSEPHS HOSPITAL SOUTH HOSPITAL			7	100%	7
DOCTOR'S IN-HOUSE LAB/COMMUNITY HEALTH CENTERS OF PINELLAS –PINELLAS P			7	100%	7
FLORIDA MEDICAL CL ODOM TPA		4	3	43%	7
OCALA FAMILY MEDICAL CENTER		7			7
BROOKDALE SOUTHPOINT			7	100%	7
STAT MEDICAL CLINIC III INC		5	2	29%	7
EMBRY-RIDDLE AERONAUTICAL UNIVERSITY HEALTH			7	100%	7
PALM BAY URGENT CARE PL		1	6	86%	7
CVS NC187POCT CHARLOTTE		7			7
SOUTH FLORIDA ENT ASSOCIATES, INC			7	100%	7
RIVERVIEW REGIONAL MEDICAL CENTER		6	1	14%	7
NORTON HEALTHCARE			7	100%	7
FLORIDA HOSPITAL WINTER PARK		6	1	14%	7
JUPITER ISLAND PUBLIC SAFETY		5	2	29%	7
JACKSON CLINIC PA,THE		3	4	57%	7
MONTEFIORE NYACK HOSPITAL AFFILIATED LABORATORY		7			7
FAST PACE MEDICAL CLINIC PLLC		5	2	29%	7
MEDLABS DIAGNOSTICS		7			7
PENINSULA CARE AND REHABILITATION CENTER			7	100%	7

COVID-19: testing by laboratory

Data through Jan 27, 2021 verified as of Jan 28, 2021 at 09:25 AM

Data in this report are provisional and subject to change.

The numbers in the table below represent the number of Florida and non-Florida residents for whom test results were received by the Department of Health. A person can be tested by more than one laboratory and can have both positive and negative results. **Therefore, the sum of the numbers in each column will be larger than the total number of people tested.**

Reporting lab	Inconclusive	Negative	Positive	Percent positive	Total
URGENT TEAM - MUSCLE SHOALS		6			6
FLORIDA WOMAN CARE LABORATORY			6	100%	6
MEDEXPRESS URGENT CARE - STAUNTON		2	4	67%	6
SUFFRIDGE DRIVE GROUP HOME		6			6
WATAUGA MEDICAL CENTER		4	2	33%	6
FLORIDA SCHOOL FOR THE DEAF AND THE BLIND			6	100%	6
CAPITAL HEALTH PLAN LABORATORIES			6	100%	6
COMMUNITY HOME HEALTH CARE		6			6
CAMELLIA AT DEERWOOD		2	4	67%	6
OPTUM SILVER LAKES			6	100%	6
MEDICAL CENTER AT OCEAN REEF		1	5	83%	6
AMERICAN EAGLE LEESBURG AL LLC DBA VISTA LAKE			6	100%	6
TAMIAMI LAB MILLENIUM			6	100%	6
JERSEY SHORE MEDICAL CENTER		6			6
MINUTECLINIC DIAGNOSTIC OF SC, LLC #2		5	1	17%	6
THE CLINIC PREMISE HEALTH			6	100%	6
PROHEALTH MED		1	5	83%	6
CITIZENS BAPTIST MEDICAL CENTERS LAB		5	1	17%	6
LONGWOOD PEDIATRICS LLC			6	100%	6
SOUTHEASTERN DERMATOLOGY GROUP PA		5	1	17%	6
MINUTE CLINIC		1	5	83%	6
NORTHERN DUTCHESS HOSPITAL LABORATORY		5	1	17%	6
ETHOS LABORATORIES		6			6
ORLANDO FAMILY MEDICAL INC		6			6
ATMORE NURSING CENTER		5	1	17%	6
MERCY COLLEGE HEALTH OFFICE		6			6
CAREWELL 301 - WARWICK			6	100%	6
MINUTECLINIC DIAGNOSTIC OF TEXAS		5	1	17%	6
MINUTE-CLINIC DIAGNOSTIC OF VIRGINIA		5	1	17%	6
PENN MEDICINE PRINCETON MEDICAL CENTER		6			6
ADVENT HEALTH APOPKA		2	4	67%	6
SOUTHEASTERN PEDIATRIC ASSOCIATES			6	100%	6
ST VINCENT'S URGENT CARE		5	1	17%	6
NORTHEAST ALABAMA REGIONAL MEDICAL CENTER		3	3	50%	6
MEDEXPRESS URGENT CARE - MIDLOTHIAN		6			6
SENIOR LIVING IV SUN CITY LLC		5	1	17%	6
BAY COUNTY HEALTH DEPARTMENT		6			6
Florida Clinical Laboratory		1	5	83%	6
NEWPATH DIAGNOSTICS		4	2	33%	6
VIBRANT AMERICA		4	2	33%	6
BERRYHILL MANOR		6			6
CLEARWATER PEDIATRIC CARE		1	5	83%	6
DOH JACKSONVILLE CENTRAL LABORATORY		3	3	50%	6
MINUTECLINIC DIAGNOSTIC OF NEW JERSEY, LLC # 7069		6			6
MINUTECLINIC, LLC #244		5	1	17%	6
MEDEXPRESS URGENT CARE - SWANSEA, N ILLINOIS ST		5	1	17%	6
CAPE CORAL URGENT CARE		3	3	50%	6

COVID-19: testing by laboratory

Data through Jan 27, 2021 verified as of Jan 28, 2021 at 09:25 AM

Data in this report are provisional and subject to change.

The numbers in the table below represent the number of Florida and non-Florida residents for whom test results were received by the Department of Health. A person can be tested by more than one laboratory and can have both positive and negative results. **Therefore, the sum of the numbers in each column will be larger than the total number of people tested.**

Reporting lab	Inconclusive	Negative	Positive	Percent positive	Total
MEDEXPRESS URGENT CARE - MT LEBANON		4	2	33%	6
LOUISIANA DEPT OF HEALTH			6	100%	6
CVS MINUTE CLINIC DIAGNOSTIC MED GRP OF SAN		4	2	33%	6
UNILAB OF DADE INC			6	100%	6
LAKE CONWAY URGENT CARE LLC		2	4	67%	6
CAPRONA GROUP HOME			6	100%	6
CVS MINUTE CLINIC DIAGNOSTIC OF TN #6044		6			6
CITRUS CARE CLINIC			6	100%	6
INSPIRED LIVING AT PALM BAY		6			6
XPRESS URGENT CARE LLC		6			6
THE VILLAGES REGIONAL HOSPITAL FREESTANDING		3	3	50%	6
MINUTECLINIC, LLC #05038		6			6
YAZJI PEDIATRIC CARE LLC DBA TUKA PEDIATRICS			6	100%	6
GLEN FALLS HOSPITAL DEPARTMENT OF PATHOLOGY		6			6
OSWEGO HOSPITAL LABORATORY		6			6
TIMBER CREEK PEDIATRICS		6			6
CARENOW URGENT CARE-SOUTHLAKE			6	100%	6
AMERICAN HOUSE FORT MYERS		6			6
MINUTECLINIC DIAGNOSTIC OF NEW MEXICO		6			6
CURATIVE CARE CENTER INC		1	5	83%	6
ST LUKES ROOSEVELT LABORATORY		6			6
BROWARD COUNTY HEALTH DEPT.			6	100%	6
CITYMD		1	5	83%	6
BROWARD TRANSITIONAL CENTER			6	100%	6
PATHGROUP LABS, LLC		4	2	33%	6
MANATEE PEDIATRICS			6	100%	6
Floralia Health and Rehabilitation, LLC		6			6
MEDEXPRESS URGENT CARE-PETERS TWP		5	1	17%	6
OCEAN REEF MEDICAL CENTER, LLC			6	100%	6
SAINT PETER'S UNIVERSITY HOSPITAL		6			6
TEXAS MEDCLINIC			6	100%	6
BROOKDALE CLERMONT			6	100%	6
JOHN W NORRIS III MD PA			6	100%	6
Northwell Lab		2	4	67%	6
BAYCARE ALLIANT HOSPITAL			6	100%	6
MINUTECLINIC, LLC, MINUTECLINIC #7637		4	2	33%	6
VITAS HEALTH INC			6	100%	6
EL PARAISO HOME INC		6			6
PANCARE HEALTH - HOSFORD SCHOOL			6	100%	6
METHODIST HOSPITAL			6	100%	6
BETH ISRAEL DEACONESS MEDICAL CENTER			6	100%	6
COLLIER HMA PHYSICIAN MANAGEMENT, LLC			6	100%	6
FLORIDA HOSPITAL APOPKA		5	1	17%	6
PEDIATRICS URGENT CARE, LLC			6	100%	6
NORTH FLORIDA PEDIATRICS JASPER			6	100%	6
MEDEXPRESS URGENT CARE - BATTLE CREEK		4	2	33%	6
NORTHDALE REHABILITATION CENTER			6	100%	6

COVID-19: testing by laboratory

Data through Jan 27, 2021 verified as of Jan 28, 2021 at 09:25 AM

Data in this report are provisional and subject to change.

The numbers in the table below represent the number of Florida and non-Florida residents for whom test results were received by the Department of Health. A person can be tested by more than one laboratory and can have both positive and negative results. **Therefore, the sum of the numbers in each column will be larger than the total number of people tested.**

Reporting lab	Inconclusive	Negative	Positive	Percent positive	Total
CHILDREN'S HOSPITAL OF PHILADELPHIA		5	1	17%	6
MED TECH SERVICES OF PALM BEACH INC		6			6
DR PHILLIPS MEDICAL WELLNESS CENTER		6			6
SIMEDHEALTH LLC		2	4	67%	6
MIAMI BEACH COMMUNITY HEALTH CENTER INC			6	100%	6
JOHNS HOPKINS ALL CHILDRENS			6	100%	6
HILA BECKERMAN MD LLC		6			6
PARRISH HEALTH CENTER		5	1	17%	6
NOT INDICATED		1	5	83%	6
FLORIDA MEDICAL SPECIALISTS		2	4	67%	6
DYNAMIC HEALTH CENTERS INC		2	4	67%	6
THE PALMS REHABILITATION AND HEALTHCARE CENTER		5	1	17%	6
ST. CLOUD PHARMACY AND WELLNESS CENTER		3	3	50%	6
MINUTECLINIC DIAGNOSTIC OF TN PC #242		4	2	33%	6
ASCENSION ST VINCENT'S CLAY COUNTY			6	100%	6
CARE ATC - CITY OF BOYNTON BEACH		2	4	67%	6
MINUTECLINIC DIAGNOSTIC OF RHODE ISLAND		4	2	33%	6
MINUTECLINIC DIAGNOSTICS OF IND, LLC		6			6
THE WINDSOR OF OCALA		2	4	67%	6
FHPG_EXP CARE W HILLSBOROUGH			6	100%	6
BOCA VIPEDIATRICS			6	100%	6
ENIGMA DIAGNOSTIC, INC.			6	100%	6
MC DIAGNOSTIC OF CONNECTICUT , PC # 3		4	2	33%	6
FIRST COAST CARDIOVASCULAR INSTITUTE PA			6	100%	6
MEDEXPRESS URGENT CARE - RICHMOND, NINE MILE RD		5	1	17%	6
PARTNERS PHARMACY OF FLORIDA LLC		6			6
AVANTE AT ORMOND BEACH INC			6	100%	6
RICH STREET GROUP HOME			6	100%	6
PALMS, THE		6			6
PRESBYTERIAN HOME		6			6
GRAND VILLA OF ENGLEWOOD		2	4	67%	6
MINUTECLINIC INCORPORATE, LLC		4	2	33%	6
GRACE REHABILITATION CENTER OF VERO BEACH		4	2	33%	6
WESTPAC LABS INC			6	100%	6
MINUTECLINIC DIAGNOSTIC OF PA, LLC (1036)		5	1	17%	6
TAMPA URGENT CARE			6	100%	6
Conway Lakes Health and Rehabilitation Center		6			6
MINUTECLINIC, LLC, #4160		3	3	50%	6
Grand Villa of Clearwater		4	2	33%	6
PR HEALTH		1	5	83%	6
PENSACOLA PEDIATRICS MILTON			6	100%	6
MEDEXPRESS URGENT CARE - HOT SPRINGS		6			6
PUBLIC HEALTH LAB		6			6
CONCENTRA			6	100%	6
MINUTECLINIC DIAGNOSTIC OF TN PC #6435		6			6
OPTUM PRIMARY CARE - FOUNTAIN OAKS		2	4	67%	6
CVS MINUTE CLINIC DIAGNOSTIC OF NEW JERSEY		6			6

COVID-19: testing by laboratory

Data through Jan 27, 2021 verified as of Jan 28, 2021 at 09:25 AM

Data in this report are provisional and subject to change.

The numbers in the table below represent the number of Florida and non-Florida residents for whom test results were received by the Department of Health. A person can be tested by more than one laboratory and can have both positive and negative results. **Therefore, the sum of the numbers in each column will be larger than the total number of people tested.**

Reporting lab	Inconclusive	Negative	Positive	Percent positive	Total
MINUTECLINIC DIAGNOSTIC OF NORTH CAROLINA, PC		5	1	17%	6
UNILAB		2	4	67%	6
AARK LABORATORY		6			6
PRIMARY CARE WALK IN CLINIC PLLC			6	100%	6
MIAMI RESCUE MISSION CLINIC INC			6	100%	6
PALMETTO HEALTH ALLIANCE		3	3	50%	6
LUMADOC HEALTH		4	2	33%	6
MEDEXPRESS URGENT CARE - ELM GROVE		5	1	17%	6
FLORIDA MEDICAL CLINIC IM MLK		6			6
INTERNAL MEDICINE LIPID AND WELNNESS PRACTICE			6	100%	6
ARLINGTON OF NAPLES		6			6
UT MEMPHIS UNIVERSITY HEALTH SERVICES			6	100%	6
MEDEXPRESS URGENT CARE-PITTSFIELD		6			6
KINDRED HOSPITAL OCALA		4	2	33%	6
RIVER CITY PRIMARY AND URGENT CARE			6	100%	6
CARENOW URGENT CARE-DONELSON		4	2	33%	6
GENETIC TECHNOLOGICAL INNOVATIONS			6	100%	6
KESHAV RX LLC		6			6
UW MEDICINE VIROLOGY LAB			5	100%	5
Parkside Villa		5			5
SUTTER TRACY COMMUNITY HOSPITAL			5	100%	5
NORTH SHORE HEMATOLOGY-ONCOLOGY ASSOCIATES, PC		5			5
MINUTE CLINIC DIAGNOSTIC OF SOUTH CAROLINA		4	1	20%	5
BAYSHORE LABORATORY		4	1	20%	5
OPTUMCARE FLORIDA, LLC		3	2	40%	5
SOUTHERN OCEAN MEDICAL CENTER		5			5
MINUTECLINIC DIAGNOSTIC OF LOUISIANA,		4	1	20%	5
MINUTECLINIC DIAGNOSTIC OF PENNSYLVANIA, LLD #1545		5			5
JUPITER ISLAND MEDICAL CLINIC INC		5			5
MOUNT SINAI BROOKLYN LABORATORY		4	1	20%	5
BETHESDA COMMUNITY HEALTH CENTER			5	100%	5
FLORIDA HOSPITAL LAKE MARY		5			5
TERRACINA LLC			5	100%	5
KETTERING HEALTH			5	100%	5
WOODHULL MEDICAL AND MENTAL HEALTH CTR		5			5
PHYSICIANS URGENT CARE BERRY FARMS		4	1	20%	5
MINUTE CLINIC DIAGNOSTIC OF MICHIGAN PC		5			5
MINUTECLINIC MINUTECLINIC #8505		3	2	40%	5
WESTMINSTER SHORES			5	100%	5
XRL SXF REF LAB		5			5
LEE MEMORIAL HEALTH SYSTEM		2	3	60%	5
UCF STUDENT HEALTH SERVICES LABORATORY		2	3	60%	5
MANATEE COUNTY JAIL		4	1	20%	5
MEDEXPRESS URGENT CARE - IRVING		5			5
INFECTION CONTROL/ EMPHEALTH		3	2	40%	5
UNIVERSITY OF CHICAGO MEDICAL CENTER LAB			5	100%	5
MIAMI CANCER INSTITUTE			5	100%	5

COVID-19: testing by laboratory

Data through Jan 27, 2021 verified as of Jan 28, 2021 at 09:25 AM

Data in this report are provisional and subject to change.

The numbers in the table below represent the number of Florida and non-Florida residents for whom test results were received by the Department of Health. A person can be tested by more than one laboratory and can have both positive and negative results. **Therefore, the sum of the numbers in each column will be larger than the total number of people tested.**

Reporting lab	Inconclusive	Negative	Positive	Percent positive	Total
LIVING WATERS MEDICAL CENTER			5	100%	5
MINUTE CLINIC DIAGNOSTIC OF NORTH CAROLINA		5			5
CVS SC7556POCT WEST COLUMBIA		5			5
OMNICARE PHARMACY OFTEXAS 1, LP DBA OMNICARE		5			5
PREMIER FAMILY HEALTH PA			5	100%	5
NEW HAMPSHIRE DEPARTMENT OF HEALTH AND HUMAN SERVICES		3	2	40%	5
MINUTECLINIC, LLC #1586		3	2	40%	5
HUNTERS CREEK PEDIATRICS		5			5
FLORIDA PREMIER MEDICAL CARE PA			5	100%	5
PUTNAM HOSPITAL CENTER LABORATORY		5			5
MD NOW MEDICAL CENTER INC			5	100%	5
CVS MINUTE CLINIC DIAGNOSTIC		4	1	20%	5
LAKE COUNTY DETENTION CENTER		3	2	40%	5
MEDEXPRESS URGENT CARE-NESHANNOCK TWP		4	1	20%	5
SOMA MEDICAL CENTER MD PA #7 PEDIATRICS			5	100%	5
GUTHRIE MEDICAL GROUP LABORATORIES		5			5
VIERA PEDIATRICS		1	4	80%	5
UHEALTH UNIVERSITY OF MIAMI			5	100%	5
HOLLY HILL HOME INFUSION SERVICE		5			5
FLORIDA DEPARTMENT OF HEALTH - INVERNESS		3	2	40%	5
LABS PLUS LLC		5			5
MEDEXPRESS URGENT CARE - CLARKSBURG		5			5
BOROPARK URGENT CARE		4	1	20%	5
CVS NC3516POCT WINSTON SALEM		5			5
SANFORD PEDIATRIC ASSOCIATES, PA		3	2	40%	5
Fouraker Hills Rehab and Nursing			5	100%	5
COPELAND MEDICAL CLINIC		3	2	40%	5
LONG ISLAND JEWISH FOREST HILLS HOSPITAL		5			5
NORTH PINELLAS CHILDRENS MEDICAL CENTER INC			5	100%	5
INTERNAL MEDICINE & PRIMARY CARE ASSOCIATES, PLC			5	100%	5
RUSH UNIVERSITY MEDICAL CENTER LABORATORY			5	100%	5
MINUTECLINIC DIAGNOSTIC OF GEORGIA, LL		5			5
MEDEXPRESS URGENT CARE MURRYSVILLE		3	2	40%	5
THE UNIVERSITY OF VERMONT MEDICAL CENTER		4	1	20%	5
NOVANT HEALTH UVA		2	3	60%	5
VENICE GREEN VILLAGE		3	2	40%	5
PM PEDIATRICS OF BAYSIDE PLLC		5			5
KIMBERLY J HENDERSON MD PC		4	1	20%	5
MEDEXPRESS URGENT CARE-MUNCIE		5			5
EAST BANK HOSPITAL - UNIVERSITY OF MINNESOTA MEDICAL CENTER			5	100%	5
MINUTECLINIC MINUTECLINIC #4977		3	2	40%	5
COMMONS AT ORLANDO LUTHERAN TOWERS SNF			5	100%	5
MEDEXPRESS URGENT CARE - WILLIAMSPORT		4	1	20%	5
CDRX INFUSION			5	100%	5
HENDRY REGIONAL CONVENIENT CARE CENTER			5	100%	5
NIGHT LITE PEDIATRICS CENTER		1	4	80%	5
ST JOSEPH WOMENS HOSPITAL			5	100%	5

COVID-19: testing by laboratory

Data through Jan 27, 2021 verified as of Jan 28, 2021 at 09:25 AM

Data in this report are provisional and subject to change.

The numbers in the table below represent the number of Florida and non-Florida residents for whom test results were received by the Department of Health. A person can be tested by more than one laboratory and can have both positive and negative results. **Therefore, the sum of the numbers in each column will be larger than the total number of people tested.**

Reporting lab	Inconclusive	Negative	Positive	Percent positive	Total
NELSON BIOLOGICAL			5	100%	5
APOLLO GARDENS RETIREMENT RESIDENCE CARE		5			5
MEDEXPRESS URGENT CARE PORT HURON		4	1	20%	5
CVS MO8590POCT KANSAS CITY		1	4	80%	5
Avalon Healthcare and Rehabilitation Center			5	100%	5
DOTHAN WEST FAMILY MEDICINE		3	2	40%	5
DEPARTMENT OF HEALTH AND HUMAN SERVICES LANSING			5	100%	5
QUINTON MEMORIAL HEALTH CARE CENTER		5			5
REMISE OCCUPATIONAL HEALTH SOLUTIONS INC			5	100%	5
WAKEMED		1	4	80%	5
ACCENTCARE		5			5
KEYSTONE REHABILITATION AND HEALTH CENTER		1	4	80%	5
COMMUNITY HEALTH OF SOUTH FLORIDA			5	100%	5
BRIDGE DIAGNOSTICS			5	100%	5
BAPTIST HEALTH - TOWN CENTER			5	100%	5
VAIL VALLEY MEDICAL CENTER			5	100%	5
INNOVATIVE COVID-DIVERSEY			5	100%	5
EASTCHESTER PEDIATRIC MEDICAL GROUP		5			5
SHEEPSHEAD BAY URGENT CARE		5			5
ST. LUCIE COUNTY HEALTH DEPARTMENT		4	1	20%	5
CARL R DARNALL ARMY MEDICAL CENTER			5	100%	5
PRECISION DIAGNOSTICS INC - NJ		5			5
ALL CHILDREN'S HOSPITAL DEPT OF GENERAL PEDIATRICS			5	100%	5
COLUMBIA MEMORIAL HOSPITAL LABORATORY		5			5
HILLSBOROUGH COUNTY HEALTH DEPARTMENT			5	100%	5
CVA MINUTE CLINIC DIAGNOSTIC OF VIRGINIA, LLC		5			5
FHMG_FM AND IM AVALON PARK		1	4	80%	5
TULLAHOMA HMA, LLC		4	1	20%	5
BAYSHORE POINTE NURSING AND REHAB CENTER			5	100%	5
AMERICAN MEDICAL RESPONSE - DENVER		2	3	60%	5
BROWNE MEDICAL		5			5
NORTHSIDE HOSPITAL ATLANTA		3	2	40%	5
AVALON MEDICAL WALK IN CLINIC			5	100%	5
UNIVERSITY OF MIAMI MILLER SCHOOL OF MEDICINE			5	100%	5
MAXHEALTH		4	1	20%	5
MINUTECLINIC DIAGNOSTIC OF NEW JERSEY,		5			5
MCR HEALTH LAWTON CHILES ADMINISTRATION STE A		1	4	80%	5
INDIAN RIVER PRIMARY CARE PA		5			5
URGENT CARE OF ERWIN		5			5
MEDEXPRESS URGENT CARE - HUNTINGTON WE		5			5
LAKE MARY HEALTH AND REHABILITATION CENTER		1	4	80%	5
CRESTWOOD MEDICAL CENTER		4	1	20%	5
CVS CA9165POCT SAN DIEGO		5			5
NORTH DADE NURSING AND REHABILITATION CENTER			5	100%	5
NORTHPORT MEDICAL CENTER LAB		5			5
URGENT CARE OF LONGWOOD			5	100%	5
RELIANT IMMUNE DIAGNOSTICS			5	100%	5

COVID-19: testing by laboratory

Data through Jan 27, 2021 verified as of Jan 28, 2021 at 09:25 AM

Data in this report are provisional and subject to change.

The numbers in the table below represent the number of Florida and non-Florida residents for whom test results were received by the Department of Health. A person can be tested by more than one laboratory and can have both positive and negative results. **Therefore, the sum of the numbers in each column will be larger than the total number of people tested.**

Reporting lab	Inconclusive	Negative	Positive	Percent positive	Total
PEDIATRIC URGENT HEALTH CARE			5	100%	5
JOE DIMAGGIO CHILDREN'S HOSPITAL		1	4	80%	5
EGL GENETICS DIAGNOSTICS			5	100%	5
URGENT MED INC		3	2	40%	5
ST. PETERSBURG PEDIATRICS			5	100%	5
UPMC HEALTH SYSTEM		4	1	20%	5
MINUTECLINIC DIAGNOSTIC OF ILLINOIS LL		5			5
PRECISION LABS LLC		2	3	60%	5
LAKE NONA PEDIATRICS IN ASSOCIATION WITH NEMOURS		5			5
CULINARY INSTITUTE OF AMERICA STUDENT	3	2			5
GULF COAST VETERANS HCS PANAMA CITY OPC		5			5
MINUTECLINIC DIAG OF IND LLC #6998		4	1	20%	5
DOCTORS EXPRESS OF ST PETERSBURG			5	100%	5
WEEMS MEDICAL CENTERS		2	3	60%	5
HEALTH AND WELLNESS CENTER			5	100%	5
ALPHADERA LABS, LLC			5	100%	5
BRILLIANCE ASSISTED LIVING			5	100%	5
Lehigh Acres Health and Rehabilitation			5	100%	5
OKLAHOMA STATE DEPARTMENT OF HEALTH-PUBLIC HEALTH LABORATORY			5	100%	5
PEDIATRICS OF CENTRAL FLORIDA - POINCIANA		3	2	40%	5
MEDEXPRESS URGENT CARE - STATE COLLEGE		4	1	20%	5
APEX HOME HEALTH CARE		4	1	20%	5
SOMA MEDICAL CENTER, PA #4 FLORIDA MANGO			5	100%	5
WHITE WILSON MEDICAL CENTER - FWB		1	4	80%	5
BEACH HOUSE		5			5
COOPER HOSPITAL/UNIVERSITY MEDICAL		5			5
CENTREX CLINICAL LABS INC		5			5
ST JOSEPHS CHILDRENS OUTREACH			5	100%	5
COVID RAPID LABS			5	100%	5
DANIEL M LIBBY MD PLLC		5			5
MINUTECLINIC DIAGNOSTIC OF TN PC #442		4	1	20%	5
WHEELER LABORATORY		4	1	20%	5
ELITE MD GROUP INC		1	4	80%	5
TANNER MEDICAL CENTER EAST AL		5			5
LABCORP UNSPECIFIED		5			5
BOCA BIOLISTICS LLC			5	100%	5
GRAND VILLA OF ORMOND BEACH		3	2	40%	5
Army Residence Community		5			5
CHAMPLAIN VALLEY PHYSICIANS HOSPITAL		3	2	40%	5
CYPRESS CREEK MEDICAL CENTER			5	100%	5
NORTH FLORIDA MEDICAL CENTERS INC		1	4	80%	5
CLEVELAND CLINIC MARTIN HEALTH NURSING & RESTORATIVE		5			5
URGENT TEAM - HUNTSVILLE		4	1	20%	5
MINUTE-CLINIC DIAGNOSTIC OF VIRGINIA, LLC #794		5			5
DR. PHILLIPS MEDICAL WELLNESS CENTER		3	2	40%	5
ORLANDO FAMILY PHYSICIANS			5	100%	5
DELIVER MY MEDS CORP		5			5

COVID-19: testing by laboratory

Data through Jan 27, 2021 verified as of Jan 28, 2021 at 09:25 AM

Data in this report are provisional and subject to change.

The numbers in the table below represent the number of Florida and non-Florida residents for whom test results were received by the Department of Health. A person can be tested by more than one laboratory and can have both positive and negative results. **Therefore, the sum of the numbers in each column will be larger than the total number of people tested.**

Reporting lab	Inconclusive	Negative	Positive	Percent positive	Total
BLOOMINGDALE PEDIATRIC ASSOCIATES PA			5	100%	5
WATERTOWN URGENT CARE PLLC		5			5
UT SOUTHWESTERN MEDICAL CENTER			5	100%	5
MINUTE CLINIC LLC #2775		5			5
MEDEXPRESS URGENT CARE - GLENDALE		5			5
DOCS URGENT CARE		1	4	80%	5
ADVANCED RESEARCH FOR HEALTH IMPROVEMENT		3	2	40%	5
ELLIS HOSPITAL LABORATORY		5			5
KENILWORTH CARE & REHABILITATION CENTER			5	100%	5
MINUTE-CLINIC DIAGNOSTIC OF VIRGINIA, LLC #2003		4	1	20%	5
RIVERVIEW ALF OPERATOR LLC			5	100%	5
FLAGLER HEALTH SERVICES INC			5	100%	5
REHABILITATION CENTER AT JUPITER GARDENS		5			5
ADVENTHEALTH CAR CENTER APOPKA			5	100%	5
MC DIAGNOSTIC OF CONNECTICUT, PC #1966		5			5
ST CLOUD COMPOUNDING PHARMACY & WELLNESS CENTER		5			5
WIREGRASS MEDICAL CENTER			5	100%	5
Life Care Center of Estero			5	100%	5
WEST PACIFIC MEDICAL LABORATORY			5	100%	5
FRUITVILLE URGENT CARE			5	100%	5
HAWTHORNE INN OF LAKELAND		5			5
MEDICAL CENTER OF BLOUNTSTOWN			5	100%	5
FINLAY		1	4	80%	5
Rio Pinar Health Care			5	100%	5
MINUTE CLINIC, LLC #1434		5			5
MEDEXPRESS URGENT CARE MORGANTOWN		5			5
SOUTH FLORIDA FAMILY HEALTH & RESEARCH CTR			5	100%	5
LAKEVIEW TERRACE HOME HEALTH SERVICES LLC			5	100%	5
FAMILY MEDICINE MEDICAL DRIVE		5			5
URGENT CARE COASTAL GA			5	100%	5
GREENVILLE MEMORIAL HOSPITAL LAB			5	100%	5
PHYSICIANS FOR CHILDREN			5	100%	5
DICKSON MEDICAL ASSOCIATES PC PATH LAB		4	1	20%	5
AUGUSTA HEALTH			5	100%	5
CONCENTRA URGENT CARE		1	4	80%	5
PEDIATRICS OF ALTAMONTE		5			5
HNL LAB MEDICINE		3	2	40%	5
MC DIAGNOSTIC OF CONNECTICUT PC #459		5			5
ST JOHNS BIOMEDICAL LAB		5			5
AEL KNOXVILLE			5	100%	5
ATLANTIC COMMUNITY HIGH SCHOOL		4	1	20%	5
MINUTECLINIC, LLC #03965		5			5
Kennedy University Hospital		5			5
CAREHERE LCS- EUSTIS			5	100%	5
FAMILY CARE MEDICAL CENTER			5	100%	5
GUIDEWELL EMERGENCY MEDICINE DOCTORS LLC			5	100%	5
COASTAL COMPLETE CARE			5	100%	5

COVID-19: testing by laboratory

Data through Jan 27, 2021 verified as of Jan 28, 2021 at 09:25 AM

Data in this report are provisional and subject to change.

The numbers in the table below represent the number of Florida and non-Florida residents for whom test results were received by the Department of Health. A person can be tested by more than one laboratory and can have both positive and negative results. **Therefore, the sum of the numbers in each column will be larger than the total number of people tested.**

Reporting lab	Inconclusive	Negative	Positive	Percent positive	Total
FRANCES WARDE MEDICAL LABORATORY		2	3	60%	5
JOHN T MATHER MEMORIAL HOSPITAL LABORATORY		5			5
HAVEN HOSPICE IN CHIEFLAND			5	100%	5
MAIN STREET MEDICAL CENTER OF CRESTVIEW PA		1	4	80%	5
OKLAHOMA STATE UNIVERSITY DIAGNOSTIC LAB			4	100%	4
DYNACARE LABORATORIES			4	100%	4
OHIO DEPARTMENT OF HEALTH			4	100%	4
IMIC INC RESEARCH			4	100%	4
FLORIDA PRIMARY & SPECIALTY CARE		4			4
DEPARTMENT OF PATHOLOGY ROME MEMORIAL		3	1	25%	4
West Gate Village, LLC		4			4
ALVARO J DANGOND MD PA		4			4
PERSONAL PHYSICIAN CARE PA			4	100%	4
PHYSICIANS REGIONAL MEDICAL CTR - COLLIER BLVD			4	100%	4
MINUTECLINIC DIAGNOSTIC OF WISCONSIN, LLC		4			4
INTERMARKET FACILITY			4	100%	4
MARSHALL MEDICAL CENTER SOUTH LAB		3	1	25%	4
TRIDENT BIOMETRICS		3	1	25%	4
CELEBRATION PEDIATRICS			4	100%	4
BIRMINGHAM VAMC		1	3	75%	4
BENEVA LAKES HEALTHCARE & REHAB CENTER			4	100%	4
MEDEXPRESS URGENT CARE - PRINCETON		4			4
MEDEXPRESS URGENT CARE - WEIRTON		4			4
CONSULATE HEATH CARE AT WEST ALTAMONTE			4	100%	4
Advanced Care Center			4	100%	4
OVIEDO CHILDRENS HEALTH CENTER LLC		1	3	75%	4
FLORIDA CLINICAL LABORATORY - BIOREFERENCE LABORATORIES		2	2	50%	4
BROWNE MEDICAL LLC		3	1	25%	4
NU WAVE MEDICAL CENTER			4	100%	4
THE OASIS ALF		4			4
SANDGATE GARDENS REHAB & NURSING CENTER		3	1	25%	4
GENUS DIAGNOSTICS			4	100%	4
HEALTHY MINORS PEDIATRIC URGENT CARE		4			4
SANFORD SOUTH UNIVERSITY		4			4
DISCOVERY VILLAGE AT DEERWOOD			4	100%	4
CVS MINUTE CLINIC, LLC #22		3	1	25%	4
MINUTECLINIC DIANOSTIC OF VIRGINA, LL		3	1	25%	4
MEDEXPRESS URGENT CARE HUNTINGTON		4			4
MEDEXPRESS URGENT CARE - LOGAN		4			4
THE PALMS PHARMACY, INC		4			4
ACCENT PHYSICIAN SPECIALISTS PA		4			4
MEDEXPRESS URGENT CARE - MBURG COMMONS		4			4
MAILBOX DIAGNOSTICS		2	2	50%	4
RAYMOND BASRI MD		4			4
MEDEXPRESS URGENT CARE LAVALE		4			4
OCCMED SOLUTIONS		2	2	50%	4
WILSON PEDIATRICS			4	100%	4

COVID-19: testing by laboratory

Data through Jan 27, 2021 verified as of Jan 28, 2021 at 09:25 AM

Data in this report are provisional and subject to change.

The numbers in the table below represent the number of Florida and non-Florida residents for whom test results were received by the Department of Health. A person can be tested by more than one laboratory and can have both positive and negative results. **Therefore, the sum of the numbers in each column will be larger than the total number of people tested.**

Reporting lab	Inconclusive	Negative	Positive	Percent positive	Total
LATCHER LABORATORY OF A O FOX MEMORIAL		2	2	50%	4
MEMORIAL HEALTHCARE SYSTEM		1	3	75%	4
SOUTHERN LABORATORY SERVICES OF NWF		4			4
DTR LABS		3	1	25%	4
MEDEXPRESS URGENT CARE - MOUNTAIN HOME		3	1	25%	4
NEULIFE NEUROLOGICAL SERVICES LLC			4	100%	4
FLORENCE - HUNTSVILLE HOSPITAL URGENT CARE		3	1	25%	4
UNION CITY MANOR NURSING CENTER		4			4
TERENCE B MITCHELL MD, INC			4	100%	4
MEDEXPRESS URGENT CARE PLEASANT HILLS		3	1	25%	4
MEDEXPRESS URGENT CARE - YORK		1	3	75%	4
PELICAN LANDING		1	3	75%	4
LEON MEDICAL CENTERS, LLC			4	100%	4
POWERS PEDIATRICS			4	100%	4
PEACEHEALTH LABORATORIES		3	1	25%	4
CHILDREN'S MEDICAL GROUP		4			4
CELAL GUROL ERBAY, MD			4	100%	4
MEMORIAL HEALTH CARE SYSTEMS			4	100%	4
CLINICAL LABORATORIES OF THE BUFFALO		3	1	25%	4
MONTANA DEPARTMENT OF PUBLIC HEALTH & HUMAN SERVICES			4	100%	4
FCHC (OB)-DARWIN SQUARE CTR.			4	100%	4
KENTUCKY CABINET FOR HEALTH AND FAMILY SERVICES			4	100%	4
URGENT CARE OF NEW YORK		4			4
Grace Rehabilitation of Vero Beach		4			4
MEDEXPRESS URGENT CARE - MARKHAM STREE		3	1	25%	4
MARSHFIELD LABORATORIES			4	100%	4
PHYSICIANS IMMEDIATE CARE AURORA			4	100%	4
BIG BEND HOSPICE INC		4			4
UNIVERSITY OF WASHINGTON MEDICAL CENTER (UWMC) EMERGENCY DEPT.			4	100%	4
ST BARNABAS HOSPITAL		4			4
PANCARE HEALTH YOUNGSTOWN			4	100%	4
MD NOW URGENT CARE - DELRAY WEST			4	100%	4
DIXIE COUNTY EMERGENCY SERVICES			4	100%	4
ABSOLUTE HEALTH		4			4
PALM GARDEN OF SUN CITY			4	100%	4
USCG SECTOR ST PETE		1	3	75%	4
URGENT CARE - OCONEE		2	2	50%	4
BETHPAGE EXTENDED HOURS CENTER		4			4
GULF COAST PEDIATRICS OF SARASOTA PA		1	3	75%	4
CLAY PRIMARY & FAMILY CARE LLC			4	100%	4
COVENIENT CARE MEDICAL CLINIC			4	100%	4
CAREATC, INC.			4	100%	4
HAMPTON ALF AT 24TH ROAD LLC			4	100%	4
BROOKDALE NEW PORT RICHEY			4	100%	4
EXPRESS CARE OF TAMPA BAY LLC		2	2	50%	4
ELITE CARE			4	100%	4
BIOTEST PLASMA CENTER		4			4

COVID-19: testing by laboratory

Data through Jan 27, 2021 verified as of Jan 28, 2021 at 09:25 AM

Data in this report are provisional and subject to change.

The numbers in the table below represent the number of Florida and non-Florida residents for whom test results were received by the Department of Health. A person can be tested by more than one laboratory and can have both positive and negative results. **Therefore, the sum of the numbers in each column will be larger than the total number of people tested.**

Reporting lab	Inconclusive	Negative	Positive	Percent positive	Total
BAYLOR ESOTERIC AND MOLECULAR LAB			4	100%	4
CENTERPLACE HEALTH, INC			4	100%	4
WYOMING PUBLIC HEALTH LAB			4	100%	4
PRIMECARE		2	2	50%	4
FLORIDA HEALTH CARE PLANS STIRLING CENTER			4	100%	4
MEDEXPRESS URGENT CARE - FORT WORTH S		3	1	25%	4
MINUTE CLINIC DIAGNOSTIC OF PENNSYLVANIA		4			4
DEPARTMENT OF HEALTH AND HUMAN SERVICES STATE OF NEW HAMPSHIRE			4	100%	4
PHYSICIANS IMMEDIATE CARE ELGIN			4	100%	4
PM PEDIATRICS OF SELDEN		3	1	25%	4
MEDEXPRESS URGENT CARE - FREDERICK		4			4
CITY OF CLEARWATER EMPLOYEE HEALTH CENTER		1	3	75%	4
THE RETREAT AT PORT ORANGE			4	100%	4
BELLIN HEALTH LAB		1	3	75%	4
MD ANDERSON			4	100%	4
BIGGERS FAMILY MEDICINE PA		3	1	25%	4
MINUTECLINIC DIAGNOSTIC OF VIRGINIA, LLC #1656		4			4
PARADIGM LABORATORIES			4	100%	4
HEALTHCARE NETWORK OF SOUTHWEST FLORIDA			4	100%	4
COMPASSION PEDIATRICS			4	100%	4
COMMUNITY HEALTH CENTER OF WEST PALM BEACH			4	100%	4
FAMILY MEDICINE AT WATERMAN		4			4
FORSYTH HOUSE			4	100%	4
ADVENTHEALTH NEW SMYRNA BEACH COMMUNITY HEALTH			4	100%	4
ASCENDI HOME HEALTH AGENCY INC			4	100%	4
MINUTECLINIC DIAGNOSTIC OF NORTH CAROLINA PC #5341		3	1	25%	4
Park Ridge Nursing Center		3	1	25%	4
CAREWELL 202			4	100%	4
MINUTECLINIC #2860		3	1	25%	4
MINUTECLINIC DIAGNOSTIC OF VIRGINIA		4			4
SCIENCE CARE			4	100%	4
DEPARTMENT OF HEALTH AND HUMAN SERVICES		2	2	50%	4
HOME DOCS		2	2	50%	4
A & R RESEARCH GROUP			4	100%	4
FLORIDA CANCER SPECIALISTS AND RESEARCH		2	2	50%	4
UNC HOSPITAL/MCLENDON CLINICAL LABORATORIES			4	100%	4
MINUTECLINIC DIAGNOSTIC OF TN PC #5671		3	1	25%	4
L3HARRIS FAMILY MEDICAL CENTER			4	100%	4
Life Care Center of Orlando			4	100%	4
MIZELL MEMORIAL HOSPITAL			4	100%	4
ADVENTHEALTH MEDICAL GROUP MULTISPECIALTY			4	100%	4
REDMED OF CROSSTOWN		1	3	75%	4
Sunrise Health and Rehabilitation Center			4	100%	4
MINUTECLINIC DIAGNOSTIC OF TN PC #6363		4			4
COMPREHENSIVE CLINICAL RESEARCH, LLC			4	100%	4
MINUTECLINIC DIAG OF IND, LLC #10190		4			4
SOUTHWESTERN REGIONAL MEDICAL CENTER - TULSA		4			4

COVID-19: testing by laboratory

Data through Jan 27, 2021 verified as of Jan 28, 2021 at 09:25 AM

Data in this report are provisional and subject to change.

The numbers in the table below represent the number of Florida and non-Florida residents for whom test results were received by the Department of Health. A person can be tested by more than one laboratory and can have both positive and negative results. **Therefore, the sum of the numbers in each column will be larger than the total number of people tested.**

Reporting lab	Inconclusive	Negative	Positive	Percent positive	Total
Westminster Manor		3	1	25%	4
ENTRUST IMMEDIATE CARE			4	100%	4
COURTYARD GARDENS OF BOYNTON BEACH, LLC		1	3	75%	4
VITAL CARE URGENT CARE			4	100%	4
HELIX KH UC			4	100%	4
CARENOW URGENT CARE-HERMITAGE			4	100%	4
MINUTECLINIC DIAGNOSTIC OF VIRGINIA, LLC #255		4			4
CVS NC2357POCT HUNTERSVILLE		4			4
NOVADX		2	2	50%	4
ADULT MEDICINE OF LAKE COUNTY INC			4	100%	4
SEBRING PEDIATRICS LLC			4	100%	4
MINUTECLINIC DIAGNOSTIC OF NEVADA #87		2	2	50%	4
BOND & STEELE CLINIC PA D/B/A BOND CLINIC PA		4			4
CAPITAL HEALTH LABORATORY INC			4	100%	4
Enterprise Health and Rehabilitation Center		4			4
PALM HARBOR DERMATOLOGY		4			4
State Lab Unspecifd			4	100%	4
CVS NJ836POCT RUNNEMEDE		4			4
INTEGRATED FAMILY MEDICAL CENTER			4	100%	4
MINUTE CLINIC DIAGNOSTIC OF TEXAS, LLC		4			4
BOONE DRUG & HEALTHCARE AT DEERFIELD			4	100%	4
SIGNATURE CARE MONTROSE		2	2	50%	4
PALM BAY FAMILY PRACTICE			4	100%	4
HARLEM HOSPITAL CENTER		3	1	25%	4
LIFE CARE HOME HEALTH SERVICES LLC		1	3	75%	4
DISCOVERY VILLAGE AT STUART		1	3	75%	4
DIAGNOSTIC & MEDICAL SPECIALISTS OF GREENWICH		2	2	50%	4
DOTHAN PEDIATRIC CLINIC			4	100%	4
DEPARTMENT OF HEALTH/ NEW YORK			4	100%	4
CALIFORNIA DEPARTMENT OF PUBLIC HEALTH			4	100%	4
RELIANT ACUTE CARE			4	100%	4
MEDEXPRESS URGENT CARE - KOKOMO		4			4
GENEVA GENERAL HOSPITAL LABORATORY		3	1	25%	4
ANCHOR CARE AND REHABILITATION CENTER		3	1	25%	4
MINUTECLINIC DIAG OF IND LLC #8651		3	1	25%	4
MEDEXPRESS - NEWARK		4			4
FRESENIUS KIDNEY CARE SOUTH ORLANDO			4	100%	4
NAVAL MEDICAL CENTER SAN DIEGO			4	100%	4
EXPRESS TESTING-ONE			4	100%	4
PHYSICIANS QUALITY CARE			4	100%	4
MINUTECLINIC LLC (1435)		4			4
QUICK CARE MED WALK IN AND URGENT CARE			4	100%	4
LEMOYNE COLLEGE WELLNESS CENTER FOR		4			4
DERMATOLOGY SPECIALISTS OF FL - DR. JON WARD			4	100%	4
PRL NYC PANDEMIC RESPONSE LAB			4	100%	4
ST. MARY'S HOSPITAL			4	100%	4
MIAMI MEDICAL CONSULTANT PA			4	100%	4

COVID-19: testing by laboratory

Data through Jan 27, 2021 verified as of Jan 28, 2021 at 09:25 AM

Data in this report are provisional and subject to change.

The numbers in the table below represent the number of Florida and non-Florida residents for whom test results were received by the Department of Health. A person can be tested by more than one laboratory and can have both positive and negative results. **Therefore, the sum of the numbers in each column will be larger than the total number of people tested.**

Reporting lab	Inconclusive	Negative	Positive	Percent positive	Total
NEMOURS CHILDREN'S CLINIC			4	100%	4
Millennium Nursing & Rehab Center		4			4
EP LTC PHARMACY		3	1	25%	4
MINUTECLINIC, LLC #1470		4			4
SHARP MEMORIAL HOSPITAL MICROBIOLOGY DEPT			4	100%	4
SIGNATURE CARE EMERGENCY CENTER		2	2	50%	4
ADVENTHEALTH MEDICAL GROUP PEDIATRIC & ADOLESCENT		3	1	25%	4
COMPUNET CLINICAL LAB			4	100%	4
Signature Healthcare of Savannah		4			4
MINUTECLINIC DIAGNOSTIC OF MAINE, LLC		2	2	50%	4
VITRO MOLECULAR LABORATORIES			4	100%	4
MARION AND BERNARD L SAMSON NURSING CENTER			4	100%	4
CAPTAIN JAMES A. LOVELL FEDERAL HEALTHCARE CENTER			4	100%	4
AMERICAN SCIENTIFIC LABORATORIES LLC			4	100%	4
Heartland of Boynton Beach			4	100%	4
MC DIAGNOSTIC OF CONNECTICUT, PC #1043		4			4
SJH			4	100%	4
MEDEXPRESS URGENT CARE, FAIRMONT		4			4
MINUTECLINIC, LLC #1796		3	1	25%	4
MEDEXPRESS URGENT CARE - TEAYS VALLEY		3	1	25%	4
CVS GA2470POCT CANTON		4			4
QUALITY MEDICAL CARE			4	100%	4
Calusa Harbour			4	100%	4
AHC Decatur County		4			4
PLEASANTVILLE OF SEBASTIAN LLC□			4	100%	4
MINUTECLINIC DIAG OF IND, LLC #2387		4			4
CVS MINUTE CLINIC DIAGNOSTIC PA #3060		3	1	25%	4
THE DOCTORS CENTER HEALTHCARE-SOUTHSIDE		1	3	75%	4
DEVEREUX FLORIDA CHILDRENS CENTER			4	100%	4
MINUTECLINIC DIAGNOSTIC OF OKLAHOMA		3	1	25%	4
SunTerrace Health Care Center		3	1	25%	4
GEORGE E WEEMS MEMORIAL HOSPITAL LAB		3	1	25%	4
FAMILY TREE DNA			4	100%	4
ENCOMPASS HOME HEALTH		4			4
GRAND VILLA OF NEW PORT RICHEY		1	3	75%	4
ADVENT HEALTH - TUSKAWILLA		4			4
BAPTIST HEALTH MEDICAL CENTER			4	100%	4
HEARTLAND PHARMACY LAKE PLACID, INC		1	3	75%	4
FIFTH AVENUE PEDIATRICS		3	1	25%	4
REHABILITATION CENTER OF WINTER PARK,THE			4	100%	4
FLORIDA HEART AND VASCULAR			4	100%	4
AURORA BAYCARE UROLOGY			4	100%	4
WESLEY CHAPEL INTERNAL MEDICINE AND PEDIATRICS			4	100%	4
MEDEXPRESS URGENT CARE - BECKLEY CROSS		3	1	25%	4
TARPON SPRINGS PEDIATRICS, LLC			4	100%	4
MEDICAL PAVILION CLINIC			4	100%	4
CARE ONE PRIMARY CARE			4	100%	4

COVID-19: testing by laboratory

Data through Jan 27, 2021 verified as of Jan 28, 2021 at 09:25 AM

Data in this report are provisional and subject to change.

The numbers in the table below represent the number of Florida and non-Florida residents for whom test results were received by the Department of Health. A person can be tested by more than one laboratory and can have both positive and negative results. **Therefore, the sum of the numbers in each column will be larger than the total number of people tested.**

Reporting lab	Inconclusive	Negative	Positive	Percent positive	Total
ELITE MEDICAL CENTER			4	100%	4
Crowne Health Care of Montgomery		4			4
OCHSNER MEDICAL CENTER			4	100%	4
GRACE WELLNESS CENTER LLC		3	1	25%	4
CAYUGA COUNTY HEALTH DEPARTMENT		3	1	25%	4
MC DIAGNOSTIC OF CONNECTICUT, PC # 257		3	1	25%	4
Health Care Center of Jacksonville			4	100%	4
COMPASSION PEDIATRIC URGENT CARE LLC			4	100%	4
MEDEXPRESS URGENT CARE - TARENTUM		4			4
LAKE FOREST PARK OP CO LLC		4			4
MEDEXPRESS URGENT CARE - SOUTH PARKERSBURG		4			4
PANCARE HEALTH - KATE SMITH ELEMENTARY		1	3	75%	4
PENSACOLA PEDIATRICS PA - TIGER POINT			4	100%	4
MEASE CONTINUING CARE		2	2	50%	4
CAPE COD HOSPITAL			4	100%	4
PALM BEACH CANCER INSTITUTE			4	100%	4
WALGREENS #07034		4			4
CELERION			4	100%	4
PANCARE HEALTH - ALTHA PUBLIC			4	100%	4
DES PLAINES CLINICAL LAB		2	2	50%	4
CVS TN5601POCT LENOIR CITY		4			4
VIDANT MEDICAL CENTER			4	100%	4
GUTHRIE MEDICAL GROUP - CORNING		3	1	25%	4
ANYLABTEST NOW			4	100%	4
UNIVERSITY OF MIAMI MILLER SCHOOL			4	100%	4
FHCP - ORMOND BEACH			4	100%	4
MEDEXPRESS - COLLINSVILLE BELT LINE		3	1	25%	4
Walker BaptistMedCtr		3	1	25%	4
MINUTECLINIC DIAGNOSTIC OF SC, LLC #7		2	2	50%	4
MINUTECLINIC DIAGNOSTIC OF ILLINOIS		3	1	25%	4
REFUGE A HEALING PLACE, THE			4	100%	4
THE LITTLE CLINIC			4	100%	4
THONOTOSASSA COMMUNITY HEALTH CENTER		1	3	75%	4
MEDICINE SHOPPE #1306 THE		3	1	25%	4
BARTON MEMORIAL HOSPITAL		3	1	25%	4
FISHERMEN'S HOSPITAL			4	100%	4
MINUTECLINIC DIAGNOSTIC OF TN PC #643		2	2	50%	4
PANCARE HEALTH - PONCE DE LEON			4	100%	4
WILLIAM A HINTON STATE LABORATORY INSTITUTE		1	3	75%	4
ORLANDO ORTHOPAEDIC OUTPATIENT SURGERY CENTER		1	3	75%	4
OMNICARE PHARMACY OF TEXAS 1		4			4
MEDEXPRESS URGENT CARE - CULPEPER		4			4
TRUE HEALTH- HOFFNER		3	1	25%	4
SOUTHEASTERN REGIONAL MEDICAL CENTER			4	100%	4
ARKANSAS DEPARTMENT OF HEALTH			4	100%	4
FLORIDA HOSPITAL ALTAMONTE		2	2	50%	4
MCKENZIE-WILLAMETTE MEDICAL CENTER LAB		4			4

COVID-19: testing by laboratory

Data through Jan 27, 2021 verified as of Jan 28, 2021 at 09:25 AM

Data in this report are provisional and subject to change.

The numbers in the table below represent the number of Florida and non-Florida residents for whom test results were received by the Department of Health. A person can be tested by more than one laboratory and can have both positive and negative results. **Therefore, the sum of the numbers in each column will be larger than the total number of people tested.**

Reporting lab	Inconclusive	Negative	Positive	Percent positive	Total
LAFAYETTE NURSING AND REHAB			4	100%	4
CRESTAR LABS		2	2	50%	4
MINUTE CLINIC OF KANSAS PA		1	3	75%	4
MIAMI COMMUNITY HEALTH CENTER INC		1	3	75%	4
SONIC REFERENCE LABORATORY			4	100%	4
MEDEXPRESS - NEW CASTLE, DUPONT HWY		4			4
AFFINITY URGENT CARE			4	100%	4
CARENOW URGENT CARE - WINTER SPRINGS		3	1	25%	4
FLORIDA HEALTHCARE OF ORLANDO			4	100%	4
CORNERSTONE PEDIATRICS			4	100%	4
MEDEXPRESS URGENT CARE - BLUEFIELD		3	1	25%	4
DIAGNOSTECHS		4			4
ARCPPOINT LABS OF FORT LAUDERDALE, FL CENTRAL		1	3	75%	4
SOMA MEDICAL CENTER, P.A.			4	100%	4
FLAGLER FAMILY MEDICINE PA			3	100%	3
UNIVERSITY OF MICHIGAN		2	1	33%	3
SCIENTIFIC LABORATORY DIVISION			3	100%	3
CVS MA394POCT SEEKONK		3			3
MEDICAL CENTER OF THE ROCKIES			3	100%	3
GONZALEZ MD AND ASWAD MD HEALTH SERVICES			3	100%	3
BEEBE MEDICAL CENTER LABORATORY		3			3
MINUTECLINIC DIAGNOSTIC OF RHODE ISLAN		3			3
MEDEXPRESS URGENT CARE-PASADENA		3			3
MEDEXPRESS URGENT CARE - RICHMOND, W BROAD ST		3			3
PEDIATRICS AND ADOLESCENT MEDICINE		2	1	33%	3
MEDEXPRESS URGENT CARE - WICHITA, S SENECA ST		1	2	67%	3
CROSSVILLE MEDICAL GROUP		1	2	67%	3
SARASOTA PERSONAL MEDICINE		2	1	33%	3
MINUTECLINIC, LLC #7139		3			3
IVY CREEK URGENT CARE OF ENTERPRISE			3	100%	3
MONTEFIORE MEDICAL CENTER LABS MONTEFIORE		2	1	33%	3
GARCIA MORALES NELSON			3	100%	3
MEDEXPRESS URGENT CARE - NORTH LITTLE		2	1	33%	3
CVS SC3838POCT ANDERSON		3			3
MEDEXPRESS URGENT CARE - TULSA, S YALE AVE		3			3
ADVICE FOR OPTIMAL WELLNESS, INC			3	100%	3
PROPATH			3	100%	3
PROMPT CARE OF CENTRAL FLORIDA LLC			3	100%	3
MINUTECLINIC DIAGNOSTIC OF MICHIGAN, P		3			3
EMORY BENNETT VETERANS NURSING HOME		3			3
MINUTECLINIC DIAGNOSTIC OF OHIO #3407		3			3
HELIX MEDICAL CENTERS		1	2	67%	3
CORTLAND COUNTY HEALTH DEPARTMENT		3			3
MEDIC INFUSION PA		3			3
Cleveland Clinic Weston			3	100%	3
MEDEXPRESS URGENT CARE, BELLE VERNON		3			3
OHIO HEALTH DOCTORS HOSPITAL			3	100%	3

COVID-19: testing by laboratory

Data through Jan 27, 2021 verified as of Jan 28, 2021 at 09:25 AM

Data in this report are provisional and subject to change.

The numbers in the table below represent the number of Florida and non-Florida residents for whom test results were received by the Department of Health. A person can be tested by more than one laboratory and can have both positive and negative results. **Therefore, the sum of the numbers in each column will be larger than the total number of people tested.**

Reporting lab	Inconclusive	Negative	Positive	Percent positive	Total
STONE CLINICAL LABORATORIES OF FL LLC		3			3
JS HEALTHCARE		2	1	33%	3
ALLIANCE FOR MULTISPECIALTY RESEARCH		3			3
TUFTS MEDICAL CENTER			3	100%	3
Nashville Central Laboratory		3			3
MUNSON MEDICAL CENTER			3	100%	3
THE OASIS BEACHSIDE		3			3
Greystone Health Care Center		3			3
GAINESVILLE PEDIATRIC ASSOCIATES			3	100%	3
NORTHERN LIGHT LABORATORY		1	2	67%	3
CARESPOT-WELLINGTON			3	100%	3
OHIO CVS STORES		3			3
WINDSOR WOODS REHAB & HEALTHCARE CTR		2	1	33%	3
CVS GA3766POCT DACULA		1	2	67%	3
THE CLINIC OF PEDIATRICS & GI MEDICINE, INC			3	100%	3
ORLANDO CLINICAL RESEARCH CENTER		3			3
MEDEXPRESS-HOUSTON EAST FWY		1	2	67%	3
Magnolia Health and Rehab Center			3	100%	3
SUN TERRACE HEALTH CARE CENTER			3	100%	3
INSPIRA MEDICAL CENTER VINELAND LAB		2	1	33%	3
LOUISIANA DEPT. OF HEALTH AND HOSPITALS-INFECTIOUS DISEASE EPI SECTION			3	100%	3
HOUSTON METHODIST HOSPITAL			3	100%	3
NEWSTAR MEDICAL LABORATORIES		3			3
MASSASHUSETTS STATE LAB INSTITUTE		1	2	67%	3
MEDEXPRESS URGENT CARE-SCOTT TOWNSHIP		3			3
PATHOLOGY REFERENCE LAB LLC			3	100%	3
MEDEXPRESS URGENT CARE-HERSHEY		2	1	33%	3
BROOKDALE SENIOR LIVING			3	100%	3
OHIO DEPARTMENT OF HEALTH LABORATORY		2	1	33%	3
UNIVERSITY OF MIAMI / SCCC RESEARCH LABORATORY			3	100%	3
CLEARWATER		2	1	33%	3
NORTH BROWARD HOSPITAL DISTRICT HEALTHCARE FOR THE HOMELESS			3	100%	3
EMERALD COAST CENTER			3	100%	3
NEMOURS CHILDRENS PRIMARY CARE MAITLAND			3	100%	3
KISSIMMEE URGENT CARE		3			3
UNIVERSITY OF KANSAS MEDICAL CENTER			3	100%	3
CARENOW-ATASCOCITA			3	100%	3
CENTRAL DUPAGE HOSPITAL			3	100%	3
HEALTHQUEST, INC		2	1	33%	3
MEDFUSION		2	1	33%	3
SISD EMPLOYEE HEALTH CLINIC			3	100%	3
Rosedale Green		3			3
MINUTECLINIC DIAGNOSTIC OF TN PC #240		3			3
MPG JACKSONVILLE ATLANTIC BLVD		1	2	67%	3
Kroger 124 - The Little Clinic University		3			3
RAPID CITY RUGENT CARE			3	100%	3
BNC Medical Investors, LLC Berrien Nursing & Rehabilitation Center		3			3

COVID-19: testing by laboratory

Data through Jan 27, 2021 verified as of Jan 28, 2021 at 09:25 AM

Data in this report are provisional and subject to change.

The numbers in the table below represent the number of Florida and non-Florida residents for whom test results were received by the Department of Health. A person can be tested by more than one laboratory and can have both positive and negative results. **Therefore, the sum of the numbers in each column will be larger than the total number of people tested.**

Reporting lab	Inconclusive	Negative	Positive	Percent positive	Total
SUMTER COUNTY HEALTH DEPARTMENT			3	100%	3
STARLING AT NOCATEE			3	100%	3
GYN PATH SERVICES			3	100%	3
MEDICAL SERVICES OF AMERICA HOME HEALTH		3			3
GREATER MOBILE URGENT CARE – SPRINGHILL			3	100%	3
ALLIANCE LABS @LRMC			3	100%	3
Village on the Green			3	100%	3
ST LUKES HOSPITAL LABORATORY		2	1	33%	3
FRESENIUS MEDICAL CARE			3	100%	3
LUVERNE HEALTH AND REHABILITATION		3			3
MEDEXPRESS URGENT CARE-ARLINGTON		2	1	33%	3
COMMUNICABLE DISEASE CONTROL/PUBLIC HEALTH EMERGENCY PREPAREDNESS			3	100%	3
LOCH HAVEN PEDIATRICS			3	100%	3
Westside Terrace		3			3
Life Care Center of Citrus County		2	1	33%	3
CVS IN6605POCT INDIANAPOLIS		2	1	33%	3
24TH WEAPONS OF MASS DESTRUCTION - CIVIL SUPPORT		3			3
MINUTECLINIC LLC #5176			3	100%	3
SHANDS AT LAKE SHORE LAB		1	2	67%	3
BETH ISRAEL MEDICAL CENTER LABS		3			3
ADVANCED MEDICAL RESEARCH CENTER LLC			3	100%	3
WALK-IN MEDICAL CARE			3	100%	3
ALABAMA DEPT PUBLIC HEALTH			3	100%	3
SAVANNAH COVE		3			3
MONROE COUNTY FIRE RESCUE		3			3
HIALEAH SHORES NURSING AND		2	1	33%	3
APEX CLINICAL LABORATORIES INC		3			3
MINUTECLINIC, LLC, DBA MINUTECLINIC #6		3			3
ASPEN VALLEY HOSPITAL			3	100%	3
COVID PROCESSING SITE			3	100%	3
SIGNATURE URGENT CARE			3	100%	3
ADVANCED URGENT CARE CENTER			3	100%	3
HARBOUR'S EDGE		2	1	33%	3
Broadview Multi-Care Center		3			3
URGENT DOC - URGENT CARE CLINIC			3	100%	3
REGIONAL MEDICAL LAB			3	100%	3
CONSOLIDATED LABORATORY SERVICES			3	100%	3
MINUTE CLINIC DIAGNOSTIC OF TN PC #64		3			3
GREENTREE MEDICAL CENTER			3	100%	3
CARENOW URGENT CARE - CENTRAL AUSTIN			3	100%	3
THOMAS LANGLEY			3	100%	3
NORTHCREST MEDICAL CENTER		1	2	67%	3
Bainbridge Health and Rehab		3			3
CARENOW-LEBANON		1	2	67%	3
YORK HOSPITAL - LABORATORY			3	100%	3
MINUTECLINIC DIAGNOSTIC OF OHIO #7790		1	2	67%	3
ADVENT HEALTH MEDICAL GROUP FAMILY MEDICINE			3	100%	3

COVID-19: testing by laboratory

Data through Jan 27, 2021 verified as of Jan 28, 2021 at 09:25 AM

Data in this report are provisional and subject to change.

The numbers in the table below represent the number of Florida and non-Florida residents for whom test results were received by the Department of Health. A person can be tested by more than one laboratory and can have both positive and negative results. **Therefore, the sum of the numbers in each column will be larger than the total number of people tested.**

Reporting lab	Inconclusive	Negative	Positive	Percent positive	Total
VA OUTPATIENT CLINIC-NEW PORT RICHEY			3	100%	3
ERIE COUNTY PUBLIC HEALTH CLINICAL		3			3
MINUTECLINIC, LLC #05814		3			3
Centrastate Medical Center		2	1	33%	3
ROANE MEDICAL CENTER		2	1	33%	3
MINUTECLINIC, LLC #5707		3			3
MEADOWS AT CYPRESS GARDENS, THE		3			3
PREMIER FAMILY AND SPORTS MEDICINE		2	1	33%	3
ALOHA HOME CARE LLC DBA ACCENTCARE HOME HEALTH OF		3			3
CUMBERLAND MEDICAL CENTER INC		3			3
COVENANT PEDIATRICS		1	2	67%	3
QUATRACOR PLLC		3			3
CCRX OF NORTH CAROLINA, LLC		2	1	33%	3
ADVANCED PEDIATRICS OF BOCA LLC			3	100%	3
ROAN DRUG COMPANY LLC		3			3
PREMIER CLINICAL RESEARCH INSTITUTE INC			3	100%	3
NORTH DAKOTA DEPT OF HEALTH MICROBIOLOGY		1	2	67%	3
QUEST DIAGNOSTICS PSC			3	100%	3
MINUTECLINIC DIAGNOSTIC OF TEXAS LLC		2	1	33%	3
MEDEXPRESS URGENT CARE GREENSBURG		2	1	33%	3
LEESBURG COMMUNITY HEALTH CENTERS			3	100%	3
MINUTECLINIC DIAGNOSTIC OF PENNSYLVAN		2	1	33%	3
NEOGENOMICS LABORATORIES, INC		3			3
DOCTORS HOSPITAL RENAISSANCE			3	100%	3
FLORIDA GASTROENTEROLOGY ASSOCIATES PA		3			3
GRAND VILLA OF LARGO		1	2	67%	3
ANN STORCK CENTER INC		3			3
JOHN T MACKAY MD			3	100%	3
MINUTE CLINIC LLC #5706		2	1	33%	3
MEDEXPRESS URGENT CARE MARTINSBURG		2	1	33%	3
MONROE COUNTY DEPT OF PUBLIC HEALTH ST		3			3
CGH MEDICAL CENTER			3	100%	3
ST. PETERSBURG PEDIATRICS- 38TH AVENUE			3	100%	3
Kroger 635 - The Little Clinic Dacula		3			3
MINUTECLINIC, LLC #03268		2	1	33%	3
GRAND AVE PHARMACY			3	100%	3
MANORCARE NURSING & REHABILITATION CENTER-NAPLES		3			3
HAVEN CUSTEAD CARE CENTER			3	100%	3
Englewood Health and Rehab			3	100%	3
MINUTECLINIC, LLC #4682		2	1	33%	3
FRESENIUS KIDNEY CARE DUNEDIN			3	100%	3
CVS NY4098030POCT NEW YORK		3			3
DACH MAIN LAB			3	100%	3
TARRANT COUNTY PUBLIC HEALTH		3			3
FAMILY MEDICINE AT WINTER PARK			3	100%	3
SOUTH COUNTY MENTAL HEALTH CENTER INC			3	100%	3
SMOKY MOUNTAIN URGENT CARE AND FAMILY MEDICINE CENTER			3	100%	3

COVID-19: testing by laboratory

Data through Jan 27, 2021 verified as of Jan 28, 2021 at 09:25 AM

Data in this report are provisional and subject to change.

The numbers in the table below represent the number of Florida and non-Florida residents for whom test results were received by the Department of Health. A person can be tested by more than one laboratory and can have both positive and negative results. **Therefore, the sum of the numbers in each column will be larger than the total number of people tested.**

Reporting lab	Inconclusive	Negative	Positive	Percent positive	Total
UNITY HEALTH AND REHABILITATION CENTER			3	100%	3
PLAINVIEW PRIMARY CARE		3			3
ACCESS HEALTH CARE		2	1	33%	3
VIRTUA MEMORIAL HOSPITAL BURLINGTON COUNTY		1	2	67%	3
SANFORD MOBILE LAB			3	100%	3
MORGAN STANLEY HEALTH CENTER		3			3
BROOKDALE OAKBRIDGE		1	2	67%	3
TERRACE OF ST CLOUD, THE		2	1	33%	3
TIFTON CARECONNECT URGENT CARE			3	100%	3
CVS RI1717POCT 1 CVS DR			3	100%	3
RIVER CITY MEDICAL ASSOCIATES INC			3	100%	3
ONslow MEMORIAL HOSPITAL LABORATORY		3			3
CTRS			3	100%	3
STRINGFELLOW MEMORIAL HOSPITAL		3			3
FIRST CARE - MIDDLESBORO			3	100%	3
NEMOURS CHILDRENS PRIMARY CARE HORIZON WEST			3	100%	3
COASTAL SKIN SURGERY AND DERMATOLOGY PL		3			3
TMH PHYSICIAN PARTNERS BLOUNTSTOWN			3	100%	3
HARBOUR ISLAND PEDIATRICS LLC			3	100%	3
LOYOLA UNIVERSITY MEDICAL CENTER LABORATORY			3	100%	3
EXETER HOSPITAL		3			3
TMH PHYSICIAN PARTNERS SOUTHWOOD			3	100%	3
ST PETE DIRECT PRIMARY CARE		1	2	67%	3
OPENTRONS PRL		2	1	33%	3
CVS MA2172POCT NORTH GRAFTON		3			3
INDIANA STATE DEPARTMENT OF HEALTH LABORATORIES			3	100%	3
CVS MINUTE CLINIC DIAG OF IND LLC #5206		2	1	33%	3
ALLIANCE PEDIATRICS PA			3	100%	3
OCCUPATIONAL HEALTH CENTERS OF THE SOUTHWEST PA		3			3
REELFOOT FAMILY WALK IN CLINIC		2	1	33%	3
JUPITER CLINIC			3	100%	3
FOX FAMILY PRACTICE		3			3
ST MARYS MEDICAL CENTER			3	100%	3
CVS SC7396POCT NORTH MYRTLE BEACH		3			3
Mill Valley Care Center		3			3
CULLMAN REGIONAL MEDICAL CENTER		2	1	33%	3
NYC PUBLIC HEALTH LABS			3	100%	3
DEACONESS HOSPITAL			3	100%	3
MOBIL LAB FOR ALL INC		3			3
HEART OF FLORIDA HEALTH CENTER INC			3	100%	3
CVS MINUTE CLINIC DIAGNOSTIC OF TEXAS		3			3
FELICIDAD MEDICAL CENTER INC			3	100%	3
PINELLAS POINT NURSING AND REHAB			3	100%	3
MINUTECLINIC DIAG OF IND, LLC #6483		1	2	67%	3
NORTH SHORE HOSP. INFECTION CONTROL			3	100%	3
ADVENT HEALTH - CENTRAL PASCO ER			3	100%	3
ADVANCED PEDIATRICS			3	100%	3

COVID-19: testing by laboratory

Data through Jan 27, 2021 verified as of Jan 28, 2021 at 09:25 AM

Data in this report are provisional and subject to change.

The numbers in the table below represent the number of Florida and non-Florida residents for whom test results were received by the Department of Health. A person can be tested by more than one laboratory and can have both positive and negative results. **Therefore, the sum of the numbers in each column will be larger than the total number of people tested.**

Reporting lab	Inconclusive	Negative	Positive	Percent positive	Total
PARRISH MEDICAL CENTER-WAIVED TESTING		3			3
ASSOCIATES IN MEDICINE		1	2	67%	3
MID FLORIDA CLINICAL LABORATORY		2	1	33%	3
TAMPA		1	2	67%	3
WYOMING DEPT OF HEALTH			3	100%	3
Fort Gaines Health and Rehab		3			3
NORTH NAPLES HOSPITAL RESPIRATORY THERAPY DEPARTMENT			3	100%	3
CVS GA2236POCT WOODSTOCK		3			3
MOULTRIE CREEK NURSING AND REHAB			3	100%	3
LONG ISLAND UNIVERSITY - POST CAMPUS		3			3
SENTARA NORFOLK GENERAL HOSPITAL CENTRAL LAB			3	100%	3
SIGNATURE CARE PFLUGERVILLE			3	100%	3
ADVANCED HEART CARE OF SOUTH FLORIDA		3			3
CVS MINUTE CLINIC DIAGNOSTIC MED GRP OF CAL		3			3
GROVES CENTER			3	100%	3
CVS OH3393POCT AURORA		2	1	33%	3
WALGREENS #07502		3			3
ELITE PRIMARY CARE OF WAYCROSS			3	100%	3
ADVENTHEALTH SEBRING- INFECTION CONTROL DEPARTMENT			3	100%	3
CURATIVE		1	2	67%	3
MEDEXPRESS URGENT CARE- FORT WORTH N T		3			3
FLORIDA DEPARTMENT OF HEALTH IN MIAMI DADE COUNTY		2	1	33%	3
ORCHID COVE DAYTONA			3	100%	3
ESTERO FIRE RESCUE		3			3
FLORIDA MENTOR-POINT WEST CLUSTER		3			3
STATCARE URGENT & WALK IN MEDICAL CARE		2	1	33%	3
BAPTIST PRIMARY CARE, INC.		2	1	33%	3
THE PATHOLOGY LABORATORY		1	2	67%	3
FLORIDA HOSPITAL PHYSICIANS GROUP		1	2	67%	3
COASTAL LABORATORIES OF FLORIDA			3	100%	3
SUMMIT MEDICAL GROUP - WEST ORANGE		3			3
BAPTIST OUTPATIENT SERVICES			3	100%	3
MINUTE CLINIC, LLC #4650		3			3
RICHMOND CITY DEPARTMENT OF PUBLIC HEALTH			3	100%	3
RHEA MEDICAL CENTER		3			3
SPARROW CENTRAL LAB			3	100%	3
JACKSON SOUTH COMMUNITY HOSPITAL LAB			3	100%	3
CVS HEALTH MINUTE CLINIC			3	100%	3
ADVENTHEALTH MEDICAL GROUP PEDIATRICS		1	2	67%	3
CRANES VIEW LODGE			3	100%	3
LEXINGTON MEDICAL CENTER		1	2	67%	3
LAURELLWOOD NURSING CENTER		1	2	67%	3
FHPG FAMILY MEDICAL CENTER OF TAMPA BAY		1	2	67%	3
MEDFIRST URGENT CARE			3	100%	3
VICAR'S LANDING NURSING HOME		2	1	33%	3
CELEBRATION PEDIATRICS PA			3	100%	3
WINDER NURSING INC DBA WINDER HEALTH CARE		3			3

COVID-19: testing by laboratory

Data through Jan 27, 2021 verified as of Jan 28, 2021 at 09:25 AM

Data in this report are provisional and subject to change.

The numbers in the table below represent the number of Florida and non-Florida residents for whom test results were received by the Department of Health. A person can be tested by more than one laboratory and can have both positive and negative results. **Therefore, the sum of the numbers in each column will be larger than the total number of people tested.**

Reporting lab	Inconclusive	Negative	Positive	Percent positive	Total
WINTER PARK INTERNAL MEDICINE MD PA		2	1	33%	3
CAREWELL URGENT CARE			3	100%	3
PROHEALTH PRIMARY CARE - GLEN OAKS		3			3
CELEBRATION PRIMARY CARE ASSOCIATES LLC		3			3
MINUTECLINIC DIAG OF IND LLC #6840		3			3
PM PEDIATRICS OF SELDEN PLLC		3			3
SCHIFF CENTER FOR LIVER DISEASES		1	2	67%	3
PEDIATRICS IN BREVARD-COCOA BEACH		2	1	33%	3
SUMNER REGIONAL MEDICAL CENTER		2	1	33%	3
MEDEXPRESS URGENT CARE - WALDORF, CRAIN HWY		3			3
GLADES COUNTY DETENTION CENTER			3	100%	3
BRENTWOOD SENIOR LIVING AT ST PETE			3	100%	3
ALLIED PHYSICIANS GROUP PLLC		3			3
CVS IN6654POCT INDIANAPOLIS		2	1	33%	3
MEDEXPRESS URGENT CARE - SUMMERSVILLE, WEBSTER RD		3			3
NORTHWEST FLORIDA COMMUNITY HOSPITAL 3RD FLOOR		3			3
GRAND VILLA OF PINELLAS PARK		2	1	33%	3
Bethany Health and Rehab		3			3
MINUTECLINIC DIAGNOSTIC OF WISCONSIN,		3			3
SEMINOLE FAMILY HEALTH CENTER		3			3
LEWIS COUNTY MANOR		3			3
HUNT CLUB MEDICAL CARE			3	100%	3
LEE CONVENIENT CARE AT SUMMERLIN			3	100%	3
SOFTLAB			3	100%	3
ORLANDO REGIONAL HEALTH SERVICES		1	2	67%	3
PEDIATRICS BY THE SEA JOG RD OFFICE			3	100%	3
MERCY URGENT CARE			3	100%	3
UNIVERISTY OF MIAMI			3	100%	3
NOVANT HEALTH PRESBYTERIAN		2	1	33%	3
FHPG TAMPA PRIMARY CARE			3	100%	3
MEDICAL CENTER ENTERPRISE			3	100%	3
MEDEXPRESS URGENT CARE - SOMERSET TOWNSHIP		3			3
LITTLE SPURS PEDIATRIC URGENT CARE		1	2	67%	3
AUSTIN PUBLIC HEALTH			3	100%	3
VELOCITY CARE			3	100%	3
MEDEXPRESS URGENT CARE, CHAMBERSBURG		2	1	33%	3
LIZS ADULT CARE		3			3
PINELLAS PARK HEALTH CENTER - PINELLAS CHD		1	2	67%	3
SSM HEALTH ST LOUIS MICROBIOLOGY LABORATORY		1	2	67%	3
ST. LUKE'S HOSPITAL - BETHLEHEM CAMPUS		1	2	67%	3
BRANDON REGIONAL EMERGENCY CTR			3	100%	3
CVS TN2179POCT MURFREESBORO		3			3
MINUTECLINIC DIAGNOSTIC MED GRP OF CA		3			3
Lakeview Village		3			3
MICHIGAN HEALTH CLINIC LABORATORIES		2	1	33%	3
PRISMA HEALTH MIDLANDS			3	100%	3
TREASURE COAST PEDIATRICS PA			3	100%	3

COVID-19: testing by laboratory

Data through Jan 27, 2021 verified as of Jan 28, 2021 at 09:25 AM

Data in this report are provisional and subject to change.

The numbers in the table below represent the number of Florida and non-Florida residents for whom test results were received by the Department of Health. A person can be tested by more than one laboratory and can have both positive and negative results. **Therefore, the sum of the numbers in each column will be larger than the total number of people tested.**

Reporting lab	Inconclusive	Negative	Positive	Percent positive	Total
WEST TN HEALTH MED NORTH		3			3
TAYLOR MANOR		1	2	67%	3
MEDEXPRESS URGENT CARE - HOLLINS		3			3
LINCOLN MEDICAL CENTER		3			3
PALMS WEST HOSPITAL			3	100%	3
MEDEXPRESS URGENT CARE-CHIPPEWA		2	1	33%	3
CVS PA1671POCT LANCASTER		3			3
FLORIDA MEDICAL ASSOCIATES LLC			3	100%	3
MEDLAB INC		3			3
MEDEXPRESS URGENT CARE - WAXAHACHIE, N HIGHWAY 77		1	2	67%	3
FAMILY TREE MEDICAL GROUP PA		2	1	33%	3
CAMPAZZI CONCIERGE MEDICAL SERVICES		2	1	33%	3
MEDEXPRESS URGENT CARE SHADYSIDE		3			3
CVS TX7821POCT LEAGUE CITY		3			3
SPRING LAKE REHABILITATION CENTER			3	100%	3
WELLMED AT APOLLO BEACH BLVD		1	2	67%	3
VILLAGES HEALTH, THE		3			3
SURETOX LABORATORY LLC		2	1	33%	3
VIRGINIA DIVISION OF CONSOLIDATED LABORATORIES			3	100%	3
MED FUSION			3	100%	3
TRUE HEALTH – LAKE UNDERHILL		3			3
BAYCARE MEDICAL GROUP, INC		3			3
MAINE DEPARTMENT OF HEALTH AND HUMAN SERVICES			3	100%	3
ADRIANA M CASTRO MD PA		3			3
MIAMI BEACH MEDICAL GROUP LLC			3	100%	3
MARYLAND STATE DEPT OF HEALTH	2		1	33%	3
HELIX LW UC		1	2	67%	3
MINUTECLINIC DIAGNOSTIC MED GRP OF SAN		3			3
LAHEY CLINIC MEDICAL CENTER			3	100%	3
LIFE CARE CENTER OF SKAGIT VALLEY		3			3
BOLING, STEPHANIE		3			3
FLORIDA LABORATORY ANALYSIS, LLC			3	100%	3
CULLMAN REGIONAL URGENT CARE		2	1	33%	3
NORTHWEST FLORIDA CLINICAL LAB		1	2	67%	3
GRAND VILLA OF PALM COAST		3			3
COMMUNITY MEDICAL CENTER			3	100%	3
CVS IL8747POCT CHICAGO		3			3
OPTUM PRIMARY CARE - SILVER LAKES			3	100%	3
COOPER UNIVERSITY HOSPITAL LABORATORY		2	1	33%	3
LIFEHOPE LABS			3	100%	3
NC STATE LABORATORY OF PUBLIC HEALTH		3			3
MINUTECLINIC DIAGNOSTIC OF NORTH CAROLINA PC #7054		3			3
CORTLAND REGIONAL MEDICAL CENTER		3			3
ACL LABORATORIES INDUSTRIAL TOXICOLOGY			3	100%	3
ADVANCED URGENT CARE OF MARATHON			3	100%	3
SUNRISE SENIOR LIVING OF JACKSONVILLE			3	100%	3
BRADENTON PHYSICIAN MEDICAL CENTER			3	100%	3

COVID-19: testing by laboratory

Data through Jan 27, 2021 verified as of Jan 28, 2021 at 09:25 AM

Data in this report are provisional and subject to change.

The numbers in the table below represent the number of Florida and non-Florida residents for whom test results were received by the Department of Health. A person can be tested by more than one laboratory and can have both positive and negative results. **Therefore, the sum of the numbers in each column will be larger than the total number of people tested.**

Reporting lab	Inconclusive	Negative	Positive	Percent positive	Total
BETTERMED URGENT CARE			3	100%	3
Wynfield Park Health and Rehabilitation		3			3
Hunterdon Medical Center Laboratory		3			3
MINUTECLINIC, LLC #1431		2	1	33%	3
CVS OH2543POCT CANFIELD		3			3
TIEHH BIOTERRORISM RESPONSE LAB			3	100%	3
Rutgers Health Rwj University Hospital - Laboratory		2	1	33%	3
EXPRESS TEST			3	100%	3
MONTANA PUBLIC HEALTH LAB			3	100%	3
CVS OH6123POCT CINCINNATI		2	1	33%	3
PUBLIC HEALTH TRUST OF MIAMI DADE COUNTY			3	100%	3
FLORIDA HOSPITAL LABORATORIES		3			3
HARBORCHASE OF STUART			3	100%	3
MINUTECLINIC, DIAGNOSTIC OF TEXAS, LL		3			3
MEDEXPRESS URGENT CARE - WHEELING		2	1	33%	3
GENTLE HANDS MOBILE PHLEBOTOMY			3	100%	3
HILLVIEW LABORATORY			3	100%	3
IOWA DEPARTMENT OF PUBLIC HEALTH			3	100%	3
LISTENING DOCTOR PLLC, THE			3	100%	3
MINUTE CLINIC LLC # 2033		2	1	33%	3
PRINCETON BMC LABORATORY		3			3
ESCO DRUG CO INC		3			3
MEDICAL UNIVERSITY SC HOSPITAL			3	100%	3
SCRIPPS CLINIC MEDICAL			3	100%	3
MEDEXPRESS URGENT CARE-CLOQUET		3			3
Gulfport Rehabilitation Center			3	100%	3
SOFTCELL L-FORM LABORATORIES, LLC			3	100%	3
MINUTE CLINIC DIAG OF IND LLC #8674		3			3
KEY WEST URGENT CARE, INC		3			3
PATIENT FIRST - ALLENTOWN			3	100%	3
OPTUM OF RED ROAD		3			3
US SPECIALTY LABS			3	100%	3
BARONESS ERLANGER HOSPITAL		3			3
SOMA MEDICAL CENTER PA			3	100%	3
MEDEXPRESS URGENT CARE - WILKES BARRE		2	1	33%	3
MINUTECLINIC DIAG OF IND, LLC #6910		3			3
AVANTE INVERNESS		1	2	67%	3
PPD - IXLAYER		3			3
MARION COUNTY FIRE RESCUE		3			3
IMMUNOGENOMICS LLC		1	2	67%	3
MAYO		1	2	67%	3
ATLAS GENOMICS			2	100%	2
JOHNSON CITY MEDICAL CENTER		1	1	50%	2
FLORIDA DEPARTMENT OF HEALTH IN LEE COUNTY		1	1	50%	2
INTERNAL MEDICINE ASSOCIATES-DUNELLON			2	100%	2
UNIVERSITY HOSPITAL OF BROOKLYN		2			2
Good Samaritan Society-Blackduck		1	1	50%	2

COVID-19: testing by laboratory

Data through Jan 27, 2021 verified as of Jan 28, 2021 at 09:25 AM

Data in this report are provisional and subject to change.

The numbers in the table below represent the number of Florida and non-Florida residents for whom test results were received by the Department of Health. A person can be tested by more than one laboratory and can have both positive and negative results. **Therefore, the sum of the numbers in each column will be larger than the total number of people tested.**

Reporting lab	Inconclusive	Negative	Positive	Percent positive	Total
SAFE PMC		2			2
CVS PA7132POCT THORNDALE		2			2
SOUTH MIAMI HOSPITAL			2	100%	2
MEDICAL CENTER LABORATORY			2	100%	2
ALL AMERICAN URGENT CARE			2	100%	2
HOUSTON HEALTH DEPARTMENT - BUREAU OF LABORATORY SERVICES			2	100%	2
CVS MINUTE CLINIC DIAG OF IND, LLC #6549		2			2
BIOHEALTH MEDICAL LAB INC			2	100%	2
UW HOSPITAL AND CLINICS		1	1	50%	2
EXPRESS CARE WALK-IN CLINIC			2	100%	2
HAWAII DEPARTMENT OF HEALTH			2	100%	2
BIONIC TECHNOLOGIES CORPORATION			2	100%	2
CVS CA9113POCT CHULA VISTA		2			2
EASTERN FLORIDA STATE COLLEGE - PALM BAY CAMPUS□			2	100%	2
HEARTLAND - CHARLESTON OF HANAHAN SC,		2			2
THE FOUNTAIN AT BOCA CIEGA BAY		2			2
BLUEWATER TOXICOLOGY			2	100%	2
UNIVERSITY OF MARYLAND MEDICAL CENTER			2	100%	2
BAYMEADOWS PRIMARY CARE		2			2
INTERMOUNTAIN MEDICAL CENTER			2	100%	2
NDX-CORE LAB			2	100%	2
AMERICAN HEALTH ASSOC. LABORATORY SOUTH			2	100%	2
Kroger 571 - The Little Clinic Hendersonville		1	1	50%	2
STATE OF FLORIDA			2	100%	2
OSF ST JOSEPH MEDICAL CENTER			2	100%	2
SIMMONS			2	100%	2
VOLUNTEERS OF AMERICA OF FLORIDA			2	100%	2
INDUSTRY LAB DIAGNOSTIC PARTNERS			2	100%	2
NEBRASKA DEPARTMENT OF HEALTH AND HUMAN SERVICES			2	100%	2
CENTRAL FLORIDA FAMILY HEALTH CENTER		2			2
CVS NC6402POCT DAVIDSON		1	1	50%	2
SUNNYSIDE MANOR		2			2
SANTA ROSA COUNTY HEALTH DEPARTMENT			2	100%	2
Kennedy University Hospital -Wash Twp L		2			2
LABCORP OF AMERICA HOLDINGS		1	1	50%	2
COVID TESTING LLC			2	100%	2
NEIGHBORCARE PHARMACY SERVICES		2			2
SUPERIOR RESIDENCES OF CLERMONT		2			2
MINUTECLINIC DIAGNOSTIC MEDICAL		2			2
WALKONCLINIC			2	100%	2
UT AUSTIN UNIVERSITY HEALTH SERVICES			2	100%	2
INTERNAL MEDICINE & PEDIATRICS WELLNESS CENTER			2	100%	2
HALIFAX HEALTH CARE FOR WOMEN		2			2
Parkridge Specialty Care		2			2
MEDEXPRESS URGENT CARE, LANCASTER WEST		1	1	50%	2
RCA LABORATORY SERVICES LLC			2	100%	2
SKIPPACK MEDICAL LAB			2	100%	2

COVID-19: testing by laboratory

Data through Jan 27, 2021 verified as of Jan 28, 2021 at 09:25 AM

Data in this report are provisional and subject to change.

The numbers in the table below represent the number of Florida and non-Florida residents for whom test results were received by the Department of Health. A person can be tested by more than one laboratory and can have both positive and negative results. **Therefore, the sum of the numbers in each column will be larger than the total number of people tested.**

Reporting lab	Inconclusive	Negative	Positive	Percent positive	Total
OAKBRIDGE TERRACE AT SAE			2	100%	2
MID-FLORIDA PATHOLOGY LLC - MOBILE UNIT # 3			2	100%	2
PINARD HOME HEALTH SERVICES INC			2	100%	2
TENNESSEE DEPARTMENT OF HEALTH (TDH) - REGIONAL LABORATORY			2	100%	2
ADVOCATE SHERMAN HOSPITAL			2	100%	2
WALGREENS #13605		2			2
MINUTECLINIC, LLC, DBA MINUTECLINIC #4		2			2
SENDER RETREAT ADULT DAY CARE CENTERS			2	100%	2
CENTURY LINK SPORTS COMPLEX			2	100%	2
MINUTECLINIC DIAG OF IND, LLC #8645		2			2
LEGACY LABORATORY SERVICES			2	100%	2
PIEDMONT HOSPITAL LAB			2	100%	2
SANIBEL MEDICAL CLINIC			2	100%	2
PALM MEDICAL CENTER - PLANT CITY		2			2
MINUTECLINIC DIAG OF IND, LLC #6472		2			2
MED EXPRESS URGENT CARE PC - MARYLAND		2			2
VANAYER HEALTHCARE AND REHAB CENTER		2			2
EXPEDIAN URGENT CARE			2	100%	2
DELAWARE PUBLIC HEALTH LABORATORY			2	100%	2
MURFREESBORO MEDICAL CLINIC		2			2
MINUTECLINIC, DIAGNOSTIC OF TEXAS, LLC		2			2
CVS MO5655POCT LIBERTY			2	100%	2
MINUTE CLINIC DIAGNOSTIC OF VIRGINIA, LLC #1905		2			2
MEDEXPRESS URGENT CARE - CEDAR KNOLLS		2			2
RIVER CITY MEDICAL ASSOCIATES, INC			2	100%	2
BAPTIST HEALTH LEXINGTON			2	100%	2
COOK HOSPITAL AND CARE CENTER		1	1	50%	2
POMONA VALLEY COMMUNITY HOSPITAL			2	100%	2
AMI ST FRANCIS HOSPITAL LABORATORY		1	1	50%	2
PTC LABORATORIES			2	100%	2
MCLAREN REGIONAL MEDICAL CENTER			2	100%	2
FASTCARE LLC			2	100%	2
SPECTRA LABS		1	1	50%	2
NEW GEN LABS			2	100%	2
FAMILY HEALTH CENTER AT PORT ST JOHN			2	100%	2
COL CROSSROAD		1	1	50%	2
ADVANCED URGENT CARE CENTER OF THE UPPER KEYS			2	100%	2
YOUTH AND YOU, INC		2			2
SINAI PLAZA NURSING AND REHAB CENTER			2	100%	2
NAVAL BRANCH MEDICAL CLINIC			2	100%	2
HEARTLAND HOME HEALTH CARE		2			2
CLEARWATER PAIN MANAGEMENT ASSOCIATES			2	100%	2
UNIVERSITY HOSPITALS OF CLEVELAND			2	100%	2
Kroger 853 - The Little Clinic East Broad Street		2			2
DOCTOR 4 U CLINIC			2	100%	2
MINUTECLINIC DIAG OF IND, LLC #6553		2			2
MINUTE CLINIC LLC #10203		2			2

COVID-19: testing by laboratory

Data through Jan 27, 2021 verified as of Jan 28, 2021 at 09:25 AM

Data in this report are provisional and subject to change.

The numbers in the table below represent the number of Florida and non-Florida residents for whom test results were received by the Department of Health. A person can be tested by more than one laboratory and can have both positive and negative results. **Therefore, the sum of the numbers in each column will be larger than the total number of people tested.**

Reporting lab	Inconclusive	Negative	Positive	Percent positive	Total
HUMILITY OF MARY HEALTH PARTNERS			2	100%	2
CARE NOW DENTON			2	100%	2
NORTON IMMEDIATE CARE CENTER - PRESTON			2	100%	2
MINUTECLINIC MINUTECLINIC #921		2			2
KINGS BAY PEDIATRICS LLC			2	100%	2
ALASKA PUBLIC HEALTH LAB		1	1	50%	2
WASHINGTON STATE DEPARTMENT OF HEALTH PUBLIC HEALTH LABORATORIES			2	100%	2
Warren Center for Rehabilitation and Nursing		2			2
MINUTECLINIC DIAGNOSTIC OF OHIO #2964		2			2
CARE 365			2	100%	2
HANOVER ENDOSCOPY CENTER		2			2
Robert Cranfield			2	100%	2
Manorcare Health Services West Reading North		2			2
UT PATH			2	100%	2
TMH EC NORTHEAST LABORATORY			2	100%	2
ORLANDO LUTHERAN TOWERS		1	1	50%	2
ORANGE COUNTY HEALTH DEPARTMENT		1	1	50%	2
PRECISION DIAGNOSTIC INC		2			2
HEALTH & REHAB CTR AT DOLPHINS VIEW, THE			2	100%	2
DALLAS MEDICAL CENTER			2	100%	2
WOMENS CARE FLORIDA LLC-LABORATORY		2			2
PEACEHEALTH CENTRAL		2			2
MINUTECLINIC DIAGNOSTIC PA #3344		2			2
CVS PA5241POCT CHALFONT		2			2
NAPHCARE INC		2			2
WARE EXPRESS CARE			2	100%	2
SV DIAGNOSTIC LAB			2	100%	2
ST LUKES HOSPITAL			2	100%	2
MISSION HOSPITAL REGIONAL MEDICAL CENTER			2	100%	2
MEDEXPRESS URGENT CARE - SPRINGFIELD, COOLEY ST		2			2
HEALTH FIRST MEDICAL GROUP			2	100%	2
MARTIN MEDICAL CENTER INC		1	1	50%	2
PREMIER MEDICAL LABORATORY			2	100%	2
ADVANCED URGENT CARE LLC			2	100%	2
CRUC CMCH-COVID-19		2			2
GRAND VILLA OF SARASOTA		1	1	50%	2
HARRINGTON PARK HEALTH AND REHAB		2			2
CITRUS PARK			2	100%	2
MEDI STATION			2	100%	2
OCALA REGIONAL KIDNEY CENTER-WEST			2	100%	2
BOSTON PUBLIC HEALTH COMMISSION			2	100%	2
ARLINGTON DIALYSIS CENTER LLC		2			2
MIDLAND MEMORIAL HOSPITAL			2	100%	2
RAPID URGENT CARE - ALBANY			2	100%	2
NORTH DAKOTA VETERANS HOME		2			2
LEXINGTON PLACE			2	100%	2
CVS MO10151POCT SPRINGFIELD		1	1	50%	2

COVID-19: testing by laboratory

Data through Jan 27, 2021 verified as of Jan 28, 2021 at 09:25 AM

Data in this report are provisional and subject to change.

The numbers in the table below represent the number of Florida and non-Florida residents for whom test results were received by the Department of Health. A person can be tested by more than one laboratory and can have both positive and negative results. **Therefore, the sum of the numbers in each column will be larger than the total number of people tested.**

Reporting lab	Inconclusive	Negative	Positive	Percent positive	Total
WEAKLEY COUNTY REHAB AND NURSING CENTER		2			2
FLORIDA DEPARTMENT OF HEALTH (FDOH)			2	100%	2
SARASOTA MEDICAL CENTER			2	100%	2
MANATEE MEMORIAL HOSPITAL CLINICAL LABORATORY			2	100%	2
SOUTH LAKE FAMILY HEALTH CENTER			2	100%	2
ST. MARY'S MEDICAL CENTER EVANSVILLE, INC			2	100%	2
MINUTECLINIC DIAGNOSTIC OF PA LLC		2			2
JORDAN VALLEY MEDICAL CENTER			2	100%	2
SOUTH FLORIDA PEDIATRIC PARTNERS			2	100%	2
WILSON MEMORIAL HOSPITAL			2	100%	2
CHNJ		2			2
CHAPPEL GROUP RESEARCH, THE		2			2
MINUTECLINIC MINUTECLINIC #4978		1	1	50%	2
LEGACY ER & URGENT CARE - FRISCO WEST			2	100%	2
HOLY FAMILY MEDICAL CENTER		1	1	50%	2
MODMD LABORATORY		2			2
CVS OH2342POCT WEST CHESTER		2			2
DEKALB MEDICAL CENTER LABORATORY			2	100%	2
SCIENTIFIC LABORATORY COMPANY		2			2
CVS MD2956POCT NEW MARKET		1	1	50%	2
SPRINGS MEDICAL LAB		1	1	50%	2
CVS HEALTH, #1994		1	1	50%	2
SOUTHSIDE FAMILY MEDICAL		2			2
NEMOURS CHILDRENS PRIMARY CARE			2	100%	2
MARQUESA MEDICAL		2			2
GEISINGER MEDICAL CENTER		2			2
ASHLEY PEDIATRICS			2	100%	2
PARKLAND HEALTH & HOSPITAL			2	100%	2
MEDLOGIC, LLC		2			2
NEW YORK STATE DEPARTMENT OF HEALTH		1	1	50%	2
JOHNNIE RUTH CLARKE LAB			2	100%	2
MINUTECLINIC DIAG OF IND LLC #1138		1	1	50%	2
CROSSROADS URGENT CARE DBA URGENT TEA		2			2
BAYLOR SCOTT & WHITE COMPREHENSIVE WOUND			2	100%	2
ARTHREX MEDICAL CENTER EAST			2	100%	2
MEDEXPRESS URGENT CARE FOX CHAPEL		2			2
PEDIATRICS IN NORTH FLORIDA PA			2	100%	2
VA OUTPATIENT PHARMACY			2	100%	2
PENSACOLA MEDICAL CLINIC LLC			2	100%	2
MEDEXPRESS URGENT CARE- ALLISON PARK		1	1	50%	2
MINUTE CLINIC LLC #6765		2			2
SACRED HEART HOSPITAL ON THE EMERALD			2	100%	2
ST. JOSEPH REGIONAL MEDICAL CENTER			2	100%	2
TGH Brandon Healthplex Laboratory			2	100%	2
AGILE URGENT CARE			2	100%	2
CHARLOTTE COUNTY HEALTH DEPARTMENT			2	100%	2
PALOS COMMUNITY HOSPITAL LABORATORY			2	100%	2

COVID-19: testing by laboratory

Data through Jan 27, 2021 verified as of Jan 28, 2021 at 09:25 AM

Data in this report are provisional and subject to change.

The numbers in the table below represent the number of Florida and non-Florida residents for whom test results were received by the Department of Health. A person can be tested by more than one laboratory and can have both positive and negative results. **Therefore, the sum of the numbers in each column will be larger than the total number of people tested.**

Reporting lab	Inconclusive	Negative	Positive	Percent positive	Total
SOUTHEASTERN INSTITUTE OF RESTORATIVE MEDICINE		1	1	50%	2
BLUETAIL MEDICAL GROUP, LLC		1	1	50%	2
WINKLER COURT☐		1	1	50%	2
Holiday Retirement Home			2	100%	2
Walgreens #10207		2			2
FLORIDA PRIMARY CARE AND SPORTS MEDICINE INC			2	100%	2
U OF MIAMI MILLER SCHOOL OF MEDICINE			2	100%	2
GINKGO-IXLAYER		2			2
STEBEN COUNTY PUBLIC HEALTH		2			2
LABRADOR PRIMARY CARE CENTER			2	100%	2
STARMED FAMILY & URGENT CARE			2	100%	2
MINUTECLINIC DIAGNOSTICS OF IND LLC		1	1	50%	2
PICHARDO CLINIC, THE			2	100%	2
Cedar Valley Nursing & Rehab Center		2			2
BROOKDALE ALTAMONTE SPRINGS			2	100%	2
UTMB PATHOLOGY CLINICAL SERVICES LABORATORY			2	100%	2
CVS MINUTE CLINIC DIAGNOSTIC OF TN #3293		2			2
CVS NC5591POCT STATESVILLE		1	1	50%	2
OURMED		2			2
AFC PHYSICIANS OF FLORIDA, PA			2	100%	2
BEECHTREE MOLECULAR LAB LLC			2	100%	2
BLACKWATER RIVER			2	100%	2
SOUTH BEND MEDICAL FOUNDATION			2	100%	2
RENFREW CENTERS INC		2			2
Huntington Health Care and Rehabilitation Center		2			2
COASTAL MEDICAL LAB			2	100%	2
MEMORIAL SLOAN KETTERING CANCER CENTER		1	1	50%	2
Church Creek SNF			2	100%	2
STUDENT HEALTH SERVICES			2	100%	2
Kroger 739 - The Little Clinic La Grange Road		2			2
SPECIALTY LABORATORIES			2	100%	2
FLORIDA PRIMARY CARE CENTER PA		2			2
CARE CENTERS OF NASSAU LLC MINER ROAD SOUTH		2			2
SUNBRIDGE CARE & REHAB FOR DECATUR		2			2
ADVENTHEALTH IMAGING PARTIN SETTLEMENT			2	100%	2
CHESTERFIELD HEALTHCARE GROUP, INC		2			2
BOND COMMUNITY HEALTH CENTER			2	100%	2
Luther Acres Manor		2			2
CVS HEALTH, #2043		2			2
NATIONWIDE LABORATORY SERVICES		1	1	50%	2
LIFETIME FAMILY URGENT CARE			2	100%	2
BLOOMING GARDENS OF CARE INC		2			2
CVS NJ837POCT MARLTON		2			2
Heartland Healthcare Center Boca Raton			2	100%	2
BERGEN COUNTY SURGICAL AND ENDOSCOPY CENTER		2			2
CVS TX1104POCT ALLEN		2			2
Iron County Medical Care Facility		2			2

COVID-19: testing by laboratory

Data through Jan 27, 2021 verified as of Jan 28, 2021 at 09:25 AM

Data in this report are provisional and subject to change.

The numbers in the table below represent the number of Florida and non-Florida residents for whom test results were received by the Department of Health. A person can be tested by more than one laboratory and can have both positive and negative results. **Therefore, the sum of the numbers in each column will be larger than the total number of people tested.**

Reporting lab	Inconclusive	Negative	Positive	Percent positive	Total
PANCARE HEALTH - SNEADS ELEMENTARY			2	100%	2
MERCY CONVENIENT CARE			2	100%	2
MINUTECLINIC, LLC #07852		2			2
URGENT CARE AND SURGERY CENTER			2	100%	2
MEDEXPRESS URGENT CARE-SELINGSGROVE		2			2
VALLEY BAPTIST MEDICAL CENTER: BROWNSVILLE			2	100%	2
Kroger 745 - The Little Clinic Somerset		2			2
CREATIVE HEALTH CENTER			2	100%	2
IN AND OUT URGENT CARE			2	100%	2
BRITO MEDICAL CENTER			2	100%	2
BIOMAT USA			2	100%	2
CVS TN7698POCT KNOXVILLE		2			2
Lenox on the Lake			2	100%	2
CARENOW LENEXA			2	100%	2
INTEGRATED REGIONAL LABS			2	100%	2
LEE MEMORIAL HOSPITAL BLOOD GAS LAB			2	100%	2
TALLAHASSEE MEMORIAL HEALTHCARE FAMILY MED RESIDENCY			2	100%	2
FLORIDA MEDICAL CLINIC -INTERNAL MED DADE CITY			2	100%	2
HOLY TRINITY PHARMACY LLC		2			2
Kroger 627 - The Little Clinic Castleberry		1	1	50%	2
Workmens Circle Multicare Center		2			2
WISE HEALTH SYSTEM		1	1	50%	2
CARE NOW, INC			2	100%	2
MEDEXPRESS URGENT CARE - OMAHA N 72 ST		2			2
MEMORIAL HERMANN			2	100%	2
CVS AZ5891POCT GILBERT		1	1	50%	2
Hartwell Health and Rehabilitation		2			2
MEDEXPRESS URGENT CARE NORWIN		2			2
STUART SURGERY CENTER, LLC			2	100%	2
INTEGRITY CLINICAL RESEARCH CENTER INC		1	1	50%	2
UK HEALTHCARE			2	100%	2
ONTARIO COUNTY PUBLIC HEALTH		2			2
WHITESANDS OUTPATIENT TREATMENT		2			2
GULF COAST IMMEDIATE CARE CENTER		1	1	50%	2
MID - FLORIDA PATHOLOGY LLC		1	1	50%	2
MANASOTA PEDIATRICS			2	100%	2
Kroger 125 - The Little Clinic Castle Rock		2			2
UNIVERISTY OF MEMPHIS ATHLETIC TRAINI		2			2
MATHER HOSPITAL			2	100%	2
FALCON HEALTH CENTER			2	100%	2
WISCONSIN STATE LABORATORY OF HYGIENE		1	1	50%	2
TRINITAS REGIONAL MEDICAL CENTER		1	1	50%	2
SIGNATURE CARE LEWISVILLE-EMERGENCY CENTER		1	1	50%	2
ADVENT HEALTH CENTRAL TEXAS		1	1	50%	2
OUR LADY OF THE LAKE REGIONAL MEDICAL CENTER			2	100%	2
AIRPORT CLINIC			2	100%	2
THE HOSPITAL OF PROVIDENCE EMERGENCY ROOM			2	100%	2

COVID-19: testing by laboratory

Data through Jan 27, 2021 verified as of Jan 28, 2021 at 09:25 AM

Data in this report are provisional and subject to change.

The numbers in the table below represent the number of Florida and non-Florida residents for whom test results were received by the Department of Health. A person can be tested by more than one laboratory and can have both positive and negative results. **Therefore, the sum of the numbers in each column will be larger than the total number of people tested.**

Reporting lab	Inconclusive	Negative	Positive	Percent positive	Total
PM PEDIATRICS OF SELDEN, PLLC		2			2
GOLDMAN SACHS HEALTH CENTER		2			2
SERENADES BY SONATA		1	1	50%	2
BROOME COUNTY HEALTH DEPARTMENT		1	1	50%	2
BRENTWOOD AT FORE RANCH			2	100%	2
PEPIN ACADEMIES-PASCO		2			2
BRANDYWYNE HEALTH CARE CENTER			2	100%	2
WAL-MART STORES EAST LP		2			2
CVS TX8387POCT AUSTIN		2			2
ORLANDO FAMILY PHYSICIANS INC			2	100%	2
MINUTE CLINIC INCORPORTE		2			2
AKRON GENERAL MEDICAL CENTER MAIN		2			2
ACCESS CARE MEDICAL GROUP LLC		2			2
Kroger 758 - The Little Clinic Providence		2			2
NEMOURS CHILDREN'S PRIMARY CARE THE VILLAGES		2			2
DOCTOR'S IN-HOUSE LAB/COMMUNITY HEALTH CENTERS OF PINELLAS – JOHNNIE R			2	100%	2
OELWEIN HEALTH CARE CENTER		2			2
SYNEOS HEALTH			2	100%	2
ADVENTHEALTH MEDICAL GROUP INTERNAL MEDICINE AT			2	100%	2
John Knox Manor Inc II		1	1	50%	2
MEDEXPRESS URGENT CARE, HERMITAGE		1	1	50%	2
DUKE HEALTH REGIONAL HOSPITAL			2	100%	2
GILCHRIST COUNTY FIRE DEPARTMENT			2	100%	2
CHEROKEE COUNTY HEALTH AND REHAB CENTER		2			2
ORLANDO ORTHOPAEDIC OUTPATIENT SURGERY CENTER LLC			2	100%	2
JOHN D. ARCHBOLD MEM. HOSPITAL			2	100%	2
STPET		1	1	50%	2
CVS MINUTE CLINIC DIAGNOSTIC OF KANSAS, PA		2			2
SPRING HILL REGIONAL HOSPITAL			2	100%	2
MEDEXPRESS URGENT CARE-BLOOMFIELD AVEN		2			2
MINUTE CLINIC DIAGNOSTIC MED GRP		2			2
ADVANTA ANALYTICAL LABORATORIES			2	100%	2
ACCESS MEDICAL GROUP OF FLORIDA CITY			2	100%	2
JRS LABORATORY			2	100%	2
PRECISION CLINICAL RESEARCH			2	100%	2
HCR MANOR CARE SERVICES OF FLORIDA III INC		2			2
REGIONAL MEDICAL CENTER BAYONET POINT			2	100%	2
MINUTECLINIC DIAGNOSTIC OF TN, PC 6304		1	1	50%	2
AHC of Mckenzie		2			2
KAILOS GENETICS INC			2	100%	2
Timber Ridge Health Care Center			2	100%	2
FLORIDA SCHOOL FOR THE DEAF & BLIND			2	100%	2
PHYSICIANS CARE INC		1	1	50%	2
MORRISTOWN MEMORIAL HOSPITAL		2			2
POMERENE HOSPITAL			2	100%	2
VAULT HEALTH			2	100%	2
MINUTECLIINIC DIAGNOSTIC OF NORTH CARO		2			2

COVID-19: testing by laboratory

Data through Jan 27, 2021 verified as of Jan 28, 2021 at 09:25 AM

Data in this report are provisional and subject to change.

The numbers in the table below represent the number of Florida and non-Florida residents for whom test results were received by the Department of Health. A person can be tested by more than one laboratory and can have both positive and negative results. **Therefore, the sum of the numbers in each column will be larger than the total number of people tested.**

Reporting lab	Inconclusive	Negative	Positive	Percent positive	Total
BENEVA LAKES ASSISTED LIVING CENTER			2	100%	2
COVANCE			2	100%	2
EMORY UNIVERSITY HOSPITAL			2	100%	2
MEDEXPRESS URGEN CARE - EAST BRUNSWICK		2			2
KIVA AT MOUNT DORA			2	100%	2
CVS MD1881POCT DUNKIRK		2			2
SHELL POINT HOME HEALTH			2	100%	2
MINUTECLINIC DIAG OF IND, LLC #5369		1	1	50%	2
MEDICAL CITY DALLAS HOSPITAL			2	100%	2
EASTLAKE MEDICAL CENTER		2			2
ADVANCED MEDICAL OF FLORIDA			2	100%	2
DALLAS VA MEDICAL CENTER - VA NORTH TEXAS HEALTH CARE SYSTEM			2	100%	2
PALM BAY COMMUNITY OUTPATIENT CLINIC		2			2
ACN PHYSICIANS GROUP CORP			2	100%	2
ONE MEDICAL GROUP		1	1	50%	2
CVS TX10140POCT THE WOODLANDS		2			2
RIVERSIDE METHODIST HOSPITAL LAB			2	100%	2
PruittHealth Lakehaven		2			2
COMMUNITY PHYSICIANS OF NORTH PORT PA			2	100%	2
TRUE HEALTH INC			2	100%	2
MEDEXPRESS URGENT CARE - SOUTH CHARLESTON		2			2
QUEST DIAGNOSTICS CLINICAL LABORATORIES INC		2			2
BROOKS -TLC HOSPITAL SYSTEM			2	100%	2
PM PEDIATRICS OF BAYSIDE PLLC - HOPEWELL JUNCTION		2			2
UC CORAL GABLES			2	100%	2
PUBLIC HEALTH LABORATORY	1		1	50%	2
MINUTECLINIC, LLC #1452		2			2
Van Wert Manor		2			2
MID-FLORIDA HEMATOLOGY AND ONCOLOGY CENTERS		2			2
TENNESSEE VALLEY HCS			2	100%	2
VITAL CARE CLINIC, LLC			2	100%	2
Kroger 020 - The Little Clinic Wheat Ridge		2			2
SOUTH DAKOTA DEPARTMENT OF HEALTH		2			2
FEDERAL CORRECTIONAL INSTITUTION MARIANNA			2	100%	2
AZALEA HEALTH AND REHABILITATION		2			2
Kroger 096 - The Little Clinic Orchard and Holly		2			2
ASSOCIATES IN UROGYNECOLOGY MD LLC		2			2
ROCKWALL URGENT CARE			2	100%	2
Medilodge of Montrose		2			2
COLLIER PHARMACY			2	100%	2
CORNERSTONE MEDICAL CARE OF BRANDON		2			2
WINCHESTER MEDICAL CENTER			2	100%	2
STUYVESANT URGENT CARE		2			2
US LABS		2			2
COOPER CLINIC			2	100%	2
ORLANDO HEALTH PHYSICIAN GROUP			2	100%	2
TWELVE OAKS RECOVERY CENTER			2	100%	2

COVID-19: testing by laboratory

Data through Jan 27, 2021 verified as of Jan 28, 2021 at 09:25 AM

Data in this report are provisional and subject to change.

The numbers in the table below represent the number of Florida and non-Florida residents for whom test results were received by the Department of Health. A person can be tested by more than one laboratory and can have both positive and negative results. **Therefore, the sum of the numbers in each column will be larger than the total number of people tested.**

Reporting lab	Inconclusive	Negative	Positive	Percent positive	Total
TEXAS REGIONAL ASTHMA & ALLERGY CENTER			2	100%	2
Oakwood - North Baldwins Center for Living		2			2
CARTER BLOOD CARE			2	100%	2
87TH MEDICAL GROUP – MCGUIRE AMBULATORY CARE FACILITY		2			2
ADVENTIST HINSDALE HOSPITAL LABORATORY			2	100%	2
SARASOTA IMMEDIATE CARE			2	100%	2
Great Lakes Health Center			2	100%	2
CVS OH3080POCT HUBER HEIGHTS		2			2
Greystone Nursing and Rehab, LLC			2	100%	2
WEST COAST PEDIATRICS			2	100%	2
SUNCOAST TECHNICAL COLLEGE SCHOOL OF HEALTH		2			2
ST VINCENTS AMBULATORY CARE INC DBA			2	100%	2
ARCPPOINT LABS OF ALTAMONTE SPRINGS			2	100%	2
MERCY HOSPITAL			2	100%	2
APC PEDIATRICS			2	100%	2
MAJESTIC GUARDIANS			2	100%	2
BELLIN HOSPITAL			2	100%	2
BAY CORRECTIONAL AND REHABILITATION FACILITY			2	100%	2
BD MEDICAL SYSTEMS			2	100%	2
MINUTECLINIC DIAG OF IND, LLC #6697		2			2
Iowa Veterans Home		2			2
CENTRAL FLORIDA PRIMARY CARE			2	100%	2
CSS- TWELVE OAKS			2	100%	2
SUNCOAST BLOOD BANK			2	100%	2
MEDEXPRESS URGENT CARE - LINCOLN VILLA		2			2
MARCO ISLAND MEDICAL CENTER			2	100%	2
MASSACHUSETTS DEPARTMENT OF HEALTH			2	100%	2
BAYSIDE URGENT CARE CENTER INC			2	100%	2
CFP PHYSICIANS GROUP			2	100%	2
ADVICE FOR OPTIMAL WELLNESS			2	100%	2
BAPTIST HOSPITAL OF MIAMI MCI BROWARD LABORATORY			2	100%	2
Delaware Court Healthcare Center		2			2
JEFFERSON WASHINGTON TOWNSHIP HOSPITAL		2			2
WARD MEMORIAL HOSPITAL		2			2
ORMOND BEACH URGENT CARE			2	100%	2
MINUTE CLINIC DIAGNOSTIC OF VIRGINIA, LLC #7543		2			2
MINUTECLINIC DIAGNOSTIC OF SC, LLC #4		2			2
WESTMINSTER SUNCOAST			2	100%	2
HARBORCHASE OF GAINESVILLE			2	100%	2
BRIGHAM AND WOMEN'S HOSPITAL			2	100%	2
FLAGLER PROFESSIONAL HEALTH CAE SERVICES INC		2			2
Jackson Health Care Facility			2	100%	2
MEDEXPRESS URGENT CARE - WEXFORD		2			2
CATHOLIC HEALTH LABORATORY SERVICES		2			2
VIRGINIA DEPT OF HEALTH OFFICE OF EPIDEMIOLOGY			2	100%	2
MINUTECLINIC 7196		2			2
HENDRY/GLADES COUNTY HEALTH DEPARTMENT		2			2

COVID-19: testing by laboratory

Data through Jan 27, 2021 verified as of Jan 28, 2021 at 09:25 AM

Data in this report are provisional and subject to change.

The numbers in the table below represent the number of Florida and non-Florida residents for whom test results were received by the Department of Health. A person can be tested by more than one laboratory and can have both positive and negative results. **Therefore, the sum of the numbers in each column will be larger than the total number of people tested.**

Reporting lab	Inconclusive	Negative	Positive	Percent positive	Total
HIGHLANDS COUNTY FIRE RESCUE		2			2
ACCESS LABORATORIES LLC			2	100%	2
JUPITER INTERNAL MEDICINE AND ASSOCIATES			2	100%	2
Kroger 619 - The Little Clinic Hendersonville Indian Lake		2			2
BROOKDALE LAKE MARY			2	100%	2
FKC AMELIA ISLAND DIALYSIS			2	100%	2
LAKEVIEW HEALTHCARE SYSTEM LLC			2	100%	2
Lake Charles Healthcare LLC dba Landmark Lake Charles			2	100%	2
UNIVERSITY OF MISSOURI HEALTH CARE			2	100%	2
GOUVERNEUR HOSPITAL LABORATORY		2			2
GENETIC ASSAYS INC			2	100%	2
ANDERSON COUNTY HOSPITAL			2	100%	2
NEBRASKA MEDICAL CENTER			2	100%	2
MINUTECLINIC DIAG OF IND LLC #1367		2			2
FLORIDA MEDICAL CLINIC CARDIOLOGY-ZH			2	100%	2
MINUTE-CLINIC DIAGNOSTIC OF VIRGINIA,		2			2
CVS GA2147POCT KENNESAW		1	1	50%	2
JUST BELIEVE RECOVERY CENTER			2	100%	2
IN & OUT URGENT CARE METAIRIE			2	100%	2
MINUTECLINIC DIAGNOSTIC PA #7110		2			2
CVS MO8555POCT KANSAS CITY		2			2
FLORIDA MEDICAL CENTER OF CLEARWATER		2			2
LIFT HEALTH		2			2
BERGEN NEW BRIDGE M		2			2
MEDEXPRESS - WILMINGTON CONCORD PIKE		2			2
MERCY HEALTH LAB		1	1	50%	2
LAWRENCE GENERAL HOSPITAL			2	100%	2
PEACE RIVER MEDICAL CENTER		2			2
SWEDISH COVENANT HOSPITAL			2	100%	2
LEE PHYSICIAN GROUP		1	1	50%	2
MD NOW URGENT CARE MEDICAL CENTERS INC			2	100%	2
VETERANS AFFAIRS MEDICAL CENTER - GREATER LOS ANGELES			2	100%	2
MEDEXPRESS URGENT CARE- COLUMBIA HEIGH		2			2
MIDWAY SPECIALTY CARE RX LLC			2	100%	2
PINECREST PEDIATRICS GROUP LLC			2	100%	2
ST CHARLES BEND LABORATORY		1	1	50%	2
AMEDISYS HOME HEALTH OF GREENVILLE			2	100%	2
NAVAL MEDICAL CENTER			2	100%	2
ASCENSION ST VINCENT'S RIVERSIDE			2	100%	2
GOLDSTEIN			2	100%	2
SARASOTA MEMORIAL MEDICAL URGENT CARE CENTER			2	100%	2
MARTHA A PRICE MD PA		1	1	50%	2
HOLLISMED LLC		1	1	50%	2
LACORP		1	1	50%	2
CEDARS-SINAI MEDICAL CENTER			2	100%	2
APPLECARE VALDOSTA			2	100%	2
UWMC MONTLAKE DEPT OF LAB MED			2	100%	2

COVID-19: testing by laboratory

Data through Jan 27, 2021 verified as of Jan 28, 2021 at 09:25 AM

Data in this report are provisional and subject to change.

The numbers in the table below represent the number of Florida and non-Florida residents for whom test results were received by the Department of Health. A person can be tested by more than one laboratory and can have both positive and negative results. **Therefore, the sum of the numbers in each column will be larger than the total number of people tested.**

Reporting lab	Inconclusive	Negative	Positive	Percent positive	Total
MAWD PATHOLOGY GROUP			2	100%	2
EXPRESSCARE URGENT CARE CENTER			2	100%	2
SOUTH TAMPA AFTER HOURS CLINIC			2	100%	2
Avanti Wellness and Rehab			2	100%	2
FIRST PREVENTION AND DIALYSIS CENTER LLC			2	100%	2
MEDEXPRESS URGENT CARE - JEANNETTE		2			2
ATLANTIC SURGERY CENTER OF JACKSONVILLE BEACH		2			2
JACKSON LABORATORY OF GENOMIC MEDICINE		2			2
CVS OH6149POCT UPPER ARLINGTON		1	1	50%	2
MINUTECLINIC DIAGNOSTIC OF TEXAS, LLC #7435		2			2
SYLVAN NURSING			2	100%	2
AFTER HOURS PEDS			2	100%	2
GULF COAST MEDICAL CENTER RESPIRATORY CARE			2	100%	2
MEDEXPRESS - WILMINGTON KIRKWOOD HIGHWAY		2			2
PLASMA MED RESEARCH DBA		2			2
ACKERMAN CANCER CENTER		2			2
STEWART ST ELIZABETH MEDICAL CENTER			2	100%	2
LEESBURG REGIONAL MEDICAL CENTER URGENT CARE			2	100%	2
CONEMAUGH MEMORIAL MEDICAL CENTER		2			2
PALM BEACH DIABETES & ENDOCRINE SPECIALISTS PA			2	100%	2
CERTIVIA LABORATORIES			2	100%	2
SOMA MEDICAL CENTER PA #4			2	100%	2
NEMOURS CHILDREN'S URGENT CARE			2	100%	2
MINUTECLINIC #2797		2			2
Alden Terrace of McHenry			2	100%	2
ADVENTHEALTH EAST ORLANDO EMPLOYEE CLINIC		2			2
NLC LABS			2	100%	2
SUMMIT URGENT CARE PS			2	100%	2
INSPIRE HEALTHCARE CENTER			2	100%	2
CALIFORNIA DIVISION OF COMMUNICABLE DISEASE CONTROL			2	100%	2
NEW YORK PSYCHIATRIC INSTITUTE		2			2
NORTHWELL HEALTH			2	100%	2
ACCESS RECOVERY SOLUTIONS LLC			2	100%	2
MEDSTAR HARBOR HOSPITAL			2	100%	2
MARCO ISLAND HOSPITAL INC D/B/A		1	1	50%	2
MINUTECLINIC DIAG OF IND, LLC #6908		2			2
HEALTH EXPRESS URGENT CARE			2	100%	2
FLORIDA KEYS PED & ADOLES CTR			2	100%	2
MEASE COUNTRYSIDE HOSPITAL CARDIAC REH			2	100%	2
Alden Des Plaines			2	100%	2
MEDEXPRESS URGENT CARE - SPRINGDALE, S 40TH STREET		2			2
ATHENA CARE RESOURCES LLC		2			2
MINUTECLINIC DIAGNOSTIC OF OHIO #6192		2			2
Bedford Care Center of Hattiesburg		2			2
STARR CITY OF ROMA COMMUNITY CENTER			2	100%	2
BOSTON MEDICAL CENTER			2	100%	2
ADVENTHEALTH MEDICAL GROUP FAMILY MEDICINE AT RDV		2			2

COVID-19: testing by laboratory

Data through Jan 27, 2021 verified as of Jan 28, 2021 at 09:25 AM

Data in this report are provisional and subject to change.

The numbers in the table below represent the number of Florida and non-Florida residents for whom test results were received by the Department of Health. A person can be tested by more than one laboratory and can have both positive and negative results. **Therefore, the sum of the numbers in each column will be larger than the total number of people tested.**

Reporting lab	Inconclusive	Negative	Positive	Percent positive	Total
MEMORIAL HOSPITAL OF CARBONDALE			2	100%	2
FLORIDA COMMUNITY HEALTH CENTERS, INC.			2	100%	2
GRAND VILLA OF MELBOURNE			2	100%	2
NEW BRIDGE MEDICAL CENTER		2			2
MIDNIGHT MEDICINE			2	100%	2
MINUTECLINIC, LLC (CLINIC 10928)		2			2
BAYCARE OUTREACH LAB			2	100%	2
STARR COUNTY MEMORIAL HOSPITAL			2	100%	2
THOMASVILLE REGIONAL MEDICAL CENTER		2			2
LILY PHARMACY		2			2
GULF COAST REGIONAL MEDICAL CARE		2			2
DEPT OF HEALTH			2	100%	2
VILLA HEALTH NH LLC			2	100%	2
SANFORD REGIONAL HOSPITAL WORTHINGTON		2			2
EXPRESS CARE OF THE SHOALS		1	1	50%	2
UNIVERSTIY OF ILLINOIS HOSPITAL			2	100%	2
OPP HEALTH AND REHABILITATION		2			2
CROSTOWN PHARMACY		2			2
FLORIDA MEDICAL CLINIC RADIOLOGY DALE MABRY		2			2
METROHEALTH SYSTEM			2	100%	2
EMERALD TRACE		2			2
CITY OF NEW YORK DEPARTMENT OF HEALTH			2	100%	2
MOBILE COUNTY HEALTH DEPARTMENT		1	1	50%	2
Gracemore Nursing and Rehab		2			2
RIGHT AT HOME			2	100%	2
CLINICAL PATHOLOGY LABORATORIES			2	100%	2
INA		1	1	50%	2
RAINY LAKE MEDICAL CENTER			2	100%	2
DASCENA LAB			2	100%	2
WHOLE CHILD PEDIATRICS			2	100%	2
MONICE DR.			2	100%	2
Macon Valley Nursing and Rehabilitation Center		2			2
ALL PEDIATRIC CARE PA			2	100%	2
STANFORD HEALTH CARE ANATOMIC PATHOLOGY & CLINICAL LAB			2	100%	2
PHOEBE BERKS HEALTH CARE CENTER		2			2
SWEETWATER NURSING CENTER		2			2
NATIONAL JEWISH HEALTH			2	100%	2
ALVERNO CLINICAL LABORATORIES			2	100%	2
METHODIST MANSFIELD MEDICAL CENTER			2	100%	2
University Center East			2	100%	2
CLEVELAND CLINIC IMAGING			2	100%	2
BNR PHARMACY INC		2			2
CVS NY549POCT RIDGEWOOD		1	1	50%	2
MIDDLE TENN MENTAL HEALTH INSTITUTE		2			2
DELAWARE DIAGNOSTICS LABS			2	100%	2
BAPTIST HEALTHCARE - LAKEVIEW CENTER INC		2			2
STOP URGENT CARE			2	100%	2

COVID-19: testing by laboratory

Data through Jan 27, 2021 verified as of Jan 28, 2021 at 09:25 AM

Data in this report are provisional and subject to change.

The numbers in the table below represent the number of Florida and non-Florida residents for whom test results were received by the Department of Health. A person can be tested by more than one laboratory and can have both positive and negative results. **Therefore, the sum of the numbers in each column will be larger than the total number of people tested.**

Reporting lab	Inconclusive	Negative	Positive	Percent positive	Total
GRACE HEALTHCARE OF LAKE WALES		1	1	50%	2
CVS OH6147POCT COLUMBUS		1	1	50%	2
PM PEDIATRICS OF BAYSIDE, PLLC - MANHASSET		2			2
BAYSTATE MEDICAL CENTER		1	1	50%	2
REGIONS HOSPITAL LABORATORY			2	100%	2
GENESIS FAMILY PRACTICE			2	100%	2
TRICORE REFERENCE LABORATORY		1	1	50%	2
PANCARE HEALTH - FRANKLIN CO			2	100%	2
WALGREENS #05477		2			2
MEDEXPRESS URGENT CARE - BRIDGEVILLE		2			2
POINTE AT NEW PORT PLACE,THE		2			2
COMMUNITY HEALTH CENTERS INC			2	100%	2
WELL HEALTH LABS			2	100%	2
MADISON HOSPITAL LABORATORY			2	100%	2
PALM CITY NURSING AND REHAB CENTER			2	100%	2
BIRMINGHAM INTERNAL MEDICINE ASSOCIATE		1	1	50%	2
BAYCARE LABORATORIES			2	100%	2
DOCTORS MEDICAL CTR OF WALTON COUNTY			2	100%	2
SPRINGFIELD HOSPITAL LABORATORY			2	100%	2
LEE MEMORIAL HEALTH SYSTEM D/B/A			2	100%	2
NORTH MCALLEN PEDIATRIC CENTER			2	100%	2
SCDHEC BUREAU OF LABORATORIES			2	100%	2
RAPID RESULT CORP LLC		1	1	50%	2
BFT LAB			2	100%	2
AdventHealth Care Center Orlando North			2	100%	2
CVS MINUTE CLINIC DIAGNOSTIC MED GRP		2			2
ENVOY OF FORK UNION, LLC DBA ENVOY AT THE VILLAGE		2			2
MIDDLEBURG PEDIATRICS			2	100%	2
MAIN STREET MEDICAL CENTERS		2			2
VICTORIAN MANOR			2	100%	2
Providence of Sparta Health and Rehabilitation		2			2
MEDEXPRESS URGENT CARE-MT PLEASANT		1	1	50%	2
MINUTE CLINIC LLC #0169		2			2
LIFELINK TISSUE BANK D/B/A LIFELINK TISSUE BANK		2			2
441 URGENT CARE-MULBERRY			2	100%	2
New Jersey Aim At Smg		2			2
PALMETTO FAMILY HEALTH CENTER			2	100%	2
AMERICAN MEDICAL LABORATORIES			2	100%	2
MEDEXPRESS URGENT CARE - LITTLE ROCK		1	1	50%	2
CVS NY491POCT JACKSON HEIGHTS		2			2
EDGEWATER RETIREMENT MANOR			2	100%	2
Metro West Nursing and Rehab			2	100%	2
IMMERSION RESIDENTIAL LLC			2	100%	2
BAYLOR COLLEGE OF MEDICINE			2	100%	2
Elba Nursing and Rehabilitation Center, LLC		2			2
FLORIDA DEPARTMENT OF HEALTH IN ALACHUA COUNTY -			2	100%	2
FL DEPT OF HEALTH MARION COUNTY MOBILE HEALTH UNIT			2	100%	2

COVID-19: testing by laboratory

Data through Jan 27, 2021 verified as of Jan 28, 2021 at 09:25 AM

Data in this report are provisional and subject to change.

The numbers in the table below represent the number of Florida and non-Florida residents for whom test results were received by the Department of Health. A person can be tested by more than one laboratory and can have both positive and negative results. **Therefore, the sum of the numbers in each column will be larger than the total number of people tested.**

Reporting lab	Inconclusive	Negative	Positive	Percent positive	Total
ELMHURST MEMORIAL HOSPITAL			2	100%	2
LOWELL GENERAL HOSPITAL			2	100%	2
CVS NJ862POCT MARLBORO		2			2
THE CLUB AT BOYNTON BEACH, LLC			2	100%	2
GERM BUSTERS 911 LLC			2	100%	2
SIGNATURE HEALTHCARE OF MIDDLEBURG		2			2
NOVA SOUTHEASTERN UNIVERSITY - STUDENT MEDICAL CTR			2	100%	2
CVS PA813POCT RICHBORO		2			2
ROCKEFELLER UNIVERSITY CLINICAL GENOMICS LABORATOR		2			2
MEDEXPRESS URGENT CARE-SALINA, S 9TH ST		2			2
MINUTECLINIC DIAG OF IND, LLC #6648		1	1	50%	2
MEMORIAL HOSPITAL OF SOUTH BEND			2	100%	2
ADVANCED MEDICAL CARE			2	100%	2
MEDEXPRESS URGENT CARE - LINCOLN N 26T		2			2
AFFORDABLE PRIMARY CARE LLC		2			2
NEMOURS CHILDREN'S URGENT			2	100%	2
DMC UNIVERSITY LABORATORIES		1	1	50%	2
CLINICA HISPANIA			2	100%	2
Stillwater Healthcare		2			2
NOT GIVEN		1	1	50%	2
VALLEY MEDICAL LABORATORY			2	100%	2
MEDEXPRESS URGENT CARE - LEDGEWOOD		2			2
SPECTRUM HEALTH			2	100%	2
ManorCare Rehabilitation Center- Decatur		2			2
PRIMARY CARE SPECIALISTS OF ORLANDO LLC			2	100%	2
CVS TN7289POCT SIGNAL MOUNTAIN		2			2
COMPLETE HEALTH MEDICAL CENTER			2	100%	2
THE RIM URGENT CARE			2	100%	2
MINUTECLINIC, LLC #1492		2			2
HOME ACCESS HEALTH			2	100%	2
DEPARTMENT OF HEALTH AND HUMAN SERVICES DIVISION OF BEHAVIORAL HEALTH		1	1	50%	2
CLEAR LAKE REGIONAL MEDICAL CENTER			2	100%	2
ROPER HOSPITAL			2	100%	2
Manor Care-Kingston Court of York PA, LLC		2			2
EXCEPTIONAL EMERGENCY CENTER - AMARILLO			2	100%	2
CVS IN7653POCT EVANSVILLE		1	1	50%	2
DASCENA, INC			2	100%	2
BMC/JACSONVILLE		1	1	50%	2
INSPIRIT SENIOR LIVING			2	100%	2
ILLINOIS DEPT OF PUBLIC HEALTH LABS			2	100%	2
STATCARE URGENT AND WALK-IN			2	100%	2
MEDEXPRESS URGENT CARE-WILKINS TOWNSHIP, WILLIAM PENN HIGHWAY		2			2
CPL LABS			2	100%	2
SUPER HEALTH PHARMACY LLC		2			2
MEMORIAL HERMANN CONSOLIDATED LABORATORY SERVICES			2	100%	2
ASPIRUS RIVERVIEW HOSPITAL & CLINICS INC		1	1	50%	2
AUSTIN REGIONAL CLINIC MICROBIOLOGY LAB			2	100%	2

COVID-19: testing by laboratory

Data through Jan 27, 2021 verified as of Jan 28, 2021 at 09:25 AM

Data in this report are provisional and subject to change.

The numbers in the table below represent the number of Florida and non-Florida residents for whom test results were received by the Department of Health. A person can be tested by more than one laboratory and can have both positive and negative results. **Therefore, the sum of the numbers in each column will be larger than the total number of people tested.**

Reporting lab	Inconclusive	Negative	Positive	Percent positive	Total
GALEN BAYLOR EXTENSION		2			2
SPRINGHILL SENIOR RESIDENCE		2			2
MAGNOLIA ADULT, LLC			2	100%	2
Lakeside Oaks Care Center			2	100%	2
SHORE MEDICAL CENTER		2			2
SOUTHERN TENNESSEE MEDICAL CENTER			2	100%	2
MAYO CLINIC GROUP PRACTICE LABORATORY			2	100%	2
CONWAY MEDICAL CENTER			2	100%	2
MEDEXPRESS URGENT CARE - BROOKHAVEN		2			2
PHYSICIANS MEDICAL CENTER		2			2
BAPTIST HOSPITAL EMPLOYEE HEALTH OFF			2	100%	2
CVS IL7017POCT BLOOMINGTON		2			2
UMHC HOLLYWOOD LABORATORY			2	100%	2
FLORIDA CLINICAL LABORATORY INC			2	100%	2
ST. ELIZABETH HEALTHCARE			2	100%	2
BOONES CREEK URGENT CARE		1	1	50%	2
JULIE STAATS DO		2			2
CROSSROADS			2	100%	2
MINUTECLINIC DIAGNOSTIC OF KANSAS PA		2			2
MD NOW URGENT CARE CENTER INC.			2	100%	2
Kings County Hospital Center			2	100%	2
ADVANCE FAMILY PRACTICE LLC□			2	100%	2
REELFOOT FAMILY WALK IN CLINIC - TIPT		2			2
MENORAH MANOR			2	100%	2
LIFESPRING COMMUNITY HEALTH		2			2
A+ URGENT/PRIMARY CARE			2	100%	2
MIDWAY PRIMARY CARE LLC		2			2
MINUTE CLINIC LLC #4017		2			2
FAMILY FIRST PEDIATRICS			2	100%	2
LAB CORP OF AMER SAN DIEGO			2	100%	2
CVS NC4165POCT BREVARD			2	100%	2
TULANE MEDICAL CENTER			2	100%	2
MINUTECLINIC #8760		2			2
MINUTE CLINIC DIAGNOSTIC OF KANSAS PA		2			2
NONA PEDIATRIC CENTER			2	100%	2
VA PRIMARY CARE ANNEX			2	100%	2
POINT OF CARE PRIVATE HEALTH MANAGEMENT			2	100%	2
POPLAR HEALTHCARE			2	100%	2
UNITED MEMORIAL MEDICAL CENTER			2	100%	2
CARESPOT URGENT CARE		1	1	50%	2
CVS PA8979POCT HARRISBURG		2			2
PHYSICIANS LABORATORY SERVICES			2	100%	2
TAMPA INTERNATIONAL AIRPORT			2	100%	2
DALLAS BAPTIST UNIVERSITY - HEALTH SERVICES			2	100%	2
SOUTHEAST GEORGIA HEALTH SYSTEM			2	100%	2
PALM BEACH GARDENS MEDICAL CENTER			2	100%	2
CVS IN6713POCT BLOOMINGTON		2			2

COVID-19: testing by laboratory

Data through Jan 27, 2021 verified as of Jan 28, 2021 at 09:25 AM

Data in this report are provisional and subject to change.

The numbers in the table below represent the number of Florida and non-Florida residents for whom test results were received by the Department of Health. A person can be tested by more than one laboratory and can have both positive and negative results. **Therefore, the sum of the numbers in each column will be larger than the total number of people tested.**

Reporting lab	Inconclusive	Negative	Positive	Percent positive	Total
DRR JMC URGENT CARE DONALD ROSS			2	100%	2
PEDIATRIC HEALTH CARE		1	1	50%	2
MANSFIELD MEDICAL LODGE			2	100%	2
RIVERVIEW MEDICAL CLINIC		2			2
DAYTON CHILDRENS HOSPITAL LAB			2	100%	2
TMH PHYSICIAN PARTNERS MONTICELLO		1	1	50%	2
Kroger 412 - The Little Clinic Oxford		2			2
SOUTHERN BREEZE HEALTHCARE		1	1	50%	2
ACM MEDICAL LABORATORY ALLIANCE			2	100%	2
GIGI WOOD DAVIS DO-FAMILY MEDICINE		2			2
SUMMERFIELD RETIREMENT LIVING, INC			2	100%	2
EAST NAPLES PEDIATRICS			2	100%	2
TMH FSU RAPID LABORATORY		1	1	50%	2
MINUTECLINIC DIAGNOSTIC, PA #10252		2			2
FIRST CHOICE MEDICAL PC			2	100%	2
ASCENSION ST MICHAEL'S HOSPITAL LAB		1	1	50%	2
NORTHEAST PEDIATRICS			2	100%	2
CAREWELL JW - WORCESTER LNC			2	100%	2
BAYFRONT FAMILY HEALTH CENTER			2	100%	2
MEDEXPRESS URGENT CARE - WEST ST PAUL, ROBERT ST S		2			2
FLORIDA DEPARTMENT OF HEALTH IN ESCAMBIA COUNTY		1	1	50%	2
SOUTHERN SURGICAL ARTS		2			2
CVS CA8850POCT HUNTINGTON BEACH		1	1	50%	2
BAYSHORE MEDICAL CENTER			2	100%	2
MELBOURNE URGENT CARE			1	100%	1
MINUTE CLINIC DIAGNOSTIC MED GRP OF CA		1			1
MED-LAKE LABORATORY			1	100%	1
SMA BEHAVIORAL HEALTH SERVICES INC		1			1
COLLINS NURSING HOME		1			1
QC LABORATORY			1	100%	1
PHYSICIAN ASSOCIATES, LLC			1	100%	1
CONSOLIDATED			1	100%	1
BSA PHYSICIANS GROUP, INC D/B/A BSA FAMILY MEDICAL			1	100%	1
PHYSICIANS URGENT CARE			1	100%	1
NORWALK HOSPITAL			1	100%	1
MEDAC AT PORTERS NECK			1	100%	1
MINUTECLINIC DIAGNOSTIC OF NEW MEXICO LLC #7552		1			1
MEMORIAL HERMANN SOUTHWEST HOSPITAL			1	100%	1
ADVANCE HEALTH AND WELLNESS SOLUTIONS			1	100%	1
GAMMA HEALTHCARE, INC		1			1
BIOMERIEUX			1	100%	1
CVS NC7588POCT ASHEVILLE		1			1
MED BAR LLC		1			1
SANTA MONICA CA-UCLA MC			1	100%	1
BLANCHARD VALLEY HOSPITAL LABORATORY			1	100%	1
CTMD MEDICAL CENTER, PA			1	100%	1
Kingston Care Center of Fort Wayne		1			1

COVID-19: testing by laboratory

Data through Jan 27, 2021 verified as of Jan 28, 2021 at 09:25 AM

Data in this report are provisional and subject to change.

The numbers in the table below represent the number of Florida and non-Florida residents for whom test results were received by the Department of Health. A person can be tested by more than one laboratory and can have both positive and negative results. **Therefore, the sum of the numbers in each column will be larger than the total number of people tested.**

Reporting lab	Inconclusive	Negative	Positive	Percent positive	Total
SARHA DOCTORS CENTER			1	100%	1
NABI		1			1
CVS PA1296POCT DREXEL HILL		1			1
BROOKSHIRE, THE			1	100%	1
WINNIFRED ASSISTED LIVING FACILITY INC		1			1
ADVENTHEALTH MEDICAL GROUP COMMUNITY MEDICINE			1	100%	1
COASTAL PEDIATRICS LLC			1	100%	1
MID-FLORIDA PATHOLOGY LLC		1			1
MEDONE URGENT CARE			1	100%	1
WALGREENS NO 19542		1			1
HACKENSACK UNIVERSITY MEDICAL CENTER		1			1
VALLEY HOSPITAL MEDICAL CENTER		1			1
441 URGENT CARE CENTER - BROWNWOOD			1	100%	1
EVENTIDE LUTHERAN HOME		1			1
TITUSVILLE CENTER FOR SURGICAL EXCELLENCE LLC		1			1
KAISER PERMANENTE REGIONAL REFERENCE LABORATORY		1			1
FLORIDA MEDICAL CLINIC, LLC			1	100%	1
SOUTHEAST MISSOURI HOSPITAL		1			1
SANFORD LABORATORIES WATERTOWN			1	100%	1
Walgreens #12427			1	100%	1
EXPRESS WALK IN MEDICAL CENTER			1	100%	1
ST.ELIZABETH HEALTH CENTER	1				1
AVERA ST. MARY'S HOSPITAL			1	100%	1
Waycross Health and Rehabilitation		1			1
TENNOVA ER - SANGO			1	100%	1
HAMILTON COUNTY HEALTH DEPARTMENT		1			1
INFINITI LABS INC			1	100%	1
CARSON NURSING AND REHABILITATION CENTER		1			1
CVS MINUTE CLINIC #5836		1			1
Hackensack Univ Medical Center At Pasc		1			1
Northern Nevada State Veterans Home		1			1
BOCA CIEGA CENTER			1	100%	1
CVS GA7064POCT STOCKBRIDGE		1			1
VILLAGES HEALTH SYSTEM, LLC, THE			1	100%	1
KENDALL PEDIATRICS PARTNERS LLC			1	100%	1
CENTRAL FL INTERNAL MEDICINE ASSOCIATES LLC		1			1
AURORA MEDICAL CENTER-KENOSHA			1	100%	1
DOCTORS HOSPITAL OF LAREDO			1	100%	1
DR PHILLIPS CENTER FOR WELLNESS		1			1
KINGWOOD EMERGENCY HOSPITAL			1	100%	1
MEDICAL CITY NORTH HILLS			1	100%	1
PRISMA HEALTH TUOMEY LABORATORY			1	100%	1
Bethel Lutheran Nursing & Rehabilitation Center		1			1
Kroger 97 - The Little Clinic Hutchinson		1			1
STARLING AT SAN JOSE			1	100%	1
MONMOUTH MEDICALC ENTER		1			1
URGENT CARE CENTER OF PORT ORANGE LLC			1	100%	1

COVID-19: testing by laboratory

Data through Jan 27, 2021 verified as of Jan 28, 2021 at 09:25 AM

Data in this report are provisional and subject to change.

The numbers in the table below represent the number of Florida and non-Florida residents for whom test results were received by the Department of Health. A person can be tested by more than one laboratory and can have both positive and negative results. **Therefore, the sum of the numbers in each column will be larger than the total number of people tested.**

Reporting lab	Inconclusive	Negative	Positive	Percent positive	Total
Kroger 328 - The Little Clinic Henderson Road		1			1
FAYETTE MEDICAL CENTER LAB		1			1
LIMA MEMORIAL HOSPITAL			1	100%	1
STERLING HOUSE OF PORT ORANGE		1			1
PANCARE HEALTH - BRUCE			1	100%	1
URGENTMED PLANTATION			1	100%	1
LAKE LURE HEALTH CENTER			1	100%	1
Memorial Health Care Center			1	100%	1
HOLLAND COMMUNITY HOSPITAL		1			1
SOLARIS HEALTHCARE PLANT CITY		1			1
REFERENCE LABORATORY			1	100%	1
CVS KY4779POCT LOUISVILLE		1			1
ENCOMPASS HEALTH HOME HEALTH		1			1
QUALITY LAB			1	100%	1
MEDEXPRESS URGENT CARE - HADLEY		1			1
SMITH KLINE			1	100%	1
ANY LAB TEST NOW JACKSONVILLE		1			1
ADVANCED MEDICAL LABORATORIES (AML)			1	100%	1
CRYSTAL RIVER FIRE DEPARTMENT			1	100%	1
FLORIDA HEALTH CARE MEDICAL GROUP		1			1
HARMONY HEALTHCARE ORLANDO INC		1			1
USF PHYSICIANS GROUP			1	100%	1
Life Care Center of Auburn		1			1
MEDCOR INC			1	100%	1
FAMILY PRACTICE ASSOCIATES		1			1
HORIZON MEDICAL CENTER			1	100%	1
GOSHEN HOSPITAL			1	100%	1
SANITAS RESEARCH LLC			1	100%	1
DAVITA DIALYSIS-NORTH			1	100%	1
MEDICAL ARTS LABORATORY			1	100%	1
UNIVERSITY OF MIAMI PRIMARY CARE SITE UMHC 3039			1	100%	1
ORLANDO PHYSICIAN NETWORK		1			1
THEDACARE FAMILY MEDICINE GATEWAY			1	100%	1
ACCESS FAMILY CARE LLC			1	100%	1
OLEAN GENERAL HOSPITAL		1			1
BROADWAY HEALTH FLORIDA MEDICAL CLINIC URGENT CARE			1	100%	1
TALLAHASSEE PRIMARY CARE ASSOCIATES PA			1	100%	1
ALLEGHENY GENERAL HOSPITAL			1	100%	1
Washington County Nursing H0me			1	100%	1
SYCAMORE MEDICAL CENTER-KETTERING HEALTH NETWORK			1	100%	1
LOUISIANA STATE LAB			1	100%	1
IM&P WELLNES CENTER			1	100%	1
NEW RIVER HEALTH DISTRICT			1	100%	1
CVS IN8669POCT INDIANAPOLIS		1			1
HEALTH FIRST MEDICAL GROUP LLC			1	100%	1
FHPG SURGICAL ASSOCIATES OF EAST PASCO			1	100%	1
MINUTECLINIC, LLC #09202		1			1

COVID-19: testing by laboratory

Data through Jan 27, 2021 verified as of Jan 28, 2021 at 09:25 AM

Data in this report are provisional and subject to change.

The numbers in the table below represent the number of Florida and non-Florida residents for whom test results were received by the Department of Health. A person can be tested by more than one laboratory and can have both positive and negative results. **Therefore, the sum of the numbers in each column will be larger than the total number of people tested.**

Reporting lab	Inconclusive	Negative	Positive	Percent positive	Total
ORANGE PEDIATRICS PA			1	100%	1
WASHINGTONVILLE PHARMACY INC		1			1
SILVERMAN			1	100%	1
ARLINGTON ADULT RESIDENTIAL FACILITY, INC			1	100%	1
TMH PHYSICIAN PARTNERS QUINCY			1	100%	1
CIGNA GATEWAY			1	100%	1
HALIFAX HEALTH PRIMARY CARE ORMOND			1	100%	1
HIGH DESERT COURT GROUP HOME			1	100%	1
UMMC MIDTOWN CAMPUS			1	100%	1
WALGREENS #5130			1	100%	1
FULGENT GENETICS HOUSTON		1			1
CVS CA9715POCT THOUSAND OAKS		1			1
HARBOR BEACH NURSING AND REHABILITATION CENTER			1	100%	1
Piqua Manor		1			1
Walgreens #3661		1			1
CVS PA2582POCT SPRINGFIELD		1			1
PLANT CITY FAMILY CARE		1			1
Cottage of the Shoals		1			1
Good Samaritan Society Waukon		1			1
OCALA REGIONAL DIALYSIS- NORTH			1	100%	1
QUALITY CLINICAL LAB LLC			1	100%	1
CAREWELL URGENT CARE FITCHBURG			1	100%	1
Kroger 448 - The Little Clinic Mason		1			1
TITUSVILLE REHABILITATION AND NURSING CENTER		1			1
Juniper Village at Bucks County		1			1
GWINNETT MEDICAL CENTER			1	100%	1
C V S / PHARMACY #4396		1			1
CHILDRENS SPECIALIST PEDIATRIC PULMMOLOGY &			1	100%	1
PENSACOLA PATHOLOGY		1			1
ASCARATE DIALYSIS			1	100%	1
COMMUNITY			1	100%	1
SOUTHWEST REGIONAL PCR LABORATORY			1	100%	1
MEDCARE QUALITY MEDICAL CENTER LLC			1	100%	1
OXY-GENLAB			1	100%	1
CVS OH3476POCT TIPP CITY		1			1
SUNCOAST BEHAVIORAL HEALTH CENTER			1	100%	1
SAINT ALPHONSUS REGIONAL MEDICAL CENTER			1	100%	1
PROGRESSIVE MEDICAL RESEARCH			1	100%	1
LAKE MARY OPTUM FLORIDA			1	100%	1
MINUTE CLINIC DIAGNOSTIC PA			1	100%	1
Bayou Vista Community Care Center			1	100%	1
JPS HEALTH CENTER AT TRUE WORTH PLACE			1	100%	1
LIFESPAN HEALTH - SELMER		1			1
GREATER TAMPA AT HOME			1	100%	1
MAHONEY PEDIATRICS PA			1	100%	1
UPMC NORTHWEST HOSPITAL			1	100%	1
ADVENTHEALTH MEDICAL GROUP UROLOGY AT EAST ORLANDO		1			1

COVID-19: testing by laboratory

Data through Jan 27, 2021 verified as of Jan 28, 2021 at 09:25 AM

Data in this report are provisional and subject to change.

The numbers in the table below represent the number of Florida and non-Florida residents for whom test results were received by the Department of Health. A person can be tested by more than one laboratory and can have both positive and negative results. **Therefore, the sum of the numbers in each column will be larger than the total number of people tested.**

Reporting lab	Inconclusive	Negative	Positive	Percent positive	Total
PUBLIX PHARMACY #0332		1			1
OUCH URGENT CARE			1	100%	1
SISTERS MISSION			1	100%	1
MEDEXPRESS URGENT CARE - DANVILLE		1			1
Sanford Health & Rehabilitation			1	100%	1
TITUSVILLE TOWERS ASSISTED LIVING		1			1
GENESIS MICROBIOLOGY LAB		1			1
EASTMAN HEALTHCARE & REHAB		1			1
CROSSROADS URGENT CARE PLLC		1			1
CALIFORNIA PUBLIC HEALTH LABORATORY			1	100%	1
BAPTIST ASI			1	100%	1
ROCKLEDGE HEALTH & REHABILITATION CENTER			1	100%	1
MED CHOICE CENTER OF NORTH MIAMI			1	100%	1
AUTUMN HOUSE			1	100%	1
SAINT PETE MRI			1	100%	1
DEL PRADO MEDICAL CENTER, INC		1			1
SEATTLE-KING COUNTY			1	100%	1
CVS SC4286POCT EASLEY		1			1
OAK HAVEN REHAB AND NURSING CENTER			1	100%	1
MAYO CLINIC OUTPATIENT DIALYSIS CENTER			1	100%	1
CARENOW MIDTOWN			1	100%	1
MIDDLETON PEDIATRICS			1	100%	1
SV MOBILE HEALTH			1	100%	1
Gulf Coast health and Rehabilitation, LLC		1			1
MERCY GENERAL HOSPITAL			1	100%	1
Sevierville Health and Rehabilitation		1			1
Manor Care of Dallastown d/b/a ManorCare Health Services - Dallastown		1			1
ADVENTHEALTH IMAGING LAKE NONA			1	100%	1
ST. LUKES HOSPITAL			1	100%	1
INTERMOUNTAIN HEALTHCARE LABORATORY SERVICES			1	100%	1
MEDICAL CLINIC OF HOUSTON			1	100%	1
ORLANDO HEALTH MEDICAL GROUP			1	100%	1
ST. LUKE'S HOSPITAL			1	100%	1
SAINT JOSEPHS HOSPITAL OF ATLANTA			1	100%	1
TRANSPLANT GENOMICS INC (EUROFINS)		1			1
UHS BINGHAMTON GENERAL			1	100%	1
SOUTHERN FAMILY HEALTH			1	100%	1
CONSULATE HEALTH CARE OF VERO BEACH			1	100%	1
Kroger 395 - The Little Clinic Blanchester		1			1
MOUNT SINAI COMPREHENSIVE CANCER CENTER			1	100%	1
FLORIDA DEPARTMENT OF HEALTH PALM BEACH COUNTY			1	100%	1
WALKIN MEDICAL URGENT CARE,NEW CITY			1	100%	1
TAYLOR COUNTY HEALTH DEPARTMENT			1	100%	1
FHCP ASC - ORANGE CITY			1	100%	1
BIODORON LABORATORIES			1	100%	1
CVS TX10016POCT PRINCETON		1			1
MEDIPLUS CLINIC, INC			1	100%	1

COVID-19: testing by laboratory

Data through Jan 27, 2021 verified as of Jan 28, 2021 at 09:25 AM

Data in this report are provisional and subject to change.

The numbers in the table below represent the number of Florida and non-Florida residents for whom test results were received by the Department of Health. A person can be tested by more than one laboratory and can have both positive and negative results. **Therefore, the sum of the numbers in each column will be larger than the total number of people tested.**

Reporting lab	Inconclusive	Negative	Positive	Percent positive	Total
ATMORE COMMUNITY HOSPITAL			1	100%	1
The Palms Nursing and Rehabilitation		1			1
EXPRESS LAB LIVINGSTON			1	100%	1
PAUL C SCHWARTZ & MELVIN L WEIDMAN		1			1
GENESIS HOME HEALTH CARE SERVICES OF			1	100%	1
SOUTH FLORIDA BAPTIST HOSPITAL			1	100%	1
CHILDREN'S NATIONAL MEDICAL CENTER			1	100%	1
FLORIDA DIGESTIVE AND LIVER SPECIALISTS			1	100%	1
MEDEXPRESS URGENT CARE - DERBY N ROCK		1			1
BNJ		1			1
BAYLOR SCOTT & WHITE ALL SAINTS MEDICAL CENTER FT			1	100%	1
SPRINGBROOK HOSPITAL			1	100%	1
NEWTON MEMORIAL HOSPITAL		1			1
WALGREENS #06025		1			1
LOWER KEYS COMMUNITY HEALTH CENTER			1	100%	1
Kroger 518 - The Little Clinic Hermitage		1			1
Chatham Nursing and Rehab Center		1			1
NEW MILFORD HOSPITAL			1	100%	1
Kroger 687 - The Little Clinic Sugar Hill			1	100%	1
San Antonio Residence and Rehabilitation Center		1			1
PRIMEX CLINICAL LABORATORIES INC			1	100%	1
MEDERI CARETENDERS VS OF SE FL LLC DBA			1	100%	1
PEDIATRIC ASSOCIATES - DORAL			1	100%	1
CVS OH3301POCT WOODMERE		1			1
CAH ACQUISITION COMPANY 11 LLC			1	100%	1
DIXITKUMAR N MODI MD PA			1	100%	1
AAA MEDICAL TESTING			1	100%	1
HARTFORD HEALTH CARE & REHABILITATION			1	100%	1
HELIX BIOMEDICS LLC			1	100%	1
WELLCARE URGENT CARE			1	100%	1
FORT LOUDOUN PRIMARY CARE		1			1
VIP FAMILY PRACTICE			1	100%	1
UHEALTH CARDIOLOGY			1	100%	1
CVS NC7548POCT FUQUAY VARINA		1			1
HALIFAX HEALTH PRIMARY CARE			1	100%	1
TMH URGENT CARE CENTER			1	100%	1
GENEVA FAMILY HEALTH			1	100%	1
MAURY REGIONAL MEDICAL CENTER		1			1
MINUTECLINIC DIAGNOSTIC OF VIRGINIA, LLC #1980		1			1
GRAND VILLA OF DEL RAY WEST		1			1
Melbourne Terrace Rehabilitation Center			1	100%	1
MEDEXPRESS URGENT CARE-MEADVILLE			1	100%	1
Kroger 970 - The Little Clinic Westfield			1	100%	1
Falmouth By The Sea			1	100%	1
UF HEALTH - WILDLIGHT			1	100%	1
C V S / PHARMACY #833		1			1
DOYLESTOWN HOSPITAL			1	100%	1

COVID-19: testing by laboratory

Data through Jan 27, 2021 verified as of Jan 28, 2021 at 09:25 AM

Data in this report are provisional and subject to change.

The numbers in the table below represent the number of Florida and non-Florida residents for whom test results were received by the Department of Health. A person can be tested by more than one laboratory and can have both positive and negative results. **Therefore, the sum of the numbers in each column will be larger than the total number of people tested.**

Reporting lab	Inconclusive	Negative	Positive	Percent positive	Total
CARENOW LAKE WORTH			1	100%	1
Essex Center for Rehabilitation and Healthcare		1			1
UUHC - REDSTONE HEALTH CENTER LABORATORY			1	100%	1
SPARTANBURG REGIONAL MEDICAL CENTER			1	100%	1
Heritage Health of Peru			1	100%	1
MID FLORIDA BIOLOGICALS			1	100%	1
MC DIAGNOSTIC OF CONNECTICUT, PC #252			1	100%	1
STATE OF CALIFORNIA DOH SERVICES			1	100%	1
INDIAN RIVER CLINICAL LABORATORY, INC.		1			1
TENNOVA HEALTHCARE - CLEVELAND			1	100%	1
UHEALTH CORAL SPRINGS			1	100%	1
LOPEZ		1			1
MD NOW MEDICAL CENTERS, INC			1	100%	1
PM PEDIATRICS PC			1	100%	1
DE TAR HOSPITAL			1	100%	1
Autumn Care of Suffolk		1			1
FLORIDA KEYS PED AND ADOLES CTR			1	100%	1
CVS NC7213POCT MATTHEWS		1			1
THE CLINIC ON SIXTH			1	100%	1
FRESENIUS KIDNEY CARE FORT WALTON BEACH			1	100%	1
PRIMACARE MEDICAL LAKEWOOD			1	100%	1
Community Compassion Center of Batesville			1	100%	1
FLORIDA MEDICAL CENTER			1	100%	1
SIGNATURE CARE MIDLAND			1	100%	1
WELL-KEY URGENT CARE SEVIERVILLE			1	100%	1
CLEVELAND HEARTLAB			1	100%	1
HEALTH PARTNERS REGIONAL HOSPITAL			1	100%	1
Birmingham Nursing & Rehab Center		1			1
FLORIDA FAMILY LABORATORY		1			1
SOUTHERN HILLS MEDICAL CENTER			1	100%	1
Rockcastle Health and Rehab		1			1
GADSDEN FAMILY PRACTICE		1			1
LOURDES URGENT CARE			1	100%	1
The Evangelical Lutheran Good Samaritan Society Prescott Village		1			1
MARTIN HEALTH PHYSICIAN GROUP			1	100%	1
CLINICAL CARE CENTER, INC			1	100%	1
LEGACY AT HIGHWOODS PRESERVE		1			1
THE MEDICAL CENTER AT BOWLING GREEN			1	100%	1
NEMOURS CHILDRENS PRIMARY CARE CLERMONT			1	100%	1
Miller Health Care Center			1	100%	1
SPINE & PAIN CONSULTANT PLLC		1			1
URGENT DOC -NACOGODOCHES CLINIC			1	100%	1
OMAHA VA MEDICAL CENTER			1	100%	1
Crisp Regional Nursing and Rehab Center		1			1
CVS SC5479POCT INDIAN LAND		1			1
MERCY MEDICAL CENTER INC			1	100%	1
CRUSADER COMMUNITY HEALTH			1	100%	1

COVID-19: testing by laboratory

Data through Jan 27, 2021 verified as of Jan 28, 2021 at 09:25 AM

Data in this report are provisional and subject to change.

The numbers in the table below represent the number of Florida and non-Florida residents for whom test results were received by the Department of Health. A person can be tested by more than one laboratory and can have both positive and negative results. **Therefore, the sum of the numbers in each column will be larger than the total number of people tested.**

Reporting lab	Inconclusive	Negative	Positive	Percent positive	Total
CONCIERGE INTERNAL MEDICINE ASSOCIATES			1	100%	1
NORTH FL SOUTH GA HCS-LAKE CITY			1	100%	1
WHEATON FRANCISCAN LABORATORY			1	100%	1
WESTEX URGENT CARE, PLLC			1	100%	1
LABORATORIO MEDICO CENTRAL CONDOMINO MD			1	100%	1
MORNINGSIDE NURSING AND REHABILITATION		1			1
MEMORIAL HOSPITAL LOS BANOS			1	100%	1
MEDEXPRESS URGENT CARE - WICHITA, N MAIZE RD		1			1
RM PHARMACY SERVICES INC		1			1
BAYCARE OUTREACH LAB WH SOUTH			1	100%	1
HEALTH PLUS SUNRISE MEDICAL OFFICE			1	100%	1
LAKE VISTA DIALYSIS			1	100%	1
FAMILY PRACTICE OF CENTRAL FLORIDA PA			1	100%	1
NEW ERA COMMUNITY HEALTH CENTER LLC		1			1
WYOMING COUNTY DEPARTMENT OF HEALTH		1			1
BHS PHYSICIAN NETWORK			1	100%	1
THE INTERNAL MEDICAL GROUP		1			1
CVS GA5637POCT VILLA RICA		1			1
WEST VIRGINIA UNIVERSITY HOSPITALS			1	100%	1
777 URGENT CARE			1	100%	1
MEMORIAL HERMANN KATY HOSPITAL			1	100%	1
MEDEXPRESS URGENT CARE, MOSSIDE		1			1
SYNERGENE LABORATORY			1	100%	1
RCP OF MEMORIAL WEST			1	100%	1
HAMILTON CI MAIN UNIT ANNEX/ WORK CAMP			1	100%	1
FLORIDA CLINICAL LABORATORY INC DBA			1	100%	1
ST VINCENT'S AMBULATORY CARE INC			1	100%	1
PUBLIX PHARMACY #1114			1	100%	1
TEXAS HEALTH ARLINGTON MEMORIAL		1			1
ULTIMATE KIDNEY CARE			1	100%	1
CVS M08581POCT BLUE SPRINGS		1			1
LIFE CARE CENTER OF HILTON HEAD		1			1
Heartland Health Care Center Jacksonville			1	100%	1
EVEXIA DIAGNOSTICS			1	100%	1
Monument Health Custer Care Center		1			1
EVANS FAMILY CARE PA			1	100%	1
INHEALTH LIFE SCIENCES LLC			1	100%	1
KIDSVILLE PEDIATRICS III PA			1	100%	1
BLOOD SYSTEMS LABORATORIES			1	100%	1
Bolingreen Health and Rehabilitation		1			1
THE CHRIST HOSPITAL			1	100%	1
Walgreens #5421		1			1
CLIFTON-FINE HOSPITAL LABORATORY		1			1
ASCENSION ST VINCENT'S MEDICAL CENTER			1	100%	1
GOOD SAMARITAN SOCIETY-FOREST CITY		1			1
NORTHWEST TEXAS HEALTHCARE SYSTEM,INC			1	100%	1
PLEASANT RIDGE MANOR WEST		1			1

COVID-19: testing by laboratory

Data through Jan 27, 2021 verified as of Jan 28, 2021 at 09:25 AM

Data in this report are provisional and subject to change.

The numbers in the table below represent the number of Florida and non-Florida residents for whom test results were received by the Department of Health. A person can be tested by more than one laboratory and can have both positive and negative results. **Therefore, the sum of the numbers in each column will be larger than the total number of people tested.**

Reporting lab	Inconclusive	Negative	Positive	Percent positive	Total
SOUTHERN SPRINGS HEALTH CARE		1			1
PINELLAS CHD - CLEARWATER			1	100%	1
BROOKDALE PALM BEACH GARDENS			1	100%	1
ALTA BATES SUMMIT MEDICAL CENTER CLINICAL LAB			1	100%	1
LEGACY ER AND URGENT CARE			1	100%	1
PASCO COUNTY HEALTH DEPARTMENT			1	100%	1
CABELL HUNTINGTON HOSPITAL CLINICAL LAB			1	100%	1
MINUTECLINIC DIAG OF IND, LLC #4368		1			1
FLORIDA DEPARTMENT OF HEALTH SEMINOLE COUNTY		1			1
Cerenity Senior Care-White Bear Lake		1			1
Villa Maria			1	100%	1
TILLAMOOK COUNTY GENERAL HOSPITAL LAB		1			1
SPRINGFIELD HOSPITAL			1	100%	1
LEELANAU OPCO, LLC		1			1
FRESENIUS SOUTH FORT MYERS		1			1
ADVENTHEALTH MEDICAL GROUP FAMILY AND INTERNAL			1	100%	1
SHANDS JACKSONVILLE CLINICAL CENTER			1	100%	1
VIRGINIA UROLOGY		1			1
RIVERTON CBOC			1	100%	1
BEST CARE COMMUNITY AND FAMILY HEALTH CENTER INC			1	100%	1
PSL JAX BEACH OPERATIONS LLC			1	100%	1
SOUTHEASTERN PATHOLOGY ASSOCIATES			1	100%	1
Chateau Girardeau			1	100%	1
ARTESIAN HOME		1			1
MADISON FACILITY INC			1	100%	1
GADSDEN COUNTY HEALTH DEPARTMENT			1	100%	1
MARYLAND DEPARTMENT OF HEALTH AND MENTAL HYGIENE			1	100%	1
CVS CA9803POCT RIVERSIDE		1			1
CLEVELAND CLINIC FLORIDA LABORATORY			1	100%	1
LAKE PEDIATRICS			1	100%	1
BHA TITUSVILLE CLINIC			1	100%	1
NONA MEDICAL ARTS		1			1
CVS PA2688POCT COLLEGEVILLE		1			1
MINUTECLINIC DIAGNOSTIC MED GRP OF ORA			1	100%	1
CVS MO8595POCT RAYMORE		1			1
CVS CT1123POCT SOUTHBURY		1			1
HOLMES FAMILY PRACTICE PA			1	100%	1
SPECTRUM LUDINGTON			1	100%	1
CVS PA371POCT PHILADELPHIA		1			1
USCG ABBOTT BINAXNOW			1	100%	1
INNOVATIVE HEALTH DIAGNOSTIC OF CALIFORNIA			1	100%	1
BAPTIST MINOR MEDICAL CENTER			1	100%	1
CVS AZ7841POCT TUCSON		1			1
CVS AZ9210POCT SCOTTSDALE		1			1
Big River Nursing and Rehab		1			1
Pinnacle Assisted Living			1	100%	1
Kroger - KRO01100688			1	100%	1

COVID-19: testing by laboratory

Data through Jan 27, 2021 verified as of Jan 28, 2021 at 09:25 AM

Data in this report are provisional and subject to change.

The numbers in the table below represent the number of Florida and non-Florida residents for whom test results were received by the Department of Health. A person can be tested by more than one laboratory and can have both positive and negative results. **Therefore, the sum of the numbers in each column will be larger than the total number of people tested.**

Reporting lab	Inconclusive	Negative	Positive	Percent positive	Total
NORTH COUNTRY FAMILY HEALTH CENTER INC		1			1
LEHIGH REGIONAL WOUND CENTER			1	100%	1
LUMICO LIFE INSURANCE COMPANY		1			1
RIVERSIDE COUNTY PUBLIC HEALTH LABORATORY			1	100%	1
BIOLOGICAL AND CHEMICAL EMERGENCIES LABORATORY			1	100%	1
PUBLIC HEALTH LABORATORIES			1	100%	1
NEMOURS CHILDREN'S PRIMARY CARE			1	100%	1
MINUTE CLINIC LLC #1909		1			1
BLACK STALLION WALK IN AND EXERCISE CLINICS LLC		1			1
DORAL KIDNEY CENTER			1	100%	1
CVS NV9586POCT RENO		1			1
1ST CHOICE URGENT CARE CENTER LLC			1	100%	1
HEARTLAND REGIONAL MEDICAL CENTER		1			1
BLOSSOMS ASSISTED LIVING 1 LLC			1	100%	1
CITRUS DERMATOLOGY			1	100%	1
PHYSICIANS IMMEDIATE CARE			1	100%	1
CVS IL8753POCT CHICAGO		1			1
TEXAS HEALTH CARE			1	100%	1
EAST END PEDIATRICS		1			1
MINUTE CLINIC DIAGNOSTICS OF IN, LLC #6252		1			1
ARC POINT LABS OF AUSTIN NORTH			1	100%	1
RIDGE OPTUM FLORIDA			1	100%	1
MID-SOUTH URGENT CARE, PLLC			1	100%	1
BROOKDALE VERO BEACH SOUTH AL		1			1
OMNICARE PHARMACY OF TEXAS 1, LP		1			1
CHRISTUS SPOHN HOSPITAL			1	100%	1
CARENOW URGENT CARE-HENDERSONVILLE		1			1
LABORATORY COPRORATION OF AMERICA			1	100%	1
PALMA CEIA MED GROUP-SWANN		1			1
JOHN D. ARCHBOLD MEMORIAL HOSPITAL			1	100%	1
DORA HOME CARE			1	100%	1
PEDIATRIC PARTNERS OF ZEPHYRHILLS PA			1	100%	1
ROSE MEDICAL CENTER LAB			1	100%	1
LABONE		1			1
Carrollton Manor Inc		1			1
PALM COAST DRAW STATION/AMERICAN HEALTH ASSOCIATES		1			1
CHIPOLA QUICK CARE			1	100%	1
MEDEXPRESS URGENT CARE - LEOMINSTER		1			1
Villages of St.Peters		1			1
MRMC LAB MICRO			1	100%	1
WELLPATH			1	100%	1
Raleigh Center (WV)			1	100%	1
BRISTOL REGINAL MEDICAL CENTER			1	100%	1
US LABORATORIES			1	100%	1
SILVER SPRINGS SHORES DIALYSIS			1	100%	1
GSM OCED Subsection			1	100%	1
HOME AIDE SVC OF EASTERN NY INC D/B/A		1			1

COVID-19: testing by laboratory

Data through Jan 27, 2021 verified as of Jan 28, 2021 at 09:25 AM

Data in this report are provisional and subject to change.

The numbers in the table below represent the number of Florida and non-Florida residents for whom test results were received by the Department of Health. A person can be tested by more than one laboratory and can have both positive and negative results. **Therefore, the sum of the numbers in each column will be larger than the total number of people tested.**

Reporting lab	Inconclusive	Negative	Positive	Percent positive	Total
LAKE VIEW COURT		1			1
Kroger 909 - The Little Clinic Hamilton			1	100%	1
MYCLINIC, INC			1	100%	1
NORTH MIAMI BEACH SURGICAL CENTER			1	100%	1
KEY WEST BRANCH MEDICAL CLINIC			1	100%	1
PATHOLOGYT & LAB MEDICINE SERVICES			1	100%	1
HEALTH GUAGE			1	100%	1
NULEASE MEDICAL SOLUTIONS			1	100%	1
Oakview Manor Health and Rehab		1			1
OMNI HEALTHCARE INC			1	100%	1
DELAWARE DEPARTMENT OF HEATH			1	100%	1
FREDERICK AVENUE GROUP HOME		1			1
MC DIAGNOSTIC OF CONNECTICUT, PC #114		1			1
MINUTECLINIC DIAGNOSTIC OF OHIO #4401		1			1
YOUR KIDS URGENT CARE			1	100%	1
CITRUS HEALTH NETWORK INC			1	100%	1
MIAMI CHILDRENS HOSPITAL MIDTOWN OUTPATIENT CENTER			1	100%	1
Good Samaritan Society-Atkinson		1			1
Cornerstone at the Ranch		1			1
SOUTH FLORIDA RESEARCH ORGANIZATION			1	100%	1
ALPHA CLINICAL LABORATORY CORP.			1	100%	1
Kroger 407 - The Little Clinic Lexington		1			1
MIAMI-DADE COUNTY HEALTH DEPT.		1			1
CLARKSVILLE MANOR INC		1			1
EASTSIDE URGENT CARE			1	100%	1
HALIFAX FAMILY HEALTH CENTER			1	100%	1
THYROID SPECIALTY LABORATORY			1	100%	1
HUNTSVILLE HOSPITAL			1	100%	1
NEW ULM MEDICAL CENTER			1	100%	1
METHODISM MIDLOTHIAN MEDICAL CENTER			1	100%	1
WEST VIRGINIA LABORATORIES			1	100%	1
Harris Hill Nursing Facility		1			1
MEDCOR CORPORATE CLINIC			1	100%	1
HUMC		1			1
PALM BEACH DIGESTIVE ASSOCIATES			1	100%	1
DEVLIN MANOR NURSING AND REHABILITATION		1			1
TRIPLE O RESEARCH INSTITUTE PA			1	100%	1
CLINICAL CARE, INC			1	100%	1
Caldwell Care		1			1
KIOSK MEDICINE OF KENTUCKY LLC		1			1
LEXINGTON PLACE SENIOR LIVING COMMUNITY		1			1
THE HOSPITALS OF PROVIDENCE EMERGENCY ROOM			1	100%	1
BAYFRONT CARDIOVASCULAR ASSOCIATES			1	100%	1
CIRRUS DX			1	100%	1
MANOR CARE OF DELRAY BEACH FL LLC		1			1
ST. JOHN HOSPITAL & MEDICAL CENTER			1	100%	1
Trucare Living Centers - Columbus		1			1

COVID-19: testing by laboratory

Data through Jan 27, 2021 verified as of Jan 28, 2021 at 09:25 AM

Data in this report are provisional and subject to change.

The numbers in the table below represent the number of Florida and non-Florida residents for whom test results were received by the Department of Health. A person can be tested by more than one laboratory and can have both positive and negative results. **Therefore, the sum of the numbers in each column will be larger than the total number of people tested.**

Reporting lab	Inconclusive	Negative	Positive	Percent positive	Total
HILTON HEAD HOSPITAL/INPATIENT			1	100%	1
Jersey City Medical Center		1			1
UNIVERSITY OF MARYLAND PATHOLOGY ASSOCIATES			1	100%	1
GULF COUNTY HEALTH DEPARTMENT			1	100%	1
MISSION HOSPITAL – MEMORIAL CAMPUS			1	100%	1
CONCORDIA MANOR			1	100%	1
COLONIAL MEDICAL CENTER-EAST ORLANDO			1	100%	1
SIGNATURE CARE MEMORIAL CITY			1	100%	1
TRUMAN MEDICAL CENTER - HOSPITAL HILL			1	100%	1
TREASURE COAST MEDICAL CONCIERGE LLC			1	100%	1
ST. MICHAEL'S ELITE HOSPITAL			1	100%	1
CFHC - FROSTPROOF			1	100%	1
CEPERO PEDIATRICS PA			1	100%	1
SPHERE DX			1	100%	1
SACRED HEART HOSPITAL NURSING			1	100%	1
Masonic Medical Research Institute			1	100%	1
CULVER CITY URGENT CARE			1	100%	1
WOMENS CARE FLORIDA LLC			1	100%	1
CORPORATION OF AMERICA		1			1
HOLYOKE MEDICAL CENTER			1	100%	1
Accordius Health at Gastonia			1	100%	1
BAPTIST HOSPITAL EAST			1	100%	1
MEMORIAL HOSPITAL OF TAMPA			1	100%	1
MINUTECLINIC DIAGNOSTIC OF OHIO #6139		1			1
JACK M MATHENY II MD			1	100%	1
LAB. CORP. OF AMERICA			1	100%	1
Alden North Shore			1	100%	1
MEDEXPRESS URGENT CARE - RUSSELLVILLE, W MAIN ST		1			1
TALLAHASSEE MEMORIAL HEALTHCARE			1	100%	1
MEDEXPRESS URGENT CARE - CONWAY		1			1
CONNECTICUT PEDIATRICS @ CHC		1			1
Kroger - KRO03500568			1	100%	1
HATLEY HEALTH CARE, INC		1			1
CLINICAL LABORATORY DEPARTMENT			1	100%	1
ANDREWS			1	100%	1
CLINTON DRUG STORE		1			1
MEDEXPRESS URGENT CARE - BENTON		1			1
IDAHO HEALTH DEPARTMENT			1	100%	1
MID-FLORIDA CANCER CENTERS		1			1
HANCOCK REGIONAL HOSPITAL		1			1
AESTHETIC PHYSICIANS PC			1	100%	1
ADVENT HEALTH MEDICAL GROUP FAMILY AND INTERNAL MEDICINE AT AVALON PAR			1	100%	1
Remarkable Healthcare Dallas			1	100%	1
MINUTECLINIC DIAGNOSTIC, PA		1			1
MD NOW URGENT CARE			1	100%	1
LANGLEY DIALYSIS			1	100%	1
MEDICAL LIFE-INC GUIDEWELL EMERGENCY MEDICINE			1	100%	1

COVID-19: testing by laboratory

Data through Jan 27, 2021 verified as of Jan 28, 2021 at 09:25 AM

Data in this report are provisional and subject to change.

The numbers in the table below represent the number of Florida and non-Florida residents for whom test results were received by the Department of Health. A person can be tested by more than one laboratory and can have both positive and negative results. **Therefore, the sum of the numbers in each column will be larger than the total number of people tested.**

Reporting lab	Inconclusive	Negative	Positive	Percent positive	Total
Oak Hill Health & Rehabilitation Center			1	100%	1
Kroger 465 - The Little Clinic Oakley		1			1
MINUTECLINIC DIAGNOSTIC OF VIRGINIA, LLC #1416		1			1
TALLAHASSEE DIALYSIS		1			1
Kroger 647 - The Little Clinic Newnan Crossings			1	100%	1
CVS IN5696POCT FORT WAYNE		1			1
CLINICAL MICROBIOLOGY LAB FAIRVIEW UNIVERSITY HOSPITAL			1	100%	1
MINUTECLINIC, LLC #07876			1	100%	1
CARDIAC AND VASCULAR CONSULTANTS MD PA		1			1
PATHOLOGY		1			1
MAYO CLINIC BEACHES PRIMARY CARE CTR		1			1
ADVANCE CARDIOVASCULAR IMAGING, INC			1	100%	1
BROOKSVILLE REGIONAL HOSPITAL			1	100%	1
EH FARGO HOSPITAL LABORATORY			1	100%	1
NEMOURS CHILDRENS URGENT CARE			1	100%	1
CQUENTIA NGS, LLC			1	100%	1
CVS IL8751POCT CHICAGO		1			1
SUNY AT STONY BROOK			1	100%	1
PARKWAY REGIONAL MEDICAL CENTER LAB			1	100%	1
HEARTLAND OF ZEPHYRHILLS FL, LLC			1	100%	1
CENTRAL ALABAMA HEALTH CARE SYSTEM			1	100%	1
FAITH FAMILY PRACTICE			1	100%	1
MINUTECLINIC DIAGNOSTIC OF KENTUCKY		1			1
ADVANCE GASTROENTEROLOGY			1	100%	1
EAST RIDGE RETIREMENT VILLAGE INC		1			1
PROVIDENCE HOSPITAL			1	100%	1
VELOCITY URGENT CARE			1	100%	1
Riverside Nursing & Rehabilitation Center		1			1
Kroger 186 - The Little Clinic Holiday Manor		1			1
PEACHEALTH LABORATORIES		1			1
BAYFRONT HEAL WOUND CARE AND HYPERBARIC CENTER			1	100%	1
MERCY – NORTH IOWA			1	100%	1
ADVENTHEALTH HOME CARE WATERMAN			1	100%	1
NORTH OKALOOSA CLINIC CORP		1			1
Aspire Physical Recovery Center at Cahaba River		1			1
ST MARY'S OF SAGINAW		1			1
Kroger 686 - The Little Clinic Farragut		1			1
FAMILY MEDICAL CENTERS			1	100%	1
ST GERARD'S COMMUNITY OF CARE		1			1
Ash Flat Healthcare and Rehabilitation Center			1	100%	1
JUPITER MEDICAL CENTER INC			1	100%	1
INDIGO PALMS			1	100%	1
KIOSK MEDICINE KENTUCKY LLC		1			1
OMNI HEALTHCARE URGENT CARE			1	100%	1
NORTH WEST FLORIDA DIAGNOSTIC ENOCRINOLOGY CLINIC			1	100%	1
ST. MARY MEDICAL CENTER		1			1
SUREPOINT URGENT CARE PADRE ISLAND			1	100%	1

COVID-19: testing by laboratory

Data through Jan 27, 2021 verified as of Jan 28, 2021 at 09:25 AM

Data in this report are provisional and subject to change.

The numbers in the table below represent the number of Florida and non-Florida residents for whom test results were received by the Department of Health. A person can be tested by more than one laboratory and can have both positive and negative results. **Therefore, the sum of the numbers in each column will be larger than the total number of people tested.**

Reporting lab	Inconclusive	Negative	Positive	Percent positive	Total
FAMILY MEDICAL CENTER		1			1
OHIO VALLEY MANOR NURSING &		1			1
MAYO CLINICAL LABORATORIES		1			1
UNIVERSITY OF IOWA HOSPITALS & CLINICS			1	100%	1
Mountain City Care and Rehabilitation Center		1			1
Parkside Manor		1			1
VIVIAN SIMMONS FAMILY PRACTICE			1	100%	1
American Fork Care Center dba Heritage Care Center		1			1
CELEBRATION FAMILY PHYSICIANS LLC			1	100%	1
Valley Center (WV)			1	100%	1
GASTROENTEROLOGY ASSOC OF PENSACOLA, PA			1	100%	1
CLEVELAND CLINIC OUTPATIENT LABORATORY			1	100%	1
Kroger 717 - The Little Clinic Dolphin Drive			1	100%	1
FLORIDA HOSPITAL TRANSPLANT CENTER		1			1
SOMA MEDICAL CENTER PA #3 GREENACRES			1	100%	1
CVS OH4359POCT HUDSON		1			1
SOUTH DADE NURSING & REHABILITATION CENTER			1	100%	1
CORIZON HEALTH INC			1	100%	1
HARDIN MEMORIAL HOSPITAL - HEARTLAND PATHOLOGY CONSULTANTS			1	100%	1
PROVIDENCE PORTLAND MEDICAL CENTER		1			1
VA COMMUNITY BASED CLINIC - LAKE CITY			1	100%	1
Kroger 596 - The Little Clinic Brentwood		1			1
AVON PARK CLUSTER		1			1
PENNY PEDIATRICS		1			1
ATRIA TAMARAC			1	100%	1
NORTH CAROLINA STATE LABORATORY OF PUBLIC HEALTH, SPECTRUM LAB NETWORK			1	100%	1
LEHIGH MEDICAL AND RESEARCH CENTER, INC			1	100%	1
YUMA REGIONAL MEDICAL CENTER			1	100%	1
WALGREENS #01398			1	100%	1
BERKSHIRE MEDICAL CENTER			1	100%	1
MCH PHYSICIANS GROUP			1	100%	1
Consulate Health Care of Tallahassee			1	100%	1
ALABAMA REFERENCE LAB			1	100%	1
PULMONARY MEDICINE		1			1
PRIMARY CARE & PEDIATRICS - SHEPHERSTOWN		1			1
ENCORE AT BOCA RATON, THE			1	100%	1
GRAND VIEW HOSPITAL			1	100%	1
CVS CA9823POCT SACRAMENTO		1			1
WILMINGTON NURSING AND REHAB			1	100%	1
CVS OH6164POCT DELAWARE		1			1
Ashland Place Health and Rehabilitation, LLC		1			1
CHATSWORTH ASSISTED LIVING COMMUNITY AT PGA NATIONAL			1	100%	1
ISLAND NURSING HOME			1	100%	1
VERITAS GENETICS, INC.			1	100%	1
Georgiana Health and Rehabilitation, LLC		1			1
Princeton Place			1	100%	1
Brio of Johnston		1			1

COVID-19: testing by laboratory

Data through Jan 27, 2021 verified as of Jan 28, 2021 at 09:25 AM

Data in this report are provisional and subject to change.

The numbers in the table below represent the number of Florida and non-Florida residents for whom test results were received by the Department of Health. A person can be tested by more than one laboratory and can have both positive and negative results. **Therefore, the sum of the numbers in each column will be larger than the total number of people tested.**

Reporting lab	Inconclusive	Negative	Positive	Percent positive	Total
DEVLAB, LLC			1	100%	1
HSRE-ASL CASSELBERRY TRS, LLC			1	100%	1
FAMILY CARE SPECIALISTS OF ORLANDO			1	100%	1
NORTH SHORE HEMATOLOGY-ONCOLOGY ASSOCIATES PC		1			1
LAKELAND REGIONAL HEALTH GRASSLANDS		1			1
WESTOX LABS		1			1
FLORIDA CLINICAL RESEARCH CENTER, LLC			1	100%	1
LIFELINK TRANSPLANT INSTITUTE LAB			1	100%	1
JOHNSON & JOHNSON VISION CARE-VISTAKON			1	100%	1
POUDRE VALLEY HOSPITAL			1	100%	1
CLEVELAND CLINIC OHIO LABORATORIES			1	100%	1
CHOTA COMMUNITY HEALTH SERVICES		1			1
MEDICAL ASSOCIATES OF PINELLAS - LAB			1	100%	1
INNOVATIVE CARE II LLC			1	100%	1
REGIONAL MED CTR BAYONET POINT			1	100%	1
KIDSVILLE PEDIATRICS IV PA		1			1
MAXCARE CLINIC			1	100%	1
SOMA MEDICAL CENTER PA #3 PALOMINO			1	100%	1
STEPHENS COUNTY HOSPITAL			1	100%	1
ALL PRO ORTHOPEDICS & SPORTS MEDICINE, PA			1	100%	1
MINUTECLINIC DIAGNOSTIC OF KANSAS, PC		1			1
NEMOURS CHILDREN'S HOSPITAL			1	100%	1
EXACCARE KINGSTON, LLC			1	100%	1
APPLECARE URGENT CARE KINGSLAND			1	100%	1
CONVENIENT MEDICAL AND HEALTH SERVICES			1	100%	1
SYNAPSE ANALYTICAL LABS		1			1
LEHIGH PULMONARY ASSOCIATES			1	100%	1
CVS AZ9290POCT PHOENIX		1			1
CLERMONT HEALTH DEPARTMENT			1	100%	1
Kroger 441 - The Little Clinic Middletown		1			1
PROGRESSIVE MEDICAL LAB LLC			1	100%	1
WHITE EARTH IHS MAIN LAB		1			1
LAKESIDE MEDICAL CENTER		1			1
WELLINGTON WEST 100176			1	100%	1
ELATION HEALTH		1			1
SUN CITY DIAGNOSTIC CENTER			1	100%	1
ALL CARE URGENT CARE			1	100%	1
UNIVERSITY OF MIAMI SCCC RESEARCH LABORATORY			1	100%	1
SHAMRA MEDICAL LABORATORY			1	100%	1
Kroger - KRO03400316			1	100%	1
MARYLAND DEPARTMENT OF HEALTH AND MENTAL HYGIENE-LABORATORIES			1	100%	1
ATHENS MEDICAL CENTER			1	100%	1
ADVANCED HEALTHCARE ASSOCIATES		1			1
DEVITA		1			1
SKY RIDGE MEDICAL CENTER - MICRO			1	100%	1
MEA PRIMARY CARE PLUS BYRAM			1	100%	1
FIU HEALTH CARE CENTER			1	100%	1

COVID-19: testing by laboratory

Data through Jan 27, 2021 verified as of Jan 28, 2021 at 09:25 AM

Data in this report are provisional and subject to change.

The numbers in the table below represent the number of Florida and non-Florida residents for whom test results were received by the Department of Health. A person can be tested by more than one laboratory and can have both positive and negative results. **Therefore, the sum of the numbers in each column will be larger than the total number of people tested.**

Reporting lab	Inconclusive	Negative	Positive	Percent positive	Total
GOOD SAMARITAN HOSPITAL			1	100%	1
WORKFORCE HEALTH DEPARTMENT			1	100%	1
GENESIS HEALTH SYSTEM			1	100%	1
KEY BISCAYNE PEDIATRIC ASSOCIATES INC			1	100%	1
FIVE STAR PREMIER RESIDENCES OF POMPANO BEACH			1	100%	1
VITAL CARE			1	100%	1
Orchid Cove at Naples			1	100%	1
OAKMONTE VILLAGE OF DAVIE			1	100%	1
Freedom Pointe at The Villages			1	100%	1
CYPRESS CREEK DIALYSIS CTR			1	100%	1
ONslow COUNTY HEALTH DEPARTMENT			1	100%	1
SOMERSET			1	100%	1
WW Chem Auto SS			1	100%	1
BAPTIST HEALTH SURGERY CENTER			1	100%	1
Village Crest Center for Health & Rehabilitation		1			1
PROGRESSIVE URGENT CARE, PC			1	100%	1
SHARON REGIONAL MEDICAL CENTER			1	100%	1
DIGNITY HEALING LLC			1	100%	1
MID FLORIDA DERMATOLOGY ASSOCIATES PA			1	100%	1
ROAN MOUNTAIN MEDICAL CENTER			1	100%	1
CARING PROFESSIONAL HEALTH CARE LLC		1			1
TIMPANOGOS REGIONAL HOSPITAL			1	100%	1
SC-GA2018 THE RIDGE REHABILITATION & H		1			1
Glenburn Home		1			1
LOGAN COUNTY HOSPITAL			1	100%	1
VANAJA SUREDDI MD PA			1	100%	1
HCR ManorCare Greentree		1			1
GALVESTON COUNTY HEALTH DISTRICT			1	100%	1
MEDEXPRESS URGENT CARE - BECKLEY		1			1
PEDIATRIC ASSOCIATES - JACKSONVILLE			1	100%	1
UNIVERSITY URGENT CARE			1	100%	1
SARASOTA MEMORIAL HOSPITAL		1			1
WALGREENS # 12338		1			1
USCG AIR STATION CLEARWATER CLINIC			1	100%	1
PRIME CARE FAMILY MEDICINE			1	100%	1
HEALTH NETWORK			1	100%	1
GOLDING-GRANADO MEDICAL ASSOCIATES		1			1
VANDERBILT UNIVERSITY MEDICAL CENTER			1	100%	1
Henry County Health and Rehabilitation		1			1
Buena Vista Care Center		1			1
MAINE HEALTH AND ENVIRONMENTAL TESTING LABORATORY			1	100%	1
EXAC CARE CROSSVILLE		1			1
FLORHAM PARK ENDOSCOPY CENTER		1			1
NEW YORK STATE DEPTARTMENT OF HEALTH			1	100%	1
MIAMI CEREBRAL PALSY RESIDENTIAL			1	100%	1
MINNESOTA DEPARTMENT OF HEALTH LABORATORY			1	100%	1
SHANNON MEDICAL CENTER			1	100%	1

COVID-19: testing by laboratory

Data through Jan 27, 2021 verified as of Jan 28, 2021 at 09:25 AM

Data in this report are provisional and subject to change.

The numbers in the table below represent the number of Florida and non-Florida residents for whom test results were received by the Department of Health. A person can be tested by more than one laboratory and can have both positive and negative results. **Therefore, the sum of the numbers in each column will be larger than the total number of people tested.**

Reporting lab	Inconclusive	Negative	Positive	Percent positive	Total
URGENT CARE OF FORT LAUDERDALE INC			1	100%	1
Wedgewood Manor		1			1
MINUTECLINIC, LLC #4507		1			1
ADVENTHEALTH MEDICAL GROUP ADULT AND SENIOR HEALTH			1	100%	1
CARENOW URGENT CARE – SPRING			1	100%	1
MEDEXPRESS URGENT CARE - LINCOLN		1			1
CVS IL3163POCT OAK PARK		1			1
IZ MEDICAL		1			1
HIGHLANDS CLINICAL LABORATORY			1	100%	1
BAPTIST HEALTH MEDICAL PLAZA			1	100%	1
PEDIATRIC PARTNERS ZEPHYRHILLS			1	100%	1
CVS TX7827POCT ROUND ROCK		1			1
Oakland Nursing and Rehabilitation Center		1			1
ADVENTHEALTH SENIOR CARE AT ORMOND			1	100%	1
AVERA SACRED HEART HOSPITAL			1	100%	1
ADVANCED LABORATORY SERVICES			1	100%	1
Arlington Care Center			1	100%	1
KETTERING MEDICAL CENTER			1	100%	1
Good Samaritan Society - Albion		1			1
Summit Medical Group Morristown Oncology		1			1
CARESPOT - OCOEE			1	100%	1
MEDEXPRESS URGENT CARE - TOPEKA, SW WANAMAKER RD		1			1
MEDEXPRESS URGENT CARE - BENTONVILLE		1			1
ASSOCIATES IN INTERNAL MEDICINE PA			1	100%	1
CVS TX3292POCT WYLIE		1			1
BREVARD FAMILY WALK IN CLINIC			1	100%	1
ARIZONA STATE LABORATORY			1	100%	1
ABSOLUTE HEALTH INTERNAL MEDICINE AND PEDIATRICS		1			1
CLEMENT MANOR HEALTH CENTER		1			1
OSF SAINT FRANCIS MEDICAL CENTER			1	100%	1
FLORIDA HEART AND VASCULAR MULTISPECIALTY GROUP PA			1	100%	1
ST JOHNS EPISCOPAL HOSPITAL SOUTH SHORE		1			1
INFECTION CONTROL DEPT			1	100%	1
JACKSONVILLE VA OPC			1	100%	1
ST FRANCIS MEDICAL CENTER			1	100%	1
CVS SC2497POCT LEXINGTON		1			1
CSL PLASMA LAB			1	100%	1
ROBERTS WESLEYAN COLLEGE HEALTH CENTE		1			1
HEALTHCARE FOR THE HOMELESS			1	100%	1
SPORTS MEDICINE CLINIC - U OF WYOMING			1	100%	1
LAB TEST KENDALL LLC		1			1
DAVENPORT PEDIATARICS CLERMONT PA		1			1
Life Care Center of Paradise Valley		1			1
OCALA RKC EAST HEMO #1			1	100%	1
MEMORIAL HOSPITAL WEST			1	100%	1
ROSLYN INTERNAL MEDICINE		1			1
POINTE MEDICAL SERVICES INC			1	100%	1

COVID-19: testing by laboratory

Data through Jan 27, 2021 verified as of Jan 28, 2021 at 09:25 AM

Data in this report are provisional and subject to change.

The numbers in the table below represent the number of Florida and non-Florida residents for whom test results were received by the Department of Health. A person can be tested by more than one laboratory and can have both positive and negative results. **Therefore, the sum of the numbers in each column will be larger than the total number of people tested.**

Reporting lab	Inconclusive	Negative	Positive	Percent positive	Total
CMC MERCY LABORATORY			1	100%	1
STANDIFER PLACE		1			1
LANGLADE			1	100%	1
THE CHILDREN'S HOSPITAL OF PHILADELPHIA		1			1
Smg At Bridgewater Family Medicine		1			1
FAMILY MEDICINE AT CELEBRATION		1			1
Tremont Health & Rehabilitation Center		1			1
MEDEXPRESS URGENT CARE-BRENTWOOD		1			1
LANTANA HC LAB			1	100%	1
MEDPOST - NORTH DALLAS			1	100%	1
Jacaranda Manor			1	100%	1
Douglas County Health Center		1			1
PROSPECT URGENT CARE			1	100%	1
ADVENT HEALTH - OWASA			1	100%	1
BEAUFORT MEMORIAL			1	100%	1
NORTH SHORE HEMATOLOGY-ONCOLOGY ASSOCI		1			1
MEDICAL ASSOCIATES OF CARTER		1			1
Mayfair Village Nursing Care Center		1			1
LAB PLUS, LLC			1	100%	1
Heritage of Red Cloud		1			1
OCCUPATIONAL HEALTH CENTER		1			1
ELDER ALTERNATIVES INC			1	100%	1
NHC HealthCare St. Charles		1			1
CVS IL5797POCT CAROL STREAM		1			1
Bon Secours Place			1	100%	1
LABORATORIO BUENA SALUD			1	100%	1
APALACHEE CENTER INC		1			1
DOC PAM PA		1			1
FLORIDA HOSPITAL ORMOND BEACH			1	100%	1
NEW ERA HEALTH CENTER INC		1			1
SELECT MEDICAL CLINIC			1	100%	1
RAMBAM URGENT CARE			1	100%	1
NIBHA MEDIRATTA MD PL			1	100%	1
Parkview Care Center			1	100%	1
ST JOHN'S HOME CARE			1	100%	1
Redwood Springs Healthcare			1	100%	1
SKYRIDGE CLINICAL ASSOCIATES		1			1
FLORIDA MEDICAL CLINIC PA GI			1	100%	1
BEAUMONT HOSPITAL, GROSSE POINTE			1	100%	1
ADVANCED URGENT CARE PLLC		1			1
MOUNT SINAI AVENTURA DIAGNOSTIC CENTER			1	100%	1
DILELLA			1	100%	1
BLACKBERRY CENTER, THE		1			1
ATHENA PLASTIC SURGERY		1			1
BUFFALO VAMC			1	100%	1
MOBILE MEDICAL CLINIC			1	100%	1
FELD ENTERTAINMENT			1	100%	1

COVID-19: testing by laboratory

Data through Jan 27, 2021 verified as of Jan 28, 2021 at 09:25 AM

Data in this report are provisional and subject to change.

The numbers in the table below represent the number of Florida and non-Florida residents for whom test results were received by the Department of Health. A person can be tested by more than one laboratory and can have both positive and negative results. **Therefore, the sum of the numbers in each column will be larger than the total number of people tested.**

Reporting lab	Inconclusive	Negative	Positive	Percent positive	Total
WATERTOWN URGENT CARE		1			1
SAN JOSE CLINIC		1			1
Kroger 768 - The Little Clinic Leestown Rd		1			1
Robert Wood Johnson University Hospital			1	100%	1
ELLIS HOSPITAL URGENT CARE CENTER LAB		1			1
LARKIN COMMUNITY HOSPITAL PALM SPRINGS CAMPUS			1	100%	1
NORTH SHORE MEDICAL CENTER - SALEM HOSPITAL			1	100%	1
NASSAU UNIVERSITY MEDICAL CENTER DEPT		1			1
BRUCE S WEST MD			1	100%	1
LAKELAND MEDICAL CENTER			1	100%	1
Lenbrook		1			1
WELLMED AT FORT PIERCE		1			1
PINEVILLE PHARMACY			1	100%	1
EAST TENNESSEE STATE UNIVERSITY		1			1
Alden Lincoln Park			1	100%	1
SUTTER GOULD MEDICAL FOUNDATION			1	100%	1
HEALGEN SCIENTIFIC			1	100%	1
GUIDEWELL EMERGENCY MEDICINE DOCTORS LLC #33			1	100%	1
SUPERKIDS PEDIATRICS			1	100%	1
MEDOR/ACC SYNCHRONY			1	100%	1
ADVANCED CARDIOVASCULAR DIAGNOSTICS OF FL			1	100%	1
EVERGREEN NURSING HOME		1			1
NF Escambia, LLC DBA Olive BranchHealth and Rehabilitaion Center			1	100%	1
ALIMETRIX INC		1			1
PREMIER MOBILE HEALTH SERVICES, LLC			1	100%	1
COMMUNITY HOSPITALS INDIANAPOLIS			1	100%	1
Mercy Manor Transition Center			1	100%	1
ST CATHERINE HOSPITAL LABORATORY			1	100%	1
Florence Home		1			1
FRANKLIN CBOC			1	100%	1
NANCY M WORTHINGTON MD PA			1	100%	1
HENRY FORD WEST BLOOMFIELD HOSPITAL			1	100%	1
WINCHESTER HOSPITAL			1	100%	1
MED TECH CLINICAL LABORATORY		1			1
Cooperstown Center for Nursing and Rehabililtation		1			1
GIBSON AREA PRIMARY CARE			1	100%	1
Diversicare of Smyrna		1			1
UF HEALTH THE VILLAGES			1	100%	1
GATEWAY FAMILY HEALTH CLINIC			1	100%	1
DECATUR MORGAN HOSPITAL - DECATUR GENE		1			1
SACRED HEART MEDICAL CENTER			1	100%	1
AFTER HOURS CLINIC			1	100%	1
PEDIATRIC SERVICES AND BREATHING CENTER PA			1	100%	1
JMC TALLAHASSEE, LLC			1	100%	1
FLORIDA STATE UNIVERSITY HEALTH SERVICES			1	100%	1
NEW HORIZON PRIMARY CARE LLC			1	100%	1
CENTRAL TX URGENT CARE			1	100%	1

COVID-19: testing by laboratory

Data through Jan 27, 2021 verified as of Jan 28, 2021 at 09:25 AM

Data in this report are provisional and subject to change.

The numbers in the table below represent the number of Florida and non-Florida residents for whom test results were received by the Department of Health. A person can be tested by more than one laboratory and can have both positive and negative results. **Therefore, the sum of the numbers in each column will be larger than the total number of people tested.**

Reporting lab	Inconclusive	Negative	Positive	Percent positive	Total
STANLY REGIONAL MEDICAL CENTER			1	100%	1
FLORIDA STATE HOSPITAL CLINICAL LABORATORY		1			1
COSTCO PHARMACY #1023			1	100%	1
Mountain View Manor			1	100%	1
PM PEDIATRICS OF BAYSIDE, PLLC - RIVE		1			1
CVS AZ5892POCT LAVEEN		1			1
PATIENT FIRST - LEESBURG			1	100%	1
MOORE CLINICAL RESEARCH INC			1	100%	1
NORTH SHORE HEMATOLOGY-ONCOLOGY ASSOCIATES		1			1
SOUTHWOOD NURSING & RETIREMENT CENTER		1			1
FRASER MEMORIAL HOSPITAL			1	100%	1
WALGREENS #10308		1			1
PROVIDENCE LABORATORY SERVICES		1			1
PARTNERS IN PRIMARY CARE		1			1
ROSE HAVEN NURSING CENTER		1			1
OCALA REGIONAL KIDNEY CENTER EAST			1	100%	1
ADVANTA LABS, LLC		1			1
Livingston County Center for Nursing and Rehabilitation		1			1
VA ST LOUIS HEALTH CARE SYSTEM			1	100%	1
Baptist Village Retirement Communities		1			1
SUNCOAST RESEARCH GROUP LLC			1	100%	1
CVS MD1515POCT LEONARDTOWN		1			1
METRO HEALTH HOSPITAL LABORATORY		1			1
Lemont Nursing and Rehab Center			1	100%	1
RABI SINHA, MD		1			1
Kroger 522 - The Little Clinic Gahanna		1			1
RAYMOND F CARON MD			1	100%	1
SELF REGIONAL HEALTHCARE			1	100%	1
CVS NJ617POCT CEDAR GROVE		1			1
NORTHEAST TEXAS DIALYSIS		1			1
BROOKDALE PALM COAST		1			1
WESLEY MEDICAL CENTER			1	100%	1
PALMETTO PRIMARY CARE PHYSICIANS			1	100%	1
Kroger 923 - The Little Clinic Centerville		1			1
CARENOW-MONTGOMERY			1	100%	1
COVE AT THE MARBELLA,THE			1	100%	1
BAPTIST HOSPITAL NURSING/PATIENT CARE			1	100%	1
TMH PHYSICIAN PARTNERS			1	100%	1
BAPTIST EMERGENCY HOSPITAL - KELLY			1	100%	1
VETERANS AFFAIRS MEDICAL CENTER - EAST ORANGE			1	100%	1
PALMS OF FT MYERS,THE			1	100%	1
SIGNATURE CARE COLLEGE STATION			1	100%	1
Moab Regional Hospital			1	100%	1
MINUTECLINIC LLC (2335)		1			1
ODYSSEY HEALTH CARE OF MARION COUNTY LLC		1			1
Kroger 968 - The Little Clinic Colerain Township		1			1
DEBORAH HEART AND LUNG CENTER		1			1

COVID-19: testing by laboratory

Data through Jan 27, 2021 verified as of Jan 28, 2021 at 09:25 AM

Data in this report are provisional and subject to change.

The numbers in the table below represent the number of Florida and non-Florida residents for whom test results were received by the Department of Health. A person can be tested by more than one laboratory and can have both positive and negative results. **Therefore, the sum of the numbers in each column will be larger than the total number of people tested.**

Reporting lab	Inconclusive	Negative	Positive	Percent positive	Total
LITTLE COMPANY OF MARY HOSPITAL			1	100%	1
FLAGLER COUNTY BOARD OF COUNTY COMMISSIONERS			1	100%	1
Courtenay Springs Village			1	100%	1
ATLANTIC DIAGNOSTICS			1	100%	1
PHYSICIANS PREMIER			1	100%	1
Brynwood Health & Rehabilitation Center			1	100%	1
PRACTITIONERS IN MOTION			1	100%	1
CHESAPEAKE REGIONAL MEDICAL CENTER			1	100%	1
JOSEPH SCHENKER MD PC		1			1
WINDSOR MANOR			1	100%	1
HCL LABORATORIES			1	100%	1
The Pines at Poughkeepsie Center for Nursing and Rehabilitation		1			1
ASPIRUS WAUSAU HOSPITAL			1	100%	1
BOULDER COMMUNITY HOSPITAL			1	100%	1
CENTRAL TX MEDICAL CENTER - LAB			1	100%	1
PRIMARY CARE GROUP LLC		1			1
TANGLEWOOD MANOR		1			1
CFCH - FROSTPROOF			1	100%	1
Kroger 339 - The Little Clinic Highlands - Bardstown Road		1			1
PENINSULA REGIONAL MED CTR LAB			1	100%	1
VA CBOC			1	100%	1
C A R E S		1			1
AMD			1	100%	1
Kroger 388 - The Little Clinic Braelinn Village		1			1
LSU MEDICAL CENTER			1	100%	1
MINUTECLINIC DIAG OF IND, LLC #6250		1			1
Imperial Healthcare Centre			1	100%	1
CARINGPLUS HOMECARE LLC			1	100%	1
SIMPLY HEALTHCARE AND WELLNESS CLINIC, PC			1	100%	1
PASTEUR MEDICAL CENTER LLC		1			1
GENESEE COUNTY HEALTH DEPARTMENT		1			1
REELFOOT FAMILY WALK-IN CLINIC		1			1
BOLLES SCHOOL, THE			1	100%	1
OPTUM OF HIALEAH		1			1
ST LUCIE COUNTY HEALTH DEPARTMENT			1	100%	1
FLAGLER CARE CENTER			1	100%	1
HEALTH CARE SERVICES LC			1	100%	1
WY RETIREMENT CENTER		1			1
CURA LABORATORY SERVICES			1	100%	1
BRIAN C GRINER MD LLC			1	100%	1
WINTER PARK MEMORIAL HOSPITAL LABORATORY		1			1
STAMFORD HOSPITAL			1	100%	1
INDIANA STATE DEPARTMENT OF HEALTH CLINIC MICROBIOLOGY		1			1
Dulles Health and Rehab Center		1			1
SHAH			1	100%	1
Manor Care Health Services- Wilmington			1	100%	1
LEXINGTON HOSPITAL CORPORATION			1	100%	1

COVID-19: testing by laboratory

Data through Jan 27, 2021 verified as of Jan 28, 2021 at 09:25 AM

Data in this report are provisional and subject to change.

The numbers in the table below represent the number of Florida and non-Florida residents for whom test results were received by the Department of Health. A person can be tested by more than one laboratory and can have both positive and negative results. **Therefore, the sum of the numbers in each column will be larger than the total number of people tested.**

Reporting lab	Inconclusive	Negative	Positive	Percent positive	Total
LRGHEALTHCARE		1			1
CONWAY - SHERWOOD URGENT CARE			1	100%	1
Lutheran Community at Telford		1			1
CAMBRIDGE HEALTH ALLIANCE			1	100%	1
NEW YORK CITY DEPARTMENT OF HEALTH			1	100%	1
PARKWAY DRUGS OF ONEIDA COUNTY NORTH I		1			1
SOUTHWOOD HEALTHCARE CENTER		1			1
GIFFORD MEMORIAL HOSPITAL		1			1
SUNCREST OMNI		1			1
ADVENTHEALTH MEDICAL GROUP OBSTETRICS			1	100%	1
PEDIATRIC URGENT CARE CENTR OF FORT WORTH-LA GRAN			1	100%	1
HEALTH ALLIANCE			1	100%	1
CYPRESS VILLAGE REHAB CENTER		1			1
MINUTECLINIC DIAGNOSTIC OF OHIO #5060		1			1
PARRISH MEDICAL GROUP			1	100%	1
UNIVERSITY OF BALTIMORE WASHINGTON MEDICAL CENTER			1	100%	1
CVS DC1340POCT WASHINGTON		1			1
HAWAII DEPARTMENT OF HEALTH LAB			1	100%	1
LOUNDY		1			1
BRIDGEWATER PARK ASSISTED LIVING LLC			1	100%	1
SOUTH FLORIDA URGENT CARE CENTERS, LLC			1	100%	1
PRINCIPLE DIAGNOSTICS LLC			1	100%	1
DEPARTMENT OF HEALTH SERVICES			1	100%	1
CVS AZ5026POCT MESA		1			1
Kroger 481 - The Little Clinic Houston Levee		1			1
LCMC LAB SUBSECTION		1			1
INSTANT MEDICAL CARE CENTER			1	100%	1
CAROMONT HEALTH			1	100%	1
CATHEDRAL GERONTOLOGY CENTER DBA CATHEDRAL CARES			1	100%	1
CENTRAL FLORIDA HOSPITALIST			1	100%	1
Winter Park Care and Rehab			1	100%	1
CAREFIRST URGENT CARE - BEECHMONT			1	100%	1
OAKMONT WEST- GREENVILLE SC		1			1
TANVIR H SHAGAR NP		1			1
HAMILTON CHD		1			1
DIAGNOSTIC GROUP INTEGRATED HEALTHCARE			1	100%	1
MALUHIA		1			1
CELEBRATION HOSPITAL			1	100%	1
Garden View Care Center at Dougherty Ferry		1			1
BAYCARE OUTREACH LAB AT NEW TAMPA			1	100%	1
SONNI'S PEDIATRICS			1	100%	1
Kroger 130 - The Little Clinic Colorado Springs		1			1
ADVENTHEALTH MEDICAL GROUP SENIOR HEALTH AT			1	100%	1
CARESOUTH HHA HOLDINGS OF THE TREASURE COAST LLC			1	100%	1
KIDS CARE PEDIATRICS PA			1	100%	1
ANSWERS RESOURCE FACILITY		1			1
WVU MEDICINE AT SUNCREST TOWNE CENTRE			1	100%	1

COVID-19: testing by laboratory

Data through Jan 27, 2021 verified as of Jan 28, 2021 at 09:25 AM

Data in this report are provisional and subject to change.

The numbers in the table below represent the number of Florida and non-Florida residents for whom test results were received by the Department of Health. A person can be tested by more than one laboratory and can have both positive and negative results. **Therefore, the sum of the numbers in each column will be larger than the total number of people tested.**

Reporting lab	Inconclusive	Negative	Positive	Percent positive	Total
REEVES COUNTY HOSPITAL DISTRICT			1	100%	1
RICHICHI FAMILY HEALTH			1	100%	1
LANCASHIRE HALL NURSING AND REHABILITATION CENTER		1			1
EMERGENCY CARE SERVICES LAB AT JFK MEDICAL CENTER			1	100%	1
TUNIS STREET GROUP HOME		1			1
Kroger 426 - The Little Clinic Suwanee		1			1
TLC MEDICAL			1	100%	1
CARTERSVILLE MEDICAL CENTER			1	100%	1
SUMMIT COUNTY PUBLIC HEALTH DEPARTMENT			1	100%	1
MEDICAL CENTER OF CENTRAL GEORGIA			1	100%	1
SEASONS HOSPICE AND PALLIATIVE CARE OF			1	100%	1
The Carrington		1			1
Seal Rock Healthcare		1			1
SONORAN DESERT PATHOLOGY			1	100%	1
CLEVELAND CLINIC AKRON GENERAL			1	100%	1
RIDGEFIELD PEDIATRIC ASSOCIATES		1			1
Ravenwood Speciality Care		1			1
PROGENESIS INC			1	100%	1
Manassas Health & Rehab			1	100%	1
Woodstock Nursing and Rehabilitation Center		1			1
BATESVILLE - SHERWOOD URGENT CARE			1	100%	1
LIBERTY HEALTH CENTER			1	100%	1
OHIOHEALTH URGENT CARE			1	100%	1
BEAUMONT REFERENCE LABORATORY			1	100%	1
UNIVERSITY OF TEXAS AT EL PASO, THE			1	100%	1
LADY OF THE SEA HOSPITAL LAB			1	100%	1
ALLIANCE MD DIRECT PRIMARY CARE			1	100%	1
Kroger 409 - The Little Clinic Hebron Marketplace			1	100%	1
LAKEVIEW REGIONAL HOSPITAL			1	100%	1
MINUTECLINIC DIAGNOSTIC OF NH, LLC (CL		1			1
MEDICAL SPECIALISTS OF THE PALM BEACHES INC			1	100%	1
HUDSON REGIONAL HOSPITAL			1	100%	1
Kroger 550 - The Little Clinic Bellevue		1			1
CHC SOUTHWEST FLORIDA LAB-LIVE			1	100%	1
SAINT JOSEPH'S HOSPITAL AND MEDICAL CENTER		1			1
AZALEALAND NURSING HOME		1			1
SUMMERFIELD PAIN MANAGEMENT			1	100%	1
IMMY LABS			1	100%	1
FAST PACE URGENT CARE			1	100%	1
ST MICHAEL'S ELITE MEDICAL HOSPITAL			1	100%	1
RESIDENCES AT MIAMI / REIGN GARDENS LLC, THE			1	100%	1
Baypoint Healthcare Center			1	100%	1
DIAMOND SPEEDWAY DIALYSIS			1	100%	1
CVS OH2486POCT NILES			1	100%	1
NICKLAUS CHILDREN'S DORAL OUTPATIENT CENTER			1	100%	1
JUPITER PEDIATRIC ASSOCIATES, PA			1	100%	1
FREEMPORT ER DOX URGENT CARE		1			1

COVID-19: testing by laboratory

Data through Jan 27, 2021 verified as of Jan 28, 2021 at 09:25 AM

Data in this report are provisional and subject to change.

The numbers in the table below represent the number of Florida and non-Florida residents for whom test results were received by the Department of Health. A person can be tested by more than one laboratory and can have both positive and negative results. **Therefore, the sum of the numbers in each column will be larger than the total number of people tested.**

Reporting lab	Inconclusive	Negative	Positive	Percent positive	Total
ADVANCED RESEARCH AND DIAGNOSTIC LABORATORY UNIVERSITY OF MINNESOTA			1	100%	1
CERMAK HEALTH SERVICES			1	100%	1
Kroger 907 - The Little Clinic Holland		1			1
DOCTORS CARE - AIKEN MALL			1	100%	1
Kroger - KR070300083			1	100%	1
ENZO LABS INC			1	100%	1
WELLMED AT LINEBAUGH AVE			1	100%	1
COLUMBIA CREST CARE & RAHAB		1			1
Vi at Aventura		1			1
Maple Lane Nursing Home		1			1
CVS MA2297677CV BOSTON		1			1
ORDRS, INC.			1	100%	1
Niles Nursing and Rehab. Center		1			1
MEDEXPRESS URGENT CARE - MARTINSVILLE		1			1
EAST COAST INSTITUTE FOR RESEARCH LLC			1	100%	1
ADVENTHEALTH MEDICAL GROUP PEDIATRICS DIABETES &			1	100%	1
FOUNDATION LABORATORY			1	100%	1
CVS IL2297652CV CHICAGO		1			1
MEDERI CARETENDERS			1	100%	1
Kroger 825 - The Little Clinic Dorothy Lane		1			1
ADVANCE MD CARE			1	100%	1
MED & CO INVESTMENT LLC		1			1
JP MORGAN CHASE HEALTH SERVICES			1	100%	1
LOUIS STOKES CLEVELAND VA MEDICAL CENTER			1	100%	1
OPTUM PRIMARY CARE			1	100%	1
TRAVIS LEE THOMPSON MD			1	100%	1
BASCOM PALMER-MICRO LAB			1	100%	1
ASSOCIATES MD MEDICAL GROUP INC			1	100%	1
CVS SC2250POCT COLUMBIA		1			1
CLUB HEALTH AND REHABILITATION CENTER, THE		1			1
Vibrallife of El Paso Rehabilitation Center			1	100%	1
HOLSTON MEDICAL GROUP		1			1
NORTHWEST FLORIDA SPECIALTY PHYSICIANS LLC		1			1
ARNOLD PALMER HOSPITAL LAB POCT		1			1
PINNACLE DIALYSIS		1			1
RENOWN REGIONAL MEDICAL CENTER			1	100%	1
HOWELL BRANCH COURT			1	100%	1
COMMUNITY MEDICAL CARE			1	100%	1
ALBANY MEDICAL CENTER			1	100%	1
UNIVERSITY OF VERMONT MEDICAL CENTER			1	100%	1
PARK AVENUE DERMATOLOGY NORTH			1	100%	1
BAXTER REGIONAL MEDICAL CENTER			1	100%	1
UF KANAPAHA LAB BEAKER		1			1
NEW YORK UNIVERSITY MEDICAL CENTER			1	100%	1
Metairie Healthcare Center			1	100%	1
Sherwood Oaks Health Center			1	100%	1
CVS NE2741POCT LA VISTA		1			1

COVID-19: testing by laboratory

Data through Jan 27, 2021 verified as of Jan 28, 2021 at 09:25 AM

Data in this report are provisional and subject to change.

The numbers in the table below represent the number of Florida and non-Florida residents for whom test results were received by the Department of Health. A person can be tested by more than one laboratory and can have both positive and negative results. **Therefore, the sum of the numbers in each column will be larger than the total number of people tested.**

Reporting lab	Inconclusive	Negative	Positive	Percent positive	Total
BROOKDALE AVONDALE (BU 04360)			1	100%	1
TWIN			1	100%	1
CVS PA2687POCT EXTON		1			1
University Plaza Rehabilitation and Nursing			1	100%	1
ADVENTHEALTH DURAND			1	100%	1
HENRY FORD HOSPITAL			1	100%	1
CROSS CREEK HEALTH CARE		1			1
FIT4LIFE MEDICAL CENTER			1	100%	1
Eagle Health and Rehabilitation		1			1
GRAND VILLA OF LAKE LAND		1			1
APOPKA FAMILY HEALTH CENTER			1	100%	1
ACUPATH LABORATORIES INC			1	100%	1
Kroger 618 - The Little Clinic Trail Creek Village		1			1
MEMORIAL SATILLA HEALTH			1	100%	1
JOHN PETER SMITH HOSPITAL- OB TRIAGE			1	100%	1
MEDEX CLINIC LLC			1	100%	1
WESTON COUNTY HEALTH SERVICES			1	100%	1
ACCOMPLISHED HOME CARE		1			1
UNIVERSITY OF ILLINOIS VETERINARY DIAG		1			1
MY URGENT CARE CLINIC			1	100%	1
CHATEAU MADELEINE - SENIOR LIVING & MEMORY CARE			1	100%	1
Winter Garden Rehab and Nursing Facility		1			1
Kroger 126 - The Little Clinic Cottonwood		1			1
Dugan Memorial Home		1			1
DAYTONA BEACH CENTRA CARE			1	100%	1
PREMIER PEDIATRICS			1	100%	1
BAYMEADOWS PEDIATRIC CARE		1			1
Bethany Manor		1			1
UNIVERSITY OF SOUTH FLORIDA			1	100%	1
PIONEER CLINICAL RESEARCH LLC			1	100%	1
WEST FLORIDA MEDICAL ASSOCIATES, PA			1	100%	1
VISTA DEL SOL MED ASSOC		1			1
MEMORIAL HOSPITAL - BELLEVILLE			1	100%	1
ST JOHNS MEDICAL CENTER		1			1
Kroger 777 - The Little Clinic Shelbyville		1			1
El Paso Health Care Center			1	100%	1
FAIRFIELD MEDICAL CENTER			1	100%	1
Bivins Pointe			1	100%	1
ULTIMATE ANALYSIS LABORATORY			1	100%	1
Country View of Sunbury			1	100%	1
PUBLIX PHARMACY # 1236			1	100%	1
NORTHEAST FLORIDA HEALTH SERVICES			1	100%	1
OPTIMAL MEDICINE INC		1			1
15 TO KNOW			1	100%	1
STEWART MEDICAL GROUP INC			1	100%	1
ONPOINT URGENT CARE			1	100%	1
YOUR HEALTH PEDIATRICS INC			1	100%	1

COVID-19: testing by laboratory

Data through Jan 27, 2021 verified as of Jan 28, 2021 at 09:25 AM

Data in this report are provisional and subject to change.

The numbers in the table below represent the number of Florida and non-Florida residents for whom test results were received by the Department of Health. A person can be tested by more than one laboratory and can have both positive and negative results. **Therefore, the sum of the numbers in each column will be larger than the total number of people tested.**

Reporting lab	Inconclusive	Negative	Positive	Percent positive	Total
SHANNON CLARK OD, PA			1	100%	1
UNLIMITED MEDICAL SERVICES OF FL PL DBA		1			1
ELITE MEDICAL LABORATORY SOLUTIONS LLC			1	100%	1
POETS WALK SARASOTA			1	100%	1
DOCTORS AFTER HOURS URGENT CARE CENTER			1	100%	1
PALM SPRINGS GENERAL HOSPITAL			1	100%	1
PUTNAM CO HOSPITAL-D/B/A ASBURY TOWERS		1			1
TCPA CLINICAL LABORATORIES			1	100%	1
LIFE CARE CENTER OF GWINNETT		1			1
SOUTHWEST ORLANDO FAMILY MEDICINE, PL			1	100%	1
KANA MEDICAL			1	100%	1
SOUTHEASTERN HEALTH FACILITES, INC		1			1
COLONIAL VILLA GOOD SAMARITAN CENTER		1			1
EAST FL CORE LAB			1	100%	1
WESTCOAST FAMILY PRACTICE		1			1
EASTSIDE MEDICAL CLINIC		1			1
NORTH RIVER FAMILY HEALTH CENTER			1	100%	1
ROYAL OAK MEDICAL CENTER LLC DBA CHARACTER FAMILY			1	100%	1
URGENT TEAM - NASHVILLE		1			1
PELICAN STATE OUTPATIENT CENTER			1	100%	1
ManorCare Rehab Center of Marietta		1			1
SEACOAST PATHOLOGY PROFESSIONAL ASSOC		1			1
FRESENIUS KIDNEY CARE			1	100%	1
TMH CANCER CENTER LABORATORY			1	100%	1
Holly Hill Healthcare Center			1	100%	1
Carington Park			1	100%	1
PHYSICIANS PRIMARY CARE LEHIGH PEDS			1	100%	1
MEDEXPRESS URGENT CARE - LAWRENCE		1			1
CVS MO5724POCT KANSAS CITY		1			1
EXCEPTIONAL EMERGENCY CENTER			1	100%	1
CENTRAL CAROLINA HOSPITAL			1	100%	1
MOSOLF PEDIATRICS PA			1	100%	1
WELLOW URGENT CARE-OSWEGO			1	100%	1
LAKE REGIONAL HEALTH			1	100%	1
ADAMS COUNTY HEALTH DEPARTMENT			1	100%	1
EDGAR PRICE FAMILY & CHILDREN HEALTHCARE CENTER			1	100%	1
2504-HOMEWOOD		1			1
CORDOVA FAMILY PRACTICE			1	100%	1
UT HEALTH RGV CLINICAL LABORATORY			1	100%	1
JOSHUA E CHESIR MD		1			1
MARINA DEL REY HOSPITAL LAB			1	100%	1
BICKERTON, DAWN		1			1
CORNERSTONE OF RECOVERY INC		1			1
GOSHEN MEDICAL CENTER			1	100%	1
SWIFTCARE URGENT CARE, PLLC			1	100%	1
MEMORIAL HERMANN HOSPITAL			1	100%	1
KNOX COMMUNITY HOSPITAL			1	100%	1

COVID-19: testing by laboratory

Data through Jan 27, 2021 verified as of Jan 28, 2021 at 09:25 AM

Data in this report are provisional and subject to change.

The numbers in the table below represent the number of Florida and non-Florida residents for whom test results were received by the Department of Health. A person can be tested by more than one laboratory and can have both positive and negative results. **Therefore, the sum of the numbers in each column will be larger than the total number of people tested.**

Reporting lab	Inconclusive	Negative	Positive	Percent positive	Total
RAPID CITY REGIONAL HOSPITAL -579 ATTN. LABORATORY		1			1
MEDEXPRESS URGENT CARE - ST CLAIR, CLOVER DR.		1			1
DOCTORS HEARING			1	100%	1
RIVIERA BEACH HEALTH CENTER LAB			1	100%	1
IVY ROSEN MD PLLC		1			1
MEDEXPRESS URGENT CARE - WAYNESBURG		1			1
BMC/NASSAU			1	100%	1
MISSOURI DEPARTMENT OF HEALTH AND SENIOR SERVICES - STATE PH LAB		1			1
BUFFALO CROSSINGS HEALTHCARE AND REHABILITATION CENTER			1	100%	1
ASHLEY CLINICAL DIAGNOSTIC LABORATORY			1	100%	1
MERITUS MEDICAL CENTER			1	100%	1
COBLESKILL REGIONAL HOSPITAL		1			1
NSPIRE HEALTHCARE PLANTATION			1	100%	1
XSTREMEMD			1	100%	1
Excel Care Center			1	100%	1
LAMARQUE DIALYSIS			1	100%	1
MINUTECLINIC DIAGNOSTICS OF OKLAHOMA		1			1
ENCOMPASS HEALTH REHABILITATION			1	100%	1
LEE MEMORIAL HOSPITAL OUTPATIENT SURGERY CENTER			1	100%	1
SOUTHEASTERN INTEGRATED MEDICAL PL			1	100%	1
ROYAL PALM PEDIATRICS			1	100%	1
DONALSONVILLE HOSPITAL			1	100%	1
Garden Villa Bedford		1			1
Kroger 524 - The Little Clinic Iron Bridge Road		1			1
CVS NV9841POCT RENO			1	100%	1
ST. PETERSBURG PEDIATRICS-SEMINOLE			1	100%	1
TARRYTOWN PHARMACY			1	100%	1
NAVARRO MEDICAL CENTERS LLC			1	100%	1
DR JAMES D FORBES FAMILY CARE CENTER			1	100%	1
ALPHA 1 ANTITRYPSIN RESEARCH PROGRAM			1	100%	1
Central Park Healthcare & Rehabilitation Center		1			1
Kroger 379 - The Little Clinic Stony Brook		1			1
LIFEPLUS HEALTHCARE GROUP INC		1			1
SUMMIT LABORATORY			1	100%	1
DOCTORS MEMORIAL HOSP HOME HEALTH CARE		1			1
ARIZA WELLNESS CARE LLC			1	100%	1
WEST COAST CLINICAL LABS INC			1	100%	1
NHC Chattanooga			1	100%	1
CAREHERE HUDSON BAY			1	100%	1
UMASS MEMORIAL MEDICAL CENTER, INC		1			1
Avera Sr. James Care Center		1			1
BASCOM PALMER EYE INSTITUTE			1	100%	1
SANDALWOOD NURSING CENTER		1			1
MEDEXPRESS URGENT CARE - ANDERSON		1			1
CVS NC7047POCT DURHAM		1			1
MEDEXPRESS URGENT CARE, EDWARDSVILLE		1			1
Sunnybrook Rehabilitation Center			1	100%	1

COVID-19: testing by laboratory

Data through Jan 27, 2021 verified as of Jan 28, 2021 at 09:25 AM

Data in this report are provisional and subject to change.

The numbers in the table below represent the number of Florida and non-Florida residents for whom test results were received by the Department of Health. A person can be tested by more than one laboratory and can have both positive and negative results. **Therefore, the sum of the numbers in each column will be larger than the total number of people tested.**

Reporting lab	Inconclusive	Negative	Positive	Percent positive	Total
AUGUSTA HEALTH CLINICAL LABORATORY			1	100%	1
HOUSTON DEPARTMENT OF HEALTH AND HUMAN SERVICES			1	100%	1
COLOMBO'S PHARMACY		1			1
HARRIS URGENT CARE CENTER			1	100%	1
CLERMONT PEDIATRICS, PA			1	100%	1
Kroger 541 - The Little Clinic Long Hollow Pike		1			1
TAMPA HEALTH CARE PROVIDERS PA		1			1
Hillside Rehab and Care Center			1	100%	1
CVS NC3853POCT BURLINGTON		1			1
ANY LAB TEST FAST CORP			1	100%	1
EDWARD HOSPITAL			1	100%	1
MIAMI BEACH MEDICAL GROUP			1	100%	1
BAYLOR SCOTT & WHITE MEDICAL SURGICAL CLINIC			1	100%	1
NORTHSIDE HOSPITAL DULUTH			1	100%	1
ICARE		1			1
SLIDELL MEMORIAL HOSPITAL			1	100%	1
DERMDX, DIV OF AURORA DIAGNOSTICS/BERNHARDT LAB		1			1
MORGAN STANELY HEALTH CENTER		1			1
MEDICAL CITY DENTON			1	100%	1
CAREHERE LLC			1	100%	1
ST LUKES SURGICAL AT THE VILLAGES INC			1	100%	1
TREASURE COAST PRIMARY CARE		1			1
INTEGRATED GENETICS SEQUENOM		1			1
HERNANDO CHILDREN'S			1	100%	1
Southwest Louisiana Veterans Home			1	100%	1
FLORIDA ADVANCED MEDICAL AND DERM AESTHETICS LLC			1	100%	1
POMPANO REHABILITATION AND NURSING CTR		1			1
CIMA MEDICAL CENTER			1	100%	1
CAN COMMUNITY HEALTH LLC		1			1
Monument Health Strugis Care Center		1			1
UNITED HEALTHCARE			1	100%	1
ADVENTHEALTH PHYSICIAN GROUP - APPLEWOOD			1	100%	1
PALM WEST INTERNIST PA			1	100%	1
Rio Grande City Nursing and Rehab Center			1	100%	1
BRUSHY CREEK FAMILY HOSPITAL			1	100%	1
MEDEXPRESS URGENT CARE - ROSS TOWNSHIP		1			1
MADISON AT OVIEDO			1	100%	1
Integrity Healthcare of Carbondale			1	100%	1
CHRISTUS GOOD SHEPHERD MEDICAL CENTER			1	100%	1
FLORIDA DEPARTMENT OF HEALTH IN CITRUS COUNTY		1			1
CITRONELLE HEALTH AND REHABILITATION CENTER		1			1
FIRST CARE OF GAINESVILLE			1	100%	1
APOLLOMDX LLC			1	100%	1
NASSAU COUNTY HEALTH DEPARTMENT-FERNANDINA BEACH C		1			1
MEDEXPRESS URGENT CARE - PATRICK STREE			1	100%	1
CARESPOT - LEE VISTA			1	100%	1
MEMORIAL HOSPITAL MIRAMAR WAIVED TESTING			1	100%	1

COVID-19: testing by laboratory

Data through Jan 27, 2021 verified as of Jan 28, 2021 at 09:25 AM

Data in this report are provisional and subject to change.

The numbers in the table below represent the number of Florida and non-Florida residents for whom test results were received by the Department of Health. A person can be tested by more than one laboratory and can have both positive and negative results. **Therefore, the sum of the numbers in each column will be larger than the total number of people tested.**

Reporting lab	Inconclusive	Negative	Positive	Percent positive	Total
MEDICAL ASSOCIATES OF BREVARD LLC		1			1
LIFELINK OF FLORIDA			1	100%	1
FAIRVIEW SOUTHDAL			1	100%	1
MEADOWS PARK HEALTH AND REHABILITATION		1			1
ALLIANCE LABORATORY SERVICES			1	100%	1
Kroger 353 - The Little Clinic Harpers Point		1			1
CVS CA9103POCT ESCONDIDO		1			1
LAKE BALDWIN			1	100%	1
HAVASU REGIONAL MEDICAL CENTER			1	100%	1
DIGESTIVE DISEASE CARE PC		1			1
DISCOVERY AT HOME, LLC			1	100%	1
UNIVERSITY COMMUNITY HEALTH SERVICES			1	100%	1
BLUFFTON HEALTH CENTER			1	100%	1
MEDEXPRESS-DOVER		1			1
MERITER LABORATORIES			1	100%	1
MDS PHARMA SERVICES		1			1
SANTA CLARA VALLEY MEDICAL CENTER			1	100%	1
BRONSON METHODIST HOSPITAL			1	100%	1
STEWART FLORIDA ALF, INC			1	100%	1
Kroger 753 - The Little Clinic Goss Avenue		1			1
TREASURE COAST COMMUNITY HEALTH INC			1	100%	1
CUSTOM SCRIPTS PHARMACY		1			1
THE EDGEWATER AND WATERMAN VILLAGE			1	100%	1
Manor Care Health Care Services - Williamsport North		1			1
A G RHODES HOME AT WESLEY WOODS		1			1
ACCESS HEALTH CARE PHYSICIANS LLC			1	100%	1
BAPTIST HOSPITAL LABORATORY			1	100%	1
TRUCARE LIVING CENTERS - SELMA			1	100%	1
WAYNE COUNTY PUBLIC HEALTH		1			1
Kroger 368 - The Little Clinic Frankfort West		1			1
BAPTIST HEALTH EXPRESS CARE			1	100%	1
GATEWAY LABORATORIES		1			1
ST JOHN'S MEDICAL CENTER, TETON VILLAGE			1	100%	1
USC VERDUGO HILLS HOSPITAL			1	100%	1
ABBOTT LABORATORIES - OCCUPATIONAL HEALTH SERVICES			1	100%	1
MISSION HOSPITAL			1	100%	1
MEDICAL CENTER			1	100%	1
Walgreens #9278		1			1
ALLIED PHYSICIANS GROUP		1			1
Kroger - KRO70600172		1			1
SUSAN F. WILLIAMS M.D., P.A.			1	100%	1
COASTAL ER IX, PHYSICIANS PREMIER			1	100%	1
ENCOMPASS HEALTH REHABILITATION OF ALTAMONTE			1	100%	1
Hearthstone Nursing and Rehabilitation Center		1			1
MEDTOWN PHARMACY			1	100%	1
THE LITTLE CLINIC, LLC			1	100%	1
ORMOND MEDICAL ARTS FAMILY PRACTICE PL			1	100%	1

COVID-19: testing by laboratory

Data through Jan 27, 2021 verified as of Jan 28, 2021 at 09:25 AM

Data in this report are provisional and subject to change.

The numbers in the table below represent the number of Florida and non-Florida residents for whom test results were received by the Department of Health. A person can be tested by more than one laboratory and can have both positive and negative results. **Therefore, the sum of the numbers in each column will be larger than the total number of people tested.**

Reporting lab	Inconclusive	Negative	Positive	Percent positive	Total
HAWKEYE CARE CENTER DUBUQUE		1			1
KANSAS CITY VA MEDICAL CENTER			1	100%	1
ORLANDO HEALTH PHYSICIAN GROUP INC			1	100%	1
ST. VINCENT HOSPITAL			1	100%	1
PROVIDENCE ST PETER HOSPITAL		1			1
WALGREEN#12147		1			1
KENT		1			1
HEALTHCARE AND REHAB OF SANFORD			1	100%	1
TITUS REGIONAL MEDICAL CENTER			1	100%	1
MEDEXPRESS URGENT CARE - MYLAN			1	100%	1
FLAGLER PROFESSIONAL HEALTH CARE SERVICES INC		1			1
RIVERSIDE MEDICAL CENTER		1			1
Heartland of Perrysburg		1			1
HIBISCUS COURT			1	100%	1
INDIAN RIDGE		1			1
CVS TX8321POCT MCKINNEY		1			1
ST ANTHONY'S PINELLAS CARE CLINIC			1	100%	1
MERRILL GARDENS AT CHAMPIONSGATE			1	100%	1
DEVANSH LAB WERKS		1			1
FLEMING ISLAND CENTER FOR CLINICAL RESEARCH		1			1
A.G. Rhodes		1			1
AMERICAN LAB LLC		1			1
Community Care Center of Heritage House, LLC			1	100%	1
Rehab Select of Talladega		1			1
FAMILY MEDICAL CLINIC KENDALL LLC			1	100%	1
UMASS MEMORIAL/MARLBORO HOSPITAL			1	100%	1
DIVERSICARE OF BIG SPRINGS		1			1
CVS NV5942POCT LAS VEGAS		1			1
SMITH			1	100%	1
Fairhaven Retirement Community		1			1
MEDICAL ASSOCIATES OF THE SHOALS		1			1
MEDEXPRESS URGENT CARE - WESTFIELD, E MAIN ST			1	100%	1
YOUR HEALTH PEDIATRICS			1	100%	1
UPSON REGIONAL MEDICAL CENTER			1	100%	1
TERRELL URGENT CARE			1	100%	1
LabCorp L#09258295 M#09258285			1	100%	1
BORINQUEN HEALTH CENTER			1	100%	1
MISSISSIPPI VALLEY REGIONAL BLOOD CENTER			1	100%	1
OAKWOOD HOSPITAL - SOUTHSORE			1	100%	1
ST VINCENTS AMBULATORY CARE INC			1	100%	1
bishop rehabilitation and nursing center		1			1
BAPTIST HEALTH PRIMARY CARE AT DORAL			1	100%	1
CONTINENTAL HOME HEALTH CARE INC			1	100%	1
QUEST DIAGNOSTICS INCORPORATED			1	100%	1
ASSISTED LIVING AT TREZEVANT		1			1
LIFEGUARD AMBULANCE SERVICE LLC - BAY COUNTY			1	100%	1
MID FLORIDA COMMUNITY SERVICES			1	100%	1

COVID-19: testing by laboratory

Data through Jan 27, 2021 verified as of Jan 28, 2021 at 09:25 AM

Data in this report are provisional and subject to change.

The numbers in the table below represent the number of Florida and non-Florida residents for whom test results were received by the Department of Health. A person can be tested by more than one laboratory and can have both positive and negative results. **Therefore, the sum of the numbers in each column will be larger than the total number of people tested.**

Reporting lab	Inconclusive	Negative	Positive	Percent positive	Total
EXPRESS PHARMACY INC		1			1
Fairview			1	100%	1
HOSPICE OF MARION COUNTY INC			1	100%	1
LP ELIZABETHTON		1			1
DOCTORS CARE OF PALM COAST			1	100%	1
URGENT CARE OF KANSAS CITY			1	100%	1
Senatobia Healthcare & Rehab		1			1
WATERBURY HOSPITAL REFERENCE LAB			1	100%	1
Kroger 672 - The Little Clinic Bill Kennedy & Glenwood		1			1
PCR DIAGNOSTICS			1	100%	1
CHP COVID-19 (TX)			1	100%	1
NORTH OKALOOSA PHYSICIAN GRP - WALK IN CLINIC			1	100%	1
BAYLOR SCOTT AND WHITE MEDICAL CENTER -CENTENTENNIAL			1	100%	1
ACCURATE HEALTH SERVICES CORP			1	100%	1
MICROBIOLOGY DEPARTMENT			1	100%	1
CVS MN6811POCT PLYMOUTH		1			1
GOOD PEDIATRICS			1	100%	1
Chateau Living Center			1	100%	1
MINUTECLINIC MINUTECLINIC #3665		1			1
NFRC CLINICAL LAB			1	100%	1
CVS OH3458POCT BEAVERCREEK		1			1
FAMILY MEDICAL CLINIC HOMESTEAD, LLC			1	100%	1
RAJ K PAI MD PA			1	100%	1
PREMIER FAMILY AND SPORTS MEDICINE LLC			1	100%	1
FLORIDA EPIDEMIOLOGY PROGRAM			1	100%	1
MEDSTAR HEALTH URGENT CARE			1	100%	1
JACKSBORO URGENT CARE			1	100%	1
SPECTRUM LABORATORY			1	100%	1
Kroger 895 - The Little Clinic Green Hills		1			1
THE TOLEDO HOSPITAL			1	100%	1
CVS IL2798POCT CHICAGO			1	100%	1
WATERS EDGE ELEMENTARY SCHOOL			1	100%	1
PEDIATRIC ASSOCIATES - MIAMI LAKES		1			1
Long Beach Care Center			1	100%	1
Arch Plaza Nursing and Rehabilitation Center			1	100%	1
Riviera Health Resort		1			1
MEMORIAL HERMANN MEDICAL GROUP-ATASCOCITA PEDS			1	100%	1
WMC HEALTH GROUP OF KISSIMMEE LLC			1	100%	1
HAYS CLINICAL LAB			1	100%	1
WillowBrooke Court at Westminster Village		1			1
Virginia Gay Nursing and Rehab		1			1
CANDLER HOSPITAL			1	100%	1
HARDIN HEALTH INC		1			1
Sears Coastal Nursing and Rehab		1			1
Regency Square			1	100%	1
WEST FLORIDA HOSPITAL LABORATORY			1	100%	1
JACKSON MADISON CO. GEN. HOSPITAL			1	100%	1

COVID-19: testing by laboratory

Data through Jan 27, 2021 verified as of Jan 28, 2021 at 09:25 AM

Data in this report are provisional and subject to change.

The numbers in the table below represent the number of Florida and non-Florida residents for whom test results were received by the Department of Health. A person can be tested by more than one laboratory and can have both positive and negative results. **Therefore, the sum of the numbers in each column will be larger than the total number of people tested.**

Reporting lab	Inconclusive	Negative	Positive	Percent positive	Total
Peninsula Nursing and Rehabilitation Center		1			1
NORTHERN KENTUCKY HEALTH DEPARTMENT			1	100%	1
FALKVILLE HEALTHCARE		1			1
ADVANCED INDIVIDUALIZED MEDICINE OF NAPLES			1	100%	1
APS-SUMMIT CARE PHARMACY, LLC DBA OMNICARE		1			1
MEDEXPRESS URGENT CARE - FORT SMITH		1			1
ER NEAR ME HULEN		1			1
WINTER GARDEN CHILDREN'S HEALTH CENTERS			1	100%	1
NORDX			1	100%	1
WRIGHT PATTERSON AFB MEDICAL CENTER			1	100%	1
SURGERY CENTER, THE			1	100%	1
CACERES SPECIALIZED GYNECOLOGY		1			1
Elm Crest Senior Living Community		1			1
Hillside Manor Rehabilitation and Extended Care Center		1			1
VA OPTOMETRY CLINIC			1	100%	1
Kroger 519 - The Little Clinic Staples Mill Road		1			1
Portsmouth Health and Rehab			1	100%	1
ALLEGANY COUNTY DEPARTMENT OF HEALTH		1			1
DEPARTMENT OF HEALTH AND ENVIRONMENTAL CONTROL			1	100%	1
CHILDREN'S MEDICAL CENTER-EAST ORLANDO			1	100%	1
ST JOHNS PEDIATRICS PA		1			1
Valley View Health and Rehabilitation, LLC		1			1
Beth Sholom Home of Eastern Virginia			1	100%	1
NORTH BROWARD MEDICAL CENTER			1	100%	1
LAKE MARY PEDIATRICS			1	100%	1
The Center at Centennial			1	100%	1
HEART HOSPITAL OF LAFAYETTE: EMERGENCY ROOM			1	100%	1
CVS MO4850POCT SPRINGFIELD		1			1
MARQUETTE GENERAL HOSPITAL			1	100%	1
CVS NC3319POCT CHARLOTTE		1			1
SEWALLS POINT PHARMACY INC			1	100%	1
CHIPLEY DIALYSIS			1	100%	1
BROOKS REHAB			1	100%	1
NORTH COUNTY MEDICAL LAB			1	100%	1
THE HEART HOSPITAL BAYLOR PLANO			1	100%	1
AURORA CONSOLIDATED LABORATORY			1	100%	1
KROGER 915 - THE LITTLE CLINIC ANDERSON			1	100%	1
GATEWAY HEALTHCARE, PC			1	100%	1
TAMPA GENERAL MEDICAL GROUP LABORATORY HEALTHPARK			1	100%	1
Victory Health and Rehabilitation			1	100%	1
DIXIE REGIONAL MEDICAL CENTER			1	100%	1
ANMED HEALTH MEDICAL CENTER			1	100%	1
JMJ FAMILY PRACTICE			1	100%	1
MIDWAY SPECIALTY CARE CENTER INC		1			1
Waters of Covington		1			1
MEMORIAL HEALTH UNIVERSITY MEDICAL CENTER			1	100%	1
HYDE PARK MEDICAL CENTER		1			1

COVID-19: testing by laboratory

Data through Jan 27, 2021 verified as of Jan 28, 2021 at 09:25 AM

Data in this report are provisional and subject to change.

The numbers in the table below represent the number of Florida and non-Florida residents for whom test results were received by the Department of Health. A person can be tested by more than one laboratory and can have both positive and negative results. **Therefore, the sum of the numbers in each column will be larger than the total number of people tested.**

Reporting lab	Inconclusive	Negative	Positive	Percent positive	Total
HEALTHPARTNERS HUDSON CLINIC			1	100%	1
PARK AVENUE PEDIATRICS PC		1			1
UABC			1	100%	1
REGIONAL MEDICAL LABORATORY			1	100%	1
CHRISTIANA HOSPITAL		1			1
MEDCOR, INC			1	100%	1
NYU WINTHROP LABORATORY		1			1
Medicalodges Neosho			1	100%	1
WEST DADE PEDIATRICS			1	100%	1
OCEAN MEDICAL CENTER		1			1
ELEMENTS PHARMACY			1	100%	1
ESCANDON DIAGNOSTIC CLINIC			1	100%	1
PROVIDENCE ST. PATRICK HOSPITAL			1	100%	1
CHI ST. LUKE'S HEALTH BCM MEDICAL CENTER			1	100%	1
West Bay of Tampa Center			1	100%	1
			1	100%	1
MAINE CENTER FOR DISEASE CONTROL AND PREVENTION			1	100%	1
WEST BOCA MEDICAL CENTER			1	100%	1
CLINICAL PATHOLOGY LABORATORIES SOUTHEAST INC			1	100%	1
HIGHLAND PARK LAKEWOOD PRESTON HOLLOW			1	100%	1
CVS IL1773POCT TINLEY PARK		1			1
MEMORIAL HEALTH SYSTEM		1			1
Brookdale Southside			1	100%	1
Florida Baptist Retirement Center		1			1
CVS AZ69POCT PEORIA		1			1
BROOKDALE FORT MYERS LAKES PARK			1	100%	1
Chestnut Ridge Nursing & Rehab		1			1
SOUTH TEXAS HEALTH SYSTEM ER - WARE ROAD			1	100%	1
PROMUS DIAGNOSTICS, LLC			1	100%	1
KEY WEST HMA PHYSICIAN MANAGEMENT, LLC			1	100%	1
LAS PALMAS MEDICAL CENTER			1	100%	1
CVS HEALTH, #5962		1			1
FLORIDA HOSPITAL LAB			1	100%	1
LAREDO EMERGENCY ROOM			1	100%	1
CAROLINAS HEALTHCARE SYSTEM LAB			1	100%	1
Acts Manor House		1			1
INTERNAL MEDICINE GROUP OF CENTRAL FLORIDA			1	100%	1
INNOVATIVE GENOMICS, LLC			1	100%	1
STONECREST MEDICAL CENTER		1			1
PALOMAR MEDICAL CENTER			1	100%	1
BL DIAGNOSTICS LLC			1	100%	1
Signature Healthcare of Georgetown		1			1
SUPREME LABORATORY			1	100%	1
DSI LABORATORIES-NAPLES-7TH			1	100%	1
LAKE SUCCESS EXTENDED CARE		1			1
SANTA ROSA PEDIATRICS			1	100%	1
CHAMBREL AT PINECASTLE			1	100%	1

COVID-19: testing by laboratory

Data through Jan 27, 2021 verified as of Jan 28, 2021 at 09:25 AM

Data in this report are provisional and subject to change.

The numbers in the table below represent the number of Florida and non-Florida residents for whom test results were received by the Department of Health. A person can be tested by more than one laboratory and can have both positive and negative results. **Therefore, the sum of the numbers in each column will be larger than the total number of people tested.**

Reporting lab	Inconclusive	Negative	Positive	Percent positive	Total
CHIEFLAND MEDICAL CENTER			1	100%	1
CVS IN6572POCT INDIANAPOLIS		1			1
MOUNT SINAI MEDICAL CENTER OF FLORIDA, INC			1	100%	1
IVAN, MAYA			1	100%	1
HENRICO DOCTOR'S LABORATORY			1	100%	1
Glen Oaks Health and REhabilitation		1			1
MT CARMEL PHARMACY INC		1			1
GOOD SAMARITAN SOCIETY - DE SMET		1			1
PORTSMOUTH REG. HOSPITAL			1	100%	1
CVS PA7611POCT ALLISON PARK		1			1
ISLANDS ASSISTED LIVING FACILITY,THE			1	100%	1
HELEN HAYES HOSPITAL LABORATORY		1			1
CVS TX1057POCT SAN ANTONIO		1			1
Garden Isle Healthcare and Rehabilitation Center		1			1
LAKE COMMUNITY ACTION AGENCY		1			1
RHODE ISLAND DEPARTMENT OF HEALTH LABORATORIES			1	100%	1
EXCEL URGENT CARE OF NJ			1	100%	1
MIAMI VASCULAR SURGERY			1	100%	1
CVS IL1170POCT JOLIET		1			1
FINLAY MEDICAL RESEARCH CORP			1	100%	1
ORMC-ARDEN/EOI			1	100%	1
CARDIOLOGY AND FITNESS MEDICINE		1			1
INLET CONCIERGE MEDICINE			1	100%	1
Kroger 350 - The Little Clinic New Cut Road		1			1
MINUTECLINIC OF NEVADA-2955 S FT APACH		1			1
CVS IL2297144CV CHICAGO		1			1
HERNANDO COUNTY HEALTH DEPT			1	100%	1
NEMOURS CHILDREN'S PRIMARY CARE, ST CLOUD			1	100%	1
SYNEXUS CLINICAL RESEARCH US INC		1			1
CVS OH5457POCT POWELL		1			1
ARCADIA DIALYSIS CENTER			1	100%	1
VAULT MEDICAL SERVICES			1	100%	1
COMMUNITY MEDICAL CENTER-ORANGE CITY		1			1
CVS CT718POCT ANSONIA		1			1
NATIONAL INSTITUTES OF HEALTH CLINICAL CENTER			1	100%	1
Kroger 57 - The Little Clinic Jay C Charlestown		1			1
POMPANO BEACH ARTIFICIAL KIDNEY CENTER			1	100%	1
ATHENS LIMESTONE HOSPITAL		1			1
Eddy Memorial Geriatric Center		1			1
PARKRIDGE MEDICAL CENTER			1	100%	1
MINUTE CLINIC DIAGNOSTIC OF VIRGINIA, LLC #6292		1			1
HALEYVILLE HEALTH CARE CENTER		1			1
TEVAPHARM			1	100%	1
SUNCOAST PRIMARY CARE LLC			1	100%	1
UCH LAB			1	100%	1
Walgreens #5914		1			1
ANDREWS INSTITUTE AMBULATORY SURGERY CENTER		1			1

COVID-19: testing by laboratory

Data through Jan 27, 2021 verified as of Jan 28, 2021 at 09:25 AM

Data in this report are provisional and subject to change.

The numbers in the table below represent the number of Florida and non-Florida residents for whom test results were received by the Department of Health. A person can be tested by more than one laboratory and can have both positive and negative results. **Therefore, the sum of the numbers in each column will be larger than the total number of people tested.**

Reporting lab	Inconclusive	Negative	Positive	Percent positive	Total
Broomall Manor		1			1
HARDEE COUNTY FIRE RESCUE		1			1
WALGREENS #15291		1			1
DUKE UNIVERSITY POINT OF CARE TESTING PROGRAM			1	100%	1
MERCYONE DES MOINES MEDICAL CENTER			1	100%	1
Harbert Hills Academy Nursing Home		1			1
PALM COAST DIALYSIS		1			1
SPECIALTY DRUG TESTING			1	100%	1
PALM BEACH COUNTY HEALTH DEPT.			1	100%	1
Oregon Veterans Home The Dalles		1			1
CAREWELL 203			1	100%	1
SANTA BARABARA ALF LLC (THE WINDSOR)			1	100%	1
SAINT BARNABAS MEDICAL CENTER		1			1
ORLANDO ORTHOPAEDIC CENTER			1	100%	1
PALM BEACH DIABETES AND ENDOCRINE SPECIALISTS, PA			1	100%	1
VIVEX/UMTB BIOMEDICAL			1	100%	1
Cortland Acres Association		1			1
MIL LAKE HEALTHCARE CENTER INC PEDIATRICS			1	100%	1
HEALTHCARE ASSOCIATES OF IRVING, LLP			1	100%	1
PEDRO L ORTEGA MD PA			1	100%	1
THE LITTLE CLINIC LLC			1	100%	1
CORPUS CHRISTI MEDICAL CENTER			1	100%	1
Kroger 127 - The Little Clinic Lakewood-Alameda		1			1
HELGEMO & LIOU PEDIATRICS			1	100%	1
BAYOU URGENT CARE			1	100%	1
CLINICAL TRIALS OF TAMPA LLC		1			1
Lynwood		1			1
GEORGE WASHINGTON UNIVERSITY HOSPITAL			1	100%	1
Kroger 682 - The Little Clinic New Holland Market			1	100%	1
CHILDREN'S MEMORIAL HOSPITAL			1	100%	1
Walgreens #5065		1			1
Strasburg Care Center		1			1
HEALTH EXPRESS		1			1
MINUTECLINIC # 21110			1	100%	1
NEW SMYRNA BEACH AMBULATORY CARE CTR			1	100%	1
Crowne Place Assisted Living		1			1
SOUTHERN WINDS			1	100%	1
QUEST INC			1	100%	1
NEW YORK PRESBYTERIAN HOSPITAL			1	100%	1
OPTUM MEDICAL CLINIC IN ROCKRIMMON			1	100%	1
FLORIDA HOME HEALTH			1	100%	1
HUNEYCUTT FAMILY PRACTICE			1	100%	1
MILFORD REGIONAL HOSPITAL			1	100%	1
CARE CENTERS OF NASSAU LLC MINER ROAD NORTH		1			1
COLLIER BLVD HMA PHYSICIANS MANAGEMENT LLC			1	100%	1
SUN CLINICAL LABORATORIES			1	100%	1
BEAUMONT HOSPITAL			1	100%	1

COVID-19: testing by laboratory

Data through Jan 27, 2021 verified as of Jan 28, 2021 at 09:25 AM

Data in this report are provisional and subject to change.

The numbers in the table below represent the number of Florida and non-Florida residents for whom test results were received by the Department of Health. A person can be tested by more than one laboratory and can have both positive and negative results. **Therefore, the sum of the numbers in each column will be larger than the total number of people tested.**

Reporting lab	Inconclusive	Negative	Positive	Percent positive	Total
PRIORITY CARE LLC			1	100%	1
Kroger 419 - The Little Clinic Farmington/Exeter		1			1
IRA FIALKO DO			1	100%	1
STEAMBOAT EMERGENCY CENTER			1	100%	1
Ramsey Village		1			1
ASCENSION ST VINCENT'S - WESTSIDE			1	100%	1
WINDSOR AT OCALA			1	100%	1
ORCHID TERRACE		1			1
VISTA LAKE ASSISTED LIVING			1	100%	1
DAUGHTERS OF SARAH NURSING CENTER		1			1
TRIPLE O MEDICAL SERVICES INC			1	100%	1
Kroger 390 - The Little Clinic North College Hill		1			1
Kroger 49 - The Little Clinic Wichita - 21st St.			1	100%	1
CARBON HEALTH			1	100%	1
ALLIED PEDIATRICS & FAMILY MEDICINE			1	100%	1
LITTLE FALLS HOSPITAL LABORATORY		1			1
DEACONESS URGENT CARE CENTER			1	100%	1
WEILL CORNELL MEDICAL ASSOCIATES - EAST SIDE		1			1
BARRINGTON TERRACE NAPLES			1	100%	1
JAX FAMILY CARE		1			1
METROPOLITAN			1	100%	1
MODERN URGENT CARE			1	100%	1
ELKHART GENERAL HOSPITAL			1	100%	1
ACCESS MEDICAL GROUP OF TAMPA INC			1	100%	1
DEPT OF VA MEDICAL CENTER - MIAMI			1	100%	1
COVENANT HEALTH		1			1
Waddell Nursing & Rehab Center		1			1
SHELBYVILLE HOSPITAL COMPANY		1			1
PORT ORANGE NURSING & REHAB			1	100%	1
MOUNT ST MARYS HOSPITAL OF NIAGARA FALLS			1	100%	1
BIOMAT ORLANDO		1			1
NASSAU COUNTY HEALTH DEPARTMENT		1			1
MEMORIALCARE LONG BEACH MEDICAL CENTER			1	100%	1
CVS NV5286POCT HENDERSON		1			1
NORTH FLORIDA CHILD DEVELOPMENT, INC			1	100%	1
Longwood Community Living Center		1			1
DIVERSE MEDICAL CARE LLC			1	100%	1
CARE STATION MEDICAL GROUP		1			1
BETHESDA DIALYSIS			1	100%	1
CURELOGICS WOUND CARE & HYPERBARIC CENTER		1			1
BELLMORE PEDIATRICS		1			1
CVS NJ2815POCT E BRUNSWICK		1			1
DESERT HOSPITAL/CPHU CLINICAL LABORATORY			1	100%	1
LAKEVIEW HEALTH CARE SYSTEM LLC			1	100%	1
HABANA HEALTH CARE CENTER			1	100%	1
WEST COCOA PHARMACY			1	100%	1
MOUNT SINAI MEDICAL CENTER AVENTURA ER			1	100%	1

COVID-19: testing by laboratory

Data through Jan 27, 2021 verified as of Jan 28, 2021 at 09:25 AM

Data in this report are provisional and subject to change.

The numbers in the table below represent the number of Florida and non-Florida residents for whom test results were received by the Department of Health. A person can be tested by more than one laboratory and can have both positive and negative results. **Therefore, the sum of the numbers in each column will be larger than the total number of people tested.**

Reporting lab	Inconclusive	Negative	Positive	Percent positive	Total
CHILTON MEDICAL CENTER		1			1
NORTH FLORIDA FAMILY MEDICINE			1	100%	1
SACRED HEART HEALTH SYSTEM- MIDWIFE PROGRAM			1	100%	1
ESOTERIC LAB			1	100%	1
NEVADA DEPARTMENT OF HEALTH AND HUMAN SERVICES			1	100%	1
THOMAS HOSPITAL			1	100%	1
FAMILY MEDICAL CENTRE			1	100%	1
GEORGETOWN URGENT CARE			1	100%	1
SOUTHWEST FLORIDA DIVISION LAB			1	100%	1
COMMONWEALTH OF VIRGINIA DIVISION OF CONSOLIDATED LABORATORY SERVICES			1	100%	1
BOND COUNTY HEALTH DEPARTMENT			1	100%	1
CARESPOT EXPRESS HEALTHCARE BOYNTON BEACH			1	100%	1
SUNCOAST COMMUNITY HEALTH CENTERS INC		1			1
Shoreline Care Center			1	100%	1
DOCTORS CARE – GREER		1			1
DW MCMILLAN MEMORIAL HOSPITAL LABORATORY			1	100%	1
AURORA HEALTH CARE METRO INC			1	100%	1
RIVERSIDE REGIONAL MED CENTER			1	100%	1
MISSOURI DEPT. OF HEALTH			1	100%	1
PROGRESS PHARMACY INC			1	100%	1
MOSAIC MEDICAL CENTER MARYVILLE			1	100%	1
Kroger 523 - The Little Clinic Dickson			1	100%	1
BRANDON OUTREACH CLINIC			1	100%	1
SMITH NORTHVIEW HOSPITAL LAB			1	100%	1
AFFILIATED LABORATORIES INC			1	100%	1
NATION'S BEST CARE HOME HEALTH			1	100%	1
UT HEALTH RIO GRANDE VALLEY PRIMARY CARE AT			1	100%	1
HARBORCHASE OF VILLAGES CROSSING			1	100%	1
CHI ST VINCENT LITTLE ROCK DIAGNOSTIC CLINIC			1	100%	1
UNIVERSITY OF NORTH CAROLINA HOSPITALS			1	100%	1
Total	77,123	14,465,108	2,159,694	13%	16,701,925