

COVID-19: summary of cases and monitoring

Data through Jan 28, 2021 verified as of Jan 29, 2021 at 09:25 AM

Data in this report are provisional and subject to change.

Cases: people with positive PCR or antigen test result

Total cases	1,698,570
--------------------	------------------

Florida residents	1,667,442
-------------------	------------------

Non-Florida residents	31,128
-----------------------	---------------

Type of testing

Florida residents	1,667,442
-------------------	------------------

Positive by BPHL/CDC	59,590
----------------------	---------------

Positive by commercial/hospital lab	1,607,852
-------------------------------------	------------------

PCR positive	1,378,524
--------------	------------------

Antigen positive	288,918
------------------	----------------

Non-Florida residents	31,128
-----------------------	---------------

Positive by BPHL/CDC	801
----------------------	------------

Positive by commercial/hospital lab	30,327
-------------------------------------	---------------

PCR positive	22,129
--------------	---------------

Antigen positive	8,999
------------------	--------------

Characteristics

Florida residents hospitalized	71,864
--------------------------------	---------------

Florida resident deaths	26,254
-------------------------	---------------

Non-Florida resident deaths	431
-----------------------------	------------

Hospitalized counts include anyone who was hospitalized at some point during their illness. It does not reflect the number of people currently hospitalized.

More information on deaths identified through death certificate data is available on the National Center for Health Statistics website at www.cdc.gov/nchs/nvss/vsrr/COVID19/index.htm.

Cases: people with positive PCR or antigen test result

Risk factors for Florida residents

Traveled	13,722
----------	---------------

Contact with a known case	626,048
---------------------------	----------------

Traveled and contact with a known case	18,682
--	---------------

Neither	1,008,990
---------	------------------

No travel and no contact	190,878
--------------------------	----------------

Travel is unknown	600,622
-------------------	----------------

Contact is unknown	364,888
--------------------	----------------

Contact is pending	395,956
--------------------	----------------

Travel can be unknown and contact can be unknown or pending for the same case, these numbers will sum to more than the "neither" total.

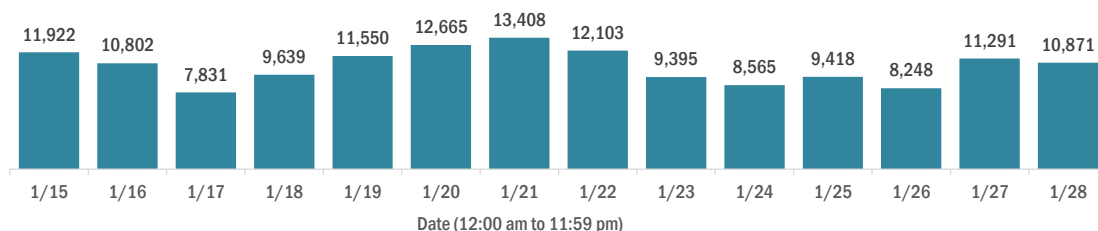
COVID-19: summary of laboratory testing

Data through Jan 28, 2021 verified as of Jan 29, 2021 at 09:25 AM

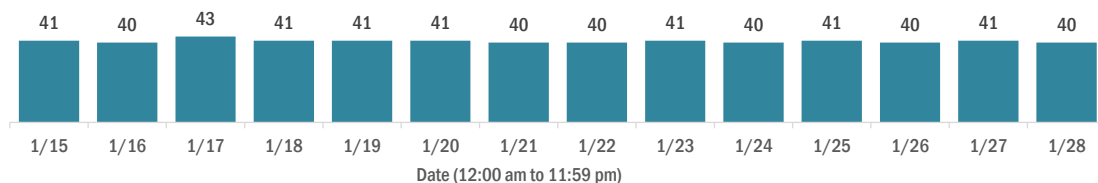
Data in this report are provisional and subject to change.

Cases in Florida residents per day for the past 2 weeks

Number of cases per day



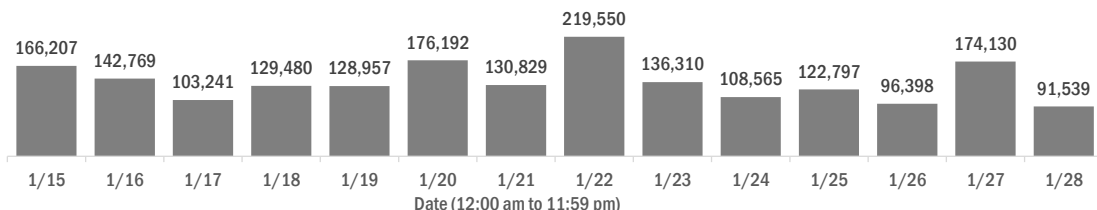
Median age of cases by day



Laboratory testing for Florida residents over the past 2 weeks

Number of Florida residents tested per day

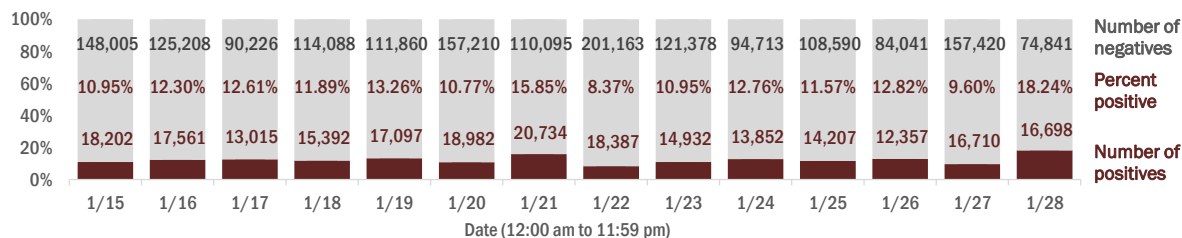
These counts include the number of people for whom the Department received PCR or antigen laboratory results by day. People tested on multiple days will be included for each day a new result was received. A person is only counted once for each day they are tested, regardless of whether multiple specimens are tested or multiple results are received.



Number and percent of Florida residents with positive test results

The percent of positive results ranged from 8.37% to 18.24% over the past 2 weeks and was 18.24% yesterday.

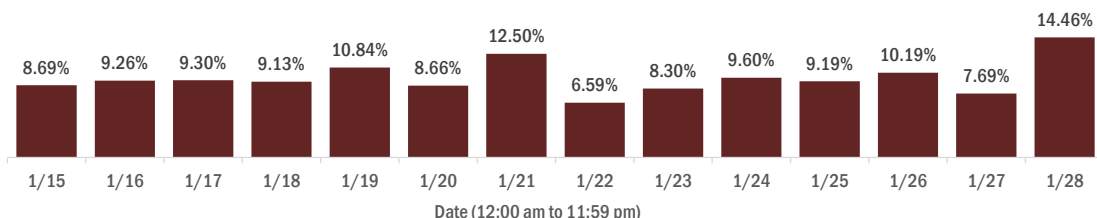
These counts include the number of people for whom the Department received PCR or antigen laboratory results by day. People tested on multiple days will be included for each day a new result was received. A person is only counted once for each day they are tested, regardless of whether multiple specimens are tested or multiple results are received. If a person has a positive specimen and a negative specimen in the same day, only the positive result is counted.



Percent positivity for new cases in Florida residents

The percent of positive results ranged from 6.59% to 14.46% over the past 2 weeks and was 14.46% yesterday.

This percent is the number of people who test PCR- or antigen-positive for the first time divided by all the people tested that day, excluding people who have previously tested positive.



COVID-19: characteristics of 1,667,442 Florida resident cases

Data through Jan 28, 2021 verified as of Jan 29, 2021 at 09:25 AM

Data in this report are provisional and subject to change.

Age group	Cases		Hospitalizations		Deaths	
0-4 years	31,738	2%	469	1%	0	0%
5-14 years	96,410	6%	437	1%	5	0%
15-24 years	256,438	15%	1,785	2%	39	0%
25-34 years	293,014	18%	3,585	5%	139	1%
35-44 years	258,751	16%	5,392	8%	394	2%
45-54 years	254,926	15%	8,279	12%	990	4%
55-64 years	219,533	13%	12,173	17%	2,830	11%
65-74 years	139,744	8%	14,886	21%	5,584	21%
75-84 years	78,059	5%	14,757	21%	7,925	30%
85+ years	37,605	2%	10,096	14%	8,348	32%
Unknown	1,224	0%	5	0%	0	0%
Total	1,667,442		71,864		26,254	

Gender	Cases	
Female	870,828	52%
Male	784,159	47%
Unknown	12,455	1%
Total	1,667,442	

Ethnicity	Cases		Hospitalizations		Deaths	
Hispanic	525,078	31%	18,559	26%	6,156	23%
Non-Hispanic	782,589	47%	49,553	69%	18,223	69%
Unknown	359,775	22%	3,752	5%	1,875	7%
Total	1,667,442		71,864		26,254	

Race and ethnicity	Cases		Hospitalizations		Deaths	
White	914,644	55%	46,459	65%	19,002	72%
Hispanic	349,128	21%	13,103	18%	4,857	19%
Non-Hispanic	495,172	30%	31,828	44%	13,227	50%
Unknown	70,344	4%	1,528	2%	918	3%
Black	218,457	13%	15,023	21%	4,270	16%
Hispanic	12,507	1%	622	1%	167	1%
Non-Hispanic	186,764	11%	14,062	20%	3,941	15%
Unknown	19,186	1%	339	0%	162	1%
Other race	242,640	15%	8,169	11%	2,105	8%
Hispanic	122,742	7%	4,366	6%	968	4%
Non-Hispanic	82,504	5%	3,419	5%	951	4%
Unknown	37,394	2%	384	1%	186	1%
Unknown race	291,701	17%	2,213	3%	877	3%
Hispanic	40,701	2%	468	1%	164	1%
Non-Hispanic	18,149	1%	244	0%	104	0%
Unknown	232,851	14%	1,501	2%	609	2%
Total	1,667,442		71,864		26,254	

Hospitalization counts include anyone who was hospitalized at some point during their illness. It does not reflect the number of people currently hospitalized. **Other race** includes any person with a race of American Indian/Alaskan native, Asian, native Hawaiian/Pacific Islander, or other.

COVID-19: deaths in Florida residents and staff of long-term care facilities

Data through Jan 28, 2021 verified as of Jan 29, 2021 at 09:25 AM

Data in this report are provisional and subject to change.

For current cases in residents or staff of long-term care facilities, please visit: <https://floridahealthcovid19.gov/>

County	Deaths		County	Deaths		County	Deaths	
Dade	942	10%	Martin	138	1%	Gilchrist	17	0%
Palm Beach	918	10%	Hernando	129	1%	Calhoun	14	0%
Pinellas	786	8%	Osceola	121	1%	Gadsden	13	0%
Broward	559	6%	Charlotte	111	1%	Washington	13	0%
Hillsborough	484	5%	Indian River	102	1%	Gulf	12	0%
Polk	387	4%	Clay	95	1%	Wakulla	12	0%
Brevard	333	4%	Jackson	82	1%	Baker	10	0%
Sarasota	331	4%	Leon	76	1%	Bradford	10	0%
Orange	317	3%	Bay	74	1%	Jefferson	10	0%
Duval	315	3%	St. Johns	74	1%	Holmes	9	0%
Lee	315	3%	Highlands	69	1%	Lafayette	8	0%
Volusia	236	3%	Santa Rosa	65	1%	Desoto	6	0%
Escambia	224	2%	Suwannee	56	1%	Flagler	5	0%
St. Lucie	217	2%	Alachua	52	1%	Franklin	5	0%
Marion	209	2%	Columbia	48	1%	Levy	4	0%
Seminole	204	2%	Sumter	38	0%	Monroe	3	0%
Pasco	189	2%	Nassau	32	0%	Taylor	3	0%
Collier	169	2%	Putnam	24	0%	Hardee	2	0%
Manatee	168	2%	Walton	24	0%	Dixie	1	0%
Lake	158	2%	Hendry	20	0%	Liberty	1	0%
Citrus	157	2%	Okeechobee	20	0%			
Okaloosa	142	2%	Madison	19	0%	Total	9,387	

Note: cases are summarized by the county of usual residence. Residents and staff may be cases associated with facilities that are not in their county of usual residence, resulting in cases being included below for counties that do not have facilities with known cases.

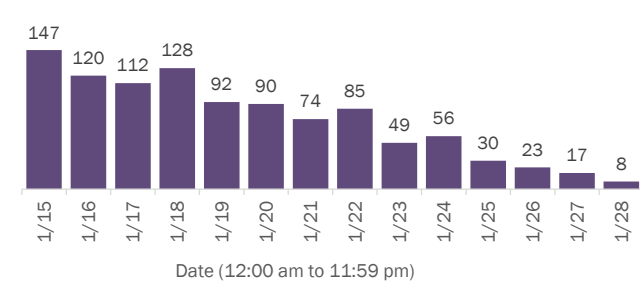
COVID-19: cases in Florida residents who have died

Data through Jan 28, 2021 verified as of Jan 29, 2021 at 09:25 AM

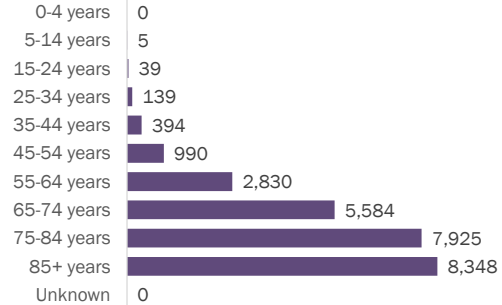
Data in this report are provisional and subject to change.

Demographics for all identified COVID-19 deaths: 26,254

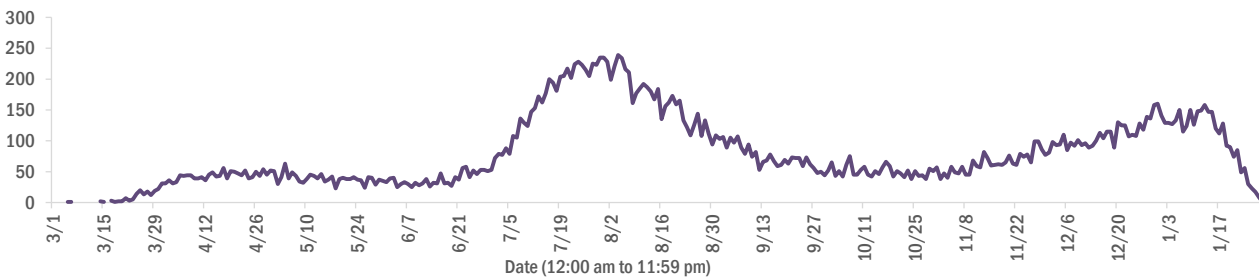
Deaths by date of death for the past 2 weeks



Deaths by age group



Deaths by date of death since March 2020



Age group	Deaths	Cases	Case fatality rate	Mortality rate per 100,000 population
0-4 years	0	31,738	0.0%	0.0
5-14 years	5	96,410	0.0%	0.2
15-24 years	39	256,438	0.0%	1.6
25-34 years	139	293,014	0.0%	4.9
35-44 years	394	258,751	0.2%	15.1
45-54 years	990	254,926	0.4%	35.5
55-64 years	2,830	219,533	1.3%	97.8
65-74 years	5,584	139,744	4.0%	230.1
75-84 years	7,925	78,059	10.2%	564.4
85+ years	8,348	37,605	22.2%	1445.5
Unknown	0	1,224	0.0%	
Total	26,254	1,667,442	1.6%	121.5

Race	Deaths	Cases	Case fatality rate	Mortality rate per 100,000 population
White	19,002	914,644	2.1%	113.8
Other	2,105	242,640	0.9%	169.2
Black	4,270	218,457	2.0%	116.7
Unknown	877	291,701	0.3%	
Total	26,254	1,667,442	1.6%	121.5

Gender	Deaths	Cases	Case fatality rate	Mortality rate per 100,000 population
Female	11,543	870,828	1.3%	104.5
Male	14,711	784,159	1.9%	139.3
Unknown	0	12,455	0.0%	
Total	26,254	1,667,442	1.6%	121.5

Ethnicity	Deaths	Cases	Case fatality rate	Mortality rate per 100,000 population
Hispanic	6,156	525,078	1.2%	108.4
Non-Hispanic	18,223	782,589	2.3%	114.5
Unknown	1,875	359,775	0.5%	
Total	26,254	1,667,442	1.6%	121.5

COVID-19: characteristics of 1,667,442 cases

Data through Jan 28, 2021 verified as of Jan 29, 2021 at 09:25 AM

Data in this report are provisional and subject to change.

Tables below include cases in Florida residents and non-Florida residents.

All 67 Florida counties have cases:

County	FL resident cases		Non-FL resident cases	Total cases	FL resident deaths	FL death rate
Dade	363,647	<div><div></div></div> 22%	4,490	368,137	4,817	1.3%
Broward	168,676	<div><div></div></div> 10%	2,033	170,709	2,071	1.2%
Palm Beach	103,785	<div><div></div></div> 6%	1,755	105,540	2,166	2.1%
Orange	100,664	<div><div></div></div> 6%	1,291	101,955	937	0.9%
Hillsborough	98,580	<div><div></div></div> 6%	841	99,421	1,293	1.3%
Duval	79,261	<div><div></div></div> 5%	1,319	80,580	898	1.1%
Pinellas	57,154	<div><div></div></div> 3%	1,437	58,591	1,290	2.3%
Lee	50,410	<div><div></div></div> 3%	1,663	52,073	785	1.6%
Polk	49,352	<div><div></div></div> 3%	340	49,692	964	2.0%
Osceola	32,639	<div><div></div></div> 2%	535	33,174	370	1.1%
Escambia	27,222	<div><div></div></div> 2%	3,159	30,381	518	1.9%
Volusia	29,859	<div><div></div></div> 2%	461	30,320	534	1.8%
Pasco	28,912	<div><div></div></div> 2%	259	29,171	540	1.9%
Brevard	28,329	<div><div></div></div> 2%	463	28,792	639	2.3%
Manatee	27,642	<div><div></div></div> 2%	518	28,160	495	1.8%
Collier	26,625	<div><div></div></div> 2%	918	27,543	403	1.5%
Leon	25,360	<div><div></div></div> 2%	807	26,167	228	0.9%
Sarasota	23,283	<div><div></div></div> 1%	1,070	24,353	628	2.7%
Marion	24,077	<div><div></div></div> 1%	101	24,178	574	2.4%
Seminole	23,685	<div><div></div></div> 1%	176	23,861	372	1.6%
Lake	21,217	<div><div></div></div> 1%	294	21,511	424	2.0%
Alachua	20,124	<div><div></div></div> 1%	237	20,361	165	0.8%
St. Lucie	19,140	<div><div></div></div> 1%	126	19,266	483	2.5%
St. Johns	17,830	<div><div></div></div> 1%	255	18,085	161	0.9%
Okaloosa	16,333	<div><div></div></div> 1%	182	16,515	284	1.7%
Bay	15,590	<div><div></div></div> 1%	641	16,231	285	1.8%
Santa Rosa	15,060	<div><div></div></div> 1%	189	15,249	209	1.4%
Clay	15,134	<div><div></div></div> 1%	36	15,170	243	1.6%
Hernando	9,741	<div><div></div></div> 1%	79	9,820	338	3.5%
Indian River	9,572	<div><div></div></div> 1%	81	9,653	226	2.4%
Charlotte	9,473	<div><div></div></div> 1%	141	9,614	291	3.1%
Martin	9,367	<div><div></div></div> 1%	169	9,536	236	2.5%
Citrus	8,491	<div><div></div></div> 1%	59	8,550	345	4.1%
Columbia	7,162	<div><div></div></div> 0%	32	7,194	145	2.0%
Sumter	6,923	<div><div></div></div> 0%	74	6,997	186	2.7%

County	FL resident cases		Non-FL resident cases	Total cases	FL resident deaths	FL death rate
Nassau	6,486	<div><div></div></div> 0%	395	6,881	91	1.4%
Highlands	6,332	<div><div></div></div> 0%	66	6,398	259	4.1%
Walton	5,629	<div><div></div></div> 0%	605	6,234	67	1.2%
Jackson	5,556	<div><div></div></div> 0%	63	5,619	133	2.4%
Putnam	5,381	<div><div></div></div> 0%	15	5,396	98	1.8%
Monroe	5,018	<div><div></div></div> 0%	270	5,288	40	0.8%
Flagler	5,138	<div><div></div></div> 0%	65	5,203	70	1.4%
Gadsden	5,032	<div><div></div></div> 0%	15	5,047	69	1.4%
Suwannee	4,789	<div><div></div></div> 0%	26	4,815	115	2.4%
Hendry	3,997	<div><div></div></div> 0%	18	4,015	55	1.4%
Desoto	3,333	<div><div></div></div> 0%	17	3,350	66	2.0%
Unknown	254	<div><div></div></div> 0%	3,070	3,324	0	0.0%
Okeechobee	3,173	<div><div></div></div> 0%	35	3,208	62	2.0%
Baker	2,987	<div><div></div></div> 0%	14	3,001	48	1.6%
Wakulla	2,919	<div><div></div></div> 0%	9	2,928	41	1.4%
Bradford	2,627	<div><div></div></div> 0%	10	2,637	38	1.4%
Hardee	2,543	<div><div></div></div> 0%	12	2,555	23	0.9%
Levy	2,518	<div><div></div></div> 0%	9	2,527	23	0.9%
Taylor	2,452	<div><div></div></div> 0%	6	2,458	34	1.4%
Washington	2,419	<div><div></div></div> 0%	21	2,440	32	1.3%
Holmes	2,026	<div><div></div></div> 0%	31	2,057	34	1.7%
Madison	1,795	<div><div></div></div> 0%	26	1,821	37	2.1%
Gulf	1,658	<div><div></div></div> 0%	20	1,678	32	1.9%
Union	1,656	<div><div></div></div> 0%	1	1,657	70	4.2%
Calhoun	1,523	<div><div></div></div> 0%	2	1,525	36	2.4%
Lafayette	1,523	<div><div></div></div> 0%	0	1,523	23	1.5%
Hamilton	1,476	<div><div></div></div> 0%	16	1,492	16	1.1%
Dixie	1,382	<div><div></div></div> 0%	3	1,385	13	0.9%
Jefferson	1,255	<div><div></div></div> 0%	22	1,277	21	1.7%
Franklin	1,189	<div><div></div></div> 0%	29	1,218	10	0.8%
Gilchrist	1,206	<div><div></div></div> 0%	3	1,209	28	2.3%
Liberty	990	<div><div></div></div> 0%	1	991	14	1.4%
Glades	861	<div><div></div></div> 0%	2	863	13	1.5%
Total	1,667,442		31,128	1,698,570	26,254	1.6%

COVID-19: characteristics of 1,667,442 Florida resident cases

Data through Jan 28, 2021 verified as of Jan 29, 2021 at 09:25 AM

Data in this report are provisional and subject to change.

The table below includes the cities and counties of residence for cases in Florida residents based on the patient's ZIP Code. Note that city is not always received as part of the initial notification and may be missing while the case is being investigated.

City and county	Cases
Miami, Dade	211,161
Orlando, Orange	74,860
Jacksonville, Duval	74,436
Tampa, Hillsborough	57,946
Hialeah, Dade	51,493
Fort Lauderdale, Broward	36,771
Hollywood, Broward	32,493
West Palm Beach, Palm Beach	25,500
Kissimmee, Osceola	25,314
Tallahassee, Leon	24,424
Pensacola, Escambia	22,524
Naples, Collier	22,371
Homestead, Dade	21,713
Saint Petersburg, Pinellas	21,244
Fort Myers, Lee	20,109
Bradenton, Manatee	18,164
Ocala, Marion	17,928
Boca Raton, Palm Beach	17,577
Lakeland, Polk	17,354
Pompano Beach, Broward	16,660
Gainesville, Alachua	16,045
Sarasota, Sarasota	14,351
Lake Worth, Palm Beach	12,693
Port Saint Lucie, St. Lucie	12,608
Cape Coral, Lee	12,581
Clearwater, Pinellas	11,276
Miami Beach, Dade	11,064
Miramar, Broward	10,991
Boynton Beach, Palm Beach	10,037
Panama City, Bay	9,897
Doral, Dade	9,704
Saint Augustine, St. Johns	9,644
Coral Springs, Broward	9,475
Miami Gardens, Dade	9,410
Melbourne, Brevard	8,461
Winter Haven, Polk	8,216
Lehigh Acres, Lee	7,951
Delray Beach, Palm Beach	7,859
Riverview, Hillsborough	7,493
Milton, Santa Rosa	7,368
Vero Beach, Indian River	7,354
Davie, Broward	7,253
New Port Richey, Pasco	6,696
Lake City, Columbia	6,579
Sunrise, Broward	6,578
Fort Pierce, St. Lucie	6,437
Palm Bay, Brevard	6,382
Saint Cloud, Osceola	6,355
Largo, Pinellas	6,281
Daytona Beach, Volusia	6,271
Coral Gables, Dade	6,265
Orange Park, Clay	6,247
Apopka, Orange	6,013
Spring Hill, Hernando	5,841
Plantation, Broward	5,706
Clermont, Lake	5,674
Brandon, Hillsborough	5,668
North Miami Beach, Dade	5,595

COVID-19: characteristics of 1,667,442 Florida resident cases

Data through Jan 28, 2021 verified as of Jan 29, 2021 at 09:25 AM

Data in this report are provisional and subject to change.

The table below includes the cities and counties of residence for cases in Florida residents based on the patient's ZIP Code. Note that city is not always received as part of the initial notification and may be missing while the case is being investigated.

City and county	Cases
Davenport, Polk	5,440
Plant City, Hillsborough	5,341
Weston, Broward	5,311
Sanford, Seminole	5,215
Jupiter, Palm Beach	5,145
Deltona, Volusia	5,106
Winter Garden, Orange	4,923
Deerfield Beach, Broward	4,892
Port Charlotte, Charlotte	4,694
Fort Walton Beach, Okaloosa	4,625
Tamarac, Broward	4,494
Stuart, Martin	4,457
Palm Coast, Flagler	4,347
Crestview, Okaloosa	4,284
Wesley Chapel, Pasco	4,196
Land O Lakes, Pasco	4,186
Miami Lakes, Dade	4,096
Deland, Volusia	4,073
Palm Beach Gardens, Palm Beach	4,071
Coconut Creek, Broward	4,038
Palmetto, Manatee	4,020
Winter Park, Orange	3,999
Palm Harbor, Pinellas	3,927
Margate, Broward	3,920
Oviedo, Seminole	3,839
Wellington, Palm Beach	3,811
Live Oak, Suwannee	3,771
Opa Locka, Dade	3,729
Middleburg, Clay	3,647
Altamonte Springs, Seminole	3,640
Venice, Sarasota	3,547
Lutz, Hillsborough	3,518
Port Orange, Volusia	3,502
North Port, Sarasota	3,484
Haines City, Polk	3,479
Punta Gorda, Charlotte	3,417
Sebring, Highlands	3,400
Brooksville, Hernando	3,397
Ocoee, Orange	3,395
Leesburg, Lake	3,394
Hallandale, Broward	3,358
Valrico, Hillsborough	3,338
Saint Johns, St. Johns	3,254
Arcadia, Desoto	3,241
The Villages, Sumter	3,234
Okeechobee, Okeechobee	3,162
Pembroke Pines, Broward	3,148
Bonita Springs, Lee	3,148
Ormond Beach, Volusia	3,105
Seminole, Pinellas	3,084
Immokalee, Collier	3,073
Navarre, Santa Rosa	3,055
Zephyrhills, Pasco	3,023
Windermere, Orange	2,909
Longwood, Seminole	2,897
Gulf Breeze, Santa Rosa	2,834
Pinellas Park, Pinellas	2,824
North Lauderdale, Broward	2,762
Cantonment, Escambia	2,762

COVID-19: characteristics of 1,667,442 Florida resident cases

Data through Jan 28, 2021 verified as of Jan 29, 2021 at 09:25 AM

Data in this report are provisional and subject to change.

The table below includes the cities and counties of residence for cases in Florida residents based on the patient's ZIP Code. Note that city is not always received as part of the initial notification and may be missing while the case is being investigated.

City and county	Cases
Ruskin, Hillsborough	2,750
Cutler Ridge, Dade	2,749
Niceville, Okaloosa	2,706
North Miami, Dade	2,701
Quincy, Gadsden	2,660
Jacksonville Beach, Duval	2,649
Key West, Monroe	2,634
Crawfordville, Wakulla	2,626
Cocoa, Brevard	2,608
Lake Worth Beach, Palm Beach	2,584
Panama City Beach, Bay	2,551
Palatka, Putnam	2,515
Casselberry, Seminole	2,460
Hudson, Pasco	2,427
Bartow, Polk	2,424
Dade City, Pasco	2,405
Green Cove Springs, Clay	2,372
Fernandina Beach, Nassau	2,344
North Fort Myers, Lee	2,335
Perry, Taylor	2,312
Port Richey, Pasco	2,307
Oakland Park, Broward	2,257
Ponte Vedra Beach, St. Johns	2,251
Marianna, Jackson	2,225
Lake Mary, Seminole	2,221
Auburndale, Polk	2,189
Kissimmee, Polk	2,167
Winter Springs, Seminole	2,159
Aventura, Dade	2,117
Clewiston, Hendry	2,112
New Smyrna Beach, Volusia	2,100
Titusville, Brevard	2,092
Lynn Haven, Bay	2,082
Tarpon Springs, Pinellas	2,069
Lake Wales, Polk	2,054
Inverness, Citrus	2,029
Merritt Island, Brevard	2,016
Fleming Island, Clay	1,965
Royal Palm Beach, Palm Beach	1,938
Eustis, Lake	1,937
Belle Glade, Palm Beach	1,932
Santa Rosa Beach, Walton	1,906
Chipley, Washington	1,889
Defuniak Springs, Walton	1,875
Wimauma, Hillsborough	1,872
Estero, Lee	1,871
Parkland, Broward	1,837
Cooper City, Broward	1,824
Dunedin, Pinellas	1,821
Loxahatchee, Palm Beach	1,811
Labelle, Hendry	1,769
Starke, Bradford	1,762
Holiday, Pasco	1,750
Key Biscayne, Dade	1,733
Sarasota, Manatee	1,710
Destin, Okaloosa	1,697
Mount Dora, Lake	1,673
Rockledge, Brevard	1,667
Avon Park, Highlands	1,650

COVID-19: characteristics of 1,667,442 Florida resident cases

Data through Jan 28, 2021 verified as of Jan 29, 2021 at 09:25 AM

Data in this report are provisional and subject to change.

The table below includes the cities and counties of residence for cases in Florida residents based on the patient's ZIP Code. Note that city is not always received as part of the initial notification and may be missing while the case is being investigated.

City and county	Cases
Odessa, Hillsborough	1,643
Parrish, Manatee	1,639
Mulberry, Polk	1,639
Palm City, Martin	1,617
Tavares, Lake	1,562
Seffner, Hillsborough	1,544
Summerfield, Marion	1,516
Yulee, Nassau	1,514
Riviera Beach, Palm Beach	1,512
Mayo, Lafayette	1,500
Wauchula, Hardee	1,486
Coconut Grove, Dade	1,478
Bonifay, Holmes	1,463
Crossings, Dade	1,452
Macclenny, Baker	1,435
Groveland, Lake	1,433
Carol City, Dade	1,427
Missing, Dade	1,398
Maitland, Orange	1,389
Pinecrest, Dade	1,387
Callahan, Nassau	1,368
Orange City, Volusia	1,368
Ponte Vedra, St. Johns	1,331
Sebastian, Indian River	1,327
Lithia, Hillsborough	1,325
Crystal River, Citrus	1,316
Lake Butler, Union	1,275
Lady Lake, Lake	1,253
Homosassa, Citrus	1,251
Biscayne Park, Dade	1,223
Pace, Santa Rosa	1,211
Dania, Broward	1,204
Madison, Madison	1,202
Atlantic Beach, Duval	1,198
Palmetto Bay, Dade	1,188
Indiantown, Martin	1,181
Florida City, Dade	1,180
Sun City Center, Hillsborough	1,179
Lake Placid, Highlands	1,177
Gibsonton, Hillsborough	1,171
Graceville, Jackson	1,161
Monticello, Jefferson	1,155
Dover, Hillsborough	1,126
Oldsmar, Pinellas	1,120
Century, Escambia	1,117
Alachua, Alachua	1,114
Hobe Sound, Martin	1,113
Apollo Beach, Hillsborough	1,099
Palm Springs, Palm Beach	1,076
Dunnellon, Marion	1,061
Edgewater, Volusia	1,057
Bellevue, Marion	1,031
Debarry, Volusia	1,016
Newberry, Alachua	1,006
El Portal, Dade	1,005
North Palm Beach, Palm Beach	999
Havana, Gadsden	992
Lantana, Palm Beach	992
Lecanto, Citrus	985

COVID-19: characteristics of 1,667,442 Florida resident cases

Data through Jan 28, 2021 verified as of Jan 29, 2021 at 09:25 AM

Data in this report are provisional and subject to change.

The table below includes the cities and counties of residence for cases in Florida residents based on the patient's ZIP Code. Note that city is not always received as part of the initial notification and may be missing while the case is being investigated.

City and county	Cases
Jasper, Hamilton	979
Hilliard, Nassau	978
South Miami, Dade	972
Blountstown, Calhoun	969
Williston, Levy	937
Jensen Beach, Martin	897
Freeport, Walton	894
Sanderson, Baker	890
Everglades National Park, Dade	887
Beverly Hills, Citrus	882
Safety Harbor, Pinellas	879
Ellenton, Manatee	872
Satellite Beach, Brevard	869
Keystone Heights, Clay	858
Wewahitchka, Gulf	857
Trenton, Gilchrist	854
Wildwood, Sumter	832
Lauderhill, Broward	820
Coleman, Sumter	815
Fellsmere, Indian River	813
Nokomis, Sarasota	812
Moore Haven, Glades	809
Mary Esther, Okaloosa	805
Englewood, Charlotte	797
Frostproof, Polk	796
Hernando, Citrus	793
Wilton Manors, Broward	786
Fisher Island, Dade	782
Port Saint Joe, Gulf	774
Bristol, Liberty	771
Dunnellon, Citrus	770
Bushnell, Sumter	766
Cross City, Dixie	763
Polk City, Polk	755
Key Largo, Monroe	754
Medley, Dade	745
Shalimar, Okaloosa	728
South Bay, Palm Beach	705
Pahokee, Palm Beach	705
Uleta, Dade	704
Olympia Heights, Dade	703
Lauderdale Lakes, Broward	696
Marco Island, Collier	686
Chattahoochee, Gadsden	680
Coral, Dade	679
Glen Saint Mary, Baker	659
Englewood, Sarasota	649
Fort Meade, Polk	649
Cocoa Beach, Brevard	646
High Springs, Alachua	646
Crescent City, Putnam	637
Lawtey, Bradford	630
Interlachen, Putnam	626
Chiefland, Levy	623
Indialantic, Brevard	619
Minneola, Lake	609
Sorrento, Lake	605
Spring Hill, Pasco	605
Thonotosassa, Hillsborough	603

COVID-19: characteristics of 1,667,442 Florida resident cases

Data through Jan 28, 2021 verified as of Jan 29, 2021 at 09:25 AM

Data in this report are provisional and subject to change.

The table below includes the cities and counties of residence for cases in Florida residents based on the patient's ZIP Code. Note that city is not always received as part of the initial notification and may be missing while the case is being investigated.

City and county	Cases
Miramar Beach, Walton	602
Bowling Green, Hardee	602
Trinity, Pasco	590
Marathon, Monroe	590
Jacksonville, St. Johns	579
Fruitland Park, Lake	578
Neptune Beach, Duval	572
Old Town, Dixie	569
Southwest Ranches, Broward	568
Lake Alfred, Polk	556
Fort Myers Beach, Lee	548
Fort White, Columbia	532
West Melbourne, Brevard	524
Carrabelle, Franklin	515
Sneads, Jackson	514
Umatilla, Lake	509
Bronson, Levy	505
Belle Isle, Orange	504
Baker, Okaloosa	502
Clearwater Beach, Pinellas	481
Jay, Santa Rosa	473
Sweetwater, Dade	464
South Daytona, Volusia	462
Palm Beach, Palm Beach	455
Gulfport, Pinellas	449
Weeki Wachee, Hernando	448
Cottdale, Jackson	446
Silver Springs, Marion	442
Hawthorne, Alachua	439
Mascotte, Lake	437
Midway, Gadsden	424
Oakland, Orange	421
Florida State University, Leon	417
Molino, Escambia	417
East Palatka, Putnam	417
Citra, Marion	409
Bunnell, Flagler	409
Rotunda West, Charlotte	408
Zolfo Springs, Hardee	406
Oxford, Sumter	399
Altha, Calhoun	396
Centerville, Leon	391
Surfside, Dade	385
Melbourne Beach, Brevard	383
Myakka City, Manatee	380
Apalachicola, Franklin	375
Youngstown, Bay	375
Ocklawaha, Marion	364
Branford, Suwannee	362
Tavernier, Monroe	361
Flagler Beach, Flagler	359
Celebration, Osceola	357
Cape Canaveral, Brevard	357
Alva, Lee	353
Raiford, Union	351
Mims, Brevard	343
Indian Harbour Beach, Brevard	342
Archer, Alachua	340
Hastings, St. Johns	337

COVID-19: characteristics of 1,667,442 Florida resident cases

Data through Jan 28, 2021 verified as of Jan 29, 2021 at 09:25 AM

Data in this report are provisional and subject to change.

The table below includes the cities and counties of residence for cases in Florida residents based on the patient's ZIP Code. Note that city is not always received as part of the initial notification and may be missing while the case is being investigated.

City and county	Cases
Bal Harbour, Dade	327
Dundee, Polk	326
Haverhill, Palm Beach	325
Bell, Gilchrist	322
Osprey, Sarasota	321
De Leon Springs, Volusia	319
Grand Ridge, Jackson	315
Pierson, Volusia	309
Eagle Lake, Polk	306
Webster, Sumter	304
Malone, Jackson	304
Greenville, Madison	301
West Miami, Dade	295
Jennings, Hamilton	293
Floral City, Citrus	292
Lake Park, Palm Beach	292
Holly Hill, Volusia	291
Ave Maria, Collier	286
Vernon, Washington	285
Grand Island, Lake	283
Eastpoint, Franklin	282
Lehigh, Lee	280
Satsuma, Putnam	279
Tequesta, Palm Beach	275
Westville, Holmes	274
Gotha, Orange	272
Chuluota, Seminole	272
Elkton, St. Johns	266
Montverde, Lake	266
Reddick, Marion	260
Melrose, Putnam	260
Greenwood, Jackson	260
Indian Rocks Beach, Pinellas	259
Bryceville, Nassau	248
Kenneth City, Pinellas	245
Alafaya, Orange	245
Valparaiso, Okaloosa	243
Sebastian, Brevard	242
Laurel Hill, Okaloosa	239
Malabar, Brevard	238
Ponce De Leon, Holmes	238
O Brien, Suwannee	237
Winter Park, Seminole	237
San Antonio, Pasco	236
South Pasadena, Pinellas	228
Belleair, Pinellas	226
Lake Panasoffkee, Sumter	222
Fort McCoy, Marion	219
Edgewood, Orange	215
Anthony, Marion	214
Gretna, Gadsden	211
Morrison, Levy	207
Southport, Bay	205
Geneva, Seminole	204
Hosford, Liberty	204
Sanibel, Lee	204
White Springs, Hamilton	203
Kindred, Osceola	199
Wellborn, Suwannee	197

COVID-19: characteristics of 1,667,442 Florida resident cases

Data through Jan 28, 2021 verified as of Jan 29, 2021 at 09:25 AM

Data in this report are provisional and subject to change.

The table below includes the cities and counties of residence for cases in Florida residents based on the patient's ZIP Code. Note that city is not always received as part of the initial notification and may be missing while the case is being investigated.

City and county	Cases
Lee, Madison	197
Inlet Beach, Walton	197
Bay Harbor Islands, Dade	192
Greenacres, Palm Beach	190
Fountain, Bay	189
Eglin Air Force Base, Okaloosa	183
Weirsdale, Marion	183
Saint James City, Lee	183
Mcdavid, Escambia	181
Hallandale Beach, Broward	179
Fern Park, Seminole	177
The Villages, Marion	176
Mcalpin, Suwannee	175
Longboat Key, Manatee	173
Azalea Park, Orange	173
Sopchoppy, Wakulla	171
Holmes Beach, Manatee	168
University Of Central Fl, Orange	163
Juno Beach, Palm Beach	162
Alford, Jackson	160
Howey-In-The-Hills, Lake	159
Islamorada, Monroe	159
Lakewood Ranch, Manatee	159
Altoona, Lake	158
Micanopy, Alachua	157
Zellwood, Orange	156
Babson Park, Polk	155
Astatula, Lake	155
Holt, Okaloosa	153
Madeira Beach, Pinellas	151
Lauderdale By The Sea, Broward	150
Caryville, Washington	148
The Villages, Lake	148
Poinciana, Polk	146
Summerland Key, Monroe	145
University Of Miami, Dade	144
Center Hill, Sumter	142
Bokeelia, Lee	139
Bay Lake, Orange	137
Clair-Mel City, Hillsborough	137
Lockhart, Orange	137
Atlantis, Palm Beach	137
Hiawassee, Orange	136
Lake Helen, Volusia	135
Pomona Park, Putnam	135
Mangonia Park, Palm Beach	133
Viera, Brevard	132
Oak Hill, Volusia	131
Rocky Point, Hillsborough	130
Odessa, Pasco	129
University Of Fl, Alachua	125
Ponce Inlet, Volusia	122
Carrollwood, Hillsborough	122
Apopka, Seminole	118
Golden Beach, Dade	118
Hollister, Putnam	118
Grant-Valkaria, Brevard	116
Matlacha, Lee	116
Hypoluxo, Palm Beach	115

COVID-19: characteristics of 1,667,442 Florida resident cases

Data through Jan 28, 2021 verified as of Jan 29, 2021 at 09:25 AM

Data in this report are provisional and subject to change.

The table below includes the cities and counties of residence for cases in Florida residents based on the patient's ZIP Code. Note that city is not always received as part of the initial notification and may be missing while the case is being investigated.

City and county	Cases
Osteen, Volusia	113
Clarksville, Calhoun	113
San Mateo, Putnam	111
Baldwin, Duval	111
Cutler Bay, Dade	109
Big Pine Key, Monroe	108
Sumterville, Sumter	108
Missing, Orange	107
Steinhatchee, Taylor	107
Cloud Lake, Palm Beach	107
Hampton, Bradford	106
Lutz, Pasco	106
Missing, Volusia	106
Kendall, Dade	105
Citrus Springs, Citrus	104
Placida, Charlotte	104
Lake Hamilton, Polk	103
Inglis, Levy	100
Buena Ventura Lakes, Osceola	98
Lady Lake, Sumter	98
South Fort Myers, Lee	97
Panacea, Wakulla	96
Seville, Volusia	96
Paisley, Lake	93
Christmas, Orange	90
Dinsmore, Duval	90
Canal Point, Palm Beach	89
Florahome, Putnam	88
Hurlburt Field, Okaloosa	88
Harmony, Osceola	88
Waldo, Alachua	88
Temple Terrace, Hillsborough	88
Belleair Beach, Pinellas	87
Tierra Verde, Pinellas	87
Brooker, Bradford	86
Lamont, Jefferson	86
Callaway, Bay	86
Bascom, Jackson	86
Astor, Lake	83
University Of Central Florida, Orange	82
Tyndall Air Force Base, Bay	82
Maitland, Seminole	79
Fruit Cove, St. Johns	78
Pinetta, Madison	77
Barefoot Bay, Brevard	77
F M, Lee	77
Lighthouse Point, Broward	75
Lorida, Highlands	74
Palma Ceia, Hillsborough	73
University Of South Florida, Hillsborough	73
Crystal Beach, Pinellas	72
Avon Park, Polk	72
Cedar Key, Levy	71
Bradenton Beach, Manatee	69
Eatonville, Orange	68
Barry University, Dade	68
Kathleen, Polk	68
Ochopee, Collier	67
Welaka, Putnam	67

COVID-19: characteristics of 1,667,442 Florida resident cases

Data through Jan 28, 2021 verified as of Jan 29, 2021 at 09:25 AM

Data in this report are provisional and subject to change.

The table below includes the cities and counties of residence for cases in Florida residents based on the patient's ZIP Code. Note that city is not always received as part of the initial notification and may be missing while the case is being investigated.

City and county	Cases
Campbellton, Jackson	67
Ocean Ridge, Palm Beach	67
Fort Denaud, Hendry	66
Patrick Air Force Base, Brevard	66
Dania Beach, Broward	64
Saint Pete Beach, Pinellas	63
Air Mail Facility, Dade	63
Sunny Isles Beach, Dade	62
Stock Island, Monroe	62
Boca Grande, Lee	61
Greensboro, Gadsden	60
West Park, Broward	60
Yalaha, Lake	59
Missing, St. Johns	59
North Venice, Sarasota	59
Princeton, Dade	58
Bonita Beach, Lee	58
City Of Sunrise, Broward	58
Missing, Lee	57
Orlando, Seminole	56
Florida Gulf Coast Univ, Lee	55
Georgetown, Putnam	55
Destin, Walton	52
Orlando, Dade	51
Bellview, Escambia	51
Reunion, Osceola	51
Anna Maria, Manatee	49
North Redington Beach, Pinellas	48
Northdale, Hillsborough	48
Heathrow, Seminole	47
Ona, Hardee	47
Treasure Island, Pinellas	47
Walnut Hill, Escambia	47
Mexico Beach, Bay	47
Felda, Hendry	47
Singer Island, Palm Beach	46
Cudjoe Key, Monroe	46
Missing, Santa Rosa	46
Micco, Brevard	46
Saint Leo, Pasco	46
Lake Suzy, Desoto	46
Aloma, Orange	45
Palm Beach Shores, Palm Beach	45
Orlando, Osceola	44
Cinco Bayou, Okaloosa	42
Town N Country, Hillsborough	42
Miami Springs, Dade	42
Sewalls Point, Martin	41
Highland City, Polk	41
Miromar Lakes, Lee	40
Terra Ceia, Manatee	40
University Of Tampa, Hillsborough	40
Enterprise, Volusia	40
Okahumpka, Lake	40
Duette, Manatee	39
Intercession City, Osceola	39
Salt Springs, Marion	39
Saint Johns, Duval	39
Missing, Marion	38

COVID-19: characteristics of 1,667,442 Florida resident cases

Data through Jan 28, 2021 verified as of Jan 29, 2021 at 09:25 AM

Data in this report are provisional and subject to change.

The table below includes the cities and counties of residence for cases in Florida residents based on the patient's ZIP Code. Note that city is not always received as part of the initial notification and may be missing while the case is being investigated.

City and county	Cases
Orlando, Broward	38
Village Of Wellington, Palm Beach	38
Manalapan, Palm Beach	38
Ponte Vedra, Duval	37
Ebro, Washington	37
Waverly, Polk	37
Orlando, Polk	37
Eaton Park, Polk	37
Gulf Breeze, Escambia	37
Orlando, Volusia	37
Florence Villa, Polk	36
Flemington, Marion	34
Miami, Unknown	34
Key Colony Beach, Monroe	34
Naranja, Dade	33
Kenansville, Osceola	33
Highland Beach, Palm Beach	33
Green Acres, Palm Beach	33
Missing, Duval	32
Palm Shores, Brevard	32
Village Wellington, Palm Beach	32
Bayonet Point, Pasco	32
Dowling Park, Suwannee	31
Pasadena, Pinellas	31
Bagdad, Santa Rosa	31
Florida International Univ, Dade	30
Hialeah Gardens, Dade	30
Missing, Pasco	30
Lulu, Columbia	30
Lacoochee, Pasco	29
Orlando, Hillsborough	29
Bonita Springs, Collier	29
Bay Pines, Pinellas	29
Florida A And M University, Leon	29
Cortez, Manatee	28
Jupiter, Martin	28
Hallandale Beach, Broward	28
Tice, Lee	28
Miami Shores, Dade	27
Pensacola Beach, Santa Rosa	27
Nocatee, Desoto	27
Eloise, Polk	26
Univ Of Fl Student Dorms, Alachua	26
Penney Farms, Clay	26
Florida State, Leon	26
Caryville, Holmes	26
Homeland, Polk	26
Horseshoe Beach, Dixie	25
South Miami Heights, Dade	25
Chokoloskee, Collier	25
Missing, Palm Beach	25
Kinard, Calhoun	25
South Palm Beach, Palm Beach	25
Mcintosh, Marion	25
Stetson University, Volusia	25
Poinciana, Osceola	24
Earleton, Alachua	24
Homosassa Springs, Citrus	24
Santa Fe, Alachua	24

COVID-19: characteristics of 1,667,442 Florida resident cases

Data through Jan 28, 2021 verified as of Jan 29, 2021 at 09:25 AM

Data in this report are provisional and subject to change.

The table below includes the cities and counties of residence for cases in Florida residents based on the patient's ZIP Code. Note that city is not always received as part of the initial notification and may be missing while the case is being investigated.

City and county	Cases
North Bay Village, Dade	24
Labelle, Glades	24
City Of Westlake, Palm Beach	23
Missing, St. Lucie	23
Lealman, Pinellas	23
Siesta Key, Sarasota	23
Tangerine, Orange	23
Missing, Escambia	23
Goulds, Dade	22
Tioga, Alachua	22
Missing, Lake	22
Indian Lake Estates, Polk	22
Long Key, Monroe	22
Bostwick, Putnam	22
Florida Dept Of Corrections, Union	22
Palmdale, Glades	22
Missing, Hillsborough	21
Bayshore Gardens, Manatee	21
Sparr, Marion	21
La Crosse, Alachua	21
Bradley, Polk	21
Bonaventure, Broward	21
Lakeshore, Polk	21
Venus, Highlands	21
Balm, Hillsborough	21
New Smyrna, Volusia	21
Perdido Key, Escambia	21
Westchase, Hillsborough	21
Missing, Monroe	20
Fort Lauderdale, Dade	20
Ridge Manor, Pasco	20
Little Torch Key, Monroe	20
Sydney, Hillsborough	20
Bonifay, Washington	20
Wausau, Washington	20
Yankeetown, Levy	20
Crystal Springs, Pasco	19
Hawthorne, Putnam	19
Sun City, Hillsborough	19
Mexico Beach, Gulf	19
Branford, Lafayette	19
Saint Marks, Wakulla	19
Orange Lake, Marion	18
Pine Castle, Orange	18
Babcock Ranch, Lee	18
Sugarloaf Key, Monroe	18
Lowell, Marion	18
Mango, Hillsborough	18
Pine Hills, Orange	18
Everglades City, Collier	18
Paxton, Walton	18
Alturas, Polk	18
Orlando, Palm Beach	18
Loughman, Polk	17
Citrus Ridge, Indian River	17
Parker, Bay	17
Graceville, Holmes	17
Candler, Marion	17
Laud-By-The-Sea, Broward	17

COVID-19: characteristics of 1,667,442 Florida resident cases

Data through Jan 28, 2021 verified as of Jan 29, 2021 at 09:25 AM

Data in this report are provisional and subject to change.

The table below includes the cities and counties of residence for cases in Florida residents based on the patient's ZIP Code. Note that city is not always received as part of the initial notification and may be missing while the case is being investigated.

City and county	Cases
Florida International University, Dade	17
Miami, Broward	17
Wabasso, Indian River	17
Nalcrest, Polk	16
Maxville, Duval	16
Indian River Shores, Indian River	16
Jensen Beach, St. Lucie	16
Pembroke Park, Broward	16
West Panama City Beach, Bay	16
Champions Gate, Polk	16
Fort Ogden, Desoto	15
Orlando, Pinellas	15
Missing, Pinellas	15
Plymouth, Orange	15
Gulf Stream, Palm Beach	15
Goodland, Collier	15
Mount Dora, Orange	14
Village Of Palmetto Bay, Dade	14
Webster, Hernando	14
Gulf Hammock, Levy	14
Hernando Beach, Hernando	14
White Springs, Columbia	14
Westlake, Palm Beach	14
Murdock, Charlotte	14
Lake City, Suwannee	14
Forest City, Orange	14
Davenport, Osceola	14
Wewahitchka, Calhoun	14
Winter Garden, Lake	14
Golden Oak, Orange	14
Orlando, Lake	13
Orlando, Brevard	13
Otter Creek, Levy	13
Woodville, Leon	13
Copeland, Collier	13
Tallevast, Manatee	13
Union Park, Orange	13
Suwannee, Dixie	13
Nichols, Polk	12
Graham, Bradford	12
Lakewood Ranch, Sarasota	12
Kingsley Lake, Bradford	12
Gonzalez, Escambia	12
High Springs, Gilchrist	12
Hutchinson Island, St. Lucie	12
Pensacola Beach, Escambia	12
Saint George Island, Franklin	12
Redington Shores, Pinellas	12
Fort Charlotte, Charlotte	12
Daytona Beach Shores, Volusia	12
Trenton, Levy	12
Lake Monroe, Seminole	12
Missing, Collier	12
Archer, Levy	12
Kissimmee, Orange	12
Hollywood, Dade	12
Buckingham, Lee	12
Jacksonville, Unknown	11
Lake Buena Vista, Orange	11

COVID-19: characteristics of 1,667,442 Florida resident cases

Data through Jan 28, 2021 verified as of Jan 29, 2021 at 09:25 AM

Data in this report are provisional and subject to change.

The table below includes the cities and counties of residence for cases in Florida residents based on the patient's ZIP Code. Note that city is not always received as part of the initial notification and may be missing while the case is being investigated.

City and county	Cases
Johns Pass Village, Pinellas	11
Watersound, Walton	11
Brooksville, Pasco	11
Ramrod Key, Monroe	11
Saint Lucie West, St. Lucie	11
Unknown, Dade	11
Long Boat Key, Manatee	11
Shady Hills, Pasco	11
Braden River, Manatee	11
Mount Plymouth, Lake	11
Missing, Manatee	11
Holder, Citrus	11
Wahneta, Polk	11
Orlando, Leon	11
Laurel Hill, Walton	11
Durant, Hillsborough	11
Leisure City, Dade	10
Orlando, Duval	10
Roseland, Indian River	10
Missing, Seminole	10
Greenville, Taylor	10
Hillsboro Beach, Broward	10
Seacrest, Walton	10
Passport, Unknown	10
Steinhatchee, Dixie	10
Rosemary Beach, Walton	10
Missing, Nassau	10
Telogia, Liberty	10
Trilby, Pasco	10
Choctaw Beach, Okaloosa	10
Belleair Bluffs, Pinellas	9
Lake Como, Putnam	9
University Park, Manatee	9
Missing, Indian River	9
Beverly Beach, Flagler	9
Cottondale, Washington	9
Sea Ranch Lakes, Broward	9
Palma Sola, Manatee	9
Missing, Brevard	9
Los Angeles, Dade	9
Lloyd, Jefferson	9
Lamont, Madison	9
Cypress, Jackson	9
Rubonia, Manatee	9
Indian Creek Village, Dade	9
Fanning Springs, Gilchrist	9
Perrine, Dade	9
West Delray Beach, Palm Beach	9
Dade City, Hernando	9
Briny Breezes, Palm Beach	9
Citrus Hills, Citrus	8
Elfers, Pasco	8
Missing, Unknown	8
Salem, Taylor	8
Virginia Gardens, Dade	8
Naples, Lee	8
Florida State Univ Admin, Leon	8
Forest City, Seminole	8
Ozona, Pinellas	8

COVID-19: characteristics of 1,667,442 Florida resident cases

Data through Jan 28, 2021 verified as of Jan 29, 2021 at 09:25 AM

Data in this report are provisional and subject to change.

The table below includes the cities and counties of residence for cases in Florida residents based on the patient's ZIP Code. Note that city is not always received as part of the initial notification and may be missing while the case is being investigated.

City and county	Cases
Goldenrod, Seminole	8
Jerome, Collier	8
Hialeah, Unknown	8
Redington Beach, Pinellas	8
Ponce De Leon, Walton	8
Seybold, Dade	8
Missing, Polk	8
Cross Creek, Alachua	8
Ferndale, Lake	8
Fairfield, Marion	7
Eau Gallie, Brevard	7
Captiva, Lee	7
Niceville, Walton	7
Orlando, Alachua	7
Palm City, St. Lucie	7
Aripeka, Pasco	7
Maitland, Volusia	7
Pine Ridge, Citrus	7
Switzerland, St. Johns	7
Innovation, Pasco	7
Deer Island, Lake	7
East Lake, Marion	7
Wildlight, Nassau	7
Keystone Heights, Bradford	7
Orlando, Pasco	7
Missing, Citrus	7
University Of Central Fl, Hillsborough	7
Orange Springs, Marion	7
Evinston, Alachua	7
Basinger, Okeechobee	7
Grant Valkaria, Brevard	7
Port Saint John, Brevard	7
Orange Park, Duval	6
Mayport Naval Station, Duval	6
Lake Butler, Bradford	6
Fernandina, Nassau	6
Missing, Putnam	6
Maitland, Osceola	6
Umatilla, Marion	6
Morrison, Marion	6
Babcock Ranch, Charlotte	6
Duck Key, Monroe	6
Miccosukee, Leon	6
Orchid, Indian River	6
Labelle, Lee	6
Missing, Walton	6
Alys Beach, Bay	6
Gibsonia, Polk	6
Maitland, Hillsborough	6
Winter Park, Polk	6
Winderemere, Orange	6
Sunny Hills, Washington	6
Orlando, Flagler	6
Orlando, Marion	6
Grandin, Putnam	6
Punta Gorda, Lee	6
Putnam Hall, Putnam	6
Quail Heights, Dade	6
Saint Augustine Beach, St. Johns	6

COVID-19: characteristics of 1,667,442 Florida resident cases

Data through Jan 28, 2021 verified as of Jan 29, 2021 at 09:25 AM

Data in this report are provisional and subject to change.

The table below includes the cities and counties of residence for cases in Florida residents based on the patient's ZIP Code. Note that city is not always received as part of the initial notification and may be missing while the case is being investigated.

City and county	Cases
River Ranch, Polk	6
Wekiva Springs, Seminole	6
Missing, Broward	6
Indian Shores, Pinellas	6
Missing, Okaloosa	5
Valkaria, Brevard	5
Stuart, St. Lucie	5
Pass, Unknown	5
Holt, Santa Rosa	5
Missing, Leon	5
White City, Gulf	5
Worthington Springs, Union	5
Westchester, Dade	5
Port Salerno, Martin	5
Grove City, Charlotte	5
Hialeah, Broward	5
Barberville, Volusia	5
Ebro, Bay	5
Eglin, Okaloosa	5
Missing, Clay	5
Scottsmoor, Brevard	5
Ybor City, Hillsborough	5
Haines Creek, Lake	5
Fort Lauderdale, Palm Beach	5
Longboat Key, Sarasota	5
PsI, Unknown	5
N/A, Unknown	5
Inglis, Citrus	5
Ocoee, Lake	5
Okeechobee, Martin	5
Orlando, Manatee	5
Missing, Bay	5
Nobleton, Hernando	5
Fort Lauderdale, Lee	5
University Of Central Fl, Martin	5
Saint Augustine, Duval	4
Sandestin, Walton	4
Point Washington, Walton	4
Williston, Marion	4
Hinsdale, Manatee	4
El Jobean, Charlotte	4
Bella Collina, Lake	4
Anastasia Island, St. Johns	4
Oneco, Manatee	4
Wakulla Springs, Wakulla	4
International Service Center, Dade	4
Day, Lafayette	4
Bowling Green, Polk	4
Orlando, Lee	4
San Carlos Park, Lee	4
Jacksonville Naval Air Station, Duval	4
Miramar, Dade	4
Miami Gardens, Unknown	4
Newberry, Gilchrist	4
Okeechobee, Osceola	4
Clewiston, Palm Beach	4
Conch Key, Monroe	4
Bayou George, Bay	4
Branford, Gilchrist	4

COVID-19: characteristics of 1,667,442 Florida resident cases

Data through Jan 28, 2021 verified as of Jan 29, 2021 at 09:25 AM

Data in this report are provisional and subject to change.

The table below includes the cities and counties of residence for cases in Florida residents based on the patient's ZIP Code. Note that city is not always received as part of the initial notification and may be missing while the case is being investigated.

City and county	Cases
Glenwood, Volusia	4
Clarcona, Orange	4
Pensacola, Unknown	4
Missing, Taylor	4
Glen Ridge, Palm Beach	4
Coco River, Collier	4
Melrose, Bradford	4
Mid Florida, Seminole	4
Ocean Breeze, Martin	4
Shady Grove, Taylor	4
Milton, Escambia	4
Mayport, Duval	4
Inlet Beach, Bay	4
Port Charlotte, Unknown	4
Okeechobee, Glades	4
West Bradenton, Manatee	4
Miami, Palm Beach	4
Live Oak, Madison	4
Loxahatchee Groves, Palm Beach	4
Deerfield Beach, Palm Beach	4
Hallandale Beach, Unknown	3
Blountstown, Liberty	3
Lakeland, Hillsborough	3
Lake City, Duval	3
Immokalee, Lee	3
Lynbrook, Broward	3
Miami Gardens, Broward	3
Village Of Golf, Palm Beach	3
Wildwood, Marion	3
Orlando, Unknown	3
Palm Coast, Volusia	3
Saint Augusaintine Beach, St. Johns	3
Port Saint Lucie, Martin	3
Jacksonville, Clay	3
Laurel, Sarasota	3
Ludlam, Dade	3
Clermont, Orange	3
Deland, Lake	3
Fort Myers, Collier	3
Pineland, Lee	3
Tampa Palms, Hillsborough	3
Tampa, Pinellas	3
Winter Garden, Seminole	3
Pass, Dade	3
Margate, Unknown	3
Los Angeles, Broward	3
Highland Park, Polk	3
Brewton, Escambia	3
Apopka, Broward	3
Orem, Palm Beach	3
Missing, Sarasota	3
Missing, Highlands	3
Lanark Village, Franklin	3
Maitland, Polk	3
Pp, Dade	3
Pp, Unknown	3
Woodside, Broward	3
Sugarloaf, Monroe	3
Westville, Walton	3

COVID-19: characteristics of 1,667,442 Florida resident cases

Data through Jan 28, 2021 verified as of Jan 29, 2021 at 09:25 AM

Data in this report are provisional and subject to change.

The table below includes the cities and counties of residence for cases in Florida residents based on the patient's ZIP Code. Note that city is not always received as part of the initial notification and may be missing while the case is being investigated.

City and county	Cases
Boca Raton, Broward	3
Ft Pierce, St. Lucie	3
Milligan, Okaloosa	3
Lamont, Taylor	3
Cape Haze, Charlotte	3
Bristol, Calhoun	3
Boynton Beach, Broward	3
Chicago, Lee	3
Coraopolis, Citrus	3
North Fort Myers, Charlotte	3
Jacksonville, Alachua	3
Kissimmee, Unknown	3
Sorrento, Orange	3
Cape San Blas, Gulf	3
Apopka, Lake	3
Cypress Gardens, Polk	3
Crestview, Walton	3
Fernandina Beach, Duval	3
Fpo, Duval	3
Indian Rock Beach, Pinellas	3
Hollywood, Unknown	3
Monticello, Madison	3
Missing, Martin	3
Vernon, Bay	3
Mayport Naval Housing, Duval	3
Pompano Beach, Palm Beach	3
Samoset, Manatee	3
San Fernando, Unknown	3
Alford, Washington	3
Altamonte Springs, Orange	3
Alys Beach, Walton	3
East Rockland Key, Monroe	3
Ocean Reef Club, Monroe	3
Miami Beach, Unknown	3
Mims, Volusia	3
Jonesville, Alachua	3
Julington Creek, St. Johns	3
Jupiter Island, Martin	3
Seacrest, Bay	3
Vero Beach, St. Lucie	3
Venice, Dade	2
University Of Central Fl, Seminole	2
Union, Manatee	2
Sand Lake, Orange	2
Port St. Lucie, St. Lucie	2
Windermere, Hillsborough	2
Winter Park, Volusia	2
Winter Springs, Orange	2
Jena, Taylor	2
Labelle, Collier	2
Long Beach, Orange	2
Lauderhill, Unknown	2
Longwood, Unknown	2
Miramar, Unknown	2
Missing, Flagler	2
Miami, Martin	2
New Port Richey, Hillsborough	2
Orlando, Escambia	2
Okeechobee, Highlands	2

COVID-19: characteristics of 1,667,442 Florida resident cases

Data through Jan 28, 2021 verified as of Jan 29, 2021 at 09:25 AM

Data in this report are provisional and subject to change.

The table below includes the cities and counties of residence for cases in Florida residents based on the patient's ZIP Code. Note that city is not always received as part of the initial notification and may be missing while the case is being investigated.

City and county	Cases
Eatonville, Polk	2
High Springs, Columbia	2
Bonnie, Dade	2
Seguin, Unknown	2
Sunrise, Unknown	2
Tampa, Broward	2
Port Canaveral, Brevard	2
Plantation Key, Monroe	2
Orlando, St. Lucie	2
Oakland Park, Unknown	2
Weirsdale, Lake	2
Marysville, Dade	2
Green Cove Springs, Duval	2
Island Grove, Alachua	2
Cross Key, Monroe	2
Crescent Beach, Sarasota	2
Dade City, Unknown	2
Defuniak Springs, Okaloosa	2
Claysville, Hernando	2
Cibolo, Orange	2
Summerfield, Unknown	2
Tampa, Hernando	2
Vero Beach, Unknown	2
Wauchula, Desoto	2
Saint Lucie Village, St. Lucie	2
Sharpes, Brevard	2
Sebring, Desoto	2
Pompano Beach, Unknown	2
Panama City, Unknown	2
Yeehaw, Okeechobee	2
Jacksonville Naval Hospital, Duval	2
Jacksonville, Nassau	2
Longview, Dade	2
Hosford, Calhoun	2
Melrose, Clay	2
Mesa, Unknown	2
Noma, Holmes	2
Ormond Beach, Flagler	2
000000, Unknown	2
Land O Lakes, Hillsborough	2
Lakeland, Unknown	2
Lady Lake, Marion	2
Fort Lauderdale, Alachua	2
Homeless, Hillsborough	2
Brooklyn, Broward	2
Cross City, Taylor	2
Carl Fisher, Dade	2
Windermere, Lake	2
Saint Marys, Nassau	2
Wacissa, Jefferson	2
Port Saint Lucie, Palm Beach	2
Orlo Vista, Orange	2
Provo, Broward	2
Portland, Unknown	2
Pensacola, Santa Rosa	2
Wimauma, Manatee	2
University Of Central Florida, Palm Beach	2
University Of Central Florida, Pinellas	2
Sumatra, Liberty	2

COVID-19: characteristics of 1,667,442 Florida resident cases

Data through Jan 28, 2021 verified as of Jan 29, 2021 at 09:25 AM

Data in this report are provisional and subject to change.

The table below includes the cities and counties of residence for cases in Florida residents based on the patient's ZIP Code. Note that city is not always received as part of the initial notification and may be missing while the case is being investigated.

City and county	Cases
Maitland, Lake	2
Lake Harbor, Palm Beach	2
Moore Haven, Hendry	2
Naples, Broward	2
Cassadaga, Volusia	2
Hialeah Lakes, Dade	2
Dunnellon, Levy	2
Fort Walton Beach, Walton	2
Jacksonville, Dade	2
Madison, Unknown	2
Lake Worth, Broward	2
Maitland, Pasco	2
Florida Power & Light Co, Dade	2
Amelia City, Nassau	2
Alligator Point, Wakulla	2
Chipley, Jackson	2
Bruce, Holmes	2
Orlando, Okaloosa	2
University Of Central Florida, Broward	2
Vero Beach, Brevard	2
West Palm Beach, Dade	2
Tarpon Springs, Pasco	2
Orlando, Charlotte	2
Orlando, Santa Rosa	2
Oklawaha, Marion	2
Olustee, Baker	2
Winter Park, Leon	2
Fort Pierce, Martin	2
Doctors Inlet, Clay	2
Clermont, Polk	2
Bronx, Seminole	2
Bonifay, Jackson	2
Bonnie, Sarasota	2
Lecanto, Marion	2
Maitland, Leon	2
Missing, Hernando	2
Greenville, Jefferson	2
Saint Petersburg, Hillsborough	2
Seven Springs, Pasco	2
Upper Key Largo, Monroe	2
University Of Central Florida, Brevard	2
Zellwood, Lake	2
West Villages, Sarasota	2
Miami, Orange	2
Mount Pleasant, Gadsden	2
None, Dade	2
Navarre, Okaloosa	2
Lake Geneva, Clay	2
Lawtey, Union	2
Lutz, Pinellas	2
Los Angeles, Okaloosa	2
Blountstown, Jackson	2
Alligator Point, Franklin	2
Coconut Creek, Unknown	2
Fort Myers, Unknown	2
Crawfordville, Leon	2
Eatonville, Lake	2
Fort Lauderdale, Unknown	2
Foley, Escambia	1

COVID-19: characteristics of 1,667,442 Florida resident cases

Data through Jan 28, 2021 verified as of Jan 29, 2021 at 09:25 AM

Data in this report are provisional and subject to change.

The table below includes the cities and counties of residence for cases in Florida residents based on the patient's ZIP Code. Note that city is not always received as part of the initial notification and may be missing while the case is being investigated.

City and county	Cases
Deland, St. Lucie	1
Deltona, Orange	1
Fort Myers-, Lee	1
Fort Pierce, Unknown	1
Harrison, Pinellas	1
Granada Hills, Broward	1
Hailandale, Unknown	1
Homeless, Polk	1
Homosassa, Hernando	1
Conway, Leon	1
Clermont, Volusia	1
Clewiston, Glades	1
Cypress, Leon	1
Davenport, Orange	1
Cartersville, Unknown	1
Altoona, Marion	1
Anaheim, Unknown	1
Athens, Duval	1
Bogota, Orange	1
Bradington, Manatee	1
Bronx, Palm Beach	1
Louisville, Manatee	1
Los Angeles Ca, Unknown	1
Lewisburg, Pasco	1
Littleton, Dade	1
Lake City, Hamilton	1
La Grange, Dade	1
Jerusalem, St. Johns	1
New Orleans, Palm Beach	1
Newark, Broward	1
Newburgh, Bay	1
Navarre, Dade	1
Middlesburg, Duval	1
Miami Lakes, Unknown	1
Miami, Hillsborough	1
Macdill Air Force Base, Hillsborough	1
Marshall, Dade	1
Westbrook, Dade	1
Wichita, Volusia	1
Winter Garden, Pinellas	1
Winter Park, Broward	1
Winter Park, Indian River	1
Winter Park, Lee	1
Zolfo Springs, Polk	1
Winter Park, St. Johns	1
Vernon, Unknown	1
Winder Garden, Orange	1
Windermere, Leon	1
Windermere, Osceola	1
Windermere, Seminole	1
Winter Garden, Broward	1
Washington, Unknown	1
West Palm Beach, Broward	1
Sun City Center, Hardee	1
Spring Hill , Hernando	1
Starke, Clay	1
Stone Mountain, Palm Beach	1
Tulsa, Orange	1
Tiffin, Highlands	1

COVID-19: characteristics of 1,667,442 Florida resident cases

Data through Jan 28, 2021 verified as of Jan 29, 2021 at 09:25 AM

Data in this report are provisional and subject to change.

The table below includes the cities and counties of residence for cases in Florida residents based on the patient's ZIP Code. Note that city is not always received as part of the initial notification and may be missing while the case is being investigated.

City and county	Cases
Tallahassee, Duval	1
Tampa, Palm Beach	1
Tavares, Marion	1
Saint Petersburg, St. Lucie	1
Saint Johns, Unknown	1
Saxis, Lee	1
Sebring, Lee	1
Rex, Duval	1
Rye, Duval	1
Parker, Dade	1
Parker, Leon	1
Peoria, Unknown	1
Palm Coast, Polk	1
Pacifica, Dade	1
Port Everglades, Broward	1
Plantation, Orange	1
Oviedo, Brevard	1
Orlando, Sarasota	1
Orlando, Columbia	1
Orlando, Indian River	1
Orem, Broward	1
Oooooo, Unknown	1
Ocoee, Osceola	1
Okeechobee, Broward	1
North Pole, Seminole	1
North Port, Lee	1
Gilmer, Dade	1
Haverford, Hillsborough	1
Herrin, Orange	1
Jamaica, Broward	1
Jersey City, Polk	1
Kingsland, Duval	1
Kissimmee, Brevard	1
Lake Placid, Alachua	1
Lander, Citrus	1
Las Vegas, Orange	1
Melrose, Alachua	1
Miamf, Dade	1
Miami G, Dade	1
Miami Shores, Broward	1
Miami, Collier	1
New Richmond, Volusia	1
North Canton, Palm Beach	1
Marianna, Calhoun	1
Marshall, Palm Beach	1
Lemoyne, Manatee	1
Lawrence Township, Palm Beach	1
Magnolia Square, Osceola	1
Maitland, Alachua	1
Buffalo, Palm Beach	1
Bryant, Alachua	1
Carol Stream, Orange	1
Charlotte, Pasco	1
Apopka, Flagler	1
99, Unknown	1
Alanson, Bay	1
Aollywoss, Dade	1
Boca Raton, Unknown	1
Bohealia, Lee	1

COVID-19: characteristics of 1,667,442 Florida resident cases

Data through Jan 28, 2021 verified as of Jan 29, 2021 at 09:25 AM

Data in this report are provisional and subject to change.

The table below includes the cities and counties of residence for cases in Florida residents based on the patient's ZIP Code. Note that city is not always received as part of the initial notification and may be missing while the case is being investigated.

City and county	Cases
Blowing Rock, Polk	1
Clear Brook, Lee	1
Crestview, Holmes	1
Columbus, Brevard	1
Cookeville, Seminole	1
Deland, Polk	1
Cumberland, Palm Beach	1
Dade City, Hillsborough	1
Dallas, Lee	1
De Leon Springs, Putnam	1
Fanning Springs, Levy	1
Estero, Collier	1
Winter Park, Osceola	1
Wood River, Polk	1
Worcester, Palm Beach	1
Opalocka, Dade	1
Oakland, Leon	1
Okeechobee, St. Lucie	1
Orlando, Union	1
Ovido, Seminole	1
Oxford, Palm Beach	1
Palm Coast, Duval	1
Perry, Leon	1
Palm Springs North, Dade	1
Shannon, Collier	1
Soldotna, Broward	1
Saint Cloud, Lee	1
Saint Johns, Orange	1
San Antonio, Sarasota	1
San Antonio, Unknown	1
Sanford, Volusia	1
Provincetown, Collier	1
Rio Dell, Volusia	1
Steinhatchee, Madison	1
South Burlington, Orange	1
Tangerine, Seminole	1
Tewksbury, Orange	1
Virginia Beach, Hernando	1
Waco, Broward	1
University Of Central Florida, Monroe	1
Toms River, Dade	1
Wesley Chapel, Alachua	1
Winter Park, Alachua	1
Weston, Dade	1
Wheaton, Lee	1
Village Of Palm Springs, Palm Beach	1
Webster, Pasco	1
University Of Central Florida, Hillsborough	1
Westerville, Hillsborough	1
Winston Salem, Unknown	1
Winter Garden, Hillsborough	1
Wilbur By The Sea, Volusia	1
Willowbrook, Lee	1
Woodland Hills, Brevard	1
Yulee, Duval	1
Pompano Beach, Alachua	1
Ponte Vedra Beach, Orange	1
Port Orange , Volusia	1
Port Saint Lucie, Indian River	1

COVID-19: characteristics of 1,667,442 Florida resident cases

Data through Jan 28, 2021 verified as of Jan 29, 2021 at 09:25 AM

Data in this report are provisional and subject to change.

The table below includes the cities and counties of residence for cases in Florida residents based on the patient's ZIP Code. Note that city is not always received as part of the initial notification and may be missing while the case is being investigated.

City and county	Cases
Palm City, Unknown	1
Old Town, Gilchrist	1
Oviedo, Leon	1
Ocala, Unknown	1
Opa Locka, Polk	1
Orem, Sarasota	1
Orem, Unknown	1
N/A, Duval	1
Naples, Alachua	1
Porter Ranch, Dade	1
Raiford, Bradford	1
Republic, Monroe	1
Ridgewood, Broward	1
Riverview, Manatee	1
Roseland, Palm Beach	1
Sanford, Palm Beach	1
Saint Teresa, Wakulla	1
San Diego, Unknown	1
Russellville, Hillsborough	1
Saint Augustine, Okaloosa	1
Union City, Bradford	1
University Of Central Fl, Pasco	1
Tampa, Manatee	1
Tangerine, Lake	1
Steinhatchee, Alachua	1
Bryn Mawr, Palm Beach	1
Camden Wyoming, Duval	1
Bear Grass, Palm Beach	1
Chipley, Holmes	1
Chattanooga, Dade	1
Altamonte, Orange	1
Alva, Collier	1
333, Unknown	1
Allentown, Putnam	1
Amelia Village, Nassau	1
Apple Creek, Citrus	1
Barefoot Beach, Lee	1
Azalea Park, Osceola	1
Aventura, Osceola	1
Fort Denaud, Glades	1
Fortlauderdale, Unknown	1
Ft Pierce, Unknown	1
Garland, Orange	1
El Paso, Unknown	1
Everett, Dade	1
Fl State Lot, Leon	1
Colorado Springs, Unknown	1
Conifer, Lee	1
Eatonville, Seminole	1
Destin, Unknown	1
Diamond, Highlands	1
Mary Esther, Escambia	1
Middleburg, Duval	1
Midland, Osceola	1
Miami Garden, Unknown	1
Miami, Charlotte	1
Miami, Monroe	1
Miamii, Dade	1
Miamt, Dade	1

COVID-19: characteristics of 1,667,442 Florida resident cases

Data through Jan 28, 2021 verified as of Jan 29, 2021 at 09:25 AM

Data in this report are provisional and subject to change.

The table below includes the cities and counties of residence for cases in Florida residents based on the patient's ZIP Code. Note that city is not always received as part of the initial notification and may be missing while the case is being investigated.

City and county	Cases
Lehigh Cares, Lee	1
Live Oak, Columbia	1
Loganville, Orange	1
Longwood, Orange	1
Lauderdale Hill, Unknown	1
Jeffersonville, Broward	1
Lake Mary, Lake	1
Knoxville, Escambia	1
Hickory, Lee	1
Homeless, Dade	1
Homer, Escambia	1
Hallandale Ben, Unknown	1
Export, Palm Beach	1
Fdsf, Unknown	1
Felda, Palm Beach	1
Flagler Beach, Volusia	1
Flora, Lee	1
Hialeah, Orange	1
Hilliard, Dade	1
Hollywood, Leon	1
Holt, Unknown	1
Homestead, Monroe	1
Humble, Broward	1
Green, Clay	1
Greensburg, Orange	1
Greenville, Monroe	1
Gulf Shores, Escambia	1
Fresno, Pasco	1
Fruitland Park, Sumter	1
Fwb, Unknown	1
Gainesville, Marion	1
Gastonia, Polk	1
Geneva, Orange	1
Clermont, Unknown	1
Downers Grove, St. Lucie	1
Duke Field Air Force Station, Okaloosa	1
Columbia, Orange	1
Coral Gables, Unknown	1
Coral Springs, Unknown	1
Cornelius, Leon	1
Crestview, Dade	1
Dade City, Polk	1
Dania, Unknown	1
Darien, Pasco	1
Aspen, Palm Beach	1
Atlanta, Broward	1
Aurburndale, Polk	1
Aventura, Unknown	1
Azalea Park, Sarasota	1
Bartow, Unknown	1
Boca Rotan, Unknown	1
Brooksville, Columbia	1
Bryn Mawr, Collier	1
Apalachicola, Leon	1
Naugatuck, Lee	1
New Vernon, Sarasota	1
New York, Broward	1
Myakka, Duval	1
Missing, Columbia	1

COVID-19: characteristics of 1,667,442 Florida resident cases

Data through Jan 28, 2021 verified as of Jan 29, 2021 at 09:25 AM

Data in this report are provisional and subject to change.

The table below includes the cities and counties of residence for cases in Florida residents based on the patient's ZIP Code. Note that city is not always received as part of the initial notification and may be missing while the case is being investigated.

City and county	Cases
Opa Locka, Unknown	1
Orem, Nassau	1
Orlando, Highlands	1
Ocoee, Broward	1
North Little Rock, Palm Beach	1
Olando, Orange	1
Ocoee, Polk	1
Lakeland, Pasco	1
Lakewood, Unknown	1
Knoxville, Duval	1
Havanna, Gadsden	1
Jan Phyl Village, Polk	1
Maitland, Unknown	1
Los Angeles, Polk	1
Middleburg, Unknown	1
Minneapolis, Broward	1
Melbourne, Orange	1
Miami Beach, Palm Beach	1
Miami Granders, Dade	1
Sumter Ville, Unknown	1
Telluride, Lee	1
Tampa, Jackson	1
Tampa, Lee	1
South Otselic, Dade	1
Southampton, Palm Beach	1
Stockbridge, Leon	1
Springhill, Unknown	1
Tinley Park, Lee	1
University Of Central Fl, Dade	1
Windermere, Polk	1
Winter Park, Lake	1
Wayne, Dade	1
Wekiwa Springs, Seminole	1
West Simsbury, Collier	1
Ponce, Orange	1
Plant City, Hendry	1
Plant City, Pinellas	1
Plantation, Unknown	1
Pound Ridge, Leon	1
Port Charlotte Fl, Unknown	1
Richmond Heights, Dade	1
Riverview, Pinellas	1
Rochester, Lee	1
Rosemary Beach, Bay	1
Saint Cloud, Orange	1
Saint Petersburg, Dade	1
San Juan, Osceola	1
San Pedro Sula, Dade	1
Sandy, Duval	1
Other, Dade	1
Palmetto Bay, Palm Beach	1
Palmetto, Pasco	1
Pass-A-Grille Beach, Pinellas	1
Pembroke Lakes, Broward	1
Prattville, Hillsborough	1
Prestonsburg, Bay	1
Quincy, Jackson	1
Rapid City, Broward	1
Red Bay, Holmes	1

COVID-19: characteristics of 1,667,442 Florida resident cases

Data through Jan 28, 2021 verified as of Jan 29, 2021 at 09:25 AM

Data in this report are provisional and subject to change.

The table below includes the cities and counties of residence for cases in Florida residents based on the patient's ZIP Code. Note that city is not always received as part of the initial notification and may be missing while the case is being investigated.

City and county	Cases
Piassa, Putnam	1
Russellville, Bay	1
Saint Cloud, Palm Beach	1
Waipahu, Santa Rosa	1
Ward, Polk	1
Wellborn, Columbia	1
Sunbright, Palm Beach	1
Venetian Islands, Dade	1
Sutton, Pasco	1
Syracuse, Polk	1
Tallahassee, Dade	1
Tamarac, Dade	1
Tampa, Unknown	1
Tavares, Orange	1
Tequesta, Martin	1
Topsham, Manatee	1
Town Of Nocatee, St. Johns	1
Unkn, Duval	1
Saint Joseph, Volusia	1
San Antonio, Orange	1
Seminole, Leon	1
Suitland, Volusia	1
Shirley, Flagler	1
Winter Garden, Duval	1
Woodbine, Nassau	1
Yulee, St. Johns	1
West Apm Beach, Palm Beach	1
West Yarmouth, St. Lucie	1
Carmel, Orange	1
Cedar Springs, Hernando	1
Chicago, Unknown	1
Coconut Ck, Unknown	1
Dearborn, Broward	1
Deer Park, Dade	1
Deerfield Beach, Unknown	1
Deland, Seminole	1
Deltona, Seminole	1
Doral, Unknown	1
Downingtown, Hillsborough	1
Dpo, Santa Rosa	1
Brooklyn, Dade	1
Brooklyn, Lee	1
Caracas, Dade	1
Boston, Broward	1
Apopka, Clay	1
Asheville, Highlands	1
Astoria, Broward	1
Bartow, Hardee	1
Bay Harbor Islands, Unknown	1
Bel Air, Collier	1
Alachua, Duval	1
Alpharetta, Broward	1
Homeless, Monroe	1
Homeless, Pinellas	1
Hoclywsod, Dade	1
Hernando, Marion	1
Hialeah, Collier	1
Gotcha, Orange	1
Greensburg, Palm Beach	1

COVID-19: characteristics of 1,667,442 Florida resident cases

Data through Jan 28, 2021 verified as of Jan 29, 2021 at 09:25 AM

Data in this report are provisional and subject to change.

The table below includes the cities and counties of residence for cases in Florida residents based on the patient's ZIP Code. Note that city is not always received as part of the initial notification and may be missing while the case is being investigated.

City and county	Cases
Helen, Bay	1
Hallandale, Unknown	1
Fort Lauderdale, Leon	1
Fort Pierce, Palm Beach	1
Fort White, Clay	1
Garden City, Alachua	1
Gaylord, Orange	1
Dallas, Hernando	1
Fisher Island, Unknown	1
Lake Butler, Alachua	1
Knoxville, Bay	1
Kingsland, Nassau	1
Keys West, Unknown	1
Lakewood Ranch, Unknown	1
Ldhl, Broward	1
Las Vegas, Palm Beach	1
Key West, Duval	1
Indian Rocks Beach, Duval	1
Inglewood, Sarasota	1
Inwood, Broward	1
Irvine, Marion	1
Istachatta, Hernando	1
Jefferson, Dade	1
Jonesboro, Leon	1
Jupiter, Dade	1
Jupiter, St. Lucie	1
Kenilworth, Leon	1
Milford, Lee	1
Micanopy, Marion	1
Mckinney, Broward	1
Miamc, Dade	1
Longwood, Volusia	1
Little Neck, Lee	1
Missing, Okeechobee	1
Monroe Township, Palm Beach	1
Moore Haven, Okeechobee	1
Morrisville, Unknown	1
New Middletown, Hillsborough	1
Newberry, Marion	1
North Palm Beach, Orange	1
Northport, Sarasota	1
Oakland, Lee	1
Alva, Escambia	1
Arcadia, Highlands	1
Baker, Santa Rosa	1
Armstrong, St. Johns	1
Atl, Brevard	1
Belleville, Palm Beach	1
Belmont, Santa Rosa	1
Blountstown, Broward	1
Brandon, Pinellas	1
Bonita, Lee	1
Bocaraten, Palm Beach	1
Bronson, Alachua	1
Brooker, Alachua	1
Dfafs, Okaloosa	1
Davie, Unknown	1
Dayton, Orange	1
Cincinnati, Dade	1

COVID-19: characteristics of 1,667,442 Florida resident cases

Data through Jan 28, 2021 verified as of Jan 29, 2021 at 09:25 AM

Data in this report are provisional and subject to change.

The table below includes the cities and counties of residence for cases in Florida residents based on the patient's ZIP Code. Note that city is not always received as part of the initial notification and may be missing while the case is being investigated.

City and county	Cases
Champions Gate, Osceola	1
Gainesville, Okaloosa	1
Floral, Okaloosa	1
Edgewood, Broward	1
Elkton, Putnam	1
Paducah, Manatee	1
Orlando, Jackson	1
North Laud, Unknown	1
Ocoee, Unknown	1
Oldsray, Manatee	1
Middletown, Osceola	1
Marina Del Rey, Broward	1
Mayaguez, Dade	1
Missing, Osceola	1
Missing, Sumter	1
Monroe, Hillsborough	1
Interlachen, Duval	1
Hoosick Falls, Broward	1
Gibson, Unknown	1
Greenbrier, Bay	1
Hialeahgardens, Dade	1
Hiram, Leon	1
Longwood, Broward	1
Lucedale, St. Lucie	1
Maccleeny, Duval	1
Mantua, Broward	1
Kure Beach, Monroe	1
Lakeland, Palm Beach	1
Windermere, Volusia	1
Wtixrat, Dade	1
Pensacola, Sumter	1
Perth Amboy, Hillsborough	1
Port Orange, Brevard	1
Puerto Rico, Unknown	1
Randolph, Orange	1
Rivera Beach, Palm Beach	1
Powell, Lee	1
Seffener, Hillsborough	1
Seminole, Lee	1
Saint Augustine, Flagler	1
Saint Petersburg, Charlotte	1
Westlake Village, Unknown	1
White Plains, Broward	1
Whites Creek, Leon	1
Watersound, Bay	1
University Of Central Florida, Lee	1
Ventura, Orange	1
Unk, Duval	1
Unknown Out Of Area, St. Lucie	1
Toms River, Lee	1
Tourist, Dade	1
Trenton, Dixie	1
Unknown, Unknown	1
Stuart, Palm Beach	1
Sunrise, Dade	1
Tallahassee, Gadsden	1
Tallahassee, Madison	1
Cantonment, Santa Rosa	1
Clearwater, Leon	1

COVID-19: characteristics of 1,667,442 Florida resident cases

Data through Jan 28, 2021 verified as of Jan 29, 2021 at 09:25 AM

Data in this report are provisional and subject to change.

The table below includes the cities and counties of residence for cases in Florida residents based on the patient's ZIP Code. Note that city is not always received as part of the initial notification and may be missing while the case is being investigated.

City and county	Cases
Bradenton, Lee	1
Bradenton, Sarasota	1
Canton, Duval	1
Callahan, Duval	1
Bogota, Unknown	1
Atlanta, Walton	1
Attalla, Broward	1
Auburn, Palm Beach	1
Autagaville, Broward	1
Apopka, Volusia	1
Alachua, Suwannee	1
Alafaya, Broward	1
Alafaya, Pinellas	1
East Setauket, Palm Beach	1
El Dorado, Palm Beach	1
Dalecity, Okaloosa	1
Deerfield Beach, Polk	1
Crestview, Broward	1
Crystal River, Marion	1
Gainesville, Levy	1
Glen Cove, Unknown	1
Glen Saint Mary, Duval	1
Fellsmere, Brevard	1
Fleming Island, Duval	1
Florida City, Unknown	1
Jacksonville, Baker	1
Jacksonville, Marion	1
Irmo, Unknown	1
Key West, Palm Beach	1
Kilgore, Dade	1
Jupiter Inlet, Palm Beach	1
Jzx, Unknown	1
Land O Lakes, Unknown	1
Landolakes, Unknown	1
Lawton, Okaloosa	1
Lima, Manatee	1
Lima, Volusia	1
Maccleddy, Dixie	1
Madison, Jefferson	1
Maitland, Collier	1
Greensboro, Leon	1
Metter, Manatee	1
Lake Forest, Collier	1
Miamiardens, Unknown	1
Miamksaohes, Dade	1
Monument, Broward	1
Mokena, Lee	1
Miami Dade, Unknown	1
Morrisville, Palm Beach	1
North Brunswick, St. Lucie	1
North Lauderdale, Unknown	1
Vernon, Walton	1
West Miami, Unknown	1
Whippany, Volusia	1
Waukesha, Volusia	1
Venezuela, Unknown	1
Xifamk, Dade	1
Windermere, Alachua	1
Winfield, Hillsborough	1

COVID-19: characteristics of 1,667,442 Florida resident cases

Data through Jan 28, 2021 verified as of Jan 29, 2021 at 09:25 AM

Data in this report are provisional and subject to change.

The table below includes the cities and counties of residence for cases in Florida residents based on the patient's ZIP Code. Note that city is not always received as part of the initial notification and may be missing while the case is being investigated.

City and county	Cases
Winter Garden, Unknown	1
Winter Park, Brevard	1
Ocala, Duval	1
Orem, Dade	1
Orlando, Citrus	1
Orlando, Collier	1
Orlando, Gadsden	1
Orlando, Hernando	1
Okeechobi, Unknown	1
North Porte, Unknown	1
Notrealville, Polk	1
Orlando, Walton	1
Oviedo, Lake	1
Orlando, St. Johns	1
Panomo City, Bay	1
Plantation, Leon	1
Pensacola, Dade	1
Pooler, Broward	1
Twentynine Palms, Broward	1
Surprise, Unknown	1
Syracuse, Unknown	1
Sarasota, Unknown	1
St Cloud, Orange	1
San Marcos, Unknown	1
Rye, Palm Beach	1
Saint Petersburg, Bay	1
Ridgewood, Lee	1
Roayl Palm Beach, Palm Beach	1
Roseville, Broward	1
Port St. Lucie, Unknown	1
Putnam, Putnam	1
Bonnie, St. Johns	1
Big Torch Key, Monroe	1
Black, Holmes	1
Boca Raton, Lee	1
Bonifay, Unknown	1
Apo, Collier	1
Apopka, Citrus	1
Apopka, Hillsborough	1
Arabi, Orange	1
Austin, Dade	1
Coal City, Pasco	1
Celebration, Orange	1
Chicago, Broward	1
Commerce Township, Manatee	1
Crawfordville, Alachua	1
Crescent City, Marion	1
Crestview, Unknown	1
Brownsville, Escambia	1
Bryant, Palm Beach	1
Boys Ranch, Suwannee	1
Addison, Pasco	1
Gwynn Oak, Polk	1
Fort Pierce, Brevard	1
Delray Beach, Broward	1
Eureka, Flagler	1
Fort Worth, Broward	1
Franklin, Orange	1
Gainesville, Santa Rosa	1

COVID-19: characteristics of 1,667,442 Florida resident cases

Data through Jan 28, 2021 verified as of Jan 29, 2021 at 09:25 AM

Data in this report are provisional and subject to change.

The table below includes the cities and counties of residence for cases in Florida residents based on the patient's ZIP Code. Note that city is not always received as part of the initial notification and may be missing while the case is being investigated.

City and county	Cases
Oviedo, Orange	1
Pace, Escambia	1
Painted Post, Pasco	1
Palatka, Marion	1
Newaygo, Charlotte	1
North Port, Charlotte	1
Milford, Bay	1
Milford, Unknown	1
Mattoon, Lee	1
Na, Dade	1
Naples, Leon	1
Naples, Unknown	1
Los Angeles, Orange	1
Maitland, Palm Beach	1
Marathon Shores, Monroe	1
Marco Island, Lee	1
Marianna, Leon	1
Marianna, Washington	1
Mary Esther, Hillsborough	1
Littleton, St. Johns	1
Lake Worth, Unknown	1
Lake Como, Nassau	1
Lake In The Hills, Broward	1
Indianapolis, Lee	1
Jupiter, Pinellas	1
Kansas City, Palm Beach	1
Winter Springs, Polk	1
Youngstown, Washington	1
Winnetka, Dade	1
Winter Garden, Osceola	1
Winter Park, Duval	1
Winter Park, Palm Beach	1
Roswell, Bay	1
Ruskin, Dade	1
Ruskin, Manatee	1
Scottsdale, Brevard	1
Saint Petersburg, Duval	1
Saint Petersburg, Manatee	1
Pompano Beach, Dade	1
Pompano Beach, Osceola	1
Plymouth, Pasco	1
Port Saint Lucie, Marion	1
Port St Luice, Unknown	1
Port Charlotte, Lee	1
Pembroke Pines, Unknown	1
Pensacola Naval Hospital, Escambia	1
Tavares, Unknown	1
Temple, Palm Beach	1
St Peterburg, Orange	1
Stiamk, Dade	1
Sun City Center, Lee	1
Surfside Beach, Orange	1
Wabasha, Clay	1
Unknown, Duval	1
Upland, Manatee	1
West Hollywood, Broward	1
Waverly, Duval	1
Weston, Unknown	1
Wildwood, Lee	1

COVID-19: characteristics of 1,667,442 Florida resident cases

Data through Jan 28, 2021 verified as of Jan 29, 2021 at 09:25 AM

Data in this report are provisional and subject to change.

The table below includes the cities and counties of residence for cases in Florida residents based on the patient's ZIP Code. Note that city is not always received as part of the initial notification and may be missing while the case is being investigated.

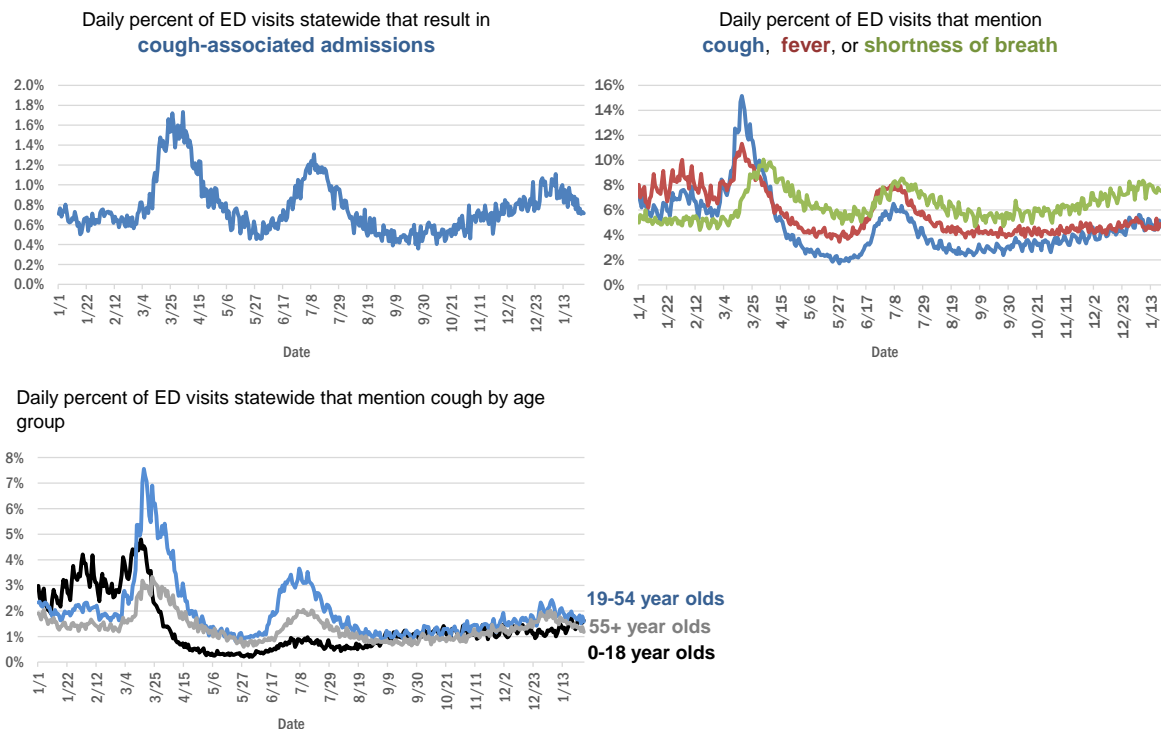
City and county	Cases
West Palm Beach, Unknown	1
Total	1,667,442

COVID-19: additional surveillance information

Data through Jan 28, 2021 verified as of Jan 29, 2021 at 09:25 AM

Data in this report are provisional and subject to change.

Statewide emergency department (ED) chief complaint and admission data



The Electronic Surveillance System for the Early Notification of Community-Based Epidemics (ESSENCE-FL) includes chief complaint data from 211 of 211 Florida EDs. Data are transmitted electronically to ESSENCE-FL daily or hourly.

COVID-19: testing by laboratory

Data through Jan 28, 2021 verified as of Jan 29, 2021 at 09:25 AM

Data in this report are provisional and subject to change.

The numbers in the table below represent the number of Florida and non-Florida residents for whom test results were received by the Department of Health. A person can be tested by more than one laboratory and can have both positive and negative results. **Therefore, the sum of the numbers in each column will be larger than the total number of people tested.**

Reporting lab	Inconclusive	Negative	Positive	Percent positive	Total
LABORATORY CORPORATION OF AMERICA	2,367	1,467,567	200,414	12%	1,670,348
QUEST DIAGNOSTICS	10,904	1,273,466	188,394	13%	1,472,764
CURATIVE LABS	12,209	1,259,812	188,816	13%	1,460,837
BIO REFERENCE LABORATORIES, INC	7,465	858,443	164,686	16%	1,030,594
REALTOX LABS LLC	5,832	547,386	89,463	14%	642,681
HELIX	6,458	486,165	85,481	15%	578,104
GENETWORK	661	390,605	32,946	8%	424,212
CDR MAGUIRE - HEALTH CARE CENTER		338,628	51,525	13%	390,153
RCA LABORATORY SERVICES, LLC		311,850	32,718	9%	344,568
NOMI_HEALTH	1,427	257,035	40,791	14%	299,253
EAST FLORIDA STATE COLLEGE - BREVARD		212,888	26,986	11%	239,874
IMPACT HEALTH BIOMETRIC TESTING, INC	1,009	197,719	22,847	10%	221,575
NOMI HEALTH LAB SERVICES		172,668	19,725	10%	192,393
BPHL-JACKSONVILLE	18	147,755	26,790	15%	174,563
MAKO GENOMICS	6,925	128,632	23,240	15%	158,797
ADVENTHEALTH LAB	99	133,376	17,225	11%	150,700
ELABNETWORK	1,058	135,935	11,583	8%	148,576
MAYO CLINIC LABORATORIES	323	127,225	16,421	11%	143,969
FULGENT DIAGNOSTICS LABORATORY	2,584	121,247	13,468	10%	137,299
PWNHEALTH	736	118,308	16,620	12%	135,664
NORTHWEST LABORATORY	246	121,040	6,471	5%	127,757
BPHL-MIAMI	225	107,553	18,487	15%	126,265
BAYCARE LABORATORIES LLC	529	114,937	10,448	8%	125,914
MEMORIAL REGIONAL HOSPITAL SOUTH	25	100,975	20,781	17%	121,781
ASCENSION SACRED HEART HOSPITAL - PENSACOLA	2	102,990	16,337	14%	119,329
BIOCOLLECTIONS WORLDWIDE, INC	708	102,707	12,991	11%	116,406
ADVENT HEALTH LAB	112	101,260	13,957	12%	115,329
MEDICAL DIAGNOSTIC LABORATORIES	973	98,487	14,205	12%	113,665
ORLANDO HEALTH SYSTEM	656	100,140	10,551	9%	111,347
CB SMITH PARK		96,522	12,798	12%	109,320
KORVALABS, INC	1,285	91,350	4,692	5%	97,327
UF HEALTH MEDICAL LAB	33	88,940	8,130	8%	97,103
BPHL-TAMPA (SPECTRUM BLVD)	45	78,918	14,885	16%	93,848
AKESOGEN		77,067	14,789	16%	91,856
TESTING MATTERS INC	334	77,939	12,680	14%	90,953
TAMPA GENERAL HOSPITAL	4	81,761	7,865	9%	89,630
DIATHERIX LABORATORIES (VRL EUOFINS)		76,026	11,592	13%	87,618
SUNPATH MEDICAL DIAGNOSTICS LABORATORY	768	74,910	11,575	13%	87,253
BAPTIST HEALTH SOUTH FLORIDA	305	65,239	10,499	14%	76,043
ASCENSION ST VINCENT'S - RIVERSIDE	1	61,335	9,127	13%	70,463
JACKSON MEMORIAL HOSPITAL CLINICAL LAB	79	54,831	10,284	16%	65,194
LAKELAND REGIONAL MEDICAL CENTER	129	55,861	7,463	12%	63,453
SOUTH MIAMI HOSPITAL LAB	332	53,968	7,990	13%	62,290
AEGIS SCIENCES CORPORATION	488	51,544	9,720	16%	61,752
UF HEALTH SHANDS HOSPITAL	405	53,926	4,045	7%	58,376
AIT LABORATORIES		48,078	5,907	11%	53,985

COVID-19: testing by laboratory

Data through Jan 28, 2021 verified as of Jan 29, 2021 at 09:25 AM

Data in this report are provisional and subject to change.

The numbers in the table below represent the number of Florida and non-Florida residents for whom test results were received by the Department of Health. A person can be tested by more than one laboratory and can have both positive and negative results. **Therefore, the sum of the numbers in each column will be larger than the total number of people tested.**

Reporting lab	Inconclusive	Negative	Positive	Percent positive	Total
ARUP LABORATORIES	16	50,038	2,919	6%	52,973
AMERICAN HEALTH ASSOCIATES	9	46,979	3,587	7%	50,575
INGENIOUS PERSONALIZED MEDICINE	162	40,625	8,648	17%	49,435
APPLIED INGENUITY DIAGNOSTICS LLC		45,451	2,053	4%	47,504
VIRACOR EUROFINs		35,333	9,792	22%	45,125
BAPTIST HEALTH - JACKSONVILLE	4	41,456	3,445	8%	44,905
TALLAHASSEE MEMORIAL HOSPITAL	224	39,462	5,028	11%	44,714
GENESIS REFERENCE LABORATORIES		37,040	4,385	11%	41,425
SARASOTA MEMORIAL HOSPITAL MAIN LAB	12	35,215	3,244	8%	38,471
BROWARD GENERAL MEDICAL CENTER-CLINICAL LAB	2	33,671	3,600	10%	37,273
MILLENNIUM PHYSICIAN GROUP	17	31,009	6,001	16%	37,027
ORANGE COUNTY CONVENTION CENTER		33,330	3,684	10%	37,014
LEE HEALTH - CAPE CORAL HOSPITAL	3	30,801	5,174	14%	35,978
MIAMI DADE COUNTY		32,093	3,528	10%	35,621
FLORIDA HOSPITAL - TAMPA	37	32,433	2,891	8%	35,361
NICKLAUS CHILDREN'S HOSPITAL	62	30,774	4,522	13%	35,358
UNIVERSITY OF MIAMI HOSPITAL	32	31,322	3,319	10%	34,673
WALGREENS	34	28,670	5,297	16%	34,001
UF HEALTH JACKSONVILLE	47	29,653	3,534	11%	33,234
ADVENTIST HEALTH SYSTEMS SUNBELT INC DBA		29,291	3,294	10%	32,585
ECCO LAB GROUP CO	480	27,199	4,429	14%	32,108
DWIC OF TAMPA BAY INC		27,791	3,153	10%	30,944
NORTH FLORIDA REGIONAL MEDICAL CENTER		24,533	3,073	11%	27,606
ST JOSEPHS HOSPITAL LABORATORY	23	23,909	3,198	12%	27,130
JUPITER MEDICAL CENTER LAB	74	24,505	2,362	9%	26,941
MOUNT SINAI MEDICAL CENTER	9	24,255	2,663	10%	26,927
BRANDON REGIONAL HOSPITAL		23,421	3,196	12%	26,617
PALMETTO GENERAL HOSPITAL LAB	3	20,216	4,249	17%	24,468
JFK MEDICAL CENTER LAB	1	21,507	2,831	12%	24,339
STS LAB 2 LLC	6	22,207	1,148	5%	23,361
ACCESS DX LABORATORY	212	20,885	2,039	9%	23,136
INTEGRATED REGIONAL LABORATORIES LLP	1	19,543	3,290	14%	22,834
WATSON CLINIC LLP		18,165	4,300	19%	22,465
STATLAB_MOBILE	1	19,968	2,019	9%	21,988
MINUTECLINIC LLC		18,243	3,472	16%	21,715
MEDFAST URGENT CARE CENTERS, LLC	11	18,414	2,934	14%	21,359
HOLY CROSS HOSPITAL CLINICAL LAB	1	19,480	1,760	8%	21,241
AVENTUS BIO LABS	16	18,403	2,717	13%	21,136
HEALTHLINK DIAGNOSTIC LABORATORIES	279	18,595	2,185	10%	21,059
PANCARE OF FLORIDA INC		18,709	2,222	11%	20,931
NAPLES COMMUNITY HOSPITAL	67	18,888	1,956	9%	20,911
MORTON PLANT HOSPITAL-ADLER INSTITUTE	26	18,509	2,188	11%	20,723
ADVENT HEALTH - DAYTONA BEACH	32	18,890	1,611	8%	20,533
LAB DIAGNOSTICS LLC	383	14,811	5,269	26%	20,463

COVID-19: testing by laboratory

Data through Jan 28, 2021 verified as of Jan 29, 2021 at 09:25 AM

Data in this report are provisional and subject to change.

The numbers in the table below represent the number of Florida and non-Florida residents for whom test results were received by the Department of Health. A person can be tested by more than one laboratory and can have both positive and negative results. **Therefore, the sum of the numbers in each column will be larger than the total number of people tested.**

Reporting lab	Inconclusive	Negative	Positive	Percent positive	Total
EXACT SCIENCES LABORATORIES		17,903	2,273	11%	20,176
GENESIS MEDICAL LABORATORY	239	16,349	3,221	16%	19,809
INFINITY BIOLOGIX LLC	54	18,735	817	4%	19,606
PATIENTS FIRST LAKE ELLA MEDICAL CENTER PA		16,476	3,088	16%	19,564
NIGHT LITE PEDIATRIC CENTER LLC		17,202	2,222	11%	19,424
MALABAR MEDICAL WALK IN CLINIC		16,242	3,164	16%	19,406
DRS CLACK SPENCER WHITE & MCCORMACK PA D/B/A		17,531	1,859	10%	19,390
SAINT MARY'S MEDICAL CENTER	24	16,858	1,995	11%	18,877
AHALABS		17,083	1,304	7%	18,387
HEALTH CENTER AT SINAI RESIDENCES		16,932	506	3%	17,438
BIOCERNA LABS	461	14,582	2,112	12%	17,155
UNITED CLINICAL LABORATORY LLC	2	14,781	2,046	12%	16,829
WELLINGTON REGIONAL MED CTR LAB	6	14,468	1,793	11%	16,267
BAYFRONT HEALTH - ST PETERSBURG	17	13,865	2,209	14%	16,091
LEESBURG REGIONAL MEDICAL CENTER		14,130	1,951	12%	16,081
OSCEOLA REGIONAL MEDICAL CENTER	1	13,890	2,070	13%	15,961
CLEVELAND CLINIC HOSPITAL LAB	4	13,774	1,957	12%	15,735
HOMESTEAD HOSPITAL CLINICAL LABORATORY	27	12,606	2,721	18%	15,354
MEMORIAL HOSPITAL JACKSONVILLE	8	12,710	2,536	17%	15,254
CLEVELAND CLINIC TRADITION HOSPITAL		13,768	1,045	7%	14,813
INDIAN RIVER MEDICAL CENTER LAB		13,669	851	6%	14,520
ORANGE PARK MEDICAL CENTER	9	11,748	2,432	17%	14,189
NORTHWEST MEDICAL CENTER	1	12,416	1,759	12%	14,176
VISTA CLINICAL DIAGNOSTICS	451	11,815	1,463	11%	13,729
BETHESDA HOSPITAL EAST		12,475	1,245	9%	13,720
PRIVA PATH LABS	68	12,774	840	6%	13,682
INDIAN RIVER PATHOLOGY LLC		12,513	1,138	8%	13,651
DELRAY MEDICAL CENTER LAB	3	12,250	1,397	10%	13,650
ACCESS MEDICAL LABORATORIES	4	6,956	6,642	49%	13,602
OAK HILL HOSPITAL		12,049	1,541	11%	13,590
WEST KENDALL BAPTIST HOSPITAL	10	10,942	2,611	19%	13,563
MEMORIAL REGIONAL HOSPITAL CLINICAL LABORATORY	10	12,540	868	6%	13,418
LEE HEALTH - LEE MEMORIAL HOSPITAL		9,889	3,406	26%	13,295
LAWNWOOD REGIONAL MEDICAL CENTER	1	11,404	1,839	14%	13,244
CLARITY LAB SOLUTIONS	74	11,651	1,495	11%	13,220
BAPTIST HEALTHCARE - BAPTIST HOSPITAL	5	10,194	2,800	22%	12,999
BAPTIST HEALTH - SOUTH		11,814	1,061	8%	12,875
LARGO MEDICAL CENTER		11,194	1,438	11%	12,632
NONA SCIENTIFIC	5	9,520	3,077	24%	12,602
WINTER HAVEN HOSPITAL CLINICAL LABORATORY	4	10,662	1,930	15%	12,596
UHEALTH CORAL GABLES/LENNAR MED CTR	4	11,739	667	5%	12,410
CARDIOPATH	84	10,515	1,576	13%	12,175
LAKE CITY HM		11,147	988	8%	12,135
WEST FLORIDA HOSPITAL LAB		9,314	2,703	22%	12,017

COVID-19: testing by laboratory

Data through Jan 28, 2021 verified as of Jan 29, 2021 at 09:25 AM

Data in this report are provisional and subject to change.

The numbers in the table below represent the number of Florida and non-Florida residents for whom test results were received by the Department of Health. A person can be tested by more than one laboratory and can have both positive and negative results. **Therefore, the sum of the numbers in each column will be larger than the total number of people tested.**

Reporting lab	Inconclusive	Negative	Positive	Percent positive	Total
ST ANTHONY'S HOSPITAL LAB	30	10,578	1,390	12%	11,998
FLORIDA HOSPITAL WATERMAN LABORATORY	70	10,997	860	7%	11,927
BINAXNOW	9	9,062	2,712	23%	11,783
GOOD SAMARITAN MEDICAL CENTER LAB	2	10,196	1,533	13%	11,731
ST MARKS HOSPITAL LABORATORY B	78	10,627	1,002	9%	11,707
WESTSIDE REGIONAL MED CTR	2	9,979	1,704	15%	11,685
MEDICAL CENTER OF TRINITY CLINICAL LABORATORY	2	10,294	1,277	11%	11,573
PALMS WEST HOSPITAL LAB	2	9,878	1,671	14%	11,551
PWN HEALTH	17	9,468	2,061	18%	11,546
MERCY HOSPITAL A CAMPUS OF PLANTATION GEN HOSP LAB	1	9,510	1,849	16%	11,360
GULF COAST MEDICAL CENTER MICROLAB		8,798	2,497	22%	11,295
THE HEALTHCARE DISTRICT OF PALM BEACH COUNTY	40	9,735	1,419	13%	11,194
REGIONAL MEDICAL CENTER BAYONET POINT	2	10,177	905	8%	11,084
ST JOSEPHS HOSPITAL	18	9,529	1,407	13%	10,954
THE VILLAGES REGIONAL HOSPITAL		9,781	1,095	10%	10,876
ADVENTHEALTH CENTRA CARE LAKE BUENA VISTA		9,656	1,169	11%	10,825
CAPITAL REGIONAL MEDICAL CTR		8,604	2,196	20%	10,800
COAST DIAGNOSTICS LLC	45	9,451	1,071	10%	10,567
LARKIN COMMUNITY HOSPITAL	10	9,136	1,416	13%	10,562
CORAL GABLES HOSPITAL CLINICAL LABORATORY		8,829	1,726	16%	10,555
GENOVA DIAGNOSTICS LABORATORY	49	9,613	891	8%	10,553
AVENTURA HOSPITAL LAB		8,539	2,012	19%	10,551
HALIFAX MEDICAL CENTER LAB	36	8,915	1,575	15%	10,526
LARKIN COMMUNITY HOSPITAL INC DBA CARDIOTROPIC		6,820	3,621	35%	10,441
MEASE COUNTRYSIDE LAB	14	9,266	1,107	11%	10,387
WEST BOCA MEDICAL CENTER LAB		9,593	773	7%	10,366
FLORIDA LABORATORY ANALYSIS		9,085	1,252	12%	10,337
BLAKE MEDICAL CENTER		8,937	1,322	13%	10,259
MANATEE MEMORIAL HOSPITAL		9,324	869	9%	10,193
NEMOURS CHILDRENS HOSPITAL	1	9,592	585	6%	10,178
LEE HEALTH - HEALTH PARK MEDICAL CENTER		8,442	1,713	17%	10,155
PALM BEACH GARDENS MEDICAL CTR LAB		9,011	970	10%	9,981
PATHNOSTICS	40	7,655	2,233	22%	9,928
BAPTIST HEALTH SOUTH FLORIDA - WEST KENDALL URGENT CARE		8,302	1,609	16%	9,911
SRQ DRIVE THROUGH		8,944	905	9%	9,849
PALM BEACH BALL PARK		8,605	1,004	10%	9,609
AVECINA	17	8,860	690	7%	9,567
FLORIDA HOSPITAL HEARTLAND MED CTR CLINICAL LAB	33	8,234	1,260	13%	9,527
LAKE CITY MEDICAL CENTER		7,392	2,046	22%	9,438
ADVENT HEALTH - WESLEY CHAPEL	14	8,534	888	9%	9,436
BOSTON HEART DIAGNOSTICS CORP		8,044	1,188	13%	9,232
P4 CLINICAL, LLC	190	8,033	900	10%	9,123
DOCTORS HOSPITAL	7	7,506	1,504	17%	9,017
AVECINA MEDICAL	4	6,174	2,817	31%	8,995
VIKOR SCIENTIFIC	29	7,282	1,581	18%	8,892
PLANTATION GENERAL HOSPITAL		7,486	1,378	16%	8,864

COVID-19: testing by laboratory

Data through Jan 28, 2021 verified as of Jan 29, 2021 at 09:25 AM

Data in this report are provisional and subject to change.

The numbers in the table below represent the number of Florida and non-Florida residents for whom test results were received by the Department of Health. A person can be tested by more than one laboratory and can have both positive and negative results. **Therefore, the sum of the numbers in each column will be larger than the total number of people tested.**

Reporting lab	Inconclusive	Negative	Positive	Percent positive	Total
LABSTAT LLC	3	8,409	422	5%	8,834
PRECISION HEALTH RESOURCES LLC		8,208	553	6%	8,761
FLORIDA MEDICAL CENTER - A CAMPUS OF NORTH SHORE	2	7,638	1,036	12%	8,676
LEON MEDICAL CENTERS LLC		6,715	1,905	22%	8,620
CENTRAL FLORIDA REGIONAL HOSPITAL		7,616	899	11%	8,515
NORTHSIDE HOSPITAL AND HEART INSTITUTE		7,625	877	10%	8,502
AMERICAN FAMILY CARE		4,499	3,962	47%	8,461
CORAL SPRINGS MED CTR		7,623	818	10%	8,441
AVECINA MEDICAL OAKLEAF	3	6,977	1,330	16%	8,310
FLORIDA HOSPITAL DELAND	10	7,173	1,064	13%	8,247
INFORM DIAGNOSTICS, INC		7,757	468	6%	8,225
FLORIDA HOSPITAL FLAGLER	29	7,418	679	8%	8,126
ALL CHILDREN'S HOSPITAL		7,507	544	7%	8,051
ADVENTHEALTH CENTRA CARE WATERFORD LAKES		6,630	1,343	17%	7,973
SARKIS CLINICAL TRIALS	21	6,882	1,054	13%	7,957
EXPRESS GENE MOLECULAR DIAGNOSTICS LABORATORY		6,652	1,270	16%	7,922
NORTH SHORE MEDICAL CENTER		6,507	1,321	17%	7,828
BROWARD HEALTH NORTH CLINICAL LABORATORY		6,901	879	11%	7,780
OCALA REGIONAL MEDICAL CENTER		6,747	1,027	13%	7,774
FLORIDA HOSPITAL ZEPHYRHILLS	10	6,895	809	10%	7,714
BAPTIST HEALTH SOUTH FLORIDA - COUNTRY WALK URGENT CARE		6,328	1,321	17%	7,649
FLORIDA HOSPITAL OF CARROLLWOOD	23	6,509	1,063	14%	7,595
CernerELR_Baycare	39	7,004	550	7%	7,593
NCH NORTH NAPLES HOSPITAL LAB	15	6,733	829	11%	7,577
WEST PALM HOSPITAL LAB		6,941	619	8%	7,560
MOLECULAR INFECTIOUS DISEASES	13	7,432	93	1%	7,538
LEE HEALTH - GULF COAST MEDICAL CENTER	2	5,965	1,557	21%	7,524
SOUTH BAY HOSPITAL CLINICAL LAB	1	6,642	807	11%	7,450
KD MEDICAL CHOICE LLC	5	6,684	708	10%	7,397
MEDARBOR DIAGNOSTICS	1	6,312	1,081	15%	7,394
NCF DIAGNOSTICS & DNA TECHNOLOGIES LAB	124	6,818	413	6%	7,355
CLEVELAND CLINIC MARTIN SOUTH HOSPITAL	1	6,495	781	11%	7,277
ADVENTHEALTH CENTRA CARE ST CLOUD	1	6,097	1,026	14%	7,124
BAPTIST HEALTH - BEACHES		6,522	569	8%	7,091
CernerELR_Advent		6,060	999	14%	7,059
CernerELR_BaptistMiami	27	6,215	792	11%	7,034
MEMORIAL HOSPITAL WEST LABORATORY SERVICES	14	6,326	658	9%	6,998
NATIONWIDE LABORATORY SERVICES INC	229	5,769	990	14%	6,988
ISPM LABS, LLC DBA CAPSTONE DIAGNOSTICS, LLC		6,546	351	5%	6,897
POINCIANA MEDICAL CENTER		5,265	1,543	23%	6,808
LUMINUS DIAGNOSTICS		6,247	549	8%	6,796
BAPTIST HEALTH SOUTH FLORIDA - MIAMI LAKES URGENT CARE		5,320	1,468	22%	6,788
BAYCARE COMMUNITY HEALTH		6,565	173	3%	6,738
FULGENT DIAGNOSTICS	104	6,111	471	7%	6,686
MORTON PLANT-MEASE	5	5,997	610	9%	6,612
MEMORIAL HOSPITAL MICRO		6,125	470	7%	6,595

COVID-19: testing by laboratory

Data through Jan 28, 2021 verified as of Jan 29, 2021 at 09:25 AM

Data in this report are provisional and subject to change.

The numbers in the table below represent the number of Florida and non-Florida residents for whom test results were received by the Department of Health. A person can be tested by more than one laboratory and can have both positive and negative results. **Therefore, the sum of the numbers in each column will be larger than the total number of people tested.**

Reporting lab	Inconclusive	Negative	Positive	Percent positive	Total
WEST MARION COMMUNITY HOSPITAL LAB		5,497	1,079	16%	6,576
ARCPPOINT LABS OF FORT MYERS	4	5,731	836	13%	6,571
VISTA CLINICAL	8	3,833	2,708	41%	6,549
ANNE BATES LEACH EYE HOSPITAL/ ABLEH MICROBIOLOGY LABORATORY		6,415	97	1%	6,512
CLEVELAND CLINIC MARTIN NORTH HOSPITAL		5,674	761	12%	6,435
MEDEXPRESS URGENT CARE	2	4,356	2,058	32%	6,416
LAKEWOOD RANCH MEDICAL CENTER		5,895	510	8%	6,405
SANTA ROSA MEDICAL CENTER		5,138	1,197	19%	6,335
FLORIDA HOSPITAL FISH MEMORIAL	19	5,386	919	15%	6,324
ST LUCIE MEDICAL CENTER		5,059	1,249	20%	6,308
H LEE MOFFITT CANCER CENTER LABORATORY	1	6,097	187	3%	6,285
BAPTIST HEALTH SOUTH FLORIDA - WESTCHESTER URGENT CARE		4,947	1,115	18%	6,062
AVERO DIAGNOSTICS - IRVING	7	5,551	417	7%	5,975
SYNERGY LABORATORIES	7	5,138	796	13%	5,941
ADVENTHEALTH CENTRA CARE WINTER GARDEN	1	5,211	639	11%	5,851
BAYFRONT HEALTH - VENICE REGIONAL MEDICAL	1	5,338	505	9%	5,844
UNKNOWN	3	3,183	2,654	45%	5,840
ST JOSEPHS NORTH HOSPITAL LAB	7	5,022	791	14%	5,820
HIALEAH HOSPITAL	4	4,504	1,303	22%	5,811
BAPTIST HEALTH SOUTH FLORIDA - DORAL URGENT CARE		4,613	1,185	20%	5,798
FLORIDA HOSPITAL OCALA		4,991	737	13%	5,728
GENE BY GENE, GENOMICS RESEARCH CENTER LAB	43	5,383	301	5%	5,727
ADVENTHEALTH CENTRA CARE CLERMONT		4,850	864	15%	5,714
ADVENTHEALTH CENTRA CARE WINTER PARK		5,120	545	10%	5,665
MEDRITE MEDICAL CARE, PC	2,650	2,696	315	6%	5,661
ADVENTHEALTH CENTRA CARE UNIVERSITY	1	4,987	670	12%	5,658
OVIEDO MEDICAL CENTER		5,053	588	10%	5,641
BAPTIST HEALTH - NASSAU		5,290	301	5%	5,591
IMPERIAL POINT MEDICAL CENTER		5,103	463	8%	5,566
SYNERGY DIAGNOSTIC LABORATORY	85	4,783	576	11%	5,444
HOLIDAY CVS LLC		5,199	243	4%	5,442
SOLARIS DIAGNOSTICS	9	4,833	537	10%	5,379
ADVENTHEALTH CENTRA CARE DR PHILLIPS		4,882	484	9%	5,366
ADVENTHEALTH CENTRA CARE HUNTERS CREEK	3	4,598	762	14%	5,363
TROPICANA FIELD - LOT 2	19	4,853	477	9%	5,349
HEALTHQUEST ESOTERICS		4,111	1,204	23%	5,315
FORT WALTON BEACH MEDICAL CENTER		4,501	790	15%	5,291
ST PETERSBURG GENERAL HOSPITAL		4,417	840	16%	5,257
MARTIN HOSPITAL SOUTH LAB		4,966	282	5%	5,248
SUNRISE MEDICAL LABORATORIES	2	4,886	351	7%	5,239
SOUTH FLORIDA BAPTIST HOSPITAL MICRO	4	4,304	800	16%	5,108
BAPTIST HEALTH SOUTH FLORIDA - PEMBROKE PINES URGENT CARE		4,265	824	16%	5,089
TRINITY SPRINGS		4,357	729	14%	5,086
ADVENTHEALTH CENTRA CARE LEE ROAD		4,554	508	10%	5,062
ADVENTHEALTH CENTRA CARE LAKELAND	1	4,303	674	14%	4,978
ATLANTIS URGENT CARE	1	3,552	1,425	29%	4,978

COVID-19: testing by laboratory

Data through Jan 28, 2021 verified as of Jan 29, 2021 at 09:25 AM

Data in this report are provisional and subject to change.

The numbers in the table below represent the number of Florida and non-Florida residents for whom test results were received by the Department of Health. A person can be tested by more than one laboratory and can have both positive and negative results. **Therefore, the sum of the numbers in each column will be larger than the total number of people tested.**

Reporting lab	Inconclusive	Negative	Positive	Percent positive	Total
BAYFRONT HEALTH - PORT CHARLOTTE		4,542	419	8%	4,961
FLORIDA HOSPITAL NORTH PINELLAS	11	4,544	402	8%	4,957
ADVENTHEALTH CENTRA CARE LAKE MARY	2	4,163	623	13%	4,788
BAPTIST HEALTH SOUTH FLORIDA - CORAL SPRINGS URGENT CARE		4,097	668	14%	4,765
MEDEXPRESS URGENT CARE OF BOYNTON BEACH LLC		4,470	268	6%	4,738
COMMUNITY HEALTH CENTERS OF PINELLAS INC		3,716	998	21%	4,714
CLINICAL REFERENCE LABORATORY	2	4,472	223	5%	4,697
DOCTORS URGENT CARE LLC	1	3,812	878	19%	4,691
ADVENTHEALTH CENTRA CARE SANFORD		4,151	537	11%	4,688
ACUTIS DIAGNOSTICS	16	3,772	881	19%	4,669
ADVENTHEALTH CENTRA CARE MOUNT DORA		3,855	807	17%	4,662
MEDICAL DNA LABS LLC	2	4,233	390	8%	4,625
ADVENTHEALTH CENTRA CARE KISSIMMEE		4,135	475	10%	4,610
MEDEXPRESS URGENT CARE HUDSON		3,989	603	13%	4,592
NIGHT LITE PEDIATRICS	4	3,338	1,245	27%	4,587
PUTNAM COMMUNITY MEDICAL CENTER		3,961	621	14%	4,582
EGLIN AIR FORCE BASE	12	3,296	1,253	27%	4,561
SUNCOAST PATHOLOGY ASSOCIATES		4,165	382	8%	4,547
ANGEL KIDS PEDIATRICS		4,211	273	6%	4,484
MOFFITT CANCER CENTER	6	4,366	93	2%	4,465
EMPIRE CITY LABORATORIES INC	46	3,791	623	14%	4,460
ADVENTHEALTH CENTRA CARE APOPKA	1	3,847	610	14%	4,458
UNIVERSITY HOSPITAL AND MEDICAL CENTER		3,396	1,043	23%	4,439
ADVENTIST HEALTH SYSTEMS, SUNBELT INC		3,880	533	12%	4,413
PARAMOUNT URGENT CARE		2,132	2,272	52%	4,404
BAPTIST HEALTH - NORTH		3,372	983	23%	4,355
NORTHWEST FLORIDA COMMUNITY HOSPITAL	27	2,987	1,260	29%	4,274
INDIAN RIVER MEDICAL CENTER		3,585	673	16%	4,258
ADVENTHEALTH CENTRA CARE ALTAMONTE		3,703	534	13%	4,237
COASTAL MED URGENT CARE		2,816	1,416	33%	4,232
MICROGEN DX	3	3,571	630	15%	4,204
DOCTORS URGENT CARE OF LUTZ LLC	1	3,310	855	21%	4,166
QDX PATHOLOGY SERVICES	2	3,813	338	8%	4,153
PALMS OF PASADENA HOSPITAL		3,671	469	11%	4,140
BAPTIST HEALTH SOUTH FLORIDA - TAMiami TRAIL URGENT CARE		3,311	819	20%	4,130
URGENT CARE CURE	2	3,525	570	14%	4,097
MEASE DUNEDIN HOSPITAL	5	3,668	387	10%	4,060
NIGHT LITE PEDIATRICS URGENT CARE	1	3,413	636	16%	4,050
WESTCHESTER HOSPITAL	23	3,214	782	19%	4,019
THE CENTER FOR URGENT CARE	3	3,324	691	17%	4,018
BAPTIST HEALTH SOUTH FLORIDA - CORAL GABLES (UNIVERSITY) URGENT CARE		3,486	514	13%	4,000
PHYSICIANS REGIONAL MEDICAL CENTER - PINE RIDGE RD	1	3,263	717	18%	3,981
AHCC WESLEY CHAPEL		3,542	413	10%	3,955
ADVENTHEALTH CENTRA CARE AZALEA PARK		3,370	583	15%	3,953
DOCTORS HOSPITAL OF SARASOTA CLINICAL LABORATORY		3,431	518	13%	3,949
BAPTIST HEALTH SOUTH FLORIDA - PINECREST URGENT CARE		3,398	541	14%	3,939

COVID-19: testing by laboratory

Data through Jan 28, 2021 verified as of Jan 29, 2021 at 09:25 AM

Data in this report are provisional and subject to change.

The numbers in the table below represent the number of Florida and non-Florida residents for whom test results were received by the Department of Health. A person can be tested by more than one laboratory and can have both positive and negative results. **Therefore, the sum of the numbers in each column will be larger than the total number of people tested.**

Reporting lab	Inconclusive	Negative	Positive	Percent positive	Total
RAULERSON HOSPITAL		3,238	699	18%	3,937
MEDEXPRESS URGENT CARE - ESTERO		3,533	396	10%	3,929
BAPTIST HEALTH SOUTH FLORIDA - KENDALE LAKES URGENT CARE		3,130	791	20%	3,921
ADVENTHEALTH CENTRA CARE PORT ORANGE		3,235	681	17%	3,916
ADVENTHEALTH CENTRA CARE OVIEDO		3,343	560	14%	3,903
NCH DOWNTOWN NAPLES HOSPITAL	11	3,410	479	12%	3,900
PRO CLINIC		3,007	870	22%	3,877
BAPTIST HEALTH SOUTH FLORIDA - CORAL GABLES URGENT CARE		3,212	643	17%	3,855
HEALTH FIRST ADVENTHEALTH CENTRA CARE GATEWAY	1	3,431	365	10%	3,797
TALLAHASSEE PRIMARY CARE ASSOCIATES		3,259	495	13%	3,754
NCH NORTH NAPLES HOSPITAL	6	3,161	531	14%	3,698
HEALTH FIRST ADVENTHEALTH CENTRA CARE TITUSVILLE		3,299	398	11%	3,697
GENESIS DIAGNOSTICS		3,458	236	6%	3,694
ADVENTHEALTH CENTRA CARE SOUTH ORANGE		3,146	544	15%	3,690
BAPTIST HEALTH SOUTH FLORIDA - PALMETTO BAY URGENT CARE		3,095	594	16%	3,689
ADVENTHEALTH CENTRA CARE LONGWOOD		3,249	428	12%	3,677
MINUTECLINIC LLC #3703		3,067	605	16%	3,672
MINUTECLINIC		3,147	523	14%	3,670
ADVENTHEALTH CENTRA CARE ORANGE LAKE		3,233	419	11%	3,652
FLORIDA FAMILY LABORATORY, INC DBA	20	3,302	313	9%	3,635
CLARITY LAB SOLUTIONS LLC		3,608	4	0%	3,612
ADVENT HEALTH - HEART OF FLORIDA ER	1	3,072	528	15%	3,601
BETHESDA HOSPITAL WEST		3,247	350	10%	3,597
MEDEXPRESS URGENT CARE - ROYAL PALM BEACH		3,260	331	9%	3,591
MEDEXPRESS URGENT CARE - GOLDEN GATE		3,179	373	11%	3,552
ADVENTHEALTH CENTRA CARE LEESBURG		2,827	719	20%	3,546
MEDEXPRESS URGENT CARE PALM BEACH GARDENS		3,286	258	7%	3,544
MEMORIAL HOSPITAL- MIRAMAR	12	3,252	275	8%	3,539
ESCAMBIA COMMUNITY CLINICS INC	7	2,549	982	28%	3,538
TWIN CITIES HOSPITAL	1	3,075	448	13%	3,524
PEDIATRIC HEALTH CARE ALLIANCE PA		3,192	326	9%	3,518
US BIOTEK LABORATORIES	13	3,155	350	10%	3,518
BAYFRONT HEALTH - SEVEN RIVERS		3,181	317	9%	3,498
ADVENTHEALTH CENTRA CARE SAND LAKE		3,151	346	10%	3,497
BAYA PHARMACY & URGENT CARE		2,485	973	28%	3,458
SIPARADIGM LLC	21	3,213	199	6%	3,433
ASCENSION SACRED HEART - EMERALD COAST		2,777	620	18%	3,397
MIDWAY SPECIALTY CARE CENTER DIAGNOSTICS	38	3,054	226	7%	3,318
BAPTIST HEALTH SOUTH FLORIDA - DAVIE URGENT CARE		2,720	552	17%	3,272
BAYFRONT HEALTH - BROOKSVILLE		2,842	400	12%	3,242
MEDEXPRESS URGENT CARE - LAKELAND		2,848	385	12%	3,233
DOCTORS TEST CENTERS		2,811	403	13%	3,214
PARAMOUNT URGENT CARE - WINDERMERE		1,969	1,186	38%	3,155
BAPTIST HEALTH SOUTH FLORIDA - WESTON URGENT CARE		2,741	354	11%	3,095
MEDCOMP SCIENCES LLC	33	1,481	1,564	51%	3,078
ADVENTHEALTH EXPRESS CARE		2,448	625	20%	3,073

COVID-19: testing by laboratory

Data through Jan 28, 2021 verified as of Jan 29, 2021 at 09:25 AM

Data in this report are provisional and subject to change.

The numbers in the table below represent the number of Florida and non-Florida residents for whom test results were received by the Department of Health. A person can be tested by more than one laboratory and can have both positive and negative results. **Therefore, the sum of the numbers in each column will be larger than the total number of people tested.**

Reporting lab	Inconclusive	Negative	Positive	Percent positive	Total
ENGLEWOOD COMMUNITY HOSPITAL		2,750	306	10%	3,056
LAKESIDE MEDICAL CENTER		2,380	676	22%	3,056
ADVENTHEALTH PROMPT CARE	1	2,129	904	30%	3,034
DESOTO MEMORIAL HOSPITAL	3	2,480	543	18%	3,026
LEE HEALTH CONVENIENT CARE - PAGE FIELD		2,553	469	16%	3,022
AMELIA URGENT CARE		1,544	1,472	49%	3,016
BARTOW REGIONAL MEDICAL CENTER	1	2,512	467	16%	2,980
ADVENTHEALTH CENTRA CARE COLONIAL TOWN	2	2,634	319	11%	2,955
PRECISION HEALTH SOLUTIONS		2,808	109	4%	2,917
STONE CLINICAL LABORATORIES		2,789	96	3%	2,885
VETERANS AFFAIRS MEDICAL CENTER - ORLANDO		1,343	1,533	53%	2,876
BAPTIST HEALTH URGENT CARE AT SAWGRASS		2,404	462	16%	2,866
WALGREENS ORLANDO	3	2,523	339	12%	2,865
BAPTIST HEALTH SOUTH FLORIDA - BRICKELL URGENT CARE		2,367	495	17%	2,862
EMERALD COAST URGENT CARE		2,135	708	25%	2,843
WALGREEN CO	2	2,522	318	11%	2,842
BAYFRONT HEALTH - PUNTA GORDA		2,632	205	7%	2,837
VENTURE MEDICAL OF FLORIDA LLC		2,613	224	8%	2,837
ACCU REFERENCE MEDICAL LAB	9	2,181	645	23%	2,835
HIGHLANDS REGIONAL MEDICAL CENTER		2,147	655	23%	2,802
FLORIDA COMMUNITY HEALTH CENTER		2,166	605	22%	2,771
MEDEXPRESS URGENT CARE CAPE CORAL		2,338	417	15%	2,755
SELECT LABORATORIES - MARION COUNTY, FL LLC	4	2,480	252	9%	2,736
INFINITY BIOLOGIX LLC (GINKO BIOWORKS)		2,671	58	2%	2,729
HEALTH FIRST ADVENTHEALTH CENTRA CARE COCOA		2,427	250	9%	2,677
BAYFRONT HEALTH - SPRING HILL		2,422	250	9%	2,672
CITRUS MEMORIAL HOSPITAL LABORATORY		2,239	404	15%	2,643
MEMORIAL HOSPITAL PEMBROKE	3	2,322	311	12%	2,636
HOLIDAY CVS LLC DBA CVS PHARMACY #5154		2,554	71	3%	2,625
BMCT Molecular Diagnostics Subsection		2,150	464	18%	2,614
MEDEXPRESS URGENT CARE - DELAND		2,305	270	10%	2,575
ADVENT HEALTH - OCALA		2,124	443	17%	2,567
MINUTECLINIC LLC # 0709		2,173	384	15%	2,557
PALMS MEDICAL GROUP	5	1,693	835	33%	2,533
SPORTS DRUG TESTING LABORATORY	46	2,381	89	4%	2,516
ADVENTHEALTH CENTRA CARE		2,150	351	14%	2,501
ADVENTIST HEALTH SYSTEMS SUNBELT IN DBA		2,243	238	10%	2,481
HEALTH FIRST ADVENTHEALTH CENTRA CARE MALABAR		2,212	247	10%	2,459
EMERALD COAST URGENT CARE LLC		1,804	653	27%	2,457
PHARMCO RX	2	2,236	199	8%	2,437
EMERALD COAST URGENT CARE, LLC	1	1,793	598	25%	2,392
LABORATORY OF FLORIDA LLC	40	2,144	193	8%	2,377
ADVENT HEALTH - NEW SMYRNA		1,865	511	22%	2,376
MARINERS HOSPITAL		2,136	231	10%	2,367
MEDEXPRESS URGENT CARE LEHIGH ACRES		2,050	316	13%	2,366
BAPTIST HEALTHCARE - GULF BREEZE HOSPITAL	3	1,945	414	18%	2,362

COVID-19: testing by laboratory

Data through Jan 28, 2021 verified as of Jan 29, 2021 at 09:25 AM

Data in this report are provisional and subject to change.

The numbers in the table below represent the number of Florida and non-Florida residents for whom test results were received by the Department of Health. A person can be tested by more than one laboratory and can have both positive and negative results. **Therefore, the sum of the numbers in each column will be larger than the total number of people tested.**

Reporting lab	Inconclusive	Negative	Positive	Percent positive	Total
ADVENTHEALTH CENTRA CARE KIDS LAKE MARY		2,173	183	8%	2,356
BAPTIST HEALTH EMERGENCY CENTER COUNTRY WALK	1	1,974	378	16%	2,353
NXGEN MDX LLC	4	2,067	260	11%	2,331
BAPTIST HEALTH - CLAY		1,983	347	15%	2,330
COMMUNITY HEALTH NORTHWEST FLORIDA	4	1,764	546	24%	2,314
LEE HEALTH - COCONUT POINT CLINICAL LAB	2	1,872	433	19%	2,307
PRIMEHEALTH URGENT CARE INC		1,966	329	14%	2,295
PHYSICIANS STAT LAB	3	1,066	1,208	53%	2,277
SCION LAB SERVICES LLC	22	2,078	170	7%	2,270
PREMIER URGENT CARE OF BREVARD LLC	1	1,919	337	15%	2,257
PROHEALTH	1	810	1,432	64%	2,243
URGENT CARE OF THE PALM BEACHES		1,682	560	25%	2,242
ADVENT HEALTH CENTRA CARE - WINTER PARK KIDS URGENT CARE	4	2,015	215	10%	2,234
MINUTECLINIC LLC #3631		1,871	359	16%	2,230
BAPTIST HEALTH - OAKLEAF		1,826	404	18%	2,230
PRIMEHEALTH URGENT CARE	1	1,865	360	16%	2,226
BAPTIST HEALTH SOUTH FLORIDA - MIAMI BEACH URGENT CARE		1,887	319	14%	2,206
PHYSICIAN ASSOCIATES		1,964	229	10%	2,193
MINUTECLINIC LLC 5852		1,839	346	16%	2,185
LABS ASAP LLC		1,892	286	13%	2,178
GESSLER CLINIC		1,409	768	35%	2,177
BRASHEAR'S VITAL CARE CORP		1,664	508	23%	2,172
PHYSICIANS REGIONAL MEDICAL CENTER - COLLIER BLVD	1	1,526	638	29%	2,165
MINUTECLINIC LLC		1,835	314	15%	2,149
MEDEXPRESS FORT MYERS		1,865	276	13%	2,141
LOWER KEYS MEDICAL CENTER		1,890	244	11%	2,134
MC DIAGNOSTIC OF CONNECTICUT, PC #2220		1,763	332	16%	2,095
PARAMOUNT URGENT CARE - ORLANDO		1,314	727	36%	2,041
MEDEXPRESS URGENT CARE CORAL SPRINGS		1,823	200	10%	2,023
ACCESS POINT HEALTHCARE URGENT & PRIMARY CARE	2	1,479	523	26%	2,004
VERILY LIFE SCIENCES		1,986	16	1%	2,002
MEDONE PLLC		1,512	484	24%	1,996
ASSOCIATED PATHOLOGISTS, LLC	3	1,605	350	18%	1,958
DOC SMILEY'S URGENT CARE		1,706	247	13%	1,953
MEDEXPRESS URGENT CARE - CLEWISTON		1,596	311	16%	1,907
MEDEXPRESS URGENT CARE - VERO BEACH		1,659	244	13%	1,903
MINUTECLINIC LLC #5249		1,474	426	22%	1,900
DONALD W ROBERTSON DO PA		1,446	443	23%	1,889
FLORIDA MEDICAL CLINIC	3	936	936	50%	1,875
TAMPA COMMUNITY HOSPITAL		1,573	301	16%	1,874
MINUTECLINIC LLC #4415		1,521	331	18%	1,852
MINUTECLINIC LLC #8396		1,556	288	16%	1,844
MEDFAST URGENT CARE CENTERS LLC		497	1,323	73%	1,820
DR G'S URGENT CARE		1,580	239	13%	1,819
ADVENTHEALTH CENTRA CARE CONWAY		1,520	298	16%	1,818
GENUS3		1,744	70	4%	1,814

COVID-19: testing by laboratory

Data through Jan 28, 2021 verified as of Jan 29, 2021 at 09:25 AM

Data in this report are provisional and subject to change.

The numbers in the table below represent the number of Florida and non-Florida residents for whom test results were received by the Department of Health. A person can be tested by more than one laboratory and can have both positive and negative results. **Therefore, the sum of the numbers in each column will be larger than the total number of people tested.**

Reporting lab	Inconclusive	Negative	Positive	Percent positive	Total
MINUTECLINIC LLC #3463		1,511	297	16%	1,808
MINUTECLINIC LLC #1067		1,537	259	14%	1,796
MINUTECLINIC LLC #5253		1,468	325	18%	1,793
FLOWERS HOSPITAL		1,612	178	10%	1,790
MEDEXPRESS PORT CHARLOTTE		1,621	157	9%	1,778
UNIVERSITY OF NORTH FLORIDA STUDENT HEALTH		1,717	54	3%	1,771
CARENOW URGENT CARE		1,019	741	42%	1,760
PARAMOUNT URGENT CARE INC		435	1,323	75%	1,758
PARAMOUNT URGENT CARE - OVIEDO		1,058	687	39%	1,745
MINUTE CLINIC LLC		1,450	244	14%	1,694
JW PLASTIC SURGERY		1,449	244	14%	1,693
BAY MEDICAL CENTER SACRED HEART HEALTH SYSTEM		1,226	453	27%	1,679
DYNIX DIAGNOSTIX		1,365	293	18%	1,658
MEDEXPRESS URGENT CARE BOCA RATON		1,510	136	8%	1,646
MINUTECLINIC LLC #5854		1,371	258	16%	1,629
MINUTECLINIC LLC #5190		1,323	303	19%	1,626
ASCENSION SACRED HEART - GULF		1,194	423	26%	1,617
SPARROW HEALTHCARE	2	1,378	237	15%	1,617
ADVENT HEALTH - DADE CITY		1,386	207	13%	1,593
HOLMES REG MED CENTER CLINICAL LAB		1,304	281	18%	1,585
JACKSON HOSPITAL CLINICAL LABORATORY		1,332	250	16%	1,582
OPTEO LABORATORY		1,540	33	2%	1,573
MELBOURNE MEDICAL LABORATORY	2	1,365	202	13%	1,569
MARTIN HEALTH SYSTEM - ST LUCIE WEST		1,410	158	10%	1,568
IGENOMIX USA LLC	42	1,383	141	9%	1,566
NORTH SHORE LONG ISLAND JEWISH HEALTH		1,486	75	5%	1,561
BARDMOOR LABORATORY	9	1,323	222	14%	1,554
SHELL POINT NURSING PAVILION	1	1,465	60	4%	1,526
NCH NORTHEAST	7	1,154	364	24%	1,525
QUICK CARE MED PL	2	1,271	252	17%	1,525
CAREFAST+		868	643	43%	1,511
MINUTECLINIC LLC #7886		1,283	213	14%	1,496
PARRISH MEDICAL CENTER	1	1,292	190	13%	1,483
LABTECH DIAGNOSTIC		1,214	265	18%	1,479
AMELIA EXPRESS CARE LLC	10	1,256	208	14%	1,474
ADVANCE MEDICAL OF NAPLES		326	1,120	77%	1,446
CHARLES AIESI CONSULTING INC	8	1,249	182	13%	1,439
UHEALTH DEERFIELD BEACH/UMSYLVESTER DEERFIELD BEACH LABORATORY	3	1,378	55	4%	1,436
DOC SMILEYS URGENT CARE LLC		1,161	272	19%	1,433
ASSURANCE SCIENTIFIC LABORATORIES	1	1,150	276	19%	1,427
BIOCERNA LLC	9	1,248	164	12%	1,421
PATIENTS CHOICE LABORATORIES		829	588	41%	1,417
PATIENTS FIRST - THOMASVILLE ROAD		1,246	170	12%	1,416
BOND URGENT CARE LLC		1,012	387	28%	1,399
MARION E FETHER MEDICAL CENTER, THE		1,254	129	9%	1,383
MINUTECLINIC LLC #3662		1,167	211	15%	1,378

COVID-19: testing by laboratory

Data through Jan 28, 2021 verified as of Jan 29, 2021 at 09:25 AM

Data in this report are provisional and subject to change.

The numbers in the table below represent the number of Florida and non-Florida residents for whom test results were received by the Department of Health. A person can be tested by more than one laboratory and can have both positive and negative results. **Therefore, the sum of the numbers in each column will be larger than the total number of people tested.**

Reporting lab	Inconclusive	Negative	Positive	Percent positive	Total
NEIGHBORHOOD MEDICAL CENTER INC	16	1,209	152	11%	1,377
BAPTIST HEALTH SOUTH FLORIDA - COUNTRY WALK URGENT CARE EXPRESS		1,183	193	14%	1,376
INTELEX LABS, LLC		1,316	47	3%	1,363
ASCENSION ST VINCENT'S - SOUTHSIDE		1,309	49	4%	1,358
MINUTECLINIC LLC #5069		1,102	254	19%	1,356
GENESIS LABORATORY MANAGEMENT	11	1,115	211	16%	1,337
MINUTECLINIC LLC #5214		1,146	190	14%	1,336
ALTRU DIAGNOSTICS INC	2	1,216	101	8%	1,319
MINUTECLINIC LLC #3705		1,129	188	14%	1,317
ARCPPOINT LABS		778	531	41%	1,309
EMERGENCY PHYSICIANS MEDICAL CENTER		364	941	72%	1,305
MINI ER WATERFORD LAKES, THE		1,099	205	16%	1,304
MINUTECLINIC LLC # 0514		1,122	178	14%	1,300
PENSACOLA PEDIATRICS PA	1	1,139	155	12%	1,295
NCHMD INC		1,038	254	20%	1,292
SACRED HEART HEALTH SYSTEM, INC		763	522	41%	1,285
MINUTECLINIC LLC #1771		1,060	221	17%	1,281
MINUTECLINIC LLC #7887		1,127	152	12%	1,279
BAPTIST HEALTH SOUTH FLORIDA - KEY BISCANE URGENT CARE EXPRESS		1,117	154	12%	1,271
LAKE WALES MEDICAL CENTER INC		1,094	162	13%	1,256
TEMPUS CLINICAL LABORATORY	10	1,107	139	11%	1,256
MINUTECLINIC LLC #1055		958	291	23%	1,249
WHITE WILSON MEDICAL CENTER		162	1,083	87%	1,245
AMELIA EXPRESS CARE		710	532	43%	1,242
UNIVERSITY OF ALABAMA AT BIRMINGHAM		1,206	32	3%	1,238
BAYFRONT HEALTH - CITRUS HILLS		1,040	197	16%	1,237
MINUTECLINIC, LLC #4015		908	328	27%	1,236
MINUTECLINIC LLC # 3930		1,021	195	16%	1,216
CLINICORE		1,124	91	7%	1,215
NYU HOSPITALS CENTER CLINICAL LABORATORIES		1,176	38	3%	1,214
MINUTECLINIC LLC #4458		945	264	22%	1,209
LABORATORY SPECIALISTS OF MICHIGAN		985	220	18%	1,205
MINUTECLINIC LLC # 3686		1,015	183	15%	1,198
ACCESS MEDICAL LABS		746	448	38%	1,194
Community_Health		1,019	174	15%	1,193
VAVA PARTNERS LLC		438	752	63%	1,190
MINUTECLINIC LLC #3003		925	264	22%	1,189
PREMIER MEDICAL		1,097	90	8%	1,187
MINUTECLINIC LLC #3814		942	238	20%	1,180
MEDEXPRESS URGENT CARE - JAX ATLANTIC BLVD		1,009	169	14%	1,178
MINUTECLINIC LLC #7173		1,016	154	13%	1,170
PHYSICIANS PRIMARY CARE	2	968	185	16%	1,155
MINUTECLINIC, LLC (CLINIC 10699)		977	174	15%	1,151
TOM LEE COMMUNITY HEALTH CENTER		794	346	30%	1,140
BAPTIST HEALTHCARE - JAY HOSPITAL		820	318	28%	1,138
MINUTECLINIC LLC #7225		976	161	14%	1,137

COVID-19: testing by laboratory

Data through Jan 28, 2021 verified as of Jan 29, 2021 at 09:25 AM

Data in this report are provisional and subject to change.

The numbers in the table below represent the number of Florida and non-Florida residents for whom test results were received by the Department of Health. A person can be tested by more than one laboratory and can have both positive and negative results. **Therefore, the sum of the numbers in each column will be larger than the total number of people tested.**

Reporting lab	Inconclusive	Negative	Positive	Percent positive	Total
MINUTECLINIC LLC #3291		984	150	13%	1,134
BAPTIST HEALTH EMERGENCY CENTER AT WEST CORAL WAY		866	267	24%	1,133
HOLIDAY CVS LLC DBA CVSPHARMACY #5155		1,080	44	4%	1,124
WHOLE FAMILY HEALTH CENTER INC		890	234	21%	1,124
UHEALTH CLINIC AT WALGREENS		912	210	19%	1,122
MINUTECLINIC LLC #7973		942	176	16%	1,118
CAPSTONE HEALTHCARE		784	329	30%	1,113
VERITAS GENETICS	61	932	116	10%	1,109
COASTAL LABORATORIES	1	824	277	25%	1,102
MINUTECLINIC, LLC #3204		903	195	18%	1,098
SMA LAB	7	975	114	10%	1,096
TREASURE COAST MEDICAL ASSOCIATES INC		697	399	36%	1,096
LAB24 INC	3	418	665	61%	1,086
MINUTECLINIC LLC #3635		940	143	13%	1,083
MINUTECLINIC LLC #3257		869	207	19%	1,076
STAGEZERO LIFE SCIENCES INC	3	976	94	9%	1,073
EPN URGENT CARE NAPLES	2	746	314	30%	1,062
RAINBOW RIVER MEDICAL LABORATORY		977	82	8%	1,059
NORTH FLORIDA PEDIATRICS-TALLAHASSEE		951	92	9%	1,043
ED FRASER MEMORIAL HOSPITAL		818	212	21%	1,030
ADVANCED DIAGNOSTIC LABORATORY		983	46	4%	1,029
PARAMOUNT URGENT CARE VILLAGES		705	318	31%	1,023
PEDIATRIC HEALTH CARE ALLIANCE - NORTHDAL		929	94	9%	1,023
MINUTECLINIC LLC #4024		848	167	16%	1,015
MINUTECLINIC LLC #3285		871	143	14%	1,014
OPTUM LABS LLC		883	130	13%	1,013
MINUTECLINIC LLC # 7933		878	135	13%	1,013
MINUTECLINIC LLC #5216		828	176	18%	1,004
PROJECT HEALTH, INC SUMTERVILLE	5	819	180	18%	1,004
SOLARIS HEALTHCARE PALATKA		921	81	8%	1,002
VERITOR		850	141	14%	991
MINUTECLINIC, LLC #5817		786	205	21%	991
MINUTECLINIC LLC #1821		878	111	11%	989
MINUTECLINIC LLC #3654		792	197	20%	989
PALM HARBOR PHARMACY		847	136	14%	983
ELLENTON URGENT CARE		754	227	23%	981
ST ANNES NURSING CENTER		956	22	2%	978
MINUTECLINIC LLC #3648		790	187	19%	977
JUPITER MEDICAL CENTER URGENT CARE		663	313	32%	976
MINUTECLINIC LLC #3748		753	214	22%	967
MINUTECLINIC LLC #5924		799	156	16%	955
LAKELAND REGIONAL HEALTH - PWC/OB		36	916	96%	952
FLORIDA DEPARTMENT OF HEALTH IN POLK COUNTY	2	716	232	24%	950
NAPLES URGENT CARE	1	584	358	38%	943
MINUTECLINIC LLC #4201		821	116	12%	937
XYZ LABORATORY	8	791	129	14%	928

COVID-19: testing by laboratory

Data through Jan 28, 2021 verified as of Jan 29, 2021 at 09:25 AM

Data in this report are provisional and subject to change.

The numbers in the table below represent the number of Florida and non-Florida residents for whom test results were received by the Department of Health. A person can be tested by more than one laboratory and can have both positive and negative results. **Therefore, the sum of the numbers in each column will be larger than the total number of people tested.**

Reporting lab	Inconclusive	Negative	Positive	Percent positive	Total
VRL EUROFINs - DALLAS		913	13	1%	926
GENE TOX WORLDWIDE	60	736	125	14%	921
COASTAL PEDIATRIC GROUP		795	124	13%	919
FLAGLER HOSPITAL LABORATORY	8	34	875	95%	917
STEWART REFERENCE LABORATORY	1	545	363	40%	909
CAREFAST MURABELLA		501	399	44%	900
PRIMARY CARE OF THE TREASURE COAST		788	109	12%	897
MINUTECLINIC LLC #4612		673	222	25%	895
FAST TRACK URGENT CARE CENTER		4	889	100%	893
GENEIQ		838	49	6%	887
LENCO MEDICAL LABORATORY		849	36	4%	885
MINUTECLINIC LLC #3255		706	175	20%	881
PATIENTS FIRST LAKE ELLA MEDICAL CENTER		766	114	13%	880
MINUTECLINIC LLC #1807		720	151	17%	871
PARAMOUNT URGENT CARE - CLERMONT		686	179	21%	865
HISTOPATHOLOGY SERVICES, LLC		763	96	11%	859
ARCPPOINT LABS OF CORAL SPRINGS FL		757	97	11%	854
TACACHALE CLINICAL LABORATORY	1	807	45	5%	853
KEYS AHEC SCHOOL MEDICAL CLINIC	7	763	79	9%	849
INTEGRITY LABORATORIES, LLC	2	691	155	18%	848
MEDIQUICK URGENT CARE CENTERS INC		456	386	46%	842
TYNDALL AIR FORCE BASE		643	196	23%	839
EUROFINs NTD, LLC		797	38	5%	835
NORTH FLORIDA PEDIATRICS - LAKE CITY		637	194	23%	831
PROFESSIONAL HEALTH EXAMINERS DBA PROHEALTH	1	655	174	21%	830
BLUE MED CONSULTANTS		798	25	3%	823
FLORIDA HOSPITAL ORLANDO		743	74	9%	817
ASCENSION ST VINCENT'S - CLAY		775	32	4%	807
MINUTECLINIC LLC #3236		679	125	16%	804
HENDRY REGIONAL MEDICAL CENTER CLINICAL LABORATORY		594	204	26%	798
NITE LITE PEDIATRICS		234	563	71%	797
PHAROS HEALTH		623	167	21%	790
MINUTECLINIC LLC #476		651	138	17%	789
THE HEALTH CENTER OF PLANT CITY		719	69	9%	788
READY RESPONDERS FLORIDA, PLLC		672	115	15%	787
MINUTECLINIC, LLC DBA MINUTECLINIC #4717		750	27	3%	777
MINUTECLINIC LLC # 3579		654	123	16%	777
ADDICTION LABS OF AMERICA	3	701	66	9%	770
BROWNWOOD CARE CENTER		693	77	10%	770
DEPARTMENT OF CLINICAL LABS		751	15	2%	766
MACDILL AIR FORCE BASE		710	51	7%	761
DYNIX DIAGNOSTICS	2	524	233	31%	759
COVANCE CLINICAL RESEARCH UNIT INC		735	20	3%	755
NONE		308	440	59%	748
PALM BAY HOSPITAL CLINICAL LABORATORY		479	261	35%	740
MINUTECLINIC, LLC #3245		558	178	24%	736

COVID-19: testing by laboratory

Data through Jan 28, 2021 verified as of Jan 29, 2021 at 09:25 AM

Data in this report are provisional and subject to change.

The numbers in the table below represent the number of Florida and non-Florida residents for whom test results were received by the Department of Health. A person can be tested by more than one laboratory and can have both positive and negative results. **Therefore, the sum of the numbers in each column will be larger than the total number of people tested.**

Reporting lab	Inconclusive	Negative	Positive	Percent positive	Total
VRL EUROFINs		709	27	4%	736
NORTH OKALOOSA MEDICAL CENTER		425	309	42%	734
CVS HEALTH		523	208	28%	731
MIAMI JEWISH HEALTH SYSTEMS		687	43	6%	730
OPTUMCARE FLORIDA LLC		541	188	26%	729
MINUTECLINIC LLC #1815		620	106	15%	726
LEE COUNTY EMERGENCY MEDICAL SERVICE		630	94	13%	724
ADVENT HEALTH LAB - ORLANDO		430	292	40%	722
MINUTECLINIC LLC #3637		538	182	25%	720
NORTH FLORIDA PEDIATRICS PA - SUWANNEE	3	605	112	16%	720
KETAMINE HEALTH CENTERS LLC		647	72	10%	719
BAPTIST HEALTH - MD ANDERSON CANCER CENTER		715	4	1%	719
COASTAL PHYSICIANS, LLC		570	147	21%	717
DISNEY COVID TEST SITE		703	10	1%	713
FIRST QUALITY LABORATORY		667	41	6%	708
C.W. BILL YOUNG VA MEDICAL CENTER	1	19	688	97%	708
MINUTECLINIC LLC #8381		576	131	19%	707
UNIVERSITY OF WEST FLORIDA STUDENT HEALTH SERVICES	1	588	117	17%	706
CAREMED CLINIC LLC		498	202	29%	700
FIU-HEALTH AUXILIARY LABORATORY	4	636	60	9%	700
SANTA ROSA MEDICAL GROUP		551	146	21%	697
NORTHEAST FLORIDA NEUROLOGY CLINICS, INC		581	110	16%	691
Tampa Lakes Health and Rehabilitation Center	2	620	69	10%	691
PREMIER MEDICAL LABORATORY SERVICES	1	463	222	32%	686
ANY LAB TEST NOW	1	447	236	35%	684
MYTEST DIAGNOSTICS		626	53	8%	679
KENDALL HEALTHCARE PROPERTIES DBA	2	646	27	4%	675
LITTLE PINE PEDIATRICS		464	211	31%	675
MINUTECLINIC LLC #1350		559	115	17%	674
MINI ER ADULT AND PEDIATRIC URGENT CARE		574	98	15%	672
VITAS HEALTHCARE CORPORATION OF FLA		669	3	0%	672
PROFESSIONAL HEALTH EXAMINERS		565	105	16%	670
ER QUICKCARE PL		550	117	18%	667
Victoria Nursing and Rehabilitation Center		620	46	7%	666
WILLOWBROOKE COURT AT EDGEWATER POINTE ESTATES		657	9	1%	666
NORTH SHORE LIJ URGENT CARE PC		630	35	5%	665
NCH HEALTHCARE SYSTEM MICROBIOLOGY LAB		1	663	100%	664
VENICE REGIONAL MEDICAL CENTER		574	88	13%	662
AFC PHYSICIANS OF FLORIDA		447	212	32%	659
MEDICAL FP - WHOLE FAMILY HEALTH CENTER		539	119	18%	658
Point of Care Testing	1	113	537	82%	651
PRIMARY CARE SERVICES AT INDIAN RIVER ESTATES		636	14	2%	650
APALACHEE CORRECTIONAL INSTITUTION EAST UNIT		633	16	2%	649
CARE ONE OF FLORIDA LLC		435	209	32%	644
MAVERICK LABS		456	188	29%	644
DOCTOR'S MEMORIAL HOSPITAL		485	157	24%	642

COVID-19: testing by laboratory

Data through Jan 28, 2021 verified as of Jan 29, 2021 at 09:25 AM

Data in this report are provisional and subject to change.

The numbers in the table below represent the number of Florida and non-Florida residents for whom test results were received by the Department of Health. A person can be tested by more than one laboratory and can have both positive and negative results. **Therefore, the sum of the numbers in each column will be larger than the total number of people tested.**

Reporting lab	Inconclusive	Negative	Positive	Percent positive	Total
ORLANDO HEALTH AND REHAB CENTER		599	40	6%	639
FISHERMENS HOSPITAL CLINICAL LAB		576	58	9%	634
TREE HOUSE PEDIATRICS PLLC		570	64	10%	634
CONSULATE HEALTH CARE OF NEW PORT RICHEY	2	514	117	18%	633
STEWART ROCKLEDGE HOSPITAL		488	145	23%	633
MIDWAY SPECIATLY CARE CENTER		410	220	35%	630
RIVER TOWN DIAGNOSTIC LLC		452	176	28%	628
PALACE NURSING HOME & REHAB CENTER		593	34	5%	627
ADVANCED MEDICAL OF NAPLES LLC		535	92	15%	627
SOLARIS HEALTHCARE CHARLOTTE HARBOR		579	46	7%	625
LPG COCONUT POINT		497	118	19%	615
CLINICAL PATHOLOGY LABS INC		553	61	10%	614
PROHEALTH MEDICAL CLINIC		84	529	86%	613
PALM GARDEN OF PORT SAINT LUCIE		604	6	1%	610
NORTH FLORIDA PEDIATRICS PA		518	92	15%	610
HOLY CROSS HOSPITAL		12	598	98%	610
INTERLACHEN PEDIATRICS		582	26	4%	608
PEDIATRICS OF CENTRAL FLORIDA PA	19	547	39	6%	605
CREEKSIDE CARE CENTER	1	520	84	14%	605
MANOR PINES CONVALESCENT CENTER LLC	1	581	20	3%	602
PATIENTS FIRST - MAHAN DRIVE		164	435	73%	599
GENOME LLC	2	534	63	11%	599
MINUTECLINIC, LLC # 4469		496	101	17%	597
MEDICAL CONSULTANTS OF FLORIDA, LLC	1	486	107	18%	594
CATALYST WALK IN CLINIC		463	130	22%	593
JOHN KNOX VILLAGE HEALTH CENTER		572	18	3%	590
LIFE CARE CENTER OF ORANGE PARK		558	30	5%	588
MOUNT SINAI LABORATORY		563	25	4%	588
LIFE CARE CENTER OF NEW PORT RICHEY		550	33	6%	583
POINT OF CARE TESTING SITE		556	24	4%	580
VETERANS AFFAIRS MEDICAL CENTER - JAMES A HALEY			580	100%	580
INTERLACHEN PEDIATRICS PA		551	28	5%	579
MEDICAL VB		451	120	21%	571
CRUCIAL CARE EMERGENCY MEDICINE DOCTORS		431	136	24%	567
GULF COAST VILLAGE		535	29	5%	564
WOODLANDS MEDICAL SPECIALISTS		347	216	38%	563
GULF COAST MOLECULAR LABORATORIES	12	460	90	16%	562
GROWING TOGETHER PEDIATRICS LLC		516	46	8%	562
ETHOS WELLNESS PHARMACY		520	41	7%	561
TENNESSEE DOH - NASHVILLE	2	493	65	12%	560
XPRESS URGENT CARE	3	464	93	17%	560
HOLMES REGIONAL MEDICAL CENTER		5	552	99%	557
PRIMARY CARE SERVICES AT ST ANDREWS ESTATES		555			555
SEBASTIAN RIVER MEDICAL CENTER	2	409	143	26%	554
SPECTOR SCIENTIFIC LAB	1	217	336	61%	554
REDI MED LLC		420	133	24%	553

COVID-19: testing by laboratory

Data through Jan 28, 2021 verified as of Jan 29, 2021 at 09:25 AM

Data in this report are provisional and subject to change.

The numbers in the table below represent the number of Florida and non-Florida residents for whom test results were received by the Department of Health. A person can be tested by more than one laboratory and can have both positive and negative results. **Therefore, the sum of the numbers in each column will be larger than the total number of people tested.**

Reporting lab	Inconclusive	Negative	Positive	Percent positive	Total
NCHMD, INC SOUTHEAST IMMEDIATE CARE		420	133	24%	553
CAPE CANAVERAL HOSPITAL		342	210	38%	552
MID-FLORIDA PATHOLOGY		428	124	22%	552
CONSULATE HEALTHCARE OF VERO BEACH	14	461	77	14%	552
USF MORSANI CENTER FOR ADVANCED HEALTH CARE		478	74	13%	552
SHORELINE PHYSICIAN GROUP		342	209	38%	551
ECCOLAB GROUP	1	144	405	74%	550
GOLDEN GLADES NURSING & REHABILITATION CTR		540	10	2%	550
The Sands at South Beach		545	4	1%	549
ST JOHN'S NURSING CENTER		531	17	3%	548
HMA SANTA ROSA MEDICAL CENTER LLC DBA		426	121	22%	547
VITAE DIAGNOSTICS		534	13	2%	547
CHILDRENS MEDICAL ASSOCIATION		493	52	10%	545
MAIN STREET MEDICAL CENTER		127	416	77%	543
BROAD INSTITUTE CLINICAL SEQUENCING RESEARCH PLATFORM	1	519	21	4%	541
THE PRESERVE		534	7	1%	541
COASTAL URGENT CARE		425	115	21%	540
NCF DIAGNOSTICS & DNA TECHNOLOGIES	15	204	318	59%	537
PALM GARDEN OF VERO BEACH		498	39	7%	537
LIFE CARE CENTER OF HILLIARD		521	15	3%	536
SOUTHEAST ALABAMA MEDICAL CENT		486	49	9%	535
Signature HealthCare Center of Waterford		507	28	5%	535
AMERICAN FAMILY CARE PENSACOLA WEST		1	533	100%	534
THERADOC		152	380	71%	532
ADVENTHEALTH MEDICAL GROUP PROMPT CARE		376	155	29%	531
CLEWISTON NURSING AND REHABILITATION CENTER		517	11	2%	528
MED FAST URGENT CARE CENTER		260	267	51%	527
VETERANS AFFAIRS MEDICAL CENTER		40	486	92%	526
Crestview Rehabilitation Center	5	394	126	24%	525
CYPRESS VILLAGE	1	500	23	4%	524
EAST LAKE PEDIATRICS		443	80	15%	523
AFC PHYSICIANS OF FLORIDA PA		334	188	36%	522
VETERANS AFFAIRS MEDICAL CENTER - BAY PINES		17	501	97%	518
PROJECT HEALTH INC	2	414	102	20%	518
FORT MYERS INTERNAL MEDICINE, LLC		467	49	9%	516
JACKSONVILLE BEACH PEDIATRIC CARE CENTER		460	54	11%	514
CLARITY LABS		441	67	13%	508
VILLA MARIA NURSING & REHAB CENTER INC	1	495	11	2%	507
MINUTECLINIC LLC #8927		414	91	18%	505
ADVENTHEALTH CENTRA CARE WINTER HAVEN	1	192	309	62%	502
NSPIRE HEALTHCARE MIAMI LAKES	7	479	14	3%	500
J AND G MEDICAL GROUP LLC		417	82	16%	499
DAVITA LABORATORY		426	73	15%	499
EDEN SPRINGS NURSING AND REHAB CENTER		389	110	22%	499
MINUTECLINIC LLC		438	60	12%	498
LOOP PEDIATRICS PA	3	403	92	18%	498

COVID-19: testing by laboratory

Data through Jan 28, 2021 verified as of Jan 29, 2021 at 09:25 AM

Data in this report are provisional and subject to change.

The numbers in the table below represent the number of Florida and non-Florida residents for whom test results were received by the Department of Health. A person can be tested by more than one laboratory and can have both positive and negative results. **Therefore, the sum of the numbers in each column will be larger than the total number of people tested.**

Reporting lab	Inconclusive	Negative	Positive	Percent positive	Total
VITAS HEALTHCARE CORP OF CENTRAL FL		478	18	4%	496
FLAGLER COUNTY HEALTH DEPARTMENT	1	390	105	21%	496
HALIFAX MEDICAL CENTER-PORT ORANGE LAB		418	77	16%	495
CLINICAL PATHOLOGY LABS		386	108	22%	494
BOND AND STEELE CLINIC PA		322	169	34%	491
DOH - INDIAN RIVER		420	70	14%	490
EMERALD SHORES HEALTH AND REHABILITATION		402	88	18%	490
BALDOMERO LOPEZ STATE VETERANS NURSING HOME	2	483	3	1%	488
DOCTORS CENTER,THE		382	105	22%	487
24 HOUR PEDIATRIC CARE CENTER	1	438	46	9%	485
MEDICAL CENTER CLINIC-IMMEDIATE CARE	1	386	96	20%	483
MINUTECLINIC LLC #6007		396	87	18%	483
CITY MEDICAL OF NEW JERSEY, PC		442	40	8%	482
TELESCOPE HEALTH LLC	3	380	98	20%	481
NEW YORK HOSPITAL LABORATORIES	1	467	12	3%	480
MINUTECLINIC LLC #5187		418	62	13%	480
JACKSON MEMORIAL LONG TERM CARE CENTER		461	19	4%	480
JACKSON MEMORIAL PERDUE MEDICAL CENTER		457	23	5%	480
Plantation Bay Rehabilitation Center		461	17	4%	478
HEALTH CENTER AT BRENTWOOD	1	430	42	9%	473
ST CLOUD REGIONAL MEDICAL CENTER CLINICAL LAB		394	79	17%	473
LIFE CARE CENTER OF PENSACOLA		430	43	9%	473
CARENOW URGENT CARE - FORT PIERCE		261	211	45%	472
EXPRESS URGENT CARE LLC		1	468	100%	469
CALHOUN LIBERTY HOSPITAL		335	134	29%	469
BOCA GRANDE HEALTH CLINIC		446	23	5%	469
FAMILY HEALTH CENTERS OF SWF LABS	2	389	74	16%	465
MEMORIAL PEMBROKE 24/7 CARE CENTER		354	110	24%	464
VALENCIA HILLS HEALTH AND REHABILITATION CENTER		449	13	3%	462
RIVER GARDEN HEBREW HOME FOR THE AGED		406	54	12%	460
ENZO CLINICAL LABS INC	3	438	19	4%	460
MANOR CARE HEALTH SERVICES - FT MYERS		437	19	4%	456
MEDONE URGENT CARE AT ST. AUGUSTINE		111	344	76%	455
NORTH FLORIDA RETIREMENT VILLAGE		453	2	0%	455
PENSACOLA PEDIATRICS	1	258	196	43%	455
CLARIDGE HOUSE NURSING CENTER		437	17	4%	454
MOORINGS PARK INSTITUTE, INC, THE		435	18	4%	453
MEDFAST URGENT CARE CENTERS		175	278	61%	453
SABAL PALMS HEALTH AND REHAB		403	49	11%	452
THE PALACE AT HOMESTEAD	1	434	17	4%	452
BROOKDALE PALMER RANCH	1	394	55	12%	450
WELLINGTON REGIONAL MEDICAL CENTER		391	58	13%	449
NAVAL HOSPITAL - JACKSONVILLE		117	331	74%	448
HARTS HARBOR HEALTH CARE CENTER		425	21	5%	446
PALM GARDEN OF JACKSONVILLE	2	364	79	18%	445
NCH HEALTHCARE BONITA		326	118	27%	444

COVID-19: testing by laboratory

Data through Jan 28, 2021 verified as of Jan 29, 2021 at 09:25 AM

Data in this report are provisional and subject to change.

The numbers in the table below represent the number of Florida and non-Florida residents for whom test results were received by the Department of Health. A person can be tested by more than one laboratory and can have both positive and negative results. **Therefore, the sum of the numbers in each column will be larger than the total number of people tested.**

Reporting lab	Inconclusive	Negative	Positive	Percent positive	Total
GOLDEN GATE FAMILY CLINIC		83	361	81%	444
VETERANS AFFAIRS MEDICAL CENTER - GAINESVILLE		3	441	99%	444
LAUDERDALE NURSING CENTER LLC	1	424	19	4%	444
FOUNTAIN MANOR HEALTH AND REHAB CENTER	1	426	16	4%	443
Southern Oaks Care Center	1	405	36	8%	442
WILLOW BROOKE COURT AT INDIAN RIVER ESTATES		397	44	10%	441
CLIFFORD CHESTER SIMS STATE VETERANS		432	9	2%	441
DIAMOND RIDGE HEALTH AND REHABILITATION CENTER		419	20	5%	439
SMA SPECIALTY MEDICAL LAB		117	321	73%	438
The Manor at Blue Water Bay		375	60	14%	435
ASAP LABS LLC		305	130	30%	435
FLO-MEDILAB SERVICES LLC		186	249	57%	435
MANOR AT CARPENTERS		408	26	6%	434
PALM GARDEN OF TAMPA		410	23	5%	433
CONTINENTAL CLINICAL RESEARCH, LLC		416	17	4%	433
FLORIDA DEPARTMENT OF HEALTH CLAY COUNTY	1	337	93	22%	431
Good Samaritan Society Kissimmee Village		367	64	15%	431
AVECINA MEDICAL JULINGTON	1	240	189	44%	430
NEW PLANT CITY FAMILY CARE	1	227	201	47%	429
DIAMOND RIDGE HEALTH AND REHABILITATION		402	27	6%	429
SUNRISE URGENT CARE ASSOCIATES LLC D/B/A	2	141	286	67%	429
FLORIDA DEPT OF HEALTH IN BREVARD COUNTY	3	363	63	15%	429
HILLCREST HEALTH CARE & REHABILITATION CENTER	2	416	10	2%	428
PEDIATRIC HEALTHCARE ALLIANCE PA		383	41	10%	424
AMERICA'S PHARMACY LLC		374	50	12%	424
PARKLANDS FACILITY INC	4	389	31	7%	424
PALM GARDEN OF OCALA		330	94	22%	424
EAST LAKE PEDIATRICS PA		387	36	9%	423
ST PETERSBURG PEDIATRICS	1	363	59	14%	423
Williston Care Center		370	50	12%	420
GARCIA CLINICAL LABORATORY		28	392	93%	420
Q ANSWER LAB	1	375	44	10%	420
HARBOUR HEALTH CENTER		405	14	3%	419
RICARDO NAVARRO DO PA		358	58	14%	416
ST ANDREWS BAY SKILLED NURSING &		357	58	14%	415
BALDWIN PEDIATRICS	1	390	24	6%	415
LEHIGH REGIONAL MEDICAL CENTER LAB		371	44	11%	415
APP-UNIPATH, LLC	2	399	14	3%	415
Colonial Lakes Health Care		384	31	7%	415
HERON POINTE HEALTH AND REHABILITATION	1	411	3	1%	415
PHYSICIANS PRIMARY CARE LAB		360	54	13%	414
SUSANNA WESLEY HEALTH CENTER		378	35	8%	413
POINT WASHINGTON MEDICAL CLINIC		237	175	42%	412
WEST GABLES HEALTH CARE CENTER		401	10	2%	411
VIERA HOSPITAL, INC		310	101	25%	411
FLORIDA DEPARTMENT OF HEALTH IN CALHOUN COUNTY		297	113	28%	410

COVID-19: testing by laboratory

Data through Jan 28, 2021 verified as of Jan 29, 2021 at 09:25 AM

Data in this report are provisional and subject to change.

The numbers in the table below represent the number of Florida and non-Florida residents for whom test results were received by the Department of Health. A person can be tested by more than one laboratory and can have both positive and negative results. **Therefore, the sum of the numbers in each column will be larger than the total number of people tested.**

Reporting lab	Inconclusive	Negative	Positive	Percent positive	Total
BAPTIST PRIMARY CARE	2	319	89	22%	410
MINUTECLINIC LLC #3671		366	44	11%	410
ARCPPOINTS LABS		345	63	15%	408
CARE ONE OF FLORIDA	1	272	133	33%	406
MAYFLOWER ASSISTED LIVING		402	4	1%	406
TIDE LABORATORIES		362	43	11%	405
EXPRESS PHARMACY		370	32	8%	402
CHILDRENS MEDICAL ASSOCIATION PA		353	48	12%	401
NEW YORK PRESBYTERIAN - CUMC CLINICAL		384	17	4%	401
Solaris HealthCare Windermere		373	27	7%	400
MANOR CARE NURSING CENTER OF SARASOTA FL LLC		341	59	15%	400
ORLANDO HEALTH CENTER FOR REHABILITATION		387	10	3%	397
MINI ER AND URGENT CARE		289	105	27%	394
AFC URGENT CARE SEMINOLE			394	100%	394
BUFFALO CROSSING HEALTHCARE & REHABILITATION CTR		379	13	3%	392
NEMOURS CHILDREN'S HOSPITAL		328	64	16%	392
BARBER		13	376	97%	389
SPRING HILL HEALTH AND REHABILITATION CENTER		373	15	4%	388
Santa Rosa Center for Rehabilitation and Healing		323	61	16%	384
CITRUS NURSING CENTER LLC		352	29	8%	381
VITAS LUTHERAN TOWERS INPATIENT PROGRAM		319	62	16%	381
NORTH FLORIDA MEDICAL GROUP		273	108	28%	381
MANOR OAKS NURSING & REHAB CENTER	2	377	1	0%	380
FLORIDA GULF COAST UNIVERSITY		215	165	43%	380
FERNANDINA BEACH REHAB AND NURSING	1	362	14	4%	377
BAYA PHARMACY WEST		8	368	98%	376
PALMS OF SEBRING		342	34	9%	376
SOLARIS HEALTHCARE LAKE CITY		305	71	19%	376
SOLARIS HEALTHCARE MERRITT ISLAND		344	31	8%	375
PEBBLEBROOK PHARMACY		286	87	23%	373
Ocala Health and Rehabilitation Center		355	18	5%	373
MEDONE URGENT CARE CENTER		149	222	60%	371
URGENT CARE BETHESDA	1	318	52	14%	371
HENDRY REGIONAL MEDICAL CENTER		107	264	71%	371
FLORIDA HOSPITAL MEDICAL GROUP		253	118	32%	371
FLORIDA HOSPITAL WAUCHULA		254	115	31%	369
PHYSICIANS STAT LAB INC		311	57	15%	368
ADVENT HEALTH - TAMPA		148	220	60%	368
INDIAN RIVER CTR, LLC		321	46	13%	367
TREASURE COAST COMMUNITY HEALTH	3	309	54	15%	366
FAIR HAVENS CENTER, OPCO		359	6	2%	365
MINUTECLINIC LLC #5157		306	59	16%	365
AMERICAN RESEARCH LABS		166	198	54%	364
PALMETTO FAMILY HEALTHCARE	1	224	139	38%	364
CONSULATE HEALTH CARE OF BAYONET POINT	3	352	7	2%	362
ABBAY DELRAY		357	5	1%	362

COVID-19: testing by laboratory

Data through Jan 28, 2021 verified as of Jan 29, 2021 at 09:25 AM

Data in this report are provisional and subject to change.

The numbers in the table below represent the number of Florida and non-Florida residents for whom test results were received by the Department of Health. A person can be tested by more than one laboratory and can have both positive and negative results. **Therefore, the sum of the numbers in each column will be larger than the total number of people tested.**

Reporting lab	Inconclusive	Negative	Positive	Percent positive	Total
BENTON PEDIATRICS INC		320	41	11%	361
Stacey Health Care Centers Inc. dba Riverside Care Center		333	28	8%	361
HOPE HOSPICE AND COMMUNITY SERVICES INC	12	337	11	3%	360
SOLARIS HEALTHCARE OSCEOLA		343	16	4%	359
MEDICAL CENTER OF DELTONA, INC		281	77	22%	358
UR MEDICINE LABS- CENTRAL LABORATORY		339	19	5%	358
INFORM DIAGNOSTICS		349	8	2%	357
PRIMARY CARE SOUTH INC		78	277	78%	355
GRAND COURT TAMPA		352	3	1%	355
MEDSCAN LABORATORY INC	1	163	189	54%	353
MY CLINICAL LAB		224	127	36%	351
PALM GARDEN OF CLEARWATER		332	18	5%	350
DXTERITY DIAGNOSTICS	1	333	16	5%	350
RUSKIN HEALTH CENTER		238	112	32%	350
MINUTECLINIC LLC #214		293	57	16%	350
SANFORD LABORATORIES		325	24	7%	349
BAYSHORE DIAGNOSTICS		309	40	11%	349
ORCHARD PARK HEALTH & REHABILITATION		344	4	1%	348
SIGNATURE HEALTHCARE OF BROOKWOOD GARDENS		347	1	0%	348
SANDBAY URGENT CARE		277	71	20%	348
SUWANNEE HEALTH AND REHABILITATION CENTER		343	5	1%	348
MICHAEL A MIDDLETON MD PA□		334	14	4%	348
CORE DIAGNOSTIC LABORATORIES LLC		237	110	32%	347
THE PALACE MANAGEMENT - THE PALACE AT CORAL GABLES		344	2	1%	346
VILLAGE AT VIENNA SQUARE,THE□	6	329	11	3%	346
SIPARADIGM, DIAGNOSTIC INFORMATICS		273	71	21%	344
Timberridge Center for Rehabilitation and Healing		315	28	8%	343
DBI HEALTH INC		328	14	4%	342
CORAL BAY HEALTHCARE AND REHABILITATION	1	329	12	4%	342
AFC URGENT CARE FAMILY CARE			341	100%	341
AFC URGENT CARE TYRONE		2	339	99%	341
HEALTH DESIGNS		328	13	4%	341
ADVENT HEALTH CENTRA CARE - PALM COAST		80	261	77%	341
Solaris Healthcare Daytona	2	291	47	14%	340
SEMINOLE NURSING PAVILION		333	7	2%	340
SELECT REFERENCE LABORATORIES, LLC	1	326	12	4%	339
FAMILY HEALTH CENTERS OF SOUTHWEST FLORIDA INC		283	54	16%	337
BROOKSVILLE HEALTHCARE CENTER LLC□		333	4	1%	337
ELLENTON PEDIATRICS		320	17	5%	337
NORTH FLORIDA REHABILITATION & SPECIALTY CARE□		332	3	1%	335
Cypress Cove Care Center		234	100	30%	334
CLERMONT HEALTH AND REHABILITATION CENTER		307	27	8%	334
GOOD SAMARITAN CENTER		330	1	0%	331
HEALTHY STEPS PEDIATRICS		289	42	13%	331
NORTH PINELLAS STATMED QUICK QUALITY CLINICS		236	93	28%	329
BLOUNTSTOWN REHABILITATION CENTER LLC		225	104	32%	329

COVID-19: testing by laboratory

Data through Jan 28, 2021 verified as of Jan 29, 2021 at 09:25 AM

Data in this report are provisional and subject to change.

The numbers in the table below represent the number of Florida and non-Florida residents for whom test results were received by the Department of Health. A person can be tested by more than one laboratory and can have both positive and negative results. **Therefore, the sum of the numbers in each column will be larger than the total number of people tested.**

Reporting lab	Inconclusive	Negative	Positive	Percent positive	Total
USAFSAM/PHE		174	154	47%	328
Manatee Springs Rehabilitation and Nursing Center		308	20	6%	328
AFC URGENT CARE CLEARWATER	1	122	205	63%	328
Life Care Center at Wells Crossing		309	18	6%	327
MEDIPATH		18	309	94%	327
VETERANS AFFAIRS MEDICAL CENTER - LAKE CITY		52	275	84%	327
TRI-COUNTY NURSING AND REHABILITATION CENTER INC		311	15	5%	326
Palmetto Subacute Care Center		316	10	3%	326
CARENOW	2	164	160	49%	326
solaris Healthcare Parkway	2	309	13	4%	324
HEALTH CENTRAL PARK		258	66	20%	324
HAINES CITY REHABILITATION AND NURSING CENTER		301	23	7%	324
Darcy Hall Of Life Care		320	3	1%	323
LIFE CARE PONTE VEDRA INC		316	7	2%	323
Life Care Center of Ocala		278	44	14%	322
PALM GARDEN OF WINTER HAVEN		307	15	5%	322
MANORCARE HEALTH SERVICES - VENICE		268	54	17%	322
MINUTECLINIC LLC, #10357		320	1	0%	321
CORAL TRACE HEALTH CARE	2	313	5	2%	320
MIDWAY SPECIALTY CARE CENTER	3	203	113	35%	319
Bayside Care Center	1	297	20	6%	318
HEARTLAND PEDIATRICS OF LAKE WALES		277	40	13%	317
FLORIDA HOSPITAL HEARTLAND MED CTR LAKE PLACID		232	85	27%	317
SHORE ACRES CARE CENTER		282	35	11%	317
SOLARIS HEALTHCARE BAYONET POINT		301	14	4%	315
GENESIS MEDICAL LABORATORY MIAMI FL.		83	230	73%	313
MEDFAST URGENT CARE CENTER		83	230	73%	313
FAIRWAY OAKS CENTER LLC	6	301	6	2%	313
Quest Diag Unspecifd	1	181	131	42%	313
FLORIDA DEPARTMENT OF HEALTH		274	37	12%	311
BREVARD HEALTH ALLIANCE		119	191	62%	310
LITTLE PINE PEDIATRICS PLLC		262	48	15%	310
LIFEBRITE	1	125	182	59%	308
MEDEXPRESS LUTZ		3	305	99%	308
PALM GARDEN OF ORLANDO		276	31	10%	307
PALM GARDEN OF WEST PALM BEACH	4	287	15	5%	306
CARITHERS PEDIATRIC GROUP		269	36	12%	305
STARKE FAMILY MEDICAL CENTER		243	61	20%	304
SEA BREEZE REHAB AND NURSING CENTER		296	8	3%	304
DELTONA HEALTH CARE		279	23	8%	302
Destin Healthcare and Rehabilitation Center	1	264	36	12%	301
Palm Garden of Largo		297	3	1%	300
KEY WEST HEALTH AND REHAB	1	292	7	2%	300
GOOD SAMARITAN SOCIETY-DAYTONA		284	14	5%	298
HEALTH FIRST ADVENTHEALTH CENTRA CARE - TITUSVILLE		56	241	81%	297
PruittHealth Panama City	1	236	60	20%	297

COVID-19: testing by laboratory

Data through Jan 28, 2021 verified as of Jan 29, 2021 at 09:25 AM

Data in this report are provisional and subject to change.

The numbers in the table below represent the number of Florida and non-Florida residents for whom test results were received by the Department of Health. A person can be tested by more than one laboratory and can have both positive and negative results. **Therefore, the sum of the numbers in each column will be larger than the total number of people tested.**

Reporting lab	Inconclusive	Negative	Positive	Percent positive	Total
PHYSICIANS REGIONAL WALK-IN		185	112	38%	297
BUENA VISTA URGENT CARE		264	32	11%	296
ORANGE BLOSSOM FAMILY HEALTH		278	18	6%	296
Marshall Health and Rehabilitation Center		267	28	9%	295
FLORIDA DEPARTMENT OF HEALTH IN LIBERTY COUNTY	2	206	87	29%	295
LabCorp (Non-Interfaced)	1	119	174	59%	294
AFC URGENT CARE		67	226	77%	293
AVELLINO LAB USA, INC	1	280	12	4%	293
NORTHWEST MEDICAL CENTER CLINICAL LABORATORY		175	117	40%	292
BAY VILLAGE OF SARASOTA INC		289	3	1%	292
OCEAN VIEW NURSING AND REHAB CENTER		279	13	4%	292
EPN URGENT CARE		44	248	85%	292
LIFE CARE CENTER OF PALM BAY□		283	8	3%	291
MOOSEHAVEN HEALTH CENTER		254	37	13%	291
ROLLINS COLLEGE WELLNESS CENTER		130	161	55%	291
FIRST CHOICE PEDIATRICS		212	78	27%	290
BOCA BIOLISTICS REFERENCE LABORATORY	2	185	103	36%	290
PALM GARDEN OF GAINESVILLE	2	285	2	1%	289
OSPREY LODGE		232	57	20%	289
PEDIATRIC HEALTHCARE ALLIANCE		266	23	8%	289
Bardmoor Oaks Healthcare and Rehabilitation Center		283	6	2%	289
ASCEND CLINICAL	2	235	52	18%	289
AUBURN UNIVERSITY MEDICAL CLINIC		227	62	21%	289
HARDEE COUNTY HEALTH DEPARTMENT		227	61	21%	288
CRONOS CLINICAL LABORATORY	22	183	82	29%	287
MANOR CARE OF BOYNTON BEACH LLC		262	24	8%	286
LAKELAND REGIONAL HEALTH SYSTEMS INC		20	266	93%	286
BIOCEPT		270	16	6%	286
GANDY CROSSING CARE CENTER	1	272	13	5%	286
ROSEWOOD HEALTH AND REHABILITATION CENTER		267	19	7%	286
SPECIALTY HEALTH AND REHABILITATION CENTER		260	25	9%	285
PruittHealth Santa Rosa		195	89	31%	284
SPRINGTREE REHAB & HEALTH CARE CENTER		267	16	6%	283
SABAL DIRECT PRIMARY CARE, PA		229	54	19%	283
HARDEE MANOR HEALTH CARE CENTER	1	279	3	1%	283
ST JAMES HEALTH AND REHABILITATION CENTER		198	84	30%	282
HEALTH CARE DISTRICT OF PALM BEACH COUNTY	1	133	147	52%	281
AVANTE AT LEESBURG INC		280			280
AVENTURA REHAB AND NURSING CENTER		275	5	2%	280
FAMILY CARE PARTNERS OF NORTHEAST FLORIDA LLC		208	72	26%	280
ATLANTIC SHORES NURSING AND REHAB CENTER	1	270	9	3%	280
ST LUCIE EMPLOYEE HEALTH & WELLNESS CENTER		276	4	1%	280
VILLAGE DOCTORS FAMILY MEDICAL CENTER OF		222	57	20%	279
BRIDGEWATER PARK HEALTH AND REHAB		257	22	8%	279
ORCHARD RIDGE CARE AND REHABILITATION CENTER		263	16	6%	279
SIGNATURE HEALTHCARE OF NORTH FLORIDA		277	2	1%	279

COVID-19: testing by laboratory

Data through Jan 28, 2021 verified as of Jan 29, 2021 at 09:25 AM

Data in this report are provisional and subject to change.

The numbers in the table below represent the number of Florida and non-Florida residents for whom test results were received by the Department of Health. A person can be tested by more than one laboratory and can have both positive and negative results. **Therefore, the sum of the numbers in each column will be larger than the total number of people tested.**

Reporting lab	Inconclusive	Negative	Positive	Percent positive	Total
KISSIMMEE FACILITY OPERATIONS LLC		260	19	7%	279
PRUITT HEALTH-SANTA ROSA		275	2	1%	277
VILLAGE DOCTORS OF KEYSTONE		203	74	27%	277
SERENADES IN THE VILLAGES		222	54	20%	276
AURORA DIAGNOSTICS BERNHARDT LABORATORIES PATHOLOGY SERVICE		190	85	31%	275
ARGO SENIOR LIVING AT HAVERHILL		259	16	6%	275
DIAGNOSTIC & CLINICAL CARE SERVICES INC DBA		219	56	20%	275
TIDEWELL HOSPICE INC		271	3	1%	274
Glades West Rehabilitation and Nursing Center		266	8	3%	274
PINES OF SARASOTA		270	3	1%	273
LUTHERAN HAVEN		265	8	3%	273
LAKE EUSTIS HEALTH AND REHABILITATION CENTER		267	6	2%	273
ST JUDE CHILDREN'S RESEARCH HOSPITAL		258	15	5%	273
WESTCHESTER GARDENS LIMITED PARTNERSHIP		268	5	2%	273
FL HUD DESTIN, LLC D/B/A GRAND BOULEVARD HEALTH		238	34	13%	272
CONSULATE HEALTH CARE OF SAFETY HARBOR		266	6	2%	272
Bay Breeze Senior Living and Rehabilitation Center		220	52	19%	272
TAMARAC REHABILITATION & HEALTH CENTER		271	1	0%	272
SUN COUNTRY PEDIATRICS PLLC	7	239	26	10%	272
QUALITOX LABORATORIES		105	166	61%	271
HOMESTEAD MANOR	2	229	40	15%	271
BROWARD PARTNERSHIP	4	261	5	2%	270
Premier Place at The Glenview		260	8	3%	268
SAINTS 120 LLC	1	233	33	12%	267
ADVENT HEALTH CENTRA CARE - ORMOND BEACH		113	153	58%	266
SUNLAND MARIANNA COX MEDICAL CENTER		227	39	15%	266
LIFE CARE CENTER OF WINTER HAVEN		248	18	7%	266
AVANTE AT MT DORA		262	3	1%	265
THE SPRINGS AT BOCA CIEGA BAY		256	9	3%	265
CHILDRENS CLINIC WEST FLORIDA PEDIATRICS		239	25	9%	264
PIONEER CLINICAL LAB LLC		195	69	26%	264
REGENTS PARK OF BOCA RATON		262	2	1%	264
HEATHER HILL HEALTHCARE CENTER		222	42	16%	264
PALMS REHABILITATION AND HEALTHCARE CENTER		239	24	9%	263
COLOR GENOMICS, INC.	2	254	6	2%	262
ADVENTHEALTH EXPRESS CARE AT WALGREENS		218	43	16%	261
renaissance health and rehabilitation center		244	17	7%	261
BRISTOL AT TAMPA, THE	3	250	8	3%	261
PIONEER CLINICAL LAB, LLC		168	92	35%	260
CLIFFORD CHESTER SIMS VA NURSING HOME		251	9	3%	260
CONSULATE HEALTHCARE OF KISSIMMEE		247	12	5%	259
BEAR CREEK NURSING CENTER		255	4	2%	259
Rehabilitation Center for Park Place LLC		251	8	3%	259
SILVER CREEK SENIOR LIVING COMMUNITY		253	5	2%	258
AMEERAH LABS, LLC	2	194	62	24%	258
FLORIDA WOMAN CARE LABORATORY LLC		232	26	10%	258

COVID-19: testing by laboratory

Data through Jan 28, 2021 verified as of Jan 29, 2021 at 09:25 AM

Data in this report are provisional and subject to change.

The numbers in the table below represent the number of Florida and non-Florida residents for whom test results were received by the Department of Health. A person can be tested by more than one laboratory and can have both positive and negative results. **Therefore, the sum of the numbers in each column will be larger than the total number of people tested.**

Reporting lab	Inconclusive	Negative	Positive	Percent positive	Total
DAVID SCOTT MADWAR MD PA□		232	26	10%	258
ROSEN MEDICAL CENTER		221	36	14%	257
QUICK CARE MED		204	52	20%	256
PERSONALIZED GENETIC TESTING	1	162	92	36%	255
JACKSON PLAZA NURSING & REHAB CENTER	4	245	6	2%	255
FLORIDA HEART & VASCULAR MULTISPECIALTY GROUP PA		173	81	32%	254
RULEME CENTER	2	229	23	9%	254
ELMHURST HOSPITAL CENTER	1	237	15	6%	253
HEALTH PARK CARE CENTER		250	3	1%	253
LONGWOOD FAMILY PRACTICE		192	60	24%	252
NORTH VISTA HOSPITAL LABORATORY		198	54	21%	252
The Care Center at Pinellas Park	1	243	8	3%	252
NATIONS BEST FAMILY HEALTH CARE		92	159	63%	251
SAMANTHA WILSON CARE CENTER	3	239	9	4%	251
ASSOCIATESMD MEDICAL GROUP INC		203	47	19%	250
SHELL POINT VILLAGE MEDICAL CENTER		246	4	2%	250
PROTEUS MOLECULAR AND CLINICAL LAB	1	148	101	40%	250
Solaris Healthcare Lake Bennet		218	32	13%	250
ORLANDO VA MEDICAL CENTER			249	100%	249
TALLAHASSEE NHHI LLC	1	221	27	11%	249
LAKE PARK OF MADISON		241	7	3%	248
BROOKDALE FORT MYERS CYPRESS LAKE		246	1	0%	247
Solaris HealthCare Imperial		240	7	3%	247
CARRINGTON PLACE OF ST PETE LLC		242	4	2%	246
LAB DOCTOR		215	31	13%	246
RIVERS FAMILY MEDICINE PA		179	67	27%	246
TUSKAWILLA NURSING AND REHAB CENTER	2	237	7	3%	246
FG RAPID RESULTS	2	115	129	52%	246
BOND CLINIC PA PEDIATRICS DEPT		216	30	12%	246
KENNEDY PAIN CLINIC GROUP LLC		219	27	11%	246
MARTIN MEMORIAL MEDICAL CENTER LAB		128	118	48%	246
BROWARD NURSING & REHABILITATION CTR	8	231	6	2%	245
PEDIATRIC HEALTH CARE ALLIANCE, PA		223	22	9%	245
SERANADES BY SONATA WEST ORANGE		219	26	11%	245
MALABAR/ADVENT CENTRA CARE		48	196	80%	244
Fernandina Beach Rehabilitation and Nursing Center		242	2	1%	244
REHABILITATION CENTER OF LAKE CITY, THE		215	28	12%	243
HARBOURWOOD	1	238	4	2%	243
Heritage Healthcare at Tallahassee		239	4	2%	243
ANCIENT CITY PEDIATRICS		229	14	6%	243
ROSEWOOD HEALTHCARE & REHABILITATION CENTER		239	4	2%	243
HCSO OCCUPATIONAL HEALTH AND WELLNESS CENTER		186	56	23%	242
ARCHER HEALTH VENTURES, LLC		217	25	10%	242
Solaris Healthcare Coconut Creek		237	4	2%	241
GOOD SAMARITAN CARES		236	5	2%	241
MANOR CARE OF NAPLES FL LLC		238	3	1%	241

COVID-19: testing by laboratory

Data through Jan 28, 2021 verified as of Jan 29, 2021 at 09:25 AM

Data in this report are provisional and subject to change.

The numbers in the table below represent the number of Florida and non-Florida residents for whom test results were received by the Department of Health. A person can be tested by more than one laboratory and can have both positive and negative results. **Therefore, the sum of the numbers in each column will be larger than the total number of people tested.**

Reporting lab	Inconclusive	Negative	Positive	Percent positive	Total
BAYA POINTE NURSING AND REHABILITATION		158	83	34%	241
PALM GARDEN OF AVENTURA		236	2	1%	238
ADDINGTON PLACE AT WELLINGTON GREEN		235	3	1%	238
BUREAU OF CLINICAL LABORATORIES		198	39	16%	237
BRENTWOOD RETIREMENT COMMUNITY	5	204	28	12%	237
Sunset Point Center		232	4	2%	236
HOLIDAY CVS LLC DBA CVS/PHARMACY #0440		230	6	3%	236
RAINBOW PEDIATRIC CENTER PA		219	17	7%	236
BROOKDALE PADDOCK HILLS		234	2	1%	236
OAK HAMMOCK AT THE UNIVERSITY OF FLORIDA		229	6	3%	235
REGENTS PARK AT AVENTURA		221	14	6%	235
BAY TREE CARE AND REHABILITATION CENTER		197	38	16%	235
Vi at Lakeside Village Skilled Nursing		230	5	2%	235
SILVERCREST HEALTH AND REHABILITATION CENTER	3	226	6	3%	235
ENCOMPASS HEALTH REHABILITATION HOSPITAL	5	219	10	4%	234
DIGNITY HEALING, LLC		223	11	5%	234
CHAUTAUQUA REHABILITATION AND NURSING CENTER		224	9	4%	233
SUNSHINE URGENT CARE LLC		152	81	35%	233
MEMPHIS PATHOLOGY LABORATORY	4	212	17	7%	233
CHIPOLA HEALTH AND REHAB		216	17	7%	233
NAPLES CHILDREN'S URGENT CARE		191	41	18%	232
TERRACES OF LAKE WORTH CARE CENTER□		219	12	5%	231
ManorCare Health Services-Palm Harbor	1	229			230
FAMILY CARE PARTNERS OF NE FLORIDA LLC		165	64	28%	229
AVECINA MOBILE		118	110	48%	228
URGENT CARE EXPRESS LLC		1	226	100%	227
TIERRA PINES CENTER		216	11	5%	227
TGH		1	226	100%	227
LYNN HAVEN SPORTS COMPLEX-WALKON CLINIC		21	206	91%	227
AMERICAN HOUSE SENIOR LIVING		182	44	19%	226
BAPTIST PRIMARY CARE, INC		209	17	8%	226
MANDARIN PEDIATRICS		209	17	8%	226
ACCURATE DIAGNOSTIC LABS, INC		212	14	6%	226
SOUTHWEST ORLANDO FAMILY MEDICINE, PL		181	44	20%	225
PRO HEALTH		74	151	67%	225
PARKS HEALTHCARE & REHABILITATION CTR	4	211	10	4%	225
EDGEWATER AT WATERMAN VILLAGE,THE		210	14	6%	224
USA HEALTH UNIVERSITY HOSPITAL CLINICAL LABORATORY	1	218	5	2%	224
CLINICAL ENTERPRISE, INC		205	18	8%	223
LEHIGH VALLEY GENOMICS			223	100%	223
CROSS POINTE CARE CENTER	2	219	1	0%	222
UNIVERSITY OF TAMPA STUDENT HEALTH AND SHC CLINICAL LABORATORY		79	143	64%	222
VETERANS AFFAIRS MEDICAL CENTER - MIAMI		1	221	100%	222
WESTWOOD HEALTHCARE SNF		183	38	17%	221
FORT MYERS REHABILITATION AND NURSING CENTER		196	25	11%	221
INTERNAL MEDICINE & PEDIATRICS OF TAMPA BAY PA		174	47	21%	221

COVID-19: testing by laboratory

Data through Jan 28, 2021 verified as of Jan 29, 2021 at 09:25 AM

Data in this report are provisional and subject to change.

The numbers in the table below represent the number of Florida and non-Florida residents for whom test results were received by the Department of Health. A person can be tested by more than one laboratory and can have both positive and negative results. **Therefore, the sum of the numbers in each column will be larger than the total number of people tested.**

Reporting lab	Inconclusive	Negative	Positive	Percent positive	Total
COMMUNITY HEALTH AND REHABILITATION CENTER		171	50	23%	221
MIAMI JEWISH HEALTH SYSTEMS, INC	1	212	8	4%	221
ABBOTT LABORATORIES		142	78	35%	220
Lakewood Nursing Center		191	29	13%	220
Parkview Rehabilitation Center at Winter Park		215	5	2%	220
MOLECULAR TESTING LABS		179	41	19%	220
W FRANK WELLS NURSING HOME		193	27	12%	220
WOOD LAKE HEALTH AND REHABILITATION CENTER		219			219
Boynton Beach Rehabilitation Center	2	213	4	2%	219
FLORIDA CLINICAL LABORATORY-BIOREFERENCE LABORATORIES		72	147	67%	219
ST CATHERINE'S WEST REHABILITATION HOSPITAL		206	12	6%	218
Chatsworth at PGA National, LLC		209	9	4%	218
LAKE PORT SQUARE		200	17	8%	217
FLOMEDILAB		20	197	91%	217
THE MANOR AT CARPENTERS		185	32	15%	217
FELLOWSHIP HOME AT THE FAIRWAY LLC		210	6	3%	216
OCALA FAMILY MEDICAL CENTER INC	1	175	40	19%	216
ST. CLOUD REGIONAL MEDICAL CENTER		199	17	8%	216
ADVENTHEALTH EXPRESS CARE AT WALGREENS 49TH STREET		175	41	19%	216
Consulate Health Care of North Fort Myers		203	12	6%	215
HAVEN OF OUR LADY OF PEACE INC		207	8	4%	215
BLOCK, NATION, CHASE, AND SMOLEN FAMILY MEDICINE		157	57	27%	214
GATEWAY/ADVENT CENTRA CARE	1	24	189	88%	214
ORANGE COUNTY HEALTH DEPT		201	11	5%	212
PEDIATRICS BY THE SEA		205	7	3%	212
CONSULATE HEALTH CARE OF WINTER HAVEN		209	3	1%	212
PCB CLINIC		167	45	21%	212
POCONO MEDICAL CENTER		212			212
SUNRISE DIAGNOSTIC LABORATORY		158	53	25%	211
Lake Port Square Health Center		196	15	7%	211
ADVANCED AMBULATORY SURGERY CENTER		200	11	5%	211
PEDIATRICS IN BREVARD PA		188	22	10%	210
SIGNATURE HEALTHCARE AT THE COURTYARD		162	47	22%	209
Taylor Care Center		204	5	2%	209
THE PALACE NURSING AND REHABILITATION CENTER		209			209
ESTERO ISLAND MEDICAL CENTER		170	38	18%	208
HOMESTEAD VILLAGE		203	5	2%	208
DOCTORS MEMORIAL FAMILY MEDICINE	2	142	63	30%	207
Cross Gardens Care Center		206	1	0%	207
RIVERWOOD HEALTH NH LLC		168	39	19%	207
Avante at Inverness		207			207
ASCENSION MEDICAL GROUP		3	204	99%	207
ADVENTHEALTH CENTRA CARE TRINITY		181	25	12%	206
ADVENTHEALTH MEDICAL GROUP PROMPT CAR	1	138	67	33%	206
EXCEL PEDIATRICS		166	40	19%	206
AVON PARK PEDIATRICS INC	3	182	19	9%	204

COVID-19: testing by laboratory

Data through Jan 28, 2021 verified as of Jan 29, 2021 at 09:25 AM

Data in this report are provisional and subject to change.

The numbers in the table below represent the number of Florida and non-Florida residents for whom test results were received by the Department of Health. A person can be tested by more than one laboratory and can have both positive and negative results. **Therefore, the sum of the numbers in each column will be larger than the total number of people tested.**

Reporting lab	Inconclusive	Negative	Positive	Percent positive	Total
Avante at Orlando		201	3	1%	204
FULGENT GENETICS	2	163	39	19%	204
PATHGROUP LABS LLC		97	105	52%	202
BAPTIST PRIMARY CARE INC	1	178	23	11%	202
POLK COUNTY HEALTH DEPARTMENT		178	24	12%	202
ADVENT HEALTH - ORLANDO		147	55	27%	202
HEALTH FIRST - HOLMES REGIONAL MEDICAL CENTER		32	170	84%	202
CORAL REEF NURSING & REHABILITATION CENTER		199	2	1%	201
AMBULATORY SURGERY CENTER OF BOCA RATON LTD		200	1	0%	201
VAMC WEST PALM LAB		5	196	98%	201
Governors Creek Health and Rehabilitation	1	198	2	1%	201
Orchid Cove at Sarasota		199	1	1%	200
Solaris Senior Living North Naples ALF		191	9	5%	200
AMERICAN FINNISH NURSING HOME	1	194	5	3%	200
PAVILION FOR HEALTHCARE, THE		199	1	1%	200
ABSOLUTE GENOMICS	1	127	72	36%	200
CENTERSTONE OF FLORIDA		185	14	7%	199
FRICKS PHARMACY		148	51	26%	199
SOLARIS SENIOR LIVING VERO BEACH		192	7	4%	199
TRENTON MEDICAL CENTER INC DBA PALMS MEDICAL GROUP	4	140	55	28%	199
KINDRED HOSPITAL	7	188	4	2%	199
Life Care Center of Punta Gorda	1	186	11	6%	198
ADVENT HEALTH - CARROLLWOOD	4	169	25	13%	198
PEDIATRIC ASSOCIATES OF OCALA PA		174	24	12%	198
DEPARTMENT OF HEALTH & HUMAN SERVICES		198			198
WIREGRASS DIRECT PRIMARY CARE PLLC		168	30	15%	198
HOLLEY NAVARRE MEDICAL CLINIC		139	58	29%	197
GLENRIDGE ON PALMER RANCH,THE		190	7	4%	197
FHMG FLORIDA HOSPITAL MEDICAL GROUP		169	28	14%	197
FLORIDA HEALTH CARE PLANS			197	100%	197
PORT SAINT LUCIE HOSPITAL		187	9	5%	196
AMERICAN MEDICAL RESPONSE		192	4	2%	196
MACTOWN, INC		194	1	1%	195
ATLANTIC URGENT CARE		133	62	32%	195
Crossbreeze care center		193	2	1%	195
ELMCROFT PINECREST	1	181	13	7%	195
STEWART SEBASTIAN RIVER MEDICAL CENTER		158	36	19%	194
FIRST CHOICE PRIMARY CARE		151	43	22%	194
FORT PIERCE HEALTH CARE		189	5	3%	194
LASER & SURGERY CENTER OF THE PALM BEACHES		193	1	1%	194
WASHINGTON REHAB AND NURSING		185	9	5%	194
San Jose Health & Rehabilitation		191	3	2%	194
JAMES A HALEY VETERANS HOSPITAL			194	100%	194
SUPERIOR RESIDENCES OF PANAMA CITY BEACH		187	6	3%	193
Bayside Health and Rehabilitation		164	29	15%	193
JACKSONVILLE KIDS PEDIATRICS, PLLC		168	25	13%	193

COVID-19: testing by laboratory

Data through Jan 28, 2021 verified as of Jan 29, 2021 at 09:25 AM

Data in this report are provisional and subject to change.

The numbers in the table below represent the number of Florida and non-Florida residents for whom test results were received by the Department of Health. A person can be tested by more than one laboratory and can have both positive and negative results. **Therefore, the sum of the numbers in each column will be larger than the total number of people tested.**

Reporting lab	Inconclusive	Negative	Positive	Percent positive	Total
Nspire Health Care Kendall		182	10	5%	192
NORTH FLORIDA PEDIATRICS - MARIANNA		155	36	19%	191
HEALTH LINK DIAGNOSTIC LABORATORIES		182	9	5%	191
ADVENTHEALTH EXPRESS CARE AT		142	49	26%	191
NSPIRE HEALTHCARE LAUDERHILL		185	6	3%	191
VITAS HEALTHCARE CORPORATION		187	3	2%	190
BAYVIEW CENTER		186	4	2%	190
FLORIDA KEYS PEDIATRICS & ADOLESCENT CENTER		181	9	5%	190
CYPRESS POINT LIVING, LLC		175	14	7%	189
Life Care Center at Inverrary		187	2	1%	189
OKEECHOBEE COUNTY HEALTH DEPT	1	122	66	35%	189
CHIPOLA MEDICAL ASSOCIATES, LLC		128	60	32%	188
OCEAN REEF MEDICAL CENTER		150	38	20%	188
WOMEN'S CARE FLORIDA LABORATORY		183	5	3%	188
NEO GENOMICS - FORT MYERS	1	181	6	3%	188
CYPRESS COVE		182	5	3%	187
Consulate Healthcare of West Palm Beach		173	14	7%	187
HOLISTIX TREATMENT CENTERS		181	6	3%	187
ABBIEJEAN RUSSELL CARE CENTER		187			187
SARNO EXTENDED HOURS		124	63	34%	187
LIFE CARE CENTER OF PORT ST. LUCIE		178	8	4%	186
LAUREL POINT CARE ACQUISITION LLC DBA SANDGATE GARDENS REHAB AND NURSI		162	24	13%	186
LAKESIDE NEUROLOGIC		177	9	5%	186
DISCOVERY VILLAGE AT MELBOURNE		166	20	11%	186
PLANTATION NURSING & REHAB CENTER		186			186
CONSULATE HEALTH CARE OF MELBOURNE		183	3	2%	186
BOCA RATON REHABILITATION CENTER	4	178	3	2%	185
ADVENT HEALTH CENTRA CARE - DAYTONA BEACH		93	92	50%	185
ARCPPOINT LABS OF ST PETERSBURG		118	67	36%	185
INN AT ASTON GARDENS, THE		178	7	4%	185
ADVENT		172	13	7%	185
Whispering Oaks	9	153	23	12%	185
ANTHEM LAKES LLC		151	34	18%	185
UCC - WELLINGTON		1	184	99%	185
ST. JAMES BAY HEALTH AND REHABILITATION CENTER		183	1	1%	184
LAKE VIEW CARE CENTER AT DELRAY		177	6	3%	183
TAVARES PEDIATRICS		153	30	16%	183
TRINITY REGIONAL REHAB CENTER		168	15	8%	183
ADVENT HEALTH CENTRA CARE - WESLEY CHAPEL		13	170	93%	183
NIGHT LITE PEDIATRICS WINTER GARDEN		144	38	21%	182
WATERMARK LAKE POINTE WOODS LLC		164	18	10%	182
FINLAY CLINICAL LABORATORY INC		36	146	80%	182
NADAL PEDIATRICS - VICTORIA STREET (3385)		153	28	15%	181
WHITE WILSON MEDICAL IMMEDIATE CARE NICEVILLE		1	180	99%	181
CONEY ISLAND HOSPITAL		174	7	4%	181
ARBOR FACILITY INC		180			180

COVID-19: testing by laboratory

Data through Jan 28, 2021 verified as of Jan 29, 2021 at 09:25 AM

Data in this report are provisional and subject to change.

The numbers in the table below represent the number of Florida and non-Florida residents for whom test results were received by the Department of Health. A person can be tested by more than one laboratory and can have both positive and negative results. **Therefore, the sum of the numbers in each column will be larger than the total number of people tested.**

Reporting lab	Inconclusive	Negative	Positive	Percent positive	Total
ONESTOP MEDICAL AND URGENT CARE LLC		142	37	21%	179
AZALEA TRACE		167	12	7%	179
STATMED QUICK QUALITY CLINIC AT NORTH PINELLAS		65	113	63%	178
ADVENT HEALTH CENTRA CARE - CARROLLWOOD		5	172	97%	177
BAPTIST HEALTH PRIMARY CARE	1	134	42	24%	177
NORTH FLORIDA PEDIATRICS PA - DUVAL		152	25	14%	177
PADDOCK RIDGE		173	3	2%	176
FLORIDA HEALTH CARE PLAN INC		2	174	99%	176
Heritage Park Rehabilitation & Healthcare		159	17	10%	176
ST MARK VILLAGE		172	4	2%	176
TARPON POINT NURSING AND REHABILITATION CENTER		173	3	2%	176
BORLAND GROOVER CLINIC	1	144	31	18%	176
Emory L Bennett State Veterans Nursing Home		173	3	2%	176
OAKBROOK HEALTH AND REHABILITATION CENTER	1	160	14	8%	175
PALM BEACH PEDIATRICS PA	2	159	14	8%	175
Coastal Health and Rehabilitation Center		167	8	5%	175
BOND CLINIC, PA		122	53	30%	175
ASTON GARDENS AT PELICAN MARSH		169	5	3%	174
Heartland Healthcare of Ft. Myers	1	173			174
Cross Terrace REhabilitation		173	1	1%	174
The Inn at Sarasota Bay Club		172	2	1%	174
Consulate Health Care of St. Petersburg		174			174
Life Care Center of Sarasota		163	11	6%	174
MEDICAL CONSULTANTS OF FLORIDA LLC	1	142	31	18%	174
24/7 PEDIATRIC CARE CENTERS INC		157	16	9%	173
ORLANDO HEALTH EMERGENCY DEPARTMENT		162	11	6%	173
EVENT MED SERVICES LABORATORY		170	3	2%	173
THE RESIDENCE AT TIMBER PINES	4	144	24	14%	172
DE LUNA HEALTH AND REHABILITATION CENTER		150	21	12%	171
COLONY CLUB ALF,THE		157	13	8%	170
HUNT CLUB PEDIATRIC ASSOCIATES, P.A.		142	28	16%	170
ADVENT HEALTH CARE CENTER		160	9	5%	169
Concordia Village of Tampa AL		165	4	2%	169
CANTERFIELD OF CLAY COUNTY		132	37	22%	169
GOOD SAMARITAN SOCIETY OF DELAND		159	10	6%	169
ALL SEASONS NAPLES LLC		164	4	2%	168
GEORGIA DEPARTMENT OF PUBLIC HEALTH	1	5	162	96%	168
CORAL GABLES NURSING & REHABILITATION CENTER		159	9	5%	168
ALLSOUTH URGENT CARE		6	162	96%	168
PANAMA CITY DEVELOPMENTAL CENTER		168			168
FAMILY EXPRESS URGENT CARE			167	100%	167
HOSPITAL FOR SPECIAL SURGERY		165	2	1%	167
CANTERFIELD OF OCALA, LLC		156	11	7%	167
URGENT CARE OF THE PALM BEACHES, NORTH PALM BEACH			167	100%	167
WALGREENS 10670		148	18	11%	166
The Waterford		166			166

COVID-19: testing by laboratory

Data through Jan 28, 2021 verified as of Jan 29, 2021 at 09:25 AM

Data in this report are provisional and subject to change.

The numbers in the table below represent the number of Florida and non-Florida residents for whom test results were received by the Department of Health. A person can be tested by more than one laboratory and can have both positive and negative results. **Therefore, the sum of the numbers in each column will be larger than the total number of people tested.**

Reporting lab	Inconclusive	Negative	Positive	Percent positive	Total
EDGEWOOD NURSING CENTER		159	7	4%	166
ADVENT HEALTH CENTRA CARE - TEMPLE TERRACE	1	103	62	37%	166
BARTON HEALTH ALLIANCE		131	34	21%	165
LAB CORP	1	93	71	43%	165
KR at Hillsborough Lakes/Lutz Healthcare		160	5	3%	165
TUSCAN GARDENS OF VENETIA MANAGEMENT COMPANY		150	13	8%	163
PALM HARBOR FAMILY PRACTICE & WALK-IN		117	46	28%	163
ADVENT HEALTH - LAKE NONA		139	24	15%	163
TRI COUNTY NURSING HOME		162	1	1%	163
BRADENTON HEALTH CARE		163			163
DOCTORS MEMORIAL HOSPITAL		44	119	73%	163
PRIMECARE OF DOTHAN		113	50	31%	163
ROSECASTLE OF CITRUS		133	29	18%	162
PATRIOT MEDICAL LABORATORIES		156	6	4%	162
VETERANS AFFAIRS ORLANDO VA MEDICAL CENTER			161	100%	161
SOMERBY LAKE NONA		154	7	4%	161
SARAPATH DIAGNOSTICS		65	96	60%	161
Surrey Place Healthcare and Rehabilitation		160	1	1%	161
GREENBRIAR REHABILITATION AND NURSING CENTER	1	159			160
MAGNOLIA FAMILY URGENT CARE		135	25	16%	160
FIRST CHOICE PEDIATRICS SEMORAN		80	80	50%	160
BENDERSON FAMILY SKILLED NURSING AND□		143	17	11%	160
KEYSTONE REHAB		160			160
DISCOVERY VILLAGE AT NAPLES		142	17	11%	159
AMA MEDICAL GROUP LLC		132	27	17%	159
OSPREY VILLAGE AT AMELIA ISLAND LTD		150	8	5%	158
ARCADIA HEALTH AND REHABILITATION CENTER		100	58	37%	158
WUESTHOFF REF LABORATORY			158	100%	158
YOUR FAMILY WALK-IN CLINIC		10	148	94%	158
VIERA MANOR ASSISTED LIVING RESIDENCE		150	7	4%	157
AMELIA MEDICAL CARE		15	142	90%	157
MATHISON RETIREMENT COMMUNITY, INC	1	148	8	5%	157
Englewood Healthcare and Rehab		141	15	10%	156
TIMBERRIDGE NURSING HOME & REHAB		123	33	21%	156
BEACON AT GULF BREEZE, THE	2	147	7	4%	156
EDWARD J HEALEY REHAB & NURSING CENTER		155			155
PRUITT HEALTH		153	2	1%	155
EXOSOME DIAGNOSTICS	1	137	17	11%	155
NO FLORIDA PEDIATRICS, PA		131	24	15%	155
MEDIPATH LLC		2	153	99%	155
COCOA BEACH/ADVENT CENTRA		41	114	74%	155
PALMETTO FACILITY INC	1	153			154
CITRUS HEALTH AND REHAB		128	26	17%	154
ARDEN COURTS OF LARGO FL, LLC		140	13	8%	153
TUSCAN GARDENS OF PALM COAST		150	3	2%	153
LCS SANDHILL COVE LLC DBA	4	142	7	5%	153

COVID-19: testing by laboratory

Data through Jan 28, 2021 verified as of Jan 29, 2021 at 09:25 AM

Data in this report are provisional and subject to change.

The numbers in the table below represent the number of Florida and non-Florida residents for whom test results were received by the Department of Health. A person can be tested by more than one laboratory and can have both positive and negative results. **Therefore, the sum of the numbers in each column will be larger than the total number of people tested.**

Reporting lab	Inconclusive	Negative	Positive	Percent positive	Total
FAWCETT MEMORIAL HOSPITAL-LAB		39	113	74%	152
SANDY PINES	2	132	18	12%	152
CAYUGA MEDICAL CENTER AT ITHACA		148	4	3%	152
US MEDICAL CARE, INC		135	16	11%	151
LEESBURG PEDIATRICS		140	11	7%	151
BIO-TECH CLINICAL LABORATORIES INC		128	23	15%	151
WALGREENS 3173		138	13	9%	151
MIRACLE HILL NURSING & REHABILITATION CENTER INC		146	5	3%	151
PONTE VEDRA GARDENS		150	1	1%	151
HERITAGE HEALTHCARE AND REHABILITATION CENTER		150	1	1%	151
CSL PLASMA		28	123	81%	151
DIAMOND RIDGE		147	4	3%	151
GENE BY GENE		61	89	59%	150
WOODBIDGE FACILITY INC		146	4	3%	150
UNIVERSITY OF MIAMI		26	124	83%	150
MID FLORIDA PATHOLOGY LLC MOBILE UNIT #4		102	48	32%	150
PRECISION HEALTH RESOURCES, LLC	1	133	15	10%	149
BAY VUE NURSING AND REHABILITATION CENTER		139	10	7%	149
ZON BEACHSIDE LLC		122	27	18%	149
Chatham Glen Healthcare and Rehabilitation Center		143	5	3%	148
GUEST HOUSE OCALA, THE		145	3	2%	148
PRECISION GENETICS, INC		144	4	3%	148
MEADOWCREST FAMILY PHYSICIANS		92	55	37%	147
BARKLEY PLACE	1	142	4	3%	147
GOLD CHOICE SENIOR COMMUNITIES		107	40	27%	147
REFUAH HEALTH CENTER LABORATORY		140	7	5%	147
SUWANNEE VALLEY NURSING CENTER		136	11	7%	147
ROSECASTLE OF ZEPHRILLS		145	2	1%	147
ARTHREX MEDICAL CENTER		48	97	67%	145
JACKSONVILLE NURSING AND REHAB CENTER		139	6	4%	145
REGENCY CARE OF BLOUNTSTOWN LLC		135	10	7%	145
ST PETERSBURG PEDIATRICS-PARK BLVD		126	19	13%	145
SEAGRASS VILLAGE FLEMING ISLAND		110	35	24%	145
NEW YORK CITY DEPARTMENT OF HEALTH & MENTAL		117	27	19%	144
NCRNC INC		140	4	3%	144
Quail Run Health Care Center		143			143
LA MER NH LLC		139	4	3%	143
JEFFERY WEINZWEIG		2	141	99%	143
LAKEVIEW INTERNAL MEDICINE		92	50	35%	142
ADVENTHEALTH CENTRA CARE PONCIANA	1	81	60	42%	142
PALM BEACH COUNTY HEALTH DEPT LAB	4	132	6	4%	142
Sunnyside Nursing Home		139	3	2%	142
MOBILE INFIRMARY MED CENTER PATH LAB		127	15	11%	142
LUIS A GHIGLINO MD PA		136	5	4%	141
PORT ST LUCIE REHABILITATION AND HEALTHCARE		98	43	30%	141
VENICE REGIONAL BAYFRONT HEALTH (PULMONARY)		126	15	11%	141

COVID-19: testing by laboratory

Data through Jan 28, 2021 verified as of Jan 29, 2021 at 09:25 AM

Data in this report are provisional and subject to change.

The numbers in the table below represent the number of Florida and non-Florida residents for whom test results were received by the Department of Health. A person can be tested by more than one laboratory and can have both positive and negative results. **Therefore, the sum of the numbers in each column will be larger than the total number of people tested.**

Reporting lab	Inconclusive	Negative	Positive	Percent positive	Total
GLADES HEALTH CARE CENTER		138	3	2%	141
NOVARI CARE LLC		97	44	31%	141
DOCTORS MEMORIAL FAMILY PRACTICE	2	106	33	23%	141
UNITED CLINICAL LABORATORIES		132	9	6%	141
BRIGHTON EGGERT PHARMACY INC		136	5	4%	141
ST ANTHONYS REHABILITATION HOSPITAL	7	131	2	1%	140
NORTH FLORIDA INTERNAL MEDICINE PA		107	33	24%	140
Gulf Coast Healthcare (Longwood Health and Rehab		118	21	15%	139
SOUTH BALDWIN REGIONAL MEDICAL CENTER		131	8	6%	139
WRIGHTS HEALTH CARE AND REHABILITATION CENTER		109	30	22%	139
AMERICAN PATHOLOGY PARTNERS		136	2	1%	138
MORSE LIFE MEMORY CARE RESIDENCE		132	6	4%	138
GRACE PEDIATRICS		114	24	17%	138
EMERITUS AT NAPLES	2	136			138
MILLENNIUM LAB SERVICES			137	100%	137
ADVENT HEALTH CENTRA CARE - CITRUS PARK		9	128	93%	137
PPC-LAB EDI ORCHARD BI		129	8	6%	137
MANOR AT BLUEWATER BAY		131	6	4%	137
ST PETERSBURG PEDIATRICS-SEMINOLE BLVD		108	28	21%	136
The Crossroads		135	1	1%	136
LABORATORY OF FLORIDA		83	53	39%	136
ADVENT HEALTH CENTRA CARE - ORANGE CITY	1	53	82	60%	136
VI AT BENTLEY VILLAGE HOME CARE		135			135
IRL MARKET LAB ALACHUA		104	31	23%	135
ADVENT HEALTH CENTRA CARE - DELAND		28	107	79%	135
ADVANCED MEDICAL GROUP		1	134	99%	135
ADVANCED MEDICAL CENTER		86	48	36%	134
GRAVITY DIAGNOSTICS, LLC		36	98	73%	134
DAYS PRING VILLAGE		112	22	16%	134
SUNNY HILLS ALF OF SEBRING INC		123	11	8%	134
FHMG-FLORIDA HOSPITAL MEDICAL GROUP		112	22	16%	134
NATURE COAST MEDICAL GROUP		53	80	60%	133
FORT WALTON REHABILITATION CENTER		96	37	28%	133
PROVIDENCE HOSPITAL LABORATORY		125	8	6%	133
AFTER HOURS PEDIATRICS INC	1	1	130	98%	132
GRAVITY DIAGNOSTICS		45	87	66%	132
OAKS OF KISSIMMEE HEALTH AND REHABILITATION CENTER		129	3	2%	132
THE REHABILITATION CENTER OF LAKE CITY		127	5	4%	132
PINNACLES PEDS CARE PA		132			132
LAKEVIEW TERRACE RETIREMENT COMMUNITY		117	15	11%	132
CHILDREN MED CARE INC		113	19	14%	132
INTEGRATED REGIONAL LABORATORIES		119	12	9%	131
THE WELLNESS CENTER AT LAKEWOOD RANCH		43	88	67%	131
LONGWOOD HEALTH AND REHABILITATION CENTER		125	6	5%	131
DAIRY ROAD URGENT CARE		70	61	47%	131
LabCorp L#09258090 M#09258105		73	58	44%	131

COVID-19: testing by laboratory

Data through Jan 28, 2021 verified as of Jan 29, 2021 at 09:25 AM

Data in this report are provisional and subject to change.

The numbers in the table below represent the number of Florida and non-Florida residents for whom test results were received by the Department of Health. A person can be tested by more than one laboratory and can have both positive and negative results. **Therefore, the sum of the numbers in each column will be larger than the total number of people tested.**

Reporting lab	Inconclusive	Negative	Positive	Percent positive	Total
BAY EDUCATORS WELLNESS CENTER		77	53	41%	130
PLANT CITY PEDIATRICS		108	22	17%	130
WEDGEWOOD HEALTHCARE CENTER		90	40	31%	130
SPRINGS AT LAKE POINTE WOODS		128	2	2%	130
VILLAGES REGIONAL HOSPITAL SURGERY CENTER LLC, THE		104	26	20%	130
CENTRACARE		17	112	87%	129
JOHNS HOPKINS ALL CHILDREN'S HOSPITAL		97	32	25%	129
BMHSI-AEL MICROBIOLOGY LABORATORY	2	102	25	19%	129
DOCTOR'S IN HOUSE LABORATORY		18	111	86%	129
FAMILY EXTENDED CARE OF CENTRAL TAMPA		114	15	12%	129
WIMAUMA COMMUNITY HEALTH CENTER		99	29	23%	128
TRI-COUNTY NURSING HOME		117	11	9%	128
PEDIATRICS OF GREATER ORLANDO		113	15	12%	128
POINTE, THE		112	16	13%	128
GESSLER CLINIC PA		98	29	23%	127
CORE BIO LABS		76	51	40%	127
REGENCY PARK		108	18	14%	126
HILLSBOROUGH COUNTY DEVELOPMENTAL CTR	1	117	8	6%	126
FARAH MEDICAL		117	9	7%	126
PHYSICIANS REGIONAL MEDICAL CENTER - PINE RIDGE		19	107	85%	126
CHARTER SENIOR LIVING OF PANAMA CITY BEACH		105	20	16%	125
MACCLENNY NURSING AND REHAB		109	16	13%	125
PALMS MEDICAL GROUP HIGH SPRINGS		103	22	18%	125
FOUNTAIN INN NURSING & REHABILITATION CTR, INC		119	6	5%	125
QUICK CARE MED LLC	1	113	11	9%	125
COASTAL INTERNAL MEDICINE		94	31	25%	125
BROOKDALE OF SPRING HILL	8	115	1	1%	124
THE ARLINGTON OF NAPLES INC.		121	3	2%	124
SOUTH CAMPUS FACILITY INC		119	5	4%	124
ANGELS DIAGNOSTIC GROUP		99	25	20%	124
LIFE CARE CENTER OF ALTAMONTE SPRINGS		102	22	18%	124
THE CLUB AND REHABILITATION CENTER		123	1	1%	124
MV MEDICAL PRACTICE DBA PRIMARY URGENT CARE		116	7	6%	123
VILLAGE PLACE NH LLC		99	24	20%	123
MANOR CARE OF PALM HARBOR		122	1	1%	123
ARBOR GLEN AT ARBOR TRACE	2	112	9	7%	123
ISLAND HEALTH AND REHABILITATION CENTER		122	1	1%	123
WALGREENS 6221		108	14	11%	122
WORKPLACE SCREENING INTELLIGENCE			122	100%	122
WESLEY HAVEN VILLA	1	113	8	7%	122
CROSSWINDS HEALTH AND REHABILITATION CENTER		122			122
SHOAL CREEK REHABILITATION CENTER		80	42	34%	122
STEWART MEDICAL GROUP		34	87	72%	121
ADVENT HEALTH CENTRA CARE - BRANDON		30	91	75%	121
PARKVIEW HEALTH		121			121
COQUINA CENTER		118	3	2%	121

COVID-19: testing by laboratory

Data through Jan 28, 2021 verified as of Jan 29, 2021 at 09:25 AM

Data in this report are provisional and subject to change.

The numbers in the table below represent the number of Florida and non-Florida residents for whom test results were received by the Department of Health. A person can be tested by more than one laboratory and can have both positive and negative results. **Therefore, the sum of the numbers in each column will be larger than the total number of people tested.**

Reporting lab	Inconclusive	Negative	Positive	Percent positive	Total
ARDEN COURTS OF TAMPA		120	1	1%	121
Lakeside Nursing and Rehabilitation Center	1	94	25	21%	120
MEYER PEDIATRICS		107	13	11%	120
PROVISTA DIAGNOSTICS, INC		117	3	3%	120
ALL FLORIDA FAMILY AND SPORTS MEDICINE		106	14	12%	120
NEMOURS CHILDREN'S URGENT CARE		80	40	33%	120
FOUNTAINS OF HOPE LLC, THE		118	1	1%	119
MATHISON RETIREMENT COMMUNITY		114	5	4%	119
URGENT CARE TCMA			119	100%	119
PALMS FACILITY INC		104	15	13%	119
BOSTON RED SOX CLUB LP		117	2	2%	119
QUEENS HOSPITAL CENTER		112	7	6%	119
SONATA COCONUT CREEK	2	96	21	18%	119
Hampton Court Nursing and Rehabilitation Center		117	1	1%	118
RDX BIOSCIENCE		60	58	49%	118
GULF COAST MEDICAL CENTER		115	3	3%	118
COASTAL HEALTH AND REHAB		110	8	7%	118
CARENOW URGENT CARE - LAKE MARY			118	100%	118
FLORIDA DEPARTMENT OF HEALTH IN LAKE COUNTY	1	76	41	35%	118
WHITE-WILSON MEDICAL CENTER - FORT WALTON BEACH		112	5	4%	117
SONATA DELRAY BEACH		109	8	7%	117
NEIGHBORHOOD MEDICAL CENTER		112	5	4%	117
LEE COUNTY SCHOOL DISTRICT	1	108	7	6%	116
BELVEDERE COMMONS OF FORT WALTON BEACH		107	9	8%	116
STERLING HOUSE OF DELAND		115	1	1%	116
MINUTECLINIC DIAGNOSTIC OF RHODE ISLAND, LLC #729		111	4	3%	115
ADVENTHEALTH HOSPICE CARE CENTRAL FLORIDA		115			115
RDV SPORTSPLEX PEDIATRICS		95	20	17%	115
SUNFLOWER SPRINGS ASSISTED LIVING		105	10	9%	115
ALTAMONTE MD			115	100%	115
HUNT CLUB PEDIATRIC ASSOCIATES PA		62	52	46%	114
MILLER BIOCONNECT		95	19	17%	114
SURREY PLACE CARE CENTER		107	6	5%	113
DOLPHIN POINTE HEALTH CARE LLC		96	17	15%	113
SUNY UPSTATE MEDICAL UNIVERSITY		107	6	5%	113
CRANE CENTER		85	28	25%	113
CLARE BRIDGE OF SARASOTA		112	1	1%	113
RITECARE MEDICAL CENTER		66	47	42%	113
BROOKDALE COLONIAL PARK	2	109	1	1%	112
PENSACOLA PEDIATRICS, PA		98	14	13%	112
WILLOW BROOKE COURT AT AZALEA TRACE		112			112
POMPANO REHABILITATION AND NURSING CTR		112			112
TREASURE COAST MEDICAL ASSOCIATES		4	108	96%	112
TUSCAN ISLE CHAMPIONSGATE OP CO LLC		110	2	2%	112
ALLIED HEALTH FORT PIERCE		112			112
NORTH FL SOUTH GA HCS-MALCOM RANDALL VAMC			112	100%	112

COVID-19: testing by laboratory

Data through Jan 28, 2021 verified as of Jan 29, 2021 at 09:25 AM

Data in this report are provisional and subject to change.

The numbers in the table below represent the number of Florida and non-Florida residents for whom test results were received by the Department of Health. A person can be tested by more than one laboratory and can have both positive and negative results. **Therefore, the sum of the numbers in each column will be larger than the total number of people tested.**

Reporting lab	Inconclusive	Negative	Positive	Percent positive	Total
WINDERMERE MEDICAL CENTER		108	4	4%	112
Signature healthcare of Jacksonville		106	5	5%	111
SEASIDE HEALTH AND REHABILITATION CENTER		54	57	51%	111
HIALEAH SHORES NURSING AND REHAB CENTER		103	8	7%	111
HEARTLAND PEDIATRICS OF LAKE PLACID PA		95	16	14%	111
LAKE HOUSE ASSISTED LIVING		93	17	15%	110
KINDRED HOSPITAL THE PALM BEACHES		105	5	5%	110
DIAGNOSTIC LABORATORY OF OKLAHOMA		88	22	20%	110
ELAN BUENA VISTA		95	15	14%	110
FLAGLER COUNTY DETENTION CENTER		107	3	3%	110
CLEARWATER STATMED QUICK QUALITY CLINICS		36	74	67%	110
TIFFANY HALL NURSING AND REHAB CENTER		100	9	8%	109
PHYSICIAN PARTNERS PERRY		52	57	52%	109
HOLISTIC PEDIATRICS GROUP LLC		93	16	15%	109
SUMMERFIELD EMERGENCY ROOM		86	23	21%	109
MG PORT CHARLOTTE II SUBTENANT LLC		97	11	10%	108
PHYSICIANS REGIONAL CLINIC		82	26	24%	108
CLINICA HISPANA		1	107	99%	108
EVANS HEALTH CARE		106	2	2%	108
GRAND OAKS HEALTH & REHABILITATION		106	1	1%	107
WILLOWBROOKE COURT AT ST ANDREWS ESTATES		102	5	5%	107
IQBAL A FARUQUI MD		83	24	22%	107
BROOKDALE ORANGE PARK		106	1	1%	107
220 GOLDEN, LLC	1	91	15	14%	107
MONTEFIORE MEDICAL CENTER LABORATORIES - MOSES		97	9	8%	106
BAY VIEW HEALTHCARE		85	21	20%	106
VILLAGE PEDIATRICS LLC		83	23	22%	106
PALM BEACH COUNTY FIREFIGHTERS HEALTH CLINIC, LLC		83	23	22%	106
FAWCETT MEMORIAL HOSPITAL LABORATORY			106	100%	106
HEART OF FLORIDA REGIONAL MED CTR		35	71	67%	106
ISLAND URGENT CARE PLLC DBA AFC URGENT CARE		105	1	1%	106
MINUTECLINIC LLC #4987		92	14	13%	106
RESEARCH CENTERS OF AMERICA, LLC		86	20	19%	106
MEDICAL CONSULTANTS OF FLORIDA DBA	1	90	14	13%	105
CENTRAL FLORIDA HEALTHCARE GROUP LLC		88	17	16%	105
AMERICAN HOUSE-BONITA SPRINGS		104	1	1%	105
ARDEN COURTS OF FORT MYERS		103	2	2%	105
CARENOW LAKE MARY			105	100%	105
HOBDARI FAMILY HEALTH LLC		72	33	31%	105
FLORIDA HEALTH CARE PLANS INC		1	104	99%	105
HAWKINS FAMILY MEDICINE LLC		66	39	37%	105
HARBORCHASE OF VERO BEACH		91	13	13%	104
FLORIDA ATLANTIC UNIVERSITY STUDENT HEALTH		82	22	21%	104
FINNISH AMERICAN REST HOME-ALF		102	2	2%	104
MIAMI VA HEALTHCARE SYSTEM			104	100%	104
ST PETERSBURG PEDIATRICS-EAST BAY		82	22	21%	104

COVID-19: testing by laboratory

Data through Jan 28, 2021 verified as of Jan 29, 2021 at 09:25 AM

Data in this report are provisional and subject to change.

The numbers in the table below represent the number of Florida and non-Florida residents for whom test results were received by the Department of Health. A person can be tested by more than one laboratory and can have both positive and negative results. **Therefore, the sum of the numbers in each column will be larger than the total number of people tested.**

Reporting lab	Inconclusive	Negative	Positive	Percent positive	Total
PROMPT CARE OF CENTRAL FLORIDA			104	100%	104
GRANDE, THE	2	98	4	4%	104
UNIVERSITY MEDICAL CENTER SUITES		91	13	13%	104
CHERRY OAK PALM BEACH COUNTY		98	6	6%	104
NAVY HOSPITAL			103	100%	103
SMILEY MEDICAL GROUP		75	28	27%	103
ARDEN COURTS OF DELRAY BEACH FL LLC	3	99	1	1%	103
BROWARD HEALTH CORAL SPRINGS EPIDEMIOLOGY DEPT		1	102	99%	103
CITRUS MEMORIAL HOSPITAL			103	100%	103
NADAL PEDIATRICS		86	17	17%	103
EAST NEW YORK DIAGNOSTIC AND TREATMENT		98	5	5%	103
SUNCOAST URGENT CARE		70	33	32%	103
NORTH FLORIDA EVALUATION AND TREATMENT CENTER	2	95	5	5%	102
PANAMA PHARMACY	3	83	16	16%	102
CABANA AT JENSEN DUNES, THE		100	2	2%	102
RESTORE HEALTH URGENT CARE		40	62	61%	102
WELL HEALTH WORKS	1	85	16	16%	102
NO FLORIDA PEDIATRICS, PA - BRADFORD		86	16	16%	102
MD 365 MEDICAL CARE		101	1	1%	102
VIPEDIATRICS PLLC		94	8	8%	102
PREDICTIVE LABORATORIES, INC	1	89	12	12%	102
WATSON THERAPEUTICS INC		93	9	9%	102
DEPARTMENT OF HEALTH BUREAU OF FAMILY		100	1	1%	101
MAINSTREAM DIAGNOSTIC LABORATORY LLC		87	13	13%	100
TGH URGENT CARE - SEMINOLE			100	100%	100
Consulate Health Care of Port Charlotte		98	2	2%	100
THE COURTYARD ASSISTED LIVING		96	4	4%	100
Courtyards of Orlando Care Center		94	6	6%	100
HOSPICE OF ST FRANCIS INC		97	3	3%	100
KINDRED HOSPITAL-BAY AREA-ST PETERSBURG LAB	1	93	6	6%	100
ARCPPOINT LABS OF SARASOTA MANATEE		29	70	71%	99
CENTRAL FLORIDA HEALTH CARE		47	52	53%	99
TRADITION MEDICAL CENTER LABORATORY		48	50	51%	98
PLAZA OF HALLANDALE BEACH		98			98
PINELLAS CARE CENTER		71	27	28%	98
SEMINOLE COUNTY HEALTH DEPARTMENT		79	19	19%	98
FLORIDA COMMUNITY HEALTH CENTERS INC			98	100%	98
URINEGOODHANDS LLC		96	2	2%	98
VITAS HEALTHCARE CORPORATION OF FLORIDA		96	2	2%	98
GLOBAL CENTRAL LABS AT PPD	2	87	8	8%	97
DB MD		88	9	9%	97
HEALTH CENTERS AT BRENTWOOD		96	1	1%	97
CHARLES CROFT MD	1	95	1	1%	97
ADVENT HEALTH CENTRA CARE - APOPKA NORTH		71	26	27%	97
UNIVERSITY HEALTH SYSTEM INC		87	10	10%	97
WHITE PLAINS HOSPITAL CENTER LAB		93	4	4%	97

COVID-19: testing by laboratory

Data through Jan 28, 2021 verified as of Jan 29, 2021 at 09:25 AM

Data in this report are provisional and subject to change.

The numbers in the table below represent the number of Florida and non-Florida residents for whom test results were received by the Department of Health. A person can be tested by more than one laboratory and can have both positive and negative results. **Therefore, the sum of the numbers in each column will be larger than the total number of people tested.**

Reporting lab	Inconclusive	Negative	Positive	Percent positive	Total
WESTCHESTER MEDICAL CENTER		93	3	3%	96
PEDIATRIC ASSOCIATES ORLANDO		82	14	15%	96
WESTWOOD NURSING & REHAB		65	31	32%	96
VISTA MANOR		92	4	4%	96
BAYSHORE MEMORY CARE□		96			96
SIGNATURE HEALTHCARE OF PORT CHARLOTTE		88	7	7%	95
DEVANSH LAB WERKS INC		79	16	17%	95
ARBOR TRAIL		77	18	19%	95
VILLA MARIA WEST SKILLED NURSING FACILITY		89	6	6%	95
CROSS CITY REHABILITATION AND HEALTH CARE CENTER		72	23	24%	95
SOUTH BALDWIN MEDICAL CENTER GULF SHORES		74	21	22%	95
PEDIATRIC SPECIALISTS MEDICAL GROUP□	1	85	9	9%	95
THE TERRACE OF KISSIMMEE		80	15	16%	95
SAMIR EBEID MD		84	11	12%	95
WELLOW URGENT CARE PC		94			94
North Lake Care Center		93	1	1%	94
FAMILY MEDICAL CARE OF PALM BEACH		41	53	56%	94
JPR URGENT MEDICAL CARE		94			94
PICH KTM CORP DBA MEDTOWN PHARMACY		79	15	16%	94
AYERS HEALTH & REHABILITATION CENTER		90	4	4%	94
ST MARK ASSISTED LIVING CENTER	1	82	11	12%	94
DIAGNOSTIC SOLUTIONS		3	91	97%	94
WHITE WILSON MEDICAL CENTER IMMEDIATE CARE		9	84	90%	93
CONSULATE HEALTH CARE OF SARASOTA□	1	92			93
MARKET STREET VIERA		92	1	1%	93
WEST COAST FAMILY MEDICAL CARE		69	24	26%	93
MY CLINICAL LAB INC		17	75	82%	92
MAGNOLIA MEDICAL CLINIC		10	82	89%	92
MIDWAY PRIMARY CARE, LLC		79	13	14%	92
PINELLAS COUNTY JAIL			92	100%	92
CLEVELAND CLINIC FOUNDATION		12	80	87%	92
HURLBURT FIELD CLINIC		39	53	58%	92
TGH URGENT CARE - TYRONE		2	89	98%	91
STERLING HOUSE OF PUNTA GORDA		91			91
HERON CLUB AT PRESTANCIA		89	2	2%	91
SANDY RIDGE CENTER FOR REHABILITATION AND HEALING		71	20	22%	91
CITRUS MEMORIAL HEALTH SYSTEM LAB		2	89	98%	91
Avante at Melbourne		90	1	1%	91
MACADAMS HOME HEALTH AGENCY		89	1	1%	90
VIERA HOSPITAL			90	100%	90
ADVENT HEALTH CENTRA CARE - WATERMAN		78	12	13%	90
KORGENE LAB	1	23	66	73%	90
ISLAND DOCTORS		10	80	89%	90
KEYS MEDICAL GROUP			90	100%	90
SEA PINES REHABILITATION HOSPITAL		88	1	1%	89
ORLANDO LUTHERAN TOWERS ASSISTED LIVING		89			89

COVID-19: testing by laboratory

Data through Jan 28, 2021 verified as of Jan 29, 2021 at 09:25 AM

Data in this report are provisional and subject to change.

The numbers in the table below represent the number of Florida and non-Florida residents for whom test results were received by the Department of Health. A person can be tested by more than one laboratory and can have both positive and negative results. **Therefore, the sum of the numbers in each column will be larger than the total number of people tested.**

Reporting lab	Inconclusive	Negative	Positive	Percent positive	Total
Mt Sinai Aventura			89	100%	89
KALEIDA HEALTH CENTER FOR LABORATORY		83	6	7%	89
SUMMIT MEDICAL GROUP		80	9	10%	89
LATE HOURS URGENT CARE		51	38	43%	89
Cross Landings Health and Rehabilitation		88	1	1%	89
FREEDOM INN AT TARPON SPRINGS		81	7	8%	88
VILLAS OF HOLLY BROOK - BRADENTON 14TH		88			88
DOS OF NORTH SHORES NURSING & REHAB CENTER		88			88
SEMINOLE SPORTS AND FAMILY MEDICINE		78	10	11%	88
GOVERNOR'S CREEK HEALTH & REHABILITATION		87	1	1%	88
SEAVIEW NURSING AND REHABILITATION CENTER		88			88
AVERO DIAGNOSTICS		64	24	27%	88
BRANDON HEALTH AND REHABILITATION CENTER	1	85	1	1%	87
BIODESIX, INC.		66	21	24%	87
QUICK CARE MED PL CR		80	7	8%	87
JOHN KNOX VILLAGE OF FLORIDA ALF	1	83	3	3%	87
CHEEK AND SCOTT DRUGS INC		68	19	22%	87
ADVENT HEALTH - PALM HARBOR ER		64	23	26%	87
PACIFIC ANALYTICS			87	100%	87
LIFE BRITE		72	14	16%	86
HARBORCHASE OF NAPLES		73	13	15%	86
NAVARRE GARDENS LLC		62	24	28%	86
DISCOVERY VILLAGE AT THE FORUM		86			86
LODGE HEALTH AND REHABILITATION CENTER, THE		64	22	26%	86
CAREMOUNT MEDICAL - PATHOLOGY		83	3	3%	86
PRIME HEALTH OF NORTH PORT LLC		78	8	9%	86
QPS, LLC		84	2	2%	86
MAGNOLIA DIAGNOSTIC		2	84	98%	86
HIGHLANDS URGENT CARE			85	100%	85
ARDEN COURTS OF SEMINOLE		81	4	5%	85
WALTON PLACE		85			85
NORTH FLORIDA SPINE AND WELLNESS		66	19	22%	85
BAYFRONTVENICEREGIONAL		80	5	6%	85
PEDIATRICS IN BREVARD PA- ROCKLEDGE		54	31	36%	85
W. FRANK WELLS NURSING HOME		84	1	1%	85
ROHR HOME		82	3	4%	85
MEDICATION ROOMS-CSU/CI NURSE STATION	1	77	7	8%	85
MIAMI SHORES NURSING & REHAB		85			85
CLARE BRIDGE ORMOND BEACH	1	84			85
MARTIN ACQUISITION 1 LLC DBA		71	13	15%	84
STUART LODGE LIVING LLC		61	23	27%	84
LECONTE MEDICAL CENTER LAB		66	18	21%	84
LAKE GIBSON VILLAGE, LLC		81	3	4%	84
SOUTH GEORGIA MEDICAL CENTER		48	36	43%	84
MIAMI BEACH COMMUNITY HEALTH CENTER		1	83	99%	84
NSPIRE HEALTHCARE TAMARAC		80	4	5%	84

COVID-19: testing by laboratory

Data through Jan 28, 2021 verified as of Jan 29, 2021 at 09:25 AM

Data in this report are provisional and subject to change.

The numbers in the table below represent the number of Florida and non-Florida residents for whom test results were received by the Department of Health. A person can be tested by more than one laboratory and can have both positive and negative results. **Therefore, the sum of the numbers in each column will be larger than the total number of people tested.**

Reporting lab	Inconclusive	Negative	Positive	Percent positive	Total
FIRSTCARE CLINIC		39	45	54%	84
CLYDE E LASSEN STATE VETERANS NURSING HOME		59	25	30%	84
NITE LITE PEDIATRICS - JACKSONVILLE		76	8	10%	84
PINES OF SARASOTA GARDEN		84			84
LANDMARK, THE		38	45	54%	83
J FRANK AVEY MD		65	18	22%	83
LAFAYETTE NURSING AND REHABILITATION CENTER		81	2	2%	83
HOSPICE OF THE TREASURE COAST		80	3	4%	83
LABCORP EMPLOYER SERVICES		82	1	1%	83
EMBRY RIDDLE AERONAUTICAL UNIVERSITY HEALTH SERVICES			83	100%	83
HOSPICE OF THE EMERALD COAST INC - PANAMA CITY	2	76	5	6%	83
IMA MEDICAL GROUP		42	41	49%	83
THE PAVILION FOR HEALTH CARE		72	10	12%	82
LAB		29	53	65%	82
ELMCROFT OF BELLA VITA		74	8	10%	82
AMERICAN FAMILY MEDICAL LLC		50	32	39%	82
RIVERSIDE RECOVERY OF TAMPA		81	1	1%	82
ADVENT HEALTH - DELTONA ER		52	30	37%	82
PENNSYLVANIA DEPT OF HEALTH		20	61	75%	81
East Bay Rehabilitation Center		47	34	42%	81
UNIVERSITY OF TAMPA INC, THE		81			81
BIO-TECH CLINICAL LABORATORIES		41	40	49%	81
KINDRED HOSPITAL MELBOURNE	1	78	2	2%	81
RIDGEWOOD DIAGNOSTIC LABORATORY		77	4	5%	81
CRYSTAL RIVER HEALTH & REHAB		81			81
CBS LABS OF TAMPA LLC		3	76	96%	79
PSL NAPLES BH OPERATIONS, LLC		79			79
MEMORY CARE OF NAPLES		79			79
EDGEWATER AT WATERMAN VILLAGE		78	1	1%	79
FLAGLER COLLEGE HEALTH SERVICES		56	23	29%	79
SONATA WEST		77	2	3%	79
Crystal Health & Rehab Center		77	2	3%	79
PALMS EDGE	1	72	6	8%	79
CATHOLIC HEALTH SYSTEM DEPT LABORATORY		77	2	3%	79
SONNIS PEDIATRICS PA		68	11	14%	79
LABCORP RTP		31	48	61%	79
BALMORAL TENANT SERVICES INC	1	43	35	44%	79
VETERANS AFFAIRS MEDICAL CENTER - PALO ALTO		28	51	65%	79
LABFIRST - DEPARTMENT OF PATHOLOGY		76	3	4%	79
CANOPY ON BERRYHILL, THE		48	31	39%	79
HIGHLANDS MEDICAL CENTER		75	3	4%	78
ATRIUM AT LIBERTY PARK		74	4	5%	78
Peninsula Care and Rehab		66	12	15%	78
WALGREENS #12673		76	2	3%	78
SOUTHLAND SUITES OF ORMOND BEACH	4	74			78
MICRO PATH LABORATORIES INC		75	2	3%	77

COVID-19: testing by laboratory

Data through Jan 28, 2021 verified as of Jan 29, 2021 at 09:25 AM

Data in this report are provisional and subject to change.

The numbers in the table below represent the number of Florida and non-Florida residents for whom test results were received by the Department of Health. A person can be tested by more than one laboratory and can have both positive and negative results. **Therefore, the sum of the numbers in each column will be larger than the total number of people tested.**

Reporting lab	Inconclusive	Negative	Positive	Percent positive	Total
MINUTECLINIC DIAGNOSTIC OF SOUTH CAROLINA, LLC		64	13	17%	77
BENTON HOUSE AT OAKLEAF		51	26	34%	77
The Grove Health and Rehabilitation		56	21	27%	77
STONY BROOK UNIVERSITY MEDICAL CENTER		65	12	16%	77
ERIE COUNTY MEDICAL CTR CLINICAL LABS		73	4	5%	77
ORANGE CITY NURSING AND REHAB		75	2	3%	77
Madison Health and Rehabilitation Center		42	35	45%	77
TRUE NORTH HEALTH NAVIGATION LLC DBA DISPATCHHEALTH	1	60	16	21%	77
PLYMOUTH HOME FOR ADULTS, INC.	8	68	1	1%	77
SEVEN HILLS HEALTH AND REHABILITATION CENTER		61	16	21%	77
DYNAMIC MEDICAL USA			76	100%	76
WINDSOR REFLECTIONS		75	1	1%	76
HUNTSVILLE HOSPITAL LABORATORY		52	24	32%	76
ALTERNATIVE LIVING, INC DBA TWIN CITIES PAVILION		74	2	3%	76
CLINICAL PATHOLOGY ASSOCIATES-SONIC REFERENCE LAB		76			76
NORTH PORT REHABILITATION AND NURSING CENTER		75	1	1%	76
KINDRED HOSPITAL NORTH FLORIDA	2	68	5	7%	75
S-H THIRTY-FIVE OPCO- PORT ST LUCIE, LLC	1	74			75
KINDRED HOSPITAL - SOUTH FLORIDA		75			75
ADVENTHEALTH EXPRESSCARE		45	30	40%	75
NEW SMYRNA BEACH URGENT CARE			75	100%	75
LAKE MORTON PLAZA		72	3	4%	75
ADVENTHEALTH MEDICAL GROUP FAMILY MEDICINE AT		54	21	28%	75
JUPITER MEDICAL CENTER URGENT CARE - STUART		49	26	35%	75
MOBILE PHYSICIAN SERVICES INC		67	8	11%	75
The Ponce Therapy Care Center		71	4	5%	75
PANCARE HEALTH GULF COUNTY		53	22	29%	75
BOND CLINIC PA		43	32	43%	75
PROMEDICA LABORATORIES		21	53	72%	74
GRAND OAKS OF JENSEN BEACH LLC		74			74
NOAH CLINICAL LABORATORY		63	11	15%	74
The Crossings		74			74
JACKSONVILLE UNIVERSITY		70	4	5%	74
OPPENHEIMER PLASTIC SURGERY LLC		69	5	7%	74
WHITE WILSON MEDICAL CENTER PA - NAVARRE		3	71	96%	74
MEDICAL CENTER AT OCEAN REEF,THE		71	3	4%	74
WINDSOR OAKS		73	1	1%	74
PARK OF THE PALMS INC		74			74
WINDSOR OF LAKEWOOD RANCH,THE		74			74
AVANTE AT OCALA INC		55	18	25%	73
SCOTT LAKE HEALTH AND REHABILITATION CENTER		71	2	3%	73
HEALTH FIRST - PALM BAY HOSPITAL		2	71	97%	73
Centre Pointe Health and Rehabilitation Center		67	6	8%	73
CONSULATE HEALTH CARE - LAKE MARY		72	1	1%	73
SUNSHINE GARDENS		72	1	1%	73
HOSPICE OF LAKE & SUMTER INC		72	1	1%	73

COVID-19: testing by laboratory

Data through Jan 28, 2021 verified as of Jan 29, 2021 at 09:25 AM

Data in this report are provisional and subject to change.

The numbers in the table below represent the number of Florida and non-Florida residents for whom test results were received by the Department of Health. A person can be tested by more than one laboratory and can have both positive and negative results. **Therefore, the sum of the numbers in each column will be larger than the total number of people tested.**

Reporting lab	Inconclusive	Negative	Positive	Percent positive	Total
MINNESOTA TWINS		69	4	5%	73
HAVEN OF OUR LADY OF PEACE		72			72
BROOKDALE FORT MYERS THE COLONY		68	4	6%	72
BROOKDALE OVIEDO		70	2	3%	72
BROWARD HEALTH MEDICAL CENTER		3	69	96%	72
HUNTINGTON HOSPITAL LABORATORY		69	3	4%	72
AZALEA TRACE PHYSICIAN SERVICES		72			72
EAST ALABAMA MEDICAL CENTER LABORATORY		60	12	17%	72
DELAND WELLNESS CENTER			72	100%	72
NAPHCARE, INC AT MANATEE COUNTY JAIL		47	25	35%	72
MD 365 MEDICAL CARE PLLC		72			72
EC OPCO CARROLLWOOD LLC		66	6	8%	72
SUMMIT MEDICAL GROUP PA		64	7	10%	71
DOUGLAS T JACOBSON STATE VETERANS HOME		71			71
ADVENTHEALTH MEDICAL GROUP PRIMARY CARE		67	4	6%	71
ESCAMBIA COUNTY JAIL		49	22	31%	71
AMMON LABS		61	10	14%	71
A2Z DIAGNOSTICS		70	1	1%	71
STERLING HOUSE OF TALLAHASSEE	3	62	6	8%	71
WALGREENS 9627		65	6	8%	71
ADVANCED LAB		67	4	6%	71
CENTRAL BALDWIN IMMEDIATE CARE & FAMILY PRACTICE		54	16	23%	70
CENTURY CENTER FOR REHABILITATION & HEALING		52	18	26%	70
RITE MEDICAL CARE PC		70			70
A COUNTRY PLACE ASSISTED LIVING FACILITY		69	1	1%	70
ADVANCED EMURGENT CARE		27	43	61%	70
LAKE REGIONAL URGENT CARE		2	68	97%	70
JUNO DERMATOLOGY LLC		63	7	10%	70
SENIOR LIVING VII TAMPA LLC	1	60	9	13%	70
ASHRAF MEDICAL GROUP PLLC DBA PULSE MD		68	2	3%	70
MEMORIAL MANOR		70			70
SUNCOAST COMMUNITY HEALTH CENTERS PEDIATRICS		21	49	70%	70
FLORIDA PEDIATRIC GROUP		27	43	61%	70
MCW MENTAL HEALTH LLC		68	2	3%	70
SUMMIT AT VENICE	2	63	5	7%	70
ST VINCENT'S BIRMINGHAM		65	5	7%	70
Highlands Regional Hospital		63	7	10%	70
CRAIG BERGER MD PL D/B/A BAY AREA EYE INSTITUTE		70			70
USF HEALTH MORSANI CENTER		5	64	93%	69
PARKSIDE INN	3	64	2	3%	69
HERITAGE HEALTHCARE AND REHABILITATION CENTER		69			69
EXPERTUS LABORATORIES INC		24	45	65%	69
BEACHES PEDIATRICS PA		64	5	7%	69
SIMED LABORATORY		57	12	17%	69
AEL- MEMPHIS		17	51	75%	68
DAYSRING SENIOR LIVING LLC		66	2	3%	68

COVID-19: testing by laboratory

Data through Jan 28, 2021 verified as of Jan 29, 2021 at 09:25 AM

Data in this report are provisional and subject to change.

The numbers in the table below represent the number of Florida and non-Florida residents for whom test results were received by the Department of Health. A person can be tested by more than one laboratory and can have both positive and negative results. **Therefore, the sum of the numbers in each column will be larger than the total number of people tested.**

Reporting lab	Inconclusive	Negative	Positive	Percent positive	Total
Avante at St Cloud, Inc.		66	2	3%	68
LAB PLUS, LLC AT SAINT THOMAS WEST HOSPITAL		54	14	21%	68
PLANTATION GENERAL HOSPITAL CLINICAL LAB		26	42	62%	68
HAWTHORN HOUSE		56	12	18%	68
WATERCREST ST LUCIE WEST	1	64	3	4%	68
ALL MY KIDS PEDIATRICS INC		49	19	28%	68
BROWARD HEALTH MEDICAL CENTER CLINICAL LAB			68	100%	68
Oakhurst Center		65	3	4%	68
SUNCOAST OPTIMAL WELLNESS		23	45	66%	68
SAN JOSE SENIOR CARE LLC	1	43	24	35%	68
MD LABS		40	27	40%	67
ST PETERSBURG PEDIATRICS-SEMINOLE		57	10	15%	67
FLORIDA DEPARTMENT OF HEALTH IN TAYLOR COUNTY		32	35	52%	67
VIERA DEL MAR HEALTH AND REHABILITATION CENTER		63	4	6%	67
BROOKDALE CAPE CORAL		67			67
CHAMBREL AT ISLAND LAKE		64	3	4%	67
GENPATH			67	100%	67
MEASE MANOR INC		62	4	6%	66
CLARE BRIDGE OF CAPE CORAL	1	65			66
MED COMP SCIENCES		1	65	98%	66
D PEDIATRICS		61	5	8%	66
JACKSON COUNTY HEALTH DEPARTMENT		32	34	52%	66
MEDEX MEDICAL EXPRESS OF PALATKA			66	100%	66
ASSOCIATED CLINICAL LABORATORIES		59	7	11%	66
TUSCAN ISLE OPERATING COMPANY LLC DBA		63	3	5%	66
CLERMONT URGENT CARE			66	100%	66
HOSPICE OF MARTIN & ST LUCIE, INC		63	3	5%	66
INDIGO MANOR		22	43	66%	65
ELLENTON PEDIATRICS PA		57	8	12%	65
DIATHERIX LABORATORIES		33	32	49%	65
CARE CENTERS OF NASSAU		63	2	3%	65
OKEECHOBEE URGENT CARE		17	48	74%	65
QUALITY URGENT CARE AND WELLNESS PL	1	35	29	45%	65
CL BRUMBACK PRIMARY CARE CLINICS		16	49	75%	65
ALTAMONTE PEDIATRIC ASSOCIATES		31	34	52%	65
THREE OAKS PHARMACY INC		61	4	6%	65
SUMMER VISTA ASSISTED LIVING		38	27	42%	65
STONY BROOK SOUTHAMPTON		64	1	2%	65
GV NAPLES OPCO, LLC		64	1	2%	65
OAK MANOR NURSING HOME		62	3	5%	65
OUT OF STATE		40	24	38%	64
GEORGE SAFRAN MD PC		59	5	8%	64
QUOTIENT SCIENCES		20	44	69%	64
RARITAN BAY PERTH AMBOY		58	6	9%	64
JOSEPH L MORSE GERIATRIC CENTER	2	59	3	5%	64
NEMOURS CHILDRENS PRIMARY CARE OVIEDO		51	13	20%	64

COVID-19: testing by laboratory

Data through Jan 28, 2021 verified as of Jan 29, 2021 at 09:25 AM

Data in this report are provisional and subject to change.

The numbers in the table below represent the number of Florida and non-Florida residents for whom test results were received by the Department of Health. A person can be tested by more than one laboratory and can have both positive and negative results. **Therefore, the sum of the numbers in each column will be larger than the total number of people tested.**

Reporting lab	Inconclusive	Negative	Positive	Percent positive	Total
EISENHOWER ARMY MEDICAL CENTER		60	4	6%	64
GREENLEAF ALF		63	1	2%	64
MED EXPRESS		6	58	91%	64
JUPITER MEDICAL CENTER URGENT CENTER		45	19	30%	64
NXGEN MDX		20	44	69%	64
A PLUS PEDIATRICS		52	11	17%	63
SANIBEL INTERNAL MEDICINE, LLC		60	3	5%	63
BROOKDALE LAKE TAVARES		61	2	3%	63
WADSWORTH HEALTH CENTER		60	3	5%	63
EXACT SCIENCES LABORATORIES, LLC		15	48	76%	63
CATHOLIC HEALTH SERVICES REGIONAL LAB		56	7	11%	63
VIERA HEALTH AND REHABILITATION CENTER		62	1	2%	63
MEDI CLINIC SARASOTA INC		62	1	2%	63
APC PEDIATRICS AT RYE ROAD MEDICAL PARK		63			63
F&T MEDICAL RESEARCH, INC		63			63
PORT CHARLOTTE REHABILITATION CENTER		52	10	16%	62
OVERLOOK HOSPITAL LABORATORY		57	5	8%	62
BIG BOCA SMILES LLC		60	2	3%	62
JEFFERSON COUNTY HEALTH DEPARTMENT-MONTICELLO		40	21	34%	61
PANCARE HEALTH - MALONE CLINIC		56	5	8%	61
ISLAND COAST PEDIATRICS		56	5	8%	61
WASHINGTON REHABILITATION AND NURSING CENTER		51	10	16%	61
BOND CLINIC DR ELDEEB		35	26	43%	61
AMERICAN FAMILY MEDICAL		48	13	21%	61
NORTH SHORE MEDICAL LABS	1	55	5	8%	61
SAMFORD UNIVERSITY HEALTH SERVICES		60	1	2%	61
Stratford Court of Palm Harbor		51	10	16%	61
EMERALD COAST HOSPICE		60	1	2%	61
COOPER FAMILY MEDICAL PLLC		44	17	28%	61
LENOX HILL HOSPITAL		54	6	10%	60
TWIN CREEKS ASSISTED LIVING & MEMORY CARE		57	3	5%	60
ARBOR TERRACE SAN JOSE LLC	3	56	1	2%	60
PANIRA HEALTHCARE CLINIC		2	58	97%	60
FHMG LAKE MARY PEDS		48	12	20%	60
SEMINOLE TRIBE OF FLORIDA		44	16	27%	60
SOMERBY OF SANTA ROSA BEACH		51	9	15%	60
JERICOHO URGENT CARE		57	3	5%	60
LAKELAND REGIONAL HEALTH		36	24	40%	60
PUBLIC SQUARE PHARMACY LLC		45	15	25%	60
MILLENNIUM PHYSICIANS GROUP		1	58	98%	59
MINUTECLINIC DIAGNOSTIC OF TEXAS, LLC		52	7	12%	59
LAKE HOWELL FAMILY MEDICINE ASSOCIATES		50	9	15%	59
RITECARE MED CTR H			59	100%	59
INTERNAL LAB		50	9	15%	59
BIOTECH		52	7	12%	59
ROSECASTLE AT DELANEY CREEK		58	1	2%	59

COVID-19: testing by laboratory

Data through Jan 28, 2021 verified as of Jan 29, 2021 at 09:25 AM

Data in this report are provisional and subject to change.

The numbers in the table below represent the number of Florida and non-Florida residents for whom test results were received by the Department of Health. A person can be tested by more than one laboratory and can have both positive and negative results. **Therefore, the sum of the numbers in each column will be larger than the total number of people tested.**

Reporting lab	Inconclusive	Negative	Positive	Percent positive	Total
ATMORE COMMUNITY HOSPITAL LABORATORY		40	19	32%	59
VITAS HEALTHCARE		55	4	7%	59
VETERANS AFFAIRS MEDICAL CENTER - GULF COAST		27	32	54%	59
HEALTHPOINT MED GRP OF THE EMERALD COAST LLC		38	20	34%	58
Golfview Healthcare Center		58			58
MENTAL HEALTH CARE INC		49	9	16%	58
FLORIDA MEDICAL CLINIC LLC		38	20	34%	58
THE CANOPY AT BERRYHILL		58			58
CP/AIG PENSACOLA DEVELOPMENT LLC		55	3	5%	58
NORTH SHORE UNIVERSITY HOSPITAL LABORATORY		52	6	10%	58
Margate Health and Rehabilitation Center		56	2	3%	58
BIOREFERENCE LABORATORIES		6	52	90%	58
WILSON MEMORIAL REGIONAL MEDICAL CENTER		53	4	7%	57
MED ONE AT SAINT AUGUSTINE		33	24	42%	57
SACRED HEART HEALTH SYSTEM INC		37	20	35%	57
KAPG FLEMING ISLAND SENIOR HOUSING OPCO LLC	1	56			57
WILLISTON PEDIATRICS PA		39	18	32%	57
ALZHEIMERS CARE CENTER OF VIERA LTD		37	20	35%	57
PRIMECARE AT TWIN LAKES			57	100%	57
ASCENSION SACRED HEART BAY LABORATORY		54	3	5%	57
MALCOM RANDALL DEPT OF VAMC			57	100%	57
VENICE REGIONAL MEDICAL CENTER BAYFRONT HEALTH		12	45	79%	57
PALM BAY URGENT CARE		28	29	51%	57
CORAL GABLES HOSPITAL			57	100%	57
TIFFANY HALL NURSING AND REHAB		44	12	21%	56
ARBOR OAKS AT TYRONE	5	51			56
MILLENNIUM PHYSICIAN GROUP LLC		46	10	18%	56
EAGLES WATCH CLUSTER		47	9	16%	56
PHYSICIANS PRIMARY CARE OF SOUTHWEST FLORIDA		39	17	30%	56
HORIZON ALF		55	1	2%	56
TUKA PEDIATRICS		7	49	88%	56
LAKELAND REGIONAL HEALTH LAKE MIRIAM		24	32	57%	56
BAPTIST HEALTH SOUTH FLORIDA - WEST BOCA URGENT CARE		34	22	39%	56
TBI RESIDENTIAL SERVICES, INC.		44	11	20%	55
PREMIER MEDICAL ASSOCIATES ALL FLORIDA LLC		54	1	2%	55
KENDALL REGIONAL MEDICAL CENTER LAB	3		52	95%	55
SONATA HUNTERS CREEK		47	8	15%	55
ACE BIOMEDICAL LABS LLC		44	11	20%	55
BAY PINES MEDICAL ASSOCIATES		1	53	98%	54
HERNANDO COUNTY FIRE RESCUE DISTRICT		25	29	54%	54
LUTHERAN HAVEN ASSISTED LIVING		54			54
ADVENT HEALTH CENTRA CARE - WINTER GARDEN		11	43	80%	54
ST. CLOUD MEDICAL GROUP		54			54
MINUTECLINIC DIAGNOSTIC OF OHIO LLC		41	13	24%	54
CLERMONT HEALTH AND REHAB		40	14	26%	54
CERTUS MTD OPCP LLC		52	2	4%	54

COVID-19: testing by laboratory

Data through Jan 28, 2021 verified as of Jan 29, 2021 at 09:25 AM

Data in this report are provisional and subject to change.

The numbers in the table below represent the number of Florida and non-Florida residents for whom test results were received by the Department of Health. A person can be tested by more than one laboratory and can have both positive and negative results. **Therefore, the sum of the numbers in each column will be larger than the total number of people tested.**

Reporting lab	Inconclusive	Negative	Positive	Percent positive	Total
JUNIPER VILLAGE AT NAPLES		53	1	2%	54
STEINHATCHEE FAMILY MEDICAL CENTER	1	47	6	11%	54
BAY COUNTY SHERIFFS OFFICE JAIL FACILITY		43	11	20%	54
UNITED LABORATORY SERVICES CORPORATION		38	16	30%	54
CRESTVIEW URGENT CARE			54	100%	54
EMERALD COAST BEHAVIORAL HOSPITAL		50	4	7%	54
ADVENT HEALTH - PALM COAST		1	53	98%	54
LAKE CITY VA MEDICAL CENTER			54	100%	54
SARASOTA CO. HEALTH DEPT # 58		40	14	26%	54
BAPTIST MEDICAL CENTER SOUTH		38	15	28%	53
Osprey Point Nursing Center		51	2	4%	53
FLORIDA MEDICAL CLINIC PA		46	7	13%	53
BioReference Laboratories, Inc		6	47	89%	53
JACOBI MEDICAL CENTER		50	3	6%	53
ST FRANCIS HOSPITAL		45	8	15%	53
STAR CARE		47	6	11%	53
PEDIATRIC SERVICES OF AMERICA INC		51	1	2%	52
AMERICAN HOUSE COCONUT POINT		48	4	8%	52
AFTER HOURS PEDIATRICS			52	100%	52
VPA PC LAB		48	4	8%	52
NITE LITE PEDIATRICS - PORT ST. LUCIE		43	9	17%	52
TURNING POINT OF TAMPA		46	6	12%	52
PROFESSIONAL URGENT CARE SERVICES		26	26	50%	52
CITY OF PORT SAINT LUCIE		48	4	8%	52
PALM BAY PEDIATRICS		36	16	31%	52
FERN PARK DEVELOPMENTAL CENTER			52	100%	52
WALGREENS 4915		46	6	12%	52
ADVENT HEALTH		49	3	6%	52
INTERNAL MEDICINE SPECIALIST		46	6	12%	52
CHILDREN'S HOSPITAL OF ALABAMA		51	1	2%	52
MEDRITE URGENT CARE		41	11	21%	52
HEARTLAND HEALTHCARE AND REHAB CENTER		30	22	42%	52
SNH BRFL TENANT LLC	2	50			52
AEGIS MEDICAL GROUP		43	9	17%	52
QUALITY URGENT CARE AND WELLNESS		31	21	40%	52
BROOKDALE PENSACOLA		51	1	2%	52
APOLLOMDX LABS		29	22	43%	51
TRINITY AL SENIOR HOUSING LLC		45	6	12%	51
MINUTECLINIC DIAGNOSTIC OF NORTH CAROL		42	9	18%	51
GULFVIEW MEDICAL INSTITUTE		51			51
BARRY UNIVERSITY STUDENT HEALTH SERVICES		37	14	27%	51
CARDIOLOGY AND MEDICINE ASSOCIATES		39	12	24%	51
AVANTE ST CLOUD		48	3	6%	51
ARBOR TERRACE ORTEGA LLC	1	50			51
GATEWAY CARE CENTER		50	1	2%	51
SONATA BOCA RATON		48	3	6%	51

COVID-19: testing by laboratory

Data through Jan 28, 2021 verified as of Jan 29, 2021 at 09:25 AM

Data in this report are provisional and subject to change.

The numbers in the table below represent the number of Florida and non-Florida residents for whom test results were received by the Department of Health. A person can be tested by more than one laboratory and can have both positive and negative results. **Therefore, the sum of the numbers in each column will be larger than the total number of people tested.**

Reporting lab	Inconclusive	Negative	Positive	Percent positive	Total
ALEXANDER NININGER STATE VETERANS		51			51
ORCHID COVE AT DAYTONA		45	5	10%	50
FINLAY CLINICAL LABORATORY		20	30	60%	50
PENNSYLVANIA DEPARTMENT OF HEALTH BUREAU OF LABORATORIES			50	100%	50
PALM RIVER COMMUNITY HEALTH CENTER		45	5	10%	50
ALLIANCE PEDIATRICS		24	26	52%	50
life Care Center of Melbourne		34	16	32%	50
FLORIDA HEALTH CARE		6	44	88%	50
AU HEALTH		37	13	26%	50
ARIZONA DEPARTMENT OF HEALTH SERVICES			50	100%	50
GENEDX		37	13	26%	50
ADVENT HEALTH CENTRA CARE - EAST ORLANDO		21	28	57%	49
ADVENT HEALTH - MOUNT DORA		9	40	82%	49
BISHOP GRADY VILLAS		48	1	2%	49
GENESIS DERMATOLOGY		45	4	8%	49
GOOD HEARTS COVID TESTING		8	41	84%	49
SUPERIOR RESIDENCES OF LECANTO		34	15	31%	49
BAYCARE HEALTH SYSTEMS		2	47	96%	49
MARQUIS LABS, LLC		49			49
COOPER FAMILY MEDICAL, PLLC		40	9	18%	49
BURRY'S PHARMACY INC		30	19	39%	49
TROY REGIONAL MEDICAL CENTER		39	10	20%	49
USF		1	48	98%	49
SARATOGA HOSPITAL LABORATORY		44	5	10%	49
Summit Medical Group, Pa Dba Citymd		45	4	8%	49
ALLEGRO		47	2	4%	49
SOFT CELL LABORATORIES		45	4	8%	49
SOLARIS SENIOR LIVING NORTH NAPLES		48	1	2%	49
CAREMED INTERNAL MEDICINE		30	18	38%	48
BIOIQ			48	100%	48
HIALEAH HOSPITAL RESPIRATORY DEPT			48	100%	48
CALADIUM PEDIATRICS		44	4	8%	48
DOH		23	25	52%	48
L&S SENIOR CARE DBA ARCADIA OAKS	1	47			48
BAY CENTER HURRICANE SHELTER		48			48
BUECHELE DENTAL PA DBA CLERMONT FAMILY DENTISTRY		39	9	19%	48
COURTYARD GARDENS OF JUPITER		48			48
NORTHBROOK CENTER FOR □		47	1	2%	48
NAPLES PEDIATRICS INC □		43	5	10%	48
INN AT THE FOUNTAINS, THE		34	14	29%	48
PREMIER MEDICAL ASSOCIATES		46	2	4%	48
TRADITIONAL HOME HEALTH OF PALM BEACH INC		47	1	2%	48
BOND AND STEELE CLINIC, PA		39	9	19%	48
RAINBOW PEDIATRICS PC LLC / BREAKFAST POINT		38	10	21%	48
HARMONY CLINIC		1	47	98%	48
BROOKDALE CENTRE POINTE		47			47

COVID-19: testing by laboratory

Data through Jan 28, 2021 verified as of Jan 29, 2021 at 09:25 AM

Data in this report are provisional and subject to change.

The numbers in the table below represent the number of Florida and non-Florida residents for whom test results were received by the Department of Health. A person can be tested by more than one laboratory and can have both positive and negative results. **Therefore, the sum of the numbers in each column will be larger than the total number of people tested.**

Reporting lab	Inconclusive	Negative	Positive	Percent positive	Total
KINDRED AT HOME		39	8	17%	47
FHMG- FLORIDA HOSPITAL MEDICAL GROUP		37	10	21%	47
PEDIATRIC CARE CENTER- JACKSONVILLE BEACH		19	28	60%	47
INTERNAL MEDICINE ASSOCIATES PA		43	4	9%	47
CAPE REGIONAL MEDICAL CENTER		45	2	4%	47
ROCHESTER GENERAL HOSPITAL LABORATORY		43	4	9%	47
BARNES HEALTHCARE OF FLORIDA LLC		44	3	6%	47
INTERLAB		1	46	98%	47
VALENCIA HOUSE ALF		47			47
PANCARE HEALTH - JACKSON COUNTY		38	9	19%	47
NAVARRE GARDENS		41	6	13%	47
VITAS HEALTHCARE CORP OF FLORIDA		47			47
MISIR DRUGS LLC		36	11	23%	47
HEALTH FIRST - CAPE CANAVERAL HOSPITAL		1	45	98%	46
HARTFORD HEALTH SERVICES LLC		46			46
EAST MANATEE FAMILY	1	1	44	96%	46
POPLAR HEALTHCARE PLLC	1	11	34	74%	46
H LEE MOFFITT CANCER CENTER MICRO		46			46
WALGREENS 2941		45	1	2%	46
NORTH FLORIDA MEDICAL CENTER		42	4	9%	46
COLLIER BLVD HMA PHYSICIAN MANAGEMENT LLC		46			46
SOUTHEAST ALABAMA MEDICAL CENTER			46	100%	46
LITTLE NECK URGENT CARE		44	2	4%	46
ROCKLEDGE REGIONAL MEDICAL CENTER		30	16	35%	46
GRAND ST PAUL CVS		46			46
MEDLOGIC LABORATORIES		3	43	93%	46
PREMIER PLACE HEALTHCARE AT THE GLENVIEW		46			46
THE TERRACE OF JACKSONVILLE		3	43	93%	46
ADVENT HEALTH MEDICAL GROUP OB GYN AT		40	6	13%	46
MINUTECLINIC DIAGNOSTIC		44	2	4%	46
MEASE COUNTRYSIDE HOSPITAL			46	100%	46
GRAND OAKS OF PALM CITY LLC	1	39	6	13%	46
SOUTHPORT SQUARE HARBOUR HEALTH		45			45
UNIVERSITY OF CENTRAL FLORIDA HEALTH SERVICES		45			45
MOBILE DOC FL, LLC		29	16	36%	45
WINTER GARDEN REHAB AND NURSING CENTER		41	4	9%	45
DAVID POSNACK JEWISH DAY SCHOOL		45			45
NORTH BEACH REHABILITATION CENTER		44	1	2%	45
WEST ISLIP URGENT CARE		42	3	7%	45
REDI-MED WALK-IN FAMILY CARE			45	100%	45
GIBBENS FAMILY MEDICAL, LLC		35	10	22%	45
STUART URGENT CARE			44	100%	44
ADVENT HEALTH EXPRESS CARE		4	40	91%	44
QHC UPSTATE MEDICAL PC		36	8	18%	44
MINUTECLINIC DIAGNOSTIC OF SOUTH CARO		35	9	20%	44
ALLIANCE OF PHYSICIANS AGAINST COVID-19			44	100%	44

COVID-19: testing by laboratory

Data through Jan 28, 2021 verified as of Jan 29, 2021 at 09:25 AM

Data in this report are provisional and subject to change.

The numbers in the table below represent the number of Florida and non-Florida residents for whom test results were received by the Department of Health. A person can be tested by more than one laboratory and can have both positive and negative results. **Therefore, the sum of the numbers in each column will be larger than the total number of people tested.**

Reporting lab	Inconclusive	Negative	Positive	Percent positive	Total
KAPG ST AUGUSTINE SENIOR HOUSING OPCO LLC		35	9	20%	44
PEDIATRICS OF CENTRAL FLORIDA – SAINT CLOUD	2	40	2	5%	44
PRECISION HEALTH SOLUTIONS LAB		9	35	80%	44
ADVENT HEALTH - LAKE MARY		36	8	18%	44
MOOSEHAVEN LIFE CARE CENTER		44			44
LORI MCAULIFFE MD PA		30	13	30%	43
FLORIDA HOSPITAL		27	16	37%	43
FLORIDA HEALTH CARE DELAND			43	100%	43
BLISS HEALTHCARE SERVICES		24	19	44%	43
Guardian Care Nursing and Rehabilitation Center		43			43
BERNHARDT LABORATORIES	1	9	33	77%	43
RADIOLOGY ASSOCIATES OF VENICE AND ENGLEWOOD		41	2	5%	43
ST CLOUD PHYSICIAN MANAGEMENT LLC DBA ST CLOUD		27	16	37%	43
PATRICK AIR FORCE BASE		3	40	93%	43
MINUTECLINIC DIAGNOSTIC OF NORTH CARO		39	4	9%	43
FAMILY EXTENDED CARE OF WINTER HAVEN		41	2	5%	43
LAKE MARY KIDS CENTRA CARE		33	10	23%	43
Flagler Health and Rehabilitation		42	1	2%	43
BRANCH MEDICAL CLINIC			43	100%	43
CORNERSTONE MEDICAL CARE OF BRANDON PL		38	5	12%	43
INN AT ASTON GARDENS AT PELICAN POINTE,THE		43			43
TITUSVILLE FAMILY PRACTICE		16	27	63%	43
WOLFF CTR FOR CHILD & ADOLESCENT HEALTH PLLC,THE		26	16	38%	42
LARA HEALTH AND WELLNESS CENTER LLC		42			42
DELCARE PA		33	9	21%	42
NEOGENOMICS LABORATORIES INC		42			42
PRINCETON VILLAGE□		39	3	7%	42
Citymd Of Toms River		36	6	14%	42
ECOLAB GROUP		8	34	81%	42
TREASURE COAST FORENSIC TREATMENT CTR		21	21	50%	42
GENTIVA HEALTH SERVICES CERTIFIED INC		39	3	7%	42
CAN COMMUNITY HEALTH		41	1	2%	42
CLINICAL LABORATORY		42			42
TGH URGENT CARE POWERED BY FAST TRACK			42	100%	42
UNIVERSITY OF WEST FLORIDA, THE		42			42
WALGREENS #10373		41	1	2%	42
Atlantic Shore Nursing and Rehab		42			42
LEVY COUNTY DEPARTMENT OF HEALTH		29	12	29%	41
MAIMONIDES-SHALOM ACADEMY, INC		40	1	2%	41
PEDIATRIC ASSOCIATES AT ARGYLE PA		38	3	7%	41
Palms at Ponte Vedra Assisted Living and Memory Care		40	1	2%	41
THOMAS INTERNAL MEDICINE		33	8	20%	41
PEDIATRICS OF CENTRAL FLORIDA KISSI		33	8	20%	41
PHILLIPPE RIDGE		29	12	29%	41
CITYMD OF MANAHAWKIN		39	2	5%	41
NEW YORK PRESBYTERIAN - QUEENS DIAGNOSTIC		40	1	2%	41

COVID-19: testing by laboratory

Data through Jan 28, 2021 verified as of Jan 29, 2021 at 09:25 AM

Data in this report are provisional and subject to change.

The numbers in the table below represent the number of Florida and non-Florida residents for whom test results were received by the Department of Health. A person can be tested by more than one laboratory and can have both positive and negative results. **Therefore, the sum of the numbers in each column will be larger than the total number of people tested.**

Reporting lab	Inconclusive	Negative	Positive	Percent positive	Total
ST VINCENT'S AMBULATORY CARE INC DBA	2	32	7	17%	41
FLORIDA HOSPITAL NEW SMYRNA		4	37	90%	41
LAKE WALES OPERATING GROUP LLC		37	4	10%	41
ADVENT HEALTH - LAKE WALES		29	12	29%	41
BRONX LEBANON HOSPITAL-MEDICAL CENTER		37	4	10%	41
FHMG_CTR FOR SENIOR HEALTH		36	5	12%	41
CVS		3	38	93%	41
SH HERON EAST LLC		41			41
CAPITAL REGIONAL MEDICAL CENTER		2	38	95%	40
WALGREENS 3145		37	3	8%	40
PRIDE DIAGNOSTICS		24	16	40%	40
URGENT CARE & WELLNESS CENTER		10	30	75%	40
TOWERS HOME CARE		37	3	8%	40
ST PETERSBURG PEDIATRICS-MLK JUNIOR BLVD		35	5	13%	40
BAY REGIONAL URGENT CARE	1	21	18	45%	40
DOH-WEST PALM BEACH BRANCH LABORATORY		2	38	95%	40
FIRST CHOICE URGENT CARE		10	30	75%	40
PACIFICA SENIOR LIVING OCALA		35	5	13%	40
BROOKDALE JENSEN BEACH		38	2	5%	40
EXPRESS DOCS LLC			40	100%	40
CLINICAL PATHOLOGY LABORATORIES, INC		40			40
NORTH FLORIDA PEDIATRICS		34	6	15%	40
ROSECASTLE OF JACKSONVILLE LLC		39	1	3%	40
FLORIDA DEPARTMENT OF HEALTH IN WALTON COUNTY		32	8	20%	40
CLINICAL RESEARCH SEQUENCING PLATFORM		8	31	79%	39
NIGHT LITE PEDIATRICS CENTER LLC		8	31	79%	39
PARTICLE THEORY LABS		36	3	8%	39
ERDOX		37	2	5%	39
HOME CARE PHARMACY		39			39
JUNIPER VILLAGE AT CAPE CORAL		34	5	13%	39
BAY COUNTY JAIL ANNEX		34	5	13%	39
CDR MAGUIRE INC	1	7	31	79%	39
LIFESTREAM BEHAVIORIAL CENTER		22	17	44%	39
NEXT MOLECULAR ANALYTICS		9	30	77%	39
CEDAR CREEK AT KINGS BAY INC		39			39
LOURDES HOSPITAL INC		37	2	5%	39
CENTRA CARE - LAKE NONA		3	36	92%	39
MEDEX MEDICAL EXPRESS OF PALATKA LLC			39	100%	39
CCRC @ SUNFLOWER LLC		35	3	8%	38
BENTON HOUSE OF ST. JOHNS		36	2	5%	38
MICHAEL AKPEKE MD		29	9	24%	38
ADVENTIST HEALTH SYSTEM FLORIDA		26	12	32%	38
FLORIDA DEPARTMENT OF HEALTH CLAY COUNTY		25	13	34%	38
EC OPCO PENSACOLA, LLC		38			38
MOLECULAR DIAGNOSTICS		5	33	87%	38
PRACTICE MANAGEMENT OF AMERICA, INC.		7	31	82%	38

COVID-19: testing by laboratory

Data through Jan 28, 2021 verified as of Jan 29, 2021 at 09:25 AM

Data in this report are provisional and subject to change.

The numbers in the table below represent the number of Florida and non-Florida residents for whom test results were received by the Department of Health. A person can be tested by more than one laboratory and can have both positive and negative results. **Therefore, the sum of the numbers in each column will be larger than the total number of people tested.**

Reporting lab	Inconclusive	Negative	Positive	Percent positive	Total
HAZELDEN FLORIDA		37	1	3%	38
LINCOLN DIAGNOSTIC LAB		36	2	5%	38
UNIVERSITY OF ALABAMA		35	3	8%	38
GOLDEN POND COMMUNITIES		38			38
BOND CLINIC, PA		9	29	76%	38
Jupiter Medical Center Pavilion		37	1	3%	38
LONGLEAF DIAGNOSTIC LABORATORIES		10	28	74%	38
AUTUMN OF SARASOTA		12	26	68%	38
MISSION OAKS ASSISTED LIVING□		36	2	5%	38
HOMEWOOD RESIDENCE AT FREEDOM PLAZA		37	1	3%	38
STEWART MEDICAL GROUP, INC		21	16	43%	37
MAUREEN OROURKE-FUTEY			37	100%	37
BETHESDA HEALTH URGENT CARE		1	36	97%	37
THE COLLIER AT NAPLES		36	1	3%	37
FAMILY EXTENDED CARE OF SEBRING INC		35	2	5%	37
NORTHWELL HEALTH PLAINVIEW HOSPITAL LABORATORY		28	9	24%	37
PONCE THERAPY CARE CENTER		34	3	8%	37
FAST PACE MEDICAL CLINIC, PLLC		32	5	14%	37
HR SARASOTA OPERATOR LLC		25	12	32%	37
University Hills health and Rehabilitation		27	10	27%	37
LINCOLN MEDICAL AND MENTAL HEALTH CENTER		35	2	5%	37
PLAINVIEW URGENT CARE		35	2	5%	37
PATHOGENIUS LABORATORIES		30	7	19%	37
FELICIDAD MEDICAL CENTER			37	100%	37
PATHWAY PHARMACY		19	18	49%	37
CONNECTICUT DEPARTMENT OF HEALTH		22	15	41%	37
NORTH CENTRAL BRONX HOSPITAL		35	2	5%	37
HOLZER HEALTH CENTER		5	32	86%	37
MINUTECLINIC DIAGNOSTIC OF KANSAS, PA		31	6	16%	37
ONE MILO		37			37
MY HEALTHY BLUEPRINT BY BAPTIST HEALTH CARE		27	10	27%	37
UNIVERSTIY CENTER MEDICAL LLC DBA	1	33	3	8%	37
BOULEVARD REHABILITATION CENTER		24	13	35%	37
PUTNAM COUNTY SHERIFFS OFFICE		32	5	14%	37
CENTRAL FLORIDA PEDIATRICS		13	23	64%	36
DESOTO PALMS ALF		36			36
ISLAND URGENT CARE PLLC		35	1	3%	36
BRIDGEVIEW CENTER LLC□		27	9	25%	36
SPRING MANOR ASSISTED LIVING		36			36
MINUTE CLINIC INCORPORATE		30	6	17%	36
PALM BAY HOSPITAL			36	100%	36
BVL/LITTLE ANGEL PEDIATRICS		36			36
TAYLORVILLE FAMILY MEDICINE		29	7	19%	36
CITRUS COUNTY HEALTH DEPARTMENT		33	3	8%	36
HERNANDO ENDOSCOPY AND SURGERY CENTER		28	8	22%	36
IRL		4	31	89%	35

COVID-19: testing by laboratory

Data through Jan 28, 2021 verified as of Jan 29, 2021 at 09:25 AM

Data in this report are provisional and subject to change.

The numbers in the table below represent the number of Florida and non-Florida residents for whom test results were received by the Department of Health. A person can be tested by more than one laboratory and can have both positive and negative results. **Therefore, the sum of the numbers in each column will be larger than the total number of people tested.**

Reporting lab	Inconclusive	Negative	Positive	Percent positive	Total
UNION MEDICAL CARE PLLC		35			35
MARIANNA HEALTH AND REHABILITATION CENTER		34	1	3%	35
SAN CARLOS PHARMACY		32	3	9%	35
PANCARE HEALTH - FREEPORT CLINIC SUITE B		28	7	20%	35
BARNETT PARK			35	100%	35
P23 LABS		35			35
WUESTHOFF MEMORIAL HOSPITAL			35	100%	35
CINNAMON COVE ALF		35			35
BEEHIVE HOMES OF GULF BREEZE		19	16	46%	35
ADVENT HEALTH - FISH MEMORIAL		2	33	94%	35
BAYSHORE PATHOLOGY CONSULTANTS PA		34	1	3%	35
TERRACE AT HOBE SOUND, THE	1	31	3	9%	35
PERSONAL PEDIATRICS		31	4	11%	35
NEUROINTERNATIONAL SARASOTA		32	3	9%	35
IMA MEDICAL GROUP POINCIANA		14	21	60%	35
STAT ONE URGENT CARE CENTER		2	32	94%	34
RAPID RELIABLE TESTING NY LLC		30	4	12%	34
NOMI HEALTH LAB SERVICES LLC			34	100%	34
THE MERIDIAN AT BOCA RATON	1	33			34
COLLIER HMA PHYSICIAN MANAGEMENT LLC		26	8	24%	34
RASHDA ALBIBI M.D. P.A.		31	3	9%	34
TOTAL CARE PLUS LLC			34	100%	34
BIOFIRE		7	27	79%	34
REDI-MED WALK IN FAMILY CLINIC			34	100%	34
MORTON PLANT			34	100%	34
PREMIER COMMUNITY HEALTHCARE GROUP INC		33	1	3%	34
CSL PLASMA INC		7	27	79%	34
DEVELOPMENTAL DISABILITIES DEFENDANT PROGRAM		32	2	6%	34
PARAMOUNT WALK-IN CLINIC		1	33	97%	34
WEST		21	13	38%	34
TUSCAN GARDENS OF DELRAY BEACH MANAGEMENT COMPANY,		34			34
PARKSIDE HEALTH AND REHABILITATION CENTER			33	100%	33
GREENRIDGE GROUP HOME	3	11	19	58%	33
PHOSPHORUS DIAGNOSTICS		27	6	18%	33
ACCURATE DIAGNOSTIC LAB		32	1	3%	33
STETSON UNIVERSITY STUDENT HEALTH CENTER		3	30	91%	33
AHSE ROP		32	1	3%	33
KINDRED HOSPITAL CENTRAL TAMPA BLOOD GAS	1	30	2	6%	33
SAFARI PEDIATRICS PA		32	1	3%	33
MEDCOMP SCIENCES			33	100%	33
MANORCARE AT LELY PALMS		29	4	12%	33
325TH MEDICAL GROUP		33			33
AYERS NURSING AND REHABILITATION CENTER		33			33
PHYSICIAN ASSOCIATES LLC		26	7	21%	33
Kensington Gardens		33			33
MAINSTREET FAMILY URGENT CARE		1	32	97%	33

COVID-19: testing by laboratory

Data through Jan 28, 2021 verified as of Jan 29, 2021 at 09:25 AM

Data in this report are provisional and subject to change.

The numbers in the table below represent the number of Florida and non-Florida residents for whom test results were received by the Department of Health. A person can be tested by more than one laboratory and can have both positive and negative results. **Therefore, the sum of the numbers in each column will be larger than the total number of people tested.**

Reporting lab	Inconclusive	Negative	Positive	Percent positive	Total
ERIC C MRSHAL, MD, PC #1842		31	2	6%	33
METRO KNOXVILLE HMA		25	8	24%	33
ST. MARYS MEDICAL CENTER		1	32	97%	33
SANFORD MOBILE LAB PGA TOUR		32	1	3%	33
LABCORP BURLINGTON		11	22	67%	33
LONG ISLAND JEWISH MED CTR		30	3	9%	33
PRMG - EAST NAPLES		23	10	30%	33
SURFSIDE URGENT CARE		21	12	36%	33
BELVEDERE COMMONS OF SUN CITY CENTER		33			33
S-H THIRTY FIVE OPCO - LUTZ, LLC		32	1	3%	33
JENNIFER J CHIAVETTA-GRLSANTI DC		24	9	27%	33
POARCH BANC CREEK INDIANS TRIBAL HEALTH DEPARTMENT			33	100%	33
BOND CLINIC		3	30	91%	33
INNOVATION CLINICAL TRIALS, INC			33	100%	33
UNIVERSITY HOSPITAL		28	5	15%	33
WESTMINSTER ST AUGUSTINE		32			32
ST AUGUSTINE PEDIATRIC ASSOC		30	2	6%	32
VETERANS HOME			32	100%	32
SOS MOBILE MEDICAL CARE LLC		26	6	19%	32
PATRICK MANOR INCORPORATED		32			32
PECONIC BAY MEDICAL CENTER LABORATORY		24	8	25%	32
APLS SERVICES LLC D/B/A CLEAR DIAGNOSTICS	5	27			32
Gabisa Medical LLC		32			32
OPIS COQUINA CENTER		32			32
VILLAGE ON THE ISLE		27	5	16%	32
VETERAN AFFAIRS MEDICAL CENTER - JAMES J PETERS		30	2	6%	32
Heartland Health Care Center North Sarasota		18	14	44%	32
CALHOUN COUNTY HEALTH DEPT		12	20	63%	32
JACKSON HEALTH SYSTEM		1	31	97%	32
NIGHT LITE PEDIATRICS URGENT CARE CENTER			32	100%	32
HOLY NAME HOSPITAL LABORATORY		31	1	3%	32
MINUTECLINIC DIAGNOSTIC OF RHODE ISLAND, LLC #1544		31	1	3%	32
ANDALUSIA HEALTH		16	16	50%	32
S-H THIRTY FIVE OPCO - ORANGE CITY, LLC		23	9	28%	32
IPSUM DIAGNOSTICS		3	29	91%	32
NORTH CAROLINA DEPARTMENT OF HEALTH & HUMAN SERVICES			31	100%	31
AVALON PARK RETIREMENT RESIDENCE		30	1	3%	31
NICEVILLE URGENT CARE		2	29	94%	31
DISCOVERY COMMONS AT BRADENTON		31			31
REGENCY PARK ASSISTED LIVING FACILITY		29	2	6%	31
LabCorp L#09258130 M#09258125		12	19	61%	31
COLLIER ANESTHESIA PAIN LLC		31			31
PORT SAINT JOHN FAMILY PRACTICE		19	12	39%	31
SOUTHERN LABORATORY		6	25	81%	31
TRADITIONAL HOME CARE INC		30	1	3%	31
MOBILE MEDICAL ASSOCIATES PL		9	22	71%	31

COVID-19: testing by laboratory

Data through Jan 28, 2021 verified as of Jan 29, 2021 at 09:25 AM

Data in this report are provisional and subject to change.

The numbers in the table below represent the number of Florida and non-Florida residents for whom test results were received by the Department of Health. A person can be tested by more than one laboratory and can have both positive and negative results. **Therefore, the sum of the numbers in each column will be larger than the total number of people tested.**

Reporting lab	Inconclusive	Negative	Positive	Percent positive	Total
MENORAH HOUSE		30	1	3%	31
METROPOLITAN HOSPITAL CENTER		28	3	10%	31
WAVE CREST HEALTH AND REHABILITATION CENTER		30			30
BAHIA OAKS LODGE		28	2	7%	30
CAMPBELL URGENT CARE			30	100%	30
SOLARIS SENIOR LIVING OF MERRITT ISLAND		30			30
Baldwin Pediatrix		28	2	7%	30
CROSSROADS URGENT CARE		17	13	43%	30
BROOKDALE CANOPY OAKS			30	100%	30
PREMISE HEALTH MIA		1	29	97%	30
Okeechobee Health Care Facility		16	14	47%	30
PENSACOLA DEVELOPMENTAL CENTER		14	16	53%	30
GRAMERCY PARK URGENT CARE		29	1	3%	30
HERITAGE WATERSIDE		27	3	10%	30
LAKELAND REGIONAL HEALTH GATEWAY CENTER		7	23	77%	30
ADVENT HEALTH PRIMARY CARE PLUS, WINTER GARDEN		26	4	13%	30
WESTWOOD NURSING AND REHABILITATION		28	2	7%	30
ROYAL CARE OF AVON PARK		27	3	10%	30
SOUTHSIDE HOSPITAL NORTHWELL HEALTH LABORATORY		27	3	10%	30
SOUTH LAKE PEDIATRICS		28	2	7%	30
CDR MAGUIRE - MIAMI BEACH CC MISSION 17388		2	28	93%	30
HIGHLANDS LAKE CENTER		27	3	10%	30
THE TERRACE AT IVY ACRES ALF		11	19	63%	30
AMEERAH LABS			30	100%	30
CLINCLOUD, LLC			30	100%	30
MINUTECLINIC DIAGNOSTIC OF NEW JERSEY		25	5	17%	30
NORTH FLORIDA / SOUTH GEORGIA VETERANS HEALTH SYSTEM			30	100%	30
NEMOURS CHILDRENS CLINIC		22	7	24%	29
UNION MEDICAL CARE		29			29
COMPREHENSIVE CHILDCARE		23	6	21%	29
ST JOHNS COUNTY DETENTION CENTER		29			29
MINUTE CLINIC LLC #2216		27	2	7%	29
MAKO MEDICAL		16	13	45%	29
P4CLINICAL	3	2	24	83%	29
UNIV OF ROCHESTER-STRONG MEMORIAL HOSP		28	1	3%	29
PALM GARDEN OF JACKSONVILLE		27	2	7%	29
PRO HEALTH HARMONY		29			29
INSTITUTE OF PATHOLOGY KINGS COUNTY		29			29
EVERLYWELL		16	13	45%	29
SUNTREE INTERNAL MEDICINE		29			29
WALK IN MEDICAL URGENT CARE		29			29
FLORIDA DEPARTMENT OF HEALTH IN MONROE COUNTY		26	3	10%	29
MIDDLETOWN MEDICAL P C		20	9	31%	29
BETHUNE-COOKMAN UNIVERSITY		11	18	62%	29
NURSES HELPING HANDS INC ALF		29			29
Consulate Health Care of Orange Park		27	2	7%	29

COVID-19: testing by laboratory

Data through Jan 28, 2021 verified as of Jan 29, 2021 at 09:25 AM

Data in this report are provisional and subject to change.

The numbers in the table below represent the number of Florida and non-Florida residents for whom test results were received by the Department of Health. A person can be tested by more than one laboratory and can have both positive and negative results. **Therefore, the sum of the numbers in each column will be larger than the total number of people tested.**

Reporting lab	Inconclusive	Negative	Positive	Percent positive	Total
BONIFAY NURSING AND REHAB CENTER			28	100%	28
MICHIGAN DEPARTMENT OF HEALTH AND HUMAN SERVICES			28	100%	28
LUTHERAN HAVEN EXTENDED CONGREGATE CAR		28			28
MORTON PLANT HOSPITAL NURSING			28	100%	28
PORT ST LUCIE HOSPITAL		25	3	11%	28
NIGHT LITE PEDIATRIC CENTER		10	18	64%	28
EDEN AT CRESTVIEW		12	16	57%	28
LAKELAND NURSING AND REHABILITATION CENTER			28	100%	28
ACTIVE SENIOR LIVING		26	2	7%	28
HEALTH FIRST - VIERA HOSPITAL		1	27	96%	28
RENAISSANCE SENIOR LIVING	1	27			28
MICHAEL J D'AMBROSE MD PA		26	2	7%	28
RENAISSANCE AT THE TERRACES		27	1	4%	28
COMMUNITY MEDICAL CARE CENTER INC			28	100%	28
CARE 4 U MANAGEMENT, INC			28	100%	28
CDC		17	11	39%	28
PANCARE HEALTH - BAY COUNTY - YOUNGSTOWN		25	3	11%	28
WELLMED AT NEW TAMPA		21	6	22%	27
SUNCOAST LABS			27	100%	27
EXPRESS CARE OF BELLEVIEW		27			27
RIVERHEAD URGENT CARE		26	1	4%	27
LAKE MARY - STIRLING CENTER SUITE 202			27	100%	27
SPANISH RIVER HIGH SCHOOL ESE		23	4	15%	27
SANTA BARBARA CARE CENTER		17	10	37%	27
OAKTREE HEALTHCARE			27	100%	27
HARMONY HEALTH OPCO, LLC		15	12	44%	27
PANCARE HEALTH - BONIFAY K-8			27	100%	27
UCLA HEALTHCARE CLINICAL LABS		23	4	15%	27
Cleveland Clinic Laboratories		4	23	85%	27
UNIVERSITY MEDICAL CTR OF PRINCETON AT		25	2	7%	27
EASYCARE WALK-IN CLINIC		11	16	59%	27
BROOKDALE PHILLIPPI CREEK			27	100%	27
FLAGLER HOSPITAL INC	2		25	93%	27
ADVENT HEALTH PARTIN SETTLEMENT HEALTH PARK		18	8	31%	26
FHMG-FLORIDA HOSPITAL MEDICAL GROUP		21	5	19%	26
WEST BROWARD CARE CENTER		24	2	8%	26
THE MINIER URGENT CARE		20	6	23%	26
ALABAMA CLINICS		13	13	50%	26
TGH URGENT CARE - RIVERVIEW			26	100%	26
SUWANNEE COUNTY SHERIFF OFFICE		23	3	12%	26
COLORADO DEPARTMENT OF HEALTH LABORATORY SERVICES DIVISION			26	100%	26
LOOP PEDIATRICS		22	4	15%	26
LOT HEALTH SERVICES	1	25			26
MADISON COUNTY MEMORIAL HOSPITAL LABORATORY		14	12	46%	26
MONCRIEF ARMY HEALTH CLINIC			26	100%	26
DUVAL PHARMACY		21	5	19%	26

COVID-19: testing by laboratory

Data through Jan 28, 2021 verified as of Jan 29, 2021 at 09:25 AM

Data in this report are provisional and subject to change.

The numbers in the table below represent the number of Florida and non-Florida residents for whom test results were received by the Department of Health. A person can be tested by more than one laboratory and can have both positive and negative results. **Therefore, the sum of the numbers in each column will be larger than the total number of people tested.**

Reporting lab	Inconclusive	Negative	Positive	Percent positive	Total
NATIONAL MENTOR HEALTHCARE LLC			26	100%	26
PROFESSIONAL PEDIATRICS		24	2	8%	26
EASTERN SHORE URGENT CARE		17	9	35%	26
PALM BEACH COUNTY FIRE RESCUE		24	2	8%	26
STATEN ISLAND UNIVERSITY HOSPITAL-POUCH		26			26
COUNTY OF LOS ANGELES			26	100%	26
INTERCOASTAL MEDICAL GROUP			26	100%	26
PULMONARY SPECIALISTS OF THE PALM BEACHES		16	10	38%	26
KEY WEST MEDICAL CENTER	1	24	1	4%	26
MERCY MEDICAL URGENT CARE CENTER INC		3	23	88%	26
JAMAICA HOSPITAL MEDICAL CENTER		24	2	8%	26
KEY PRIMARY CARE			26	100%	26
ROYAL PALM SENIOR RESIDENCE		26			26
BRANDON COMMUNITY HEALTH CENTER		18	8	31%	26
HARBORCHASE OF WELLINGTON CROSSING		24	2	8%	26
WASHINGTON COUNTY HEALTH DEPARTMENT		14	12	46%	26
LABORATORY ALLIANCE OF CENTRAL NEW YORK		24	1	4%	25
WEINBERG VILLAGE		24	1	4%	25
Lanier Rehab			25	100%	25
FEDERAL PRISON CAMP PENSACOLA			25	100%	25
SANITAS		4	21	84%	25
VASSAR BROTHERS MEDICAL CENTER LABORATORY		24	1	4%	25
BODYK		21	4	16%	25
WOMENS CARE FLORIDA LABORATORY		25			25
BOCA BIOLISTIC REFERENCE LAB			25	100%	25
MIAMI CLINICAL RESEARCH CORP			25	100%	25
VETERANS AFFAIRS MEDICAL CENTER - NEW YORK HARBOR		24	1	4%	25
URGENT CARE CENTER			25	100%	25
UNIPATH		18	7	28%	25
RJ LEE GROUP	1	23	1	4%	25
EAST HILL MEDICAL GROUP		17	8	32%	25
ST PETER'S BENDER LABORATORY		25			25
BULLS HEAD URGENT CARE		25			25
TALLAHASSEE DEVELOPMENTAL CENTER		24	1	4%	25
URGENT FAMILY CARE INC		22	3	12%	25
SYNIVERSE WELLNESS CENTER		21	4	16%	25
ARCPPOINT LABS OF FORT LAUDERDALE		25			25
ST. CLOUD HOSPITAL		20	5	20%	25
PREMIER URGENT CARE CENTER LLC			25	100%	25
THE WATERMARK AT VISTAWILLA		25			25
ADVENT HEALTH - LAKE MARY PEDIATRICS		16	9	36%	25
PERDIDO URGENT CARE		1	24	96%	25
FAMILY CARE PARTNERS		15	10	40%	25
FAMILY EXTENDED CARE OF PUNTA GORDA		25			25
WARDE MEDICAL LABORATORY		17	7	29%	24
COURTYARDS OF ORLANDO		24			24

COVID-19: testing by laboratory

Data through Jan 28, 2021 verified as of Jan 29, 2021 at 09:25 AM

Data in this report are provisional and subject to change.

The numbers in the table below represent the number of Florida and non-Florida residents for whom test results were received by the Department of Health. A person can be tested by more than one laboratory and can have both positive and negative results. **Therefore, the sum of the numbers in each column will be larger than the total number of people tested.**

Reporting lab	Inconclusive	Negative	Positive	Percent positive	Total
GULFSIDE HOSPICE INC		21	3	13%	24
UR CARE FAMILY AND SPORTS MEDICINE			24	100%	24
THE COMMONWEALTH OF MASSACHUSETTS			24	100%	24
AVENTIS BIO-SERVICES CTL		24			24
ATRIA AT ST JOSEPHS		24			24
GARDENS HEALTH NH LLC		24			24
HERITAGE OAKS ASSISTED LIVING & MEMORY CARE		20	4	17%	24
WIREGRASS CLINIC LLC		19	5	21%	24
WEST VOLUSIA FAMILY AND SPORTS MEDICINE		23	1	4%	24
FAST PACE MEDICAL CLINIC		22	2	8%	24
NCHD		10	14	58%	24
STEWART MELBOURNE HOSPITAL			24	100%	24
ABL MEDICAL CARE LLC			24	100%	24
HENNEPIN COUNTY MEDICAL CENTER (HCMC)		13	11	46%	24
LABORATORY DYNAMICS		20	4	17%	24
ORANGE PARK PEDIATRICS		18	6	25%	24
EMERGENCY PHYSICIANS MEDICAL CENTER LLC		11	13	54%	24
MONTEFIORE NEW ROCHELLE HOSPITAL		22	2	8%	24
WESTMINSTER WOODS ON JULINGTON CREEK		22	2	8%	24
JOHN KNOX VILLAGE OF CENTRAL FLORIDA		20	4	17%	24
ASHTON PLACE	3	17	4	17%	24
MINUTECLINIC DIAGNOSTIC OF RHODE ISLAND, LLC #212		24			24
SENIOR HEALTH OF WINTER PARK DUNDEE		24			24
PHYSICIANS PRIMARY CARE OF SW FLORIDA PL		24			24
FAMILY CARE PARTNERS URGENT CARE LLC		18	6	25%	24
TARPON BAYOU CENTER			24	100%	24
EPIC REFERENCE LABS INC			24	100%	24
REGENCY OAKS HEALTH CENTER		22	2	8%	24
FLORIDA ATLANTIC UNIVERSITY		21	3	13%	24
PENSACOLA PEDIATRICS - PACE		16	8	33%	24
THE CHAPPEL GROUP RESEARCH		24			24
MADWAR		19	5	21%	24
WESTPAC LABS		1	23	96%	24
VILLAGES REHABILITATION AND NURSING CENTER		24			24
MINUTE CLINIC, LLC DBA MINUTECLINIC #4505		23	1	4%	24
WELLSNOW URGENT CARE		23	1	4%	24
LAKE PLACID HEALTH AND REHABILITATION			23	100%	23
NORTH FLORIDA PEDIATRICS - JACKSONVILLE		21	2	9%	23
ENCOMPASS HEALTH REHABILITATION HOSPITAL OF LARGO		20	3	13%	23
ALAN A SMITH MD LLC		22	1	4%	23
GASTROENTEROLOGY ASSOCIATES OF PENSACOLA PA		20	3	13%	23
COLONY CARE CENTER		14	9	39%	23
CHIPOLA MEDICAL ASSOCIATES		4	19	83%	23
ISLAND COAST PEDIATRICS PA		22	1	4%	23
UF HEALTH NORTH JACKSONVILLE			23	100%	23
SUMTER PEDIATRICS		21	2	9%	23

COVID-19: testing by laboratory

Data through Jan 28, 2021 verified as of Jan 29, 2021 at 09:25 AM

Data in this report are provisional and subject to change.

The numbers in the table below represent the number of Florida and non-Florida residents for whom test results were received by the Department of Health. A person can be tested by more than one laboratory and can have both positive and negative results. **Therefore, the sum of the numbers in each column will be larger than the total number of people tested.**

Reporting lab	Inconclusive	Negative	Positive	Percent positive	Total
ADVANCED URGENT CARE		12	11	48%	23
NOBLE SENIOR LIVING		3	20	87%	23
MADISON COUNTY MEMORIAL HOSP		12	11	48%	23
MED PLUS FLORENCE		19	4	17%	23
SUNQUEST		3	20	87%	23
UNION CHD		21	2	9%	23
NEW JERSEY		22	1	4%	23
RESIDENCE AT BAY VUE		22	1	4%	23
WUESTHOFF MEDICAL CENTER-MELBOURNE			23	100%	23
FINLAY C. LABORATORY		3	20	87%	23
PARK WEST MEDICAL CENTER		22	1	4%	23
ATRIA PARK OF LAKE FOREST (WG HERITAGE LF LLC)		22	1	4%	23
STATE LAB		2	21	91%	23
SILVER LAKE PEDIATRICS PA		20	3	13%	23
WEISS PEDIATRIC CARE LLC		16	7	30%	23
FLORIDA PEDIATRIC GROUP PA		19	4	17%	23
EGL GENETIC DIAGNOSTICS		1	22	96%	23
PINELLAS INTERNAL MEDICINE ASSOCIATES		22	1	4%	23
CVS MINUTE CLINIC		1	22	96%	23
CHILDREN'S MEDICAL CENTER			23	100%	23
UNIVERSITY HILLS HEALTH AND REHABILITATION CENTER		18	5	22%	23
ADVENTHEALTH MEDICAL GROUP FAMILY MEDICINE		22	1	4%	23
VIKOR SCIENTIFIC			23	100%	23
ROCKLEDEGE REGIONAL MEDICAL CENTER		17	5	23%	22
MILLENNIA ADVANCED SCIENTIFIC LLC			22	100%	22
GOOD SAMARITAN HOSPITAL LABORATORY		19	3	14%	22
BROOKDALE UNIVERSITY HOSPITAL		21	1	5%	22
ELAN SPANISH SPRINGS		4	18	82%	22
SARASOTA MEMORIAL NURSING & REHABILITATION CTR		22			22
HOLMES COUNTY HEALTH DEPARTMENT		15	7	32%	22
AMMON ANALYTICAL LABORATORIES		19	3	14%	22
VIP WALK IN CLINIC		10	12	55%	22
FORT CAROLINE GARDENS, INC		20	2	9%	22
M&V SAN JOSE MEDICAL CENTER			22	100%	22
APOLLO SURGERY CENTER		20	2	9%	22
Wiregrass Rehabilitation Center and Nursing Home		22			22
DIACARTA INC.		22			22
WELL-BEING MEDICAL CENTER PLLC		20	2	9%	22
FLORIDA PEDIATRICS		6	16	73%	22
LAKELAND REGIONAL HEALTH PABLO		21	1	5%	22
STEWART MEDICAL GROUP INC			22	100%	22
SEAGRASS VILLAGE			22	100%	22
BROWARD HEALTH IMPERIAL POINT NURSING			22	100%	22
LYSTER ACH FT RUCKER AL		19	3	14%	22
HEALTHPARK MEDICAL CENTER ABG LAB		21	1	5%	22
PRIME CARE ONE LLC/HARBORCHASE OF VENICE			22	100%	22

COVID-19: testing by laboratory

Data through Jan 28, 2021 verified as of Jan 29, 2021 at 09:25 AM

Data in this report are provisional and subject to change.

The numbers in the table below represent the number of Florida and non-Florida residents for whom test results were received by the Department of Health. A person can be tested by more than one laboratory and can have both positive and negative results. **Therefore, the sum of the numbers in each column will be larger than the total number of people tested.**

Reporting lab	Inconclusive	Negative	Positive	Percent positive	Total
MAYO CLINIC JACKSONVILLE		1	21	95%	22
URGENT CARE USA			22	100%	22
EBEIDS MD PEDIATRICS		19	3	14%	22
HUNT CLUB PEDIATRIC ASSOCIATES LLC		19	3	14%	22
LAKEVIEW HEALTH CARE SYSTEMS		8	14	64%	22
SOUTHEASTERN OUTPATIENT SURGERY CENTER		21	1	5%	22
MOBILE DIVISION LABORATORY		7	15	68%	22
TEN HEALTHCARE		6	16	73%	22
COASTAL SKIN SURGERY AND DERMATOLOGY		15	7	32%	22
SUMMIT MEDICAL GROUP - 75 E NORTHFIELD		20	2	9%	22
MARION PEDIATRICS PA		17	5	23%	22
FIRST CHOICE PEDIATRICS LOOP		20	2	9%	22
BRP SH OPCO LLC		22			22
DCH REGIONAL MEDICAL CENTER LABORATORY		20	1	5%	21
CLINICAL PATHOLOGY LABORATORIES SOUTHEAST			21	100%	21
AMERICAN ESOTERIC LABORATORIES		6	15	71%	21
Summit Medical Group Westfield Lab		18	3	14%	21
CANTON-POTSDAM HOSPITAL LABORATORY		21			21
FLORIDA HOSPITAL LABS		11	10	48%	21
THE TRADITION OF THE PALM BEACHES		20	1	5%	21
ST JUDE CHILDRENS RESEARCH HOSPITAL		21			21
ROCKLEDGE FAMILY HEALTH			21	100%	21
MINUTECLINIC DIAGNOSTIC OF NORTH CAROLINA		21			21
RESIDENTIAL PLAZA AT BLUE LAGOON INC		19	2	10%	21
LONG TERM CARE OF JAY, LLC			21	100%	21
MINUTECLINIC, LLC #08366		16	5	24%	21
CENTRAL FLORIDA HEALTH CARE INC		2	19	90%	21
PATHGROUP			21	100%	21
CCS - BROWARD COUNTY JAIL		21			21
GREEN GABLES ASSISTED LIVING FACILITY		21			21
MINUTE CLINIC DIAGNOSTIC OF SC, LLC #75		20	1	5%	21
LEE MEMORIAL HEALTH SYSTEM HEALTH FAIR		18	3	14%	21
NAPHCARE, INC.		11	10	48%	21
CONNECTDX		6	15	71%	21
CARESPOT		1	20	95%	21
TIFFANY LAKE CARE CENTERS INC		21			21
UPMC CHAUTAUQUA AT WCA LABORATORY		20	1	5%	21
NOVANT HEALTH		15	6	29%	21
BROOKWOOD BAPTIST MEDICAL CENTER		20	1	5%	21
VIRTUA		17	4	19%	21
PULSE MEDICAL GROUP INC			21	100%	21
ARDEN COURTS OF WINTER SPRINGS		18	3	14%	21
MD BEAUTY LABS, PA		20	1	5%	21
WG EVERGREEN WOODS SH LLC		21			21
BAPTIST PRIMARY BLACK CREEK SOUTH			21	100%	21
TAMPA BAY CONCIERGE DOCTOR, LLC		20	1	5%	21

COVID-19: testing by laboratory

Data through Jan 28, 2021 verified as of Jan 29, 2021 at 09:25 AM

Data in this report are provisional and subject to change.

The numbers in the table below represent the number of Florida and non-Florida residents for whom test results were received by the Department of Health. A person can be tested by more than one laboratory and can have both positive and negative results. **Therefore, the sum of the numbers in each column will be larger than the total number of people tested.**

Reporting lab	Inconclusive	Negative	Positive	Percent positive	Total
PHYSICIANS CARE		18	3	14%	21
PHYSICIANS STAT		2	19	90%	21
ARTHREX MEDICAL CENTER		10	11	52%	21
SUNSHINE ASSISTED LIVING		21			21
CHILDRENS MEDICAL CENTER			21	100%	21
PALMETTO PEDIATRICS			21	100%	21
INTERNATIONAL MEDICAL LABORATORY INC		21			21
CARESPOT OF NOCATEE		1	19	95%	20
OAKMONTE VILLAGE		19	1	5%	20
LONG TERM CARE OF GULF BREEZE LLC		17	3	15%	20
BEST MEDICAL CENTER		11	9	45%	20
ATLAN		18	2	10%	20
IMA MEDICAL CENTER		9	11	55%	20
PONCE PLAZA NURSING & REHAB CENTER		4	16	80%	20
HEALTHY MINORS, LLC.		20			20
LAKE WORTH MANOR		19	1	5%	20
BAY PEDIATRICS PA		18	2	10%	20
BETHESDA HEALTH PHYSICIAN GROUP INC			20	100%	20
PINES NURSING HOME		19	1	5%	20
CL BRUMBACK PRIMARY CARE CLINIC LANTANA		2	18	90%	20
ALWAYS BEST CARE SENIOR SERVICES		18	2	10%	20
CARENOW - DOWNTOWN NORTH GULCH		20			20
OLIVE BRANCH HEALTH AND REHABILITATION CENTER			20	100%	20
LONG BEACH URGENT CARE		20			20
HEALTH MED CENTERS		20			20
ADVENTHEALTH MEDICAL GROUP FAMILY & INTERNAL		9	11	55%	20
REDITUS LABORATORIES			20	100%	20
HARBOUR ISLAND PEDIATRICS		12	8	40%	20
ADVENT HEALTH EXPRESS		9	11	55%	20
SOUTHCOR LABORATORY		2	18	90%	20
POINT OF CARE CLINICS PRIMARY CARE		20			20
LIFE CARE CENTER OF JACKSONVILLE			20	100%	20
ACCESS 365 URGENT CARE		7	13	65%	20
MINUTECLINIC DIAGNOSTIC OF MICHIGAN		18	2	10%	20
MEDICAL EXPRESS CORP		18	2	10%	20
AESTHETIC ENHANCEMENTS		20			20
MARYLAND DEPARTMENT OF HEALTH			20	100%	20
APOLLO HEALTH & REHABILITATION		15	5	25%	20
ENGLEWOOD HOSPITAL AND MEDICAL CENTER		16	4	20%	20
BIG BEND CARES, INC		17	3	15%	20
GLEN COVE HOSPITAL		20			20
81ST MEDICAL GROUP			20	100%	20
HENDRY REGIONAL CORPORATE HEALTH			20	100%	20
FORT SANDERS REGIONAL LABORATORY		20			20
Bon Secours Maria Manor		15	5	25%	20
ESTATES MEDICAL CENTER		12	8	40%	20

COVID-19: testing by laboratory

Data through Jan 28, 2021 verified as of Jan 29, 2021 at 09:25 AM

Data in this report are provisional and subject to change.

The numbers in the table below represent the number of Florida and non-Florida residents for whom test results were received by the Department of Health. A person can be tested by more than one laboratory and can have both positive and negative results. **Therefore, the sum of the numbers in each column will be larger than the total number of people tested.**

Reporting lab	Inconclusive	Negative	Positive	Percent positive	Total
CAPE CORAL HOSPITAL ABG LABORATORY		10	10	50%	20
MID FLORIDA PATHOLOGY LLC		19	1	5%	20
GROWING TOGETHER PEDIATRICS, LLC		16	4	20%	20
PALMS MEDICAL GROUP - LAKE CITY WEST		3	17	85%	20
TGH MEDICAL GROUP LABORATORY CARROLLWOOD			20	100%	20
GERALD J KIVETT MD		18	2	10%	20
INTEGRATED REGIONAL LABORATORIES - LARGO			19	100%	19
ADVANCE URGENT CARE CENTER, LLC			19	100%	19
CERON PEDIATRICS & INTEGRATIVE MEDICIN		19			19
MINUTECLINIC, LLC		15	4	21%	19
MIGUEL E TREVINO MD PA		16	3	16%	19
BAY STREET PHARMACY		18	1	5%	19
ASSISTED LIVING OF BROWARD		19			19
SEVEN RIVERS REGIONAL MEDICAL CENTER		5	14	74%	19
WAKULLA COUNTY HEALTH DEPARTMENT		5	14	74%	19
SHORE MEMORIAL HOSPITAL		16	3	16%	19
TOTAL ACCESS URGENT CARE			19	100%	19
RAINBOW PEDIATRICS		1	18	95%	19
MEDEXPRESS - BLOOMIN BRANDS		4	15	79%	19
Salerno Bay Health & Rehabilitation Center		13	6	32%	19
OHIO CVS STORES, LLC DBA		17	2	11%	19
JEFFERSON K-12, A SOMERSET SCHOOL- CLINIC		16	3	16%	19
PRIMECARE OF DOTHAN-DALEVILLE CLINIC		14	5	26%	19
STONE WASH CLINICAL LABORATORIES		2	17	89%	19
NO NAME		8	11	58%	19
DALE MEDICAL CENTER		14	5	26%	19
MAGNOLIA PEDIATRICS		2	17	89%	19
Kindred Hospital South Florida Hollywood SNU		18	1	5%	19
JOSEF SCHENKER MD PC		19			19
ISLAND LAKE CENTER		4	15	79%	19
FLORIDA COMMUNITY HEALTH CENTER OF ST. LUCIE		1	18	95%	19
WG BAYPOINT VILLAGE SH LLC		19			19
MEDEXPRESS URGENT CARE - BLOOMINGTON		16	3	16%	19
PROFESSIONAL PARK PEDIATRICS PA			19	100%	19
UNIV OF NORTH ALABAMA HEALTH CENTER		18	1	5%	19
COLORADO DEPARTMENT OF PUBLIC HEALTH AND ENVIRONMENT			19	100%	19
ESOTERIX GENETIC LABORATORIES		16	3	16%	19
DEPT OF VA MED CENTE-WEST PALM BEACH			19	100%	19
NANO HEALTH ASSOCIATES LLC		19			19
STUART REHABILITATION AND HEALTHCARE		5	14	74%	19
MED HEALTH SERVICES		18	1	5%	19
MARTHA'S HOUSE & ASSISTED LIVING FACILITY		19			19
BROOKDALE MANDARIN CENTRAL		6	13	68%	19
HUNTINGTON STATION URGENT CARE		18	1	5%	19
BAYVIEW MEDICAL		19			19
LAKE COUNTY SCHOOLS EMPLOYEE HEALTH CENTER		12	7	37%	19

COVID-19: testing by laboratory

Data through Jan 28, 2021 verified as of Jan 29, 2021 at 09:25 AM

Data in this report are provisional and subject to change.

The numbers in the table below represent the number of Florida and non-Florida residents for whom test results were received by the Department of Health. A person can be tested by more than one laboratory and can have both positive and negative results. **Therefore, the sum of the numbers in each column will be larger than the total number of people tested.**

Reporting lab	Inconclusive	Negative	Positive	Percent positive	Total
LAB INTERMARKET FACILITY LAB		1	18	95%	19
MARATHON HEALTH FOR LIFE		16	2	11%	18
DEPT OF VA MEDICAL CENTER - BAY PINES			18	100%	18
XPRESS WELLNESS URGENT CARE			18	100%	18
HALIFAX HEALTH URGENT CARE		3	15	83%	18
THE LODGE AND REHABILITATION CENTER		8	10	56%	18
MONROE COUNTY DETENTION CENTER			18	100%	18
BUREAU OF PUBLIC HEALTH	1	1	16	89%	18
GOOD SAMARITAN SOCIETY OF DAYTONA		16	2	11%	18
Sovereign Laboratory Services, LLC		16	2	11%	18
AURORA DIAGNOSTICS		6	12	67%	18
JACKSON NORTH MEDICAL CENTER		2	16	89%	18
NORTH PINELLAS CHILDRENS MEDICAL CENTER			18	100%	18
ASURANCE SCIENTIFIC LABORATORIES		18			18
COMMONWEALTH OF MASSACHUSETTS			18	100%	18
REGENCY SQUARE MALL - SEARS		3	15	83%	18
HOWARD BEACH URGENT CARE		18			18
CARDIOLOGY AND MEDICINE ASSOCIATES INC		18			18
BOZEMAN HEALTH DEACONESS HOSPITAL		13	5	28%	18
ATRIA SAN PABLO		16	2	11%	18
ADIRONDACK MEDICAL CENTER		18			18
COMPLETE HOME CARE OF THE PALM BEACHES LLC		17	1	6%	18
ROADS PEDIATRICS,LLC		16	2	11%	18
CLERMONT ADVENTHEALTH CENTRA CARE			18	100%	18
CAREHERE LAKE SCHOOLS EMPLOYEE HEALTH CENTER		11	7	39%	18
CAREATC CITY OF TAMPA		11	7	39%	18
TPCA CLINICAL LABORATORIES		15	3	17%	18
BRADFORD COUNTY HEALTH DEPARTMENT		17	1	6%	18
HARTFORD HOSPITAL ANCILLARY LAB		17	1	6%	18
ROCKLAND URGENT CARE FAMILY HEALTH NP		18			18
UM MILLER SCHOOL OF MEDICINE			18	100%	18
HOLIDAY MEDICAL ASSOCIATES		1	17	94%	18
CENTERPLACE HEALTH		2	16	89%	18
MOORINGS PARK OAKSTONE AT GREY OAKS		17	1	6%	18
MADISON CORE LABORATORIES		17	1	6%	18
AMELIA ASSISTED LIVING FACILITY		18			18
OPTUMCARE SOUTH FLORIDA, LLC		13	5	28%	18
MARQUES PEDIATRICS			18	100%	18
DAVID LAWRENCE CENTER		15	3	17%	18
MID FLORIDA PRIMARY CARE PA		12	6	33%	18
MD NOW MEDICAL CENTERS INC		1	17	94%	18
MORNINGSIDE MANOR & VILLA ADULT CARE C		18			18
TOTAL RENAL LABORATORIES INC		13	5	28%	18
FAMILY CARE CYPRESS CREEK		1	17	94%	18
TIMBERLANE LODGE ALF	1	10	7	39%	18
ROSLYN URGENT CARE		18			18

COVID-19: testing by laboratory

Data through Jan 28, 2021 verified as of Jan 29, 2021 at 09:25 AM

Data in this report are provisional and subject to change.

The numbers in the table below represent the number of Florida and non-Florida residents for whom test results were received by the Department of Health. A person can be tested by more than one laboratory and can have both positive and negative results. **Therefore, the sum of the numbers in each column will be larger than the total number of people tested.**

Reporting lab	Inconclusive	Negative	Positive	Percent positive	Total
MARION COUNTY HEALTH DEPARTMENT		17	1	6%	18
TENNESSEE DEPARTMENT OF HEALTH		14	4	22%	18
Clearwater Center		8	10	56%	18
GENERAL INTERNAL MEDICINE MEDICAL CTR CLINIC		13	5	28%	18
WALGREENS COVID-19		14	4	22%	18
WELLINGTON FAMILY PRACTICE		13	4	24%	17
NEW YORK PRESBYTERIAN - ALLEN HOSPITAL		17			17
MINUTE CLINIC DIAGNOSTIC OF VIRGINIA		13	4	24%	17
JESSIE TRICE COMMUNITY HEALTH SYSTEM, INC		1	16	94%	17
URGENT CARE WEST CLINIC		14	3	18%	17
ROYAL PALM MEDICAL GROUP, INC		17			17
CONSOLIDATED LAB SERVICES		8	9	53%	17
ORANGE PEDIATRICS			17	100%	17
BAY BREEZE HEALTH AND REHABILITATION CENTER		9	8	47%	17
ST VINCENT'S EAST		16	1	6%	17
COOPER HEALTHCARE		17			17
JUPITER MEDICAL CENTER			17	100%	17
BRIDGEWAY HEALTH CLINICS INC			17	100%	17
MIRIMUS CLINICAL LABS		7	10	59%	17
COAST MED URGENT CARE		16	1	6%	17
TENDER CARE ALF		17			17
BHA CENTRAL COUNTY CLINIC		1	16	94%	17
ADVENT HEALTH MEDICAL GROUP- FAMILY MEDICINE AT DR. PHILIPS		12	5	29%	17
VALLEY IMMEDIATE CARE		15	2	12%	17
MARCO DRUGS AND COMPOUNDING		13	4	24%	17
RESOLVE MOLECULAR DIAGNOSTICS		13	4	24%	17
ROBERT H JENKINS JR VETERANS' DOMICILIARY HOME OF		14	3	18%	17
MID-FLORIDA PATHOLOGY, LLC		12	5	29%	17
ASCENSION ST VINCENT'S PRIMARY CARE			17	100%	17
FUNGAL REFERENCE LABORATORY		12	5	29%	17
FAMILY AND INTERNAL MEDICINE AT AVALON PARK		14	3	18%	17
KIVA AT CANTERBURY			17	100%	17
MICHELLE S PAGE MD PA		17			17
BROOKDALE ST AUGUSTINE			17	100%	17
HUNT CLUB MEDICAL		13	4	24%	17
URGENT CARE AT LONGWOOD			17	100%	17
ALL PEDIATRIC CARE			17	100%	17
WALGREEN EASTERN CO, INC		17			17
ISLAMORADA VILLAGE OF ISLANDS FIRE RESCUE		17			17
UAH STUDENT HEALTH CENTER		11	6	35%	17
BAYCARE MEDICAL GROUP INC			17	100%	17
HEALTHCARE NOW			17	100%	17
MINUTECLINIC DIAGNOSTIC OF HAWAII LLC		16	1	6%	17
ST ELIZABETH MEDICAL CENTER LABORATORY		16	1	6%	17
BIOREFERENCE LABORATORIES INC		3	14	82%	17
ST. JUDES LABORATORIES		12	5	29%	17

COVID-19: testing by laboratory

Data through Jan 28, 2021 verified as of Jan 29, 2021 at 09:25 AM

Data in this report are provisional and subject to change.

The numbers in the table below represent the number of Florida and non-Florida residents for whom test results were received by the Department of Health. A person can be tested by more than one laboratory and can have both positive and negative results. **Therefore, the sum of the numbers in each column will be larger than the total number of people tested.**

Reporting lab	Inconclusive	Negative	Positive	Percent positive	Total
CVS MINUTE CLINIC DIAGNOSTIC OF NORTH CAROL		13	4	24%	17
EAST HILL PHARMACY		10	7	41%	17
UVMC MICROBIOLOGY		16	1	6%	17
HELIX DIAGNOSTICS			17	100%	17
ERIC C MARSHAL MD, PC DBA MINUTECLINIC		16	1	6%	17
Z UROLOGY		17			17
WINTER PARK FAMILY PRACTICE LLC		17			17
THE CANOPY AT HARPER LAKE	1		16	94%	17
OCOEE PEDIATRICS		13	3	19%	16
WINSHIPS PHARMACY INC		16			16
BONIFAY NURSING AND REHABILITATION CENTER			16	100%	16
REGENEXX TAMPA BAY		14	2	13%	16
PROMEDICA LABORATORIES		11	5	31%	16
CRUCIAL CARE		10	6	38%	16
CLEARWATER EMPLOYEE HEALTH CLINIC		4	12	75%	16
URGENT CARE CLINIC OF LINCOLN		14	2	13%	16
ALL FLORIDA FAMILY & SPORTS MEDICINE		15	1	6%	16
MINUTECLINIC DIAGNOSTIC OF NORTH CAROLINA PC		14	2	13%	16
AVOW HOSPICE INC		16			16
ROWLETT MIDDLE ACADEMY		14	2	13%	16
ADVENT HEALTH - ZEPHYRHILLS			16	100%	16
JUST FOR KIDS PEDIATRICS		5	11	69%	16
MIRIMUS INC		1	15	94%	16
ALBIBI		1	15	94%	16
GRACE MEDICAL HOME		12	4	25%	16
MORRIS PARK URGENT CARE		13	3	19%	16
ARCPPOINT LABS OF WEST PALM BEACH			16	100%	16
BAYFRONT HMA CONVENIENT CARE, LLC		2	14	88%	16
MCWHORTER SCHOOL OF PHARMACY		16			16
ARDEN COURTS OF LELY PALMS		15	1	6%	16
HEALTH CENTRAL HOSPITAL			16	100%	16
PANAMA CITY VITAS HOSPICE		16			16
SHELBY BAPTIST MEDICAL CENTER		11	5	31%	16
MEDEXPRESS URGENT CARE LEWISBURG		15	1	6%	16
BARBARA O'REILLY MD PA		16			16
MAITLAND PRIMARY CARE		9	7	44%	16
FAST TRACK URGENT CARE CENTER - TYRONE			16	100%	16
DIEGO FALLON MD PA		6	10	63%	16
CIGNA PBSO WEST PALM			16	100%	16
JOSEPH MIGNOGNA		13	3	19%	16
LOVING CARE OF THE TREASURE COAST LLC	1	10	5	31%	16
NOVANT HEALTH GOHEALTH URGENT CARE-HARRISBURG		8	8	50%	16
GENTIVA HEALTH SERVICES		14	2	13%	16
XERA MED RESEARCH			16	100%	16
PRO HEALTH FAMILY PHYSICIANS, NYSTROM		16			16
WELLMED AT LAKE COPELAND		10	6	38%	16

COVID-19: testing by laboratory

Data through Jan 28, 2021 verified as of Jan 29, 2021 at 09:25 AM

Data in this report are provisional and subject to change.

The numbers in the table below represent the number of Florida and non-Florida residents for whom test results were received by the Department of Health. A person can be tested by more than one laboratory and can have both positive and negative results. **Therefore, the sum of the numbers in each column will be larger than the total number of people tested.**

Reporting lab	Inconclusive	Negative	Positive	Percent positive	Total
MD PLUS URGENT CARE, LLC			16	100%	16
ARDEN COURTS OF SARASOTA			16	100%	16
MINUTECLINIC DIAGNOSTIC OF ILLINOIS L		14	2	13%	16
MASSACHUSETTS GENERAL HOSPITAL		1	15	94%	16
CENTRAL FLORIDA PEDIATRIC URGENT CARE LLC		14	2	13%	16
INTERNAL MEDICINE ASSOCIATES & SPECIALTIES INC		15	1	6%	16
Lab MSMC Hialeah			16	100%	16
CAREHERE- LCS LEESBURG			16	100%	16
SRMC AVALON		9	7	44%	16
OKEECHOBEE HEALTHCARE FACILITY			16	100%	16
BROOKDALE BRANDON	1	15			16
MINIMALLY INVASIVE VASCULAR INC		14	2	13%	16
MILLENNIUM PHYSICIAN GRP LLC NAPLES PINE RIDGE			16	100%	16
FLORIDA ENDOSCOPY & SURGERY CTR LLC		16			16
SOMA MEDICAL CENTER PA #3			16	100%	16
KEYSTYLE LIVING LLC	1	15			16
ATRIA LADY LAKE		16			16
REHAB AND HEALTHCARE CENTER OF CAPE CORAL		16			16
ST AUGUSTINE PLANTATION		1	15	94%	16
ST CATHERINE OF SIENA HOSPITAL		14	2	13%	16
CONCORD LIFE SCIENCES LLC		3	13	81%	16
LIGHTHOUSE PEDIATRICS OF NAPLES		12	4	25%	16
GULFCOAST PEDIATRICS		14	2	13%	16
NEWYORK-PRESBYTERIAN/ LAWRENCE HOSPITAL LABORATORY		14	2	13%	16
UHEALTH AT FISHER ISLAND			16	100%	16
DARDEN WELLNESS CENTER		13	3	19%	16
TRINITY MEDICAL ASSOCIATES LLC			15	100%	15
SINAI HOSPITAL OF BALTIMORE		15			15
49D2045214PHYSICIAN OFFICE WAIVER MEDICAL EXPRESS URGENT CARE - HARRISONBU		6	9	60%	15
SPEARHEAD MEDICAL			15	100%	15
DIATHERIX		13	2	13%	15
FLORIDA DEPARTMENT OF HEALTH IN HILLSBOROUGH COUNTY		1	14	93%	15
SUNLIFE PHARMACY		15			15
HODGES CLUSTER		2	13	87%	15
PINELLAS 1 HOME HEALTH CARE CORP		15			15
ORLANDO HEALTH		2	13	87%	15
CHARLOTTE CHD PORT CHARLOTTE		12	3	20%	15
TEXAS DEPARTMENT OF STATE HEALTH SERVICES		3	12	80%	15
HOLLEY-NAVARRE MEDICAL CLINIC		5	10	67%	15
AHEC CLINIC		1	14	93%	15
EAR NOSE & THROAT ASSOCIATES OF MANATEE PA		15			15
CARESPOT EXPRESS HEALTHCARE			15	100%	15
MINUTECLINIC, LLC, DBA MINUTECLINIC #5		12	3	20%	15
BAYCARE HEALTH SYSTEMS, LLC			15	100%	15
GATTOLINE ENTERPRISES, INC. DBA FAMILY CARE PHARMACY		10	5	33%	15
TELEVISIT MALABAR PEDIATRICS		5	10	67%	15

COVID-19: testing by laboratory

Data through Jan 28, 2021 verified as of Jan 29, 2021 at 09:25 AM

Data in this report are provisional and subject to change.

The numbers in the table below represent the number of Florida and non-Florida residents for whom test results were received by the Department of Health. A person can be tested by more than one laboratory and can have both positive and negative results. **Therefore, the sum of the numbers in each column will be larger than the total number of people tested.**

Reporting lab	Inconclusive	Negative	Positive	Percent positive	Total
FLORIDA HOSPITAL WINTER GARDEN		13	2	13%	15
MILTON 4707		15			15
MEADOWCREST MOLECULAR DIAGNOSTICS, LLC			15	100%	15
EXPRESS FAMILY CARE LLC			15	100%	15
LAKE INTERNAL MEDICINE ASSOCIATES PA		12	3	20%	15
GRAND VILLA OF ST. PETERSBURG		13	2	13%	15
MINUTECLINIC DIAGNOSTIC OF TN PC #378		14	1	7%	15
PATHLINE			15	100%	15
FAMILY CARE CENTER OF ARLINGTON		10	5	33%	15
GUARDANT HEALTH		11	4	27%	15
SIGNATURE HEALTHCARE OF ORANGE PARK		14	1	7%	15
MINUTE CLINIC DIAGNOSTIC OF NEW JERSEY		15			15
SOUTH CAROLINA DEPT OF HEALTH AND ENVIRONMENT CONTROL		2	13	87%	15
GLEN OAKS URGENT CARE		15			15
BESSENT ROAD GROUP HOME		15			15
MULBERRY'S MOBILE PROVIDER SERVICES LLC		1	14	93%	15
CENTER ONE SURGERY CENTER		11	4	27%	15
COASTAL FAMILY PRACTICE		8	7	47%	15
CORAL HOUSE ASSISTED LIVING COMMUNITY LLC		15			15
BAYLOR GENETICS		6	9	60%	15
WELLMED AT PLANT CITY		9	6	40%	15
EASTLAKE PEDIATRICS - TRINITY		15			15
OSCEOLA ALF OPERATOR, LLC DBA		15			15
COLLEGE POINT URGENT CARE		13	2	13%	15
UTAH DEPARTMENT OF HEALTH			15	100%	15
OCEANSIDE URGENT CARE		15			15
Citymd Of Lacey		14	1	7%	15
ROBERT WOOD JOHNSON UNIVERSITY HOSP		13	2	13%	15
NORTHWEST FLORIDA SLEEP		1	14	93%	15
TOTTENVILLE CIRCLE URGENT CARE		15			15
PRATTVILLE BAPTIST HOSPITAL		11	3	21%	14
UC HEALTH UNIVERSITY HOSPITAL		11	3	21%	14
CLEVELAND CLINIC FLORIDA		1	13	93%	14
MINUTECLINIC MINUTECLINIC #8746		14			14
ASTORIA HEALTH AND REHABILITATION CENTER		13	1	7%	14
SOUTHEASTERN UNIVERSITY INC		14			14
SIGMUND LABS LLC		14			14
ALAN L MELOTEK MD		14			14
SOUTH FLORIDA DIALYSIS CENTER		8	6	43%	14
CUSTEAD CARE CENTER HAVEN HOSPICE		12	2	14%	14
ODYSSEY HEALTHCARE OF MARION COUNTY, LLC		13	1	7%	14
Wesley Place on Honeysuckle		12	2	14%	14
HEALTHFIRST ADVENT HEALTH CENTRA CARE COCOA BEACH			14	100%	14
AUBURN COMMUNITY HOSPITAL		12	2	14%	14
BREVARD HEALTH ALLIANCE INC, THE		9	5	36%	14
STATMED OCALA			14	100%	14

COVID-19: testing by laboratory

Data through Jan 28, 2021 verified as of Jan 29, 2021 at 09:25 AM

Data in this report are provisional and subject to change.

The numbers in the table below represent the number of Florida and non-Florida residents for whom test results were received by the Department of Health. A person can be tested by more than one laboratory and can have both positive and negative results. **Therefore, the sum of the numbers in each column will be larger than the total number of people tested.**

Reporting lab	Inconclusive	Negative	Positive	Percent positive	Total
Belleair Healthcare Center		8	6	43%	14
DOCTORS MEDICAL CENTER OF WALTON COUNTY CLINIC			14	100%	14
SONATA BOYNTON BEACH		13	1	7%	14
CARE CENTERS OF NASSAU, LLC - HENDRICKS RD		14			14
MEDEMERGE		13	1	7%	14
POLK CHD BARTOW		13	1	7%	14
ANCHOR CARE AND REHABILITATION CENTER		13	1	7%	14
BAPTIST MEMORIAL HEALTH CARE		12	2	14%	14
MINUTECLINIC DIAGNOSTIC OF PENNSYLVANI		14			14
MACKOUL PEDIATRICS FORT MYERS			14	100%	14
CLEVELAND CLINIC			14	100%	14
FORT HAMILTON URGENT CARE		14			14
EPIPHANY HEALTH		8	6	43%	14
KRYSTAL BAY NURSING AND REHABILITATION		10	4	29%	14
OCALA OAKS REHABILITATION CENTER		9	5	36%	14
ATRIA WILLOW WOOD		13	1	7%	14
NORTHWESTERN MEMORIAL HOSPITAL			14	100%	14
CARILLON SPORTS AND FAMILY MEDICINE		10	4	29%	14
LAKE CO EMPLOYEE HEALTH AND WELLNESS CENTER		13	1	7%	14
Consulate Health Care of Jacksonville			14	100%	14
CORE LABORATORY		1	13	93%	14
BOCA SIMON LAB		1	13	93%	14
MINUTECLINIC DIAGNOSTICS MEDICAL GROUP		13	1	7%	14
NEW YORK METHODIST HOSPITAL		13	1	7%	14
ARDEN COURTS OF PALM HARBOR			14	100%	14
BVL PEDIATRICS		14			14
ST JOSEPH HOSPITAL		13	1	7%	14
JOSEPH SCHENKER MD PC DBA CENTERS URGENT		12	2	14%	14
GRAND VILLA OF DELAND		10	4	29%	14
ST CLOUD MEDICAL GROUP		12	2	14%	14
D W MCMILLAN MEMORIAL HOSPITAL		4	10	71%	14
STATEN ISLAND UNIVERSITY HOSPITAL		13	1	7%	14
BAPTIST MEDICAL CENTER EAST		11	3	21%	14
LAKELAND HILLS CENTER		7	7	50%	14
BOCA SIMON		2	12	86%	14
WALK IN URGENT CARE			14	100%	14
MEDEXPRESS URGENT CARE, MOON TOWNSHIP		13	1	7%	14
MINUTECLINIC DIAGNOSTIC PA		13	1	7%	14
BENTON HOUSE OF PORT ORANGE		8	6	43%	14
FLUSHING HOSPITAL MEDICAL CENTER		11	3	21%	14
BASSETTI & ASSOCIATES, MD, PA			14	100%	14
RIVERSIDE COTTAGES AT THE SHORES, LLC			14	100%	14
MELBOURNE FAMILY PRACTICE		12	1	8%	13
BARTON FAMILY PRACTICE		7	6	46%	13
MEDEXPRESS URGENT CARE - ROBINSON TWP, STEUBENVILLE PIKE		11	2	15%	13
DYNAMIC DNA LAB		1	12	92%	13

COVID-19: testing by laboratory

Data through Jan 28, 2021 verified as of Jan 29, 2021 at 09:25 AM

Data in this report are provisional and subject to change.

The numbers in the table below represent the number of Florida and non-Florida residents for whom test results were received by the Department of Health. A person can be tested by more than one laboratory and can have both positive and negative results. **Therefore, the sum of the numbers in each column will be larger than the total number of people tested.**

Reporting lab	Inconclusive	Negative	Positive	Percent positive	Total
BRYAN WHITFIELD MEMORIAL HOSPITAL		8	5	38%	13
CAREATC			13	100%	13
CARE HERE		1	12	92%	13
SHELBY COUNTY HEALTH CARE CORPORATION		10	3	23%	13
PHELPS HOSPITAL LABORATORY		11	2	15%	13
ANYLABTESTNOW			13	100%	13
OPIS ISLAND LAKE CENTER		13			13
URGENT TEAM		10	3	23%	13
LANDMARK HOSPITAL SOUTHWEST FLORIDA LLC		13			13
MONTEFIORE ST LUKE'S CORNWALL HOSPITAL		10	3	23%	13
MEADOWCREST FAMILY PHYSICIANS PA			13	100%	13
GLENBROOKE AT PALM BAY			13	100%	13
MINUTECLINIC DIAGNOSTIC MEDICAL GROUP		12	1	8%	13
SOUTH NASSAU COMMUNITIES HOSPITAL		10	3	23%	13
IN-OFFICE LAB		12	1	8%	13
CVS MINUTE CLINIC DIAGNOSTIC OF TEXAS LLC		10	3	23%	13
KIVA AT CANTERBURY, LLC		13			13
FORT WALTON BEACH DEVELOPMENTAL CENTER		12	1	8%	13
UNIVERSITY LAB			13	100%	13
ORANGE REGIONAL MEDICAL CENTER LABORATORY		10	3	23%	13
DAVITA DIALYSIS		4	9	69%	13
HUDSON VALLEY HOSPITAL CENTER LABORATORY		12	1	8%	13
LUCID DIAGNOSTICS LABS			13	100%	13
BAYA URGENT CARE LLC		1	12	92%	13
ROCKLEDGE		3	10	77%	13
CRESTVIEW IMMEDIATE CARE LL			13	100%	13
UNIVERSITY HOSPITAL UC HEALTH		9	4	31%	13
BROOKLYN HOSPITAL CENTER DOWNTOWN CAMPUS		13			13
PREMIER LABORATORY SERVICES, LLC		5	8	62%	13
PARKWEST MEDICAL CENTER		11	2	15%	13
A AND R RESEARCH GROUP LLC		10	3	23%	13
EAR NOSE AND THROAT ASSOCIATES OF MANATEE, P.A.		10	3	23%	13
INN AT LAKE SEMINOLE SQUARE, THE		13			13
VILLA OF KINGS AND QUEENS OF DELRAY		13			13
BROOKDALE DELAND			13	100%	13
ROSS MEDICAL GROUP			13	100%	13
MAINSTREET FAMILY SELECT		1	12	92%	13
BLOUNT MEMORIAL HOSPITAL		12	1	8%	13
MICHAEL A VENAZIO MD		11	2	15%	13
INTERMOUNTAIN CENTRAL LAB		1	12	92%	13
Sunnyside Care Center		13			13
ADVENT HEALTH - TIMBERRIDGE ER		10	3	23%	13
ESCAMBIA COMMUNITY CLINIC		2	11	85%	13
SOUTHEAST FAMILY HEALTHCARE CENTER			13	100%	13
CROSS CARE CENTER			13	100%	13
CLINICAL LABORATORY SERVICES			13	100%	13

COVID-19: testing by laboratory

Data through Jan 28, 2021 verified as of Jan 29, 2021 at 09:25 AM

Data in this report are provisional and subject to change.

The numbers in the table below represent the number of Florida and non-Florida residents for whom test results were received by the Department of Health. A person can be tested by more than one laboratory and can have both positive and negative results. **Therefore, the sum of the numbers in each column will be larger than the total number of people tested.**

Reporting lab	Inconclusive	Negative	Positive	Percent positive	Total
MINUTECLINIC DIAGNOSTIC OF RHODE ISLAND, LLC #590		12	1	8%	13
FLORIDA STATE HOSPITAL			13	100%	13
SPRINGWOOD COURT		8	5	38%	13
COMMUNITY HEALTH OF SOUTH FLORIDA INC			13	100%	13
SUMMIT ATLANTIC SURGERY CENTER		12			12
LONG ISLAND JEWISH VALLEY STREAM		12			12
WORLD WRESTLING ENTERTAINMENT			12	100%	12
ST PETER'S UNIVERSITY HOSPITAL		9	3	25%	12
WALGREEN		4	8	67%	12
TLC FAMILY CARE HOME INC		12			12
ALAN SERURE MD		12			12
BROWARD DIALYSIS			12	100%	12
INNOVATIVE RESEARCH OF WEST FLORIDA		9	3	25%	12
STEWART MELBOURNE HOSPITAL, INC	1		11	92%	12
NAPLES GREEN VILLAGE		12			12
Gulf Shore Care Center		8	4	33%	12
MI2297090CV HOLLAND-23D2189684		12			12
NORTHWEST FLORIDA ENT, PA		5	7	58%	12
PREMIUM HEALTH SERVICES OF TAMPA BAY LLC		9	3	25%	12
CARENOW URGENT CARE-BRENTWOOD		8	4	33%	12
FAMILY CARE			12	100%	12
FLORIDA DEPT OF HEALTH		4	8	67%	12
RAINBOW PEDIATRIC CENTER		2	10	83%	12
PANCARE HEALTH - WEWA ELEMENTARY			12	100%	12
ADVENT HEALTH - KISSIMMEE		3	9	75%	12
LAB UNKNOWN		1	11	92%	12
FHCP-PORT ORANGE		3	9	75%	12
PRIMARY CARE MEDICINE	1	10	1	8%	12
MINUTECLINIC DIAGNOSTIC OF MICHIGAN PC		11	1	8%	12
NASSAU COUNTY JAIL		11	1	8%	12
SUWANNEE COUNTY JAIL		11	1	8%	12
PROHEALTH CARE ASSOCIATES MOBILE		9	3	25%	12
AIR, LAND & SEA PHYSICALS & CONSULTATIONS, LLC		11	1	8%	12
MINUTECLINIC, LLC, DBA MINUTECLINIC #2544		11	1	8%	12
PBSO WEST PALM FAMILY PRACTICE		1	11	92%	12
DIXIE COUNTY HEALTH DEPARTMENT		7	5	42%	12
TNC WALK IN CLINIC		9	3	25%	12
ORMOND MEDICAL ARTS		3	9	75%	12
WOODHOUSE INC		12			12
Lady Lake Specialty Care			12	100%	12
LIFE CARE OF PORT SAINT LUCIE		3	9	75%	12
ACADIAN DIAGNOSTIC LABORATORIES		8	4	33%	12
MERCY MEDICAL CENTER		5	7	58%	12
MERIDIAN AT WATERWAYS, THE		10	2	17%	12
MINUTECLINIC DIAGNOSTIC OF SOUTH CAROL		10	2	17%	12
FAMILY MEDICINE AT LONGWOOD			12	100%	12

COVID-19: testing by laboratory

Data through Jan 28, 2021 verified as of Jan 29, 2021 at 09:25 AM

Data in this report are provisional and subject to change.

The numbers in the table below represent the number of Florida and non-Florida residents for whom test results were received by the Department of Health. A person can be tested by more than one laboratory and can have both positive and negative results. **Therefore, the sum of the numbers in each column will be larger than the total number of people tested.**

Reporting lab	Inconclusive	Negative	Positive	Percent positive	Total
LAKEWOOD RANCH MEDICAL CENTER CLINICAL LAB			12	100%	12
MINUTECLINIC #8699		9	3	25%	12
WACO HHSSURGEWACO	1	10	1	8%	12
GLEN OAKS HEALTH AND REHABILITATION CENTER			12	100%	12
METHODIST MEDICAL CENTER		9	3	25%	12
COMPREHENSIVE CHILDCARE ASSOCIATES		8	4	33%	12
FLORIDA PRESBYTERIAN HOMES INC		11	1	8%	12
ELTINGVILLE CIRCLE URGENT CARE		12			12
SUNSHINE PEDIATRICS OF CENTRAL FLORIDA PL		10	2	17%	12
LEON CHD		12			12
SOUTHEASTERN LABORATORY			12	100%	12
CALLAWAY CLINIC		7	5	42%	12
FAMILY HEALTH CENTER			12	100%	12
VERITAS RESEARCH CORP			12	100%	12
LAKES DIALYSIS CENTER INC			12	100%	12
THE PLAZA AT PARKSQUARE		12			12
MI CASA DORADA ASSISTED LIVING FACILIT		12			12
OHIO STATE UNIVERSITY MEDICAL CENTER			12	100%	12
NOVALIFE MEDSPA			12	100%	12
APPLE DIAGNOSTICS LAB		5	7	58%	12
ACCESS MEDICAL CENTER			12	100%	12
ADVENT HEALTH - WINTER HAVEN		6	6	50%	12
IREPERTOIRE_MOL_LAB		12			12
HORIZON MEDICAL GROUP		9	2	18%	11
LEHIGH VALLEY HOSPITAL		3	8	73%	11
MEDEXPRESS URGENT CARE - TIMBERLAKE		11			11
REDMED CLINIC OF ARLINGTON		10	1	9%	11
JOSEF SCHENKER MD PC DBA CENTERS URGENT		10	1	9%	11
WOODLAND TOWERS		6	5	45%	11
MHHS All Lab Subsection		11			11
BAPTIST PRIMARY CARE PONTE VEDRA		6	5	45%	11
PINELLAS COUNTY HEALTH DEPARTMENT		2	9	82%	11
St. Annes Nursing Center, St. Annes Residence, Inc.		11			11
VALDOSTA FAMILY MEDICINE			11	100%	11
WHITE-WILSON MEDICAL CENTER		11			11
ARNOT OGDEN MEDICAL CENTER LABORATORY		11			11
WANTAGH URGENT CARE		8	3	27%	11
FIRST CHOICE PEDIATRICS WINTER SPRINGS		10	1	9%	11
MEDICAL CENTER AFFILIATES WEST PALM			11	100%	11
GADSDEN REGIONAL MEDICAL CENTER		11			11
WATSON HEALTHCARE		8	3	27%	11
CARINGTON MANOR		11			11
SENIOR HOME CARE INC		11			11
DOT DOC SARASOTA		10	1	9%	11
MOUNT DORA PEDIATRICS		9	2	18%	11
GENESIS		7	4	36%	11

COVID-19: testing by laboratory

Data through Jan 28, 2021 verified as of Jan 29, 2021 at 09:25 AM

Data in this report are provisional and subject to change.

The numbers in the table below represent the number of Florida and non-Florida residents for whom test results were received by the Department of Health. A person can be tested by more than one laboratory and can have both positive and negative results. **Therefore, the sum of the numbers in each column will be larger than the total number of people tested.**

Reporting lab	Inconclusive	Negative	Positive	Percent positive	Total
PRIMECARE ACQUISITION FAMILY PRACTICE INC		11			11
CARLOS PORTU MD, PLLC			11	100%	11
BENTLEY VILLAGE II		2	9	82%	11
UNIVERSITY CENTRA CARE		10	1	9%	11
BROOKDALE DESTIN		1	10	91%	11
ELITE HOME HEALTH SERVICES		11			11
ALCOVE ASSISTED LIVING FACILITY		11			11
DMH STEINHATCHEE FAMILY MEDICINE		8	3	27%	11
NIGHT LITE PEDIATRICS CENTER, LLC		1	10	91%	11
MEDEXPRESS URGENT CARE-ALTOONA		9	2	18%	11
ST JOSEPH'S HOSPITAL LABORATORY			11	100%	11
BELLEVUE HOSPITAL CENTER DEPARTMENT		11			11
QUOTIENT SCIENCES LABS LLC			11	100%	11
FAMILY PRACTICE ON THE GO		6	5	45%	11
JFK MEDICAL CENTER NORTH LAB		1	10	91%	11
NORTHERN WESTCHESTER HOSPITAL LABORATORY		9	2	18%	11
WELLMED AT SOUTH PARSONS		9	2	18%	11
TELEVISIT PALM BAY FAMILY PRACTICE		9	2	18%	11
MC DIAGNOSTIC OF CONNECTICUT, PC #775		10	1	9%	11
SEMOREAN FAMILY HEALTH LLC		10	1	9%	11
ORCHID COVE		2	9	82%	11
MORTON PLANT MEASE			11	100%	11
TREASURE COAST URGENT CARE			11	100%	11
TROPICANA		5	6	55%	11
UMHC/SYLVESTER AT KENDALL		1	10	91%	11
FIRST CHOICE PEDIATRICS INC		10	1	9%	11
Terrace of Jacksonville			11	100%	11
AIM LABORATORIES			11	100%	11
WINTER PARK CARE AND REHABILITATION			11	100%	11
SAMARITAN MEDICAL CENTER		11			11
EMERALD COAST PEDIATRICS			11	100%	11
PALM BEACH PATHOLOGY		9	2	18%	11
ADVENTHEALTH MEDICAL GROUP CARE CLINIC AT		8	3	27%	11
THE TERRACE OF SAINT CLOUD		9	2	18%	11
VIRTUA WEST JERSEY HOSPITAL VOORHEES		9	2	18%	11
AVENTURA HOSPITAL AND MEDICAL CENTER			11	100%	11
ADVENT HEALTH - WESTCHASE ER		8	3	27%	11
DESOTO HEALTH AND REHAB LLC		7	4	36%	11
CARE FAST MURABELLA		7	4	36%	11
PRIMECARE AT PORT ORANGE			11	100%	11
HAVEN HOSPICE			11	100%	11
GENEXPERT			11	100%	11
BIOTECH CLINICAL LABORATORIES, INC.		1	10	91%	11
ISLAND COAST PEDIATRICS IN-HOUSE LAB		10			10
BAYCARE MEDICAL GROUP INC			10	100%	10
BROOKDALE PANAMA CITY		9	1	10%	10

COVID-19: testing by laboratory

Data through Jan 28, 2021 verified as of Jan 29, 2021 at 09:25 AM

Data in this report are provisional and subject to change.

The numbers in the table below represent the number of Florida and non-Florida residents for whom test results were received by the Department of Health. A person can be tested by more than one laboratory and can have both positive and negative results. **Therefore, the sum of the numbers in each column will be larger than the total number of people tested.**

Reporting lab	Inconclusive	Negative	Positive	Percent positive	Total
MEDEXPRESS URGENT CARE PARKERSBURG		8	2	20%	10
NURSING PLUS OF BROWARD LLC		1	9	90%	10
URGENT CARE USA LLC		1	9	90%	10
G & R HEALTH MART PHARMACY		7	3	30%	10
PROMEDICA SENIOR LIVING		9	1	10%	10
MISSOURI DEPARTMENT OF HEALTH AND SENIOR SERVICES			10	100%	10
ESTATES MEDICAL CENTER INC			10	100%	10
Hialeah Nursing And Rehabilitation Center		6	4	40%	10
LAKE NONA MEDICAL SERVICES		3	7	70%	10
MEDEXPRESS URGENT CARE CHARLESTON		6	4	40%	10
GRACE WELLNESS CENTER		3	7	70%	10
PBC PREMIER FAMILY HEALTH			10	100%	10
MEYER PEDIATRICS CHTD		10			10
STATEN ISLAND UNIVERSITY HOSPITAL SEGUINE AVE		9	1	10%	10
Maury Regional Hospital		6	4	40%	10
St Joseph's Hospital & Medical Center		9	1	10%	10
ONEIDA HEALTHCARE CENTER		8	2	20%	10
URGENT CARE CENTER AT PINNACLE		4	6	60%	10
CORNER OAK ESTATE LLC		10			10
SAVANNAH MANOR ASSISTED LIVING COMMUNITY			10	100%	10
SONORAN DESERT PATHOLOGY ASSOCIATES			10	100%	10
CVS TN5639POCT FARRAGUT		9	1	10%	10
BROWARD HEALTH CARE			10	100%	10
ASSOCIATES MD CYPRESS CREEK			10	100%	10
NORTH OKALOOSA PHYSICIAN GROUP		10			10
NEW JERSEY DEPARTMENT OF HEALTH COMMUNICABLE DISEASE SERVICE		3	7	70%	10
WELLMED AT PORT ST LUCIE WEST		6	4	40%	10
OPTIONS FOR SENIORS INC DBA PALM KREST MANOR		8	2	20%	10
PLYMOUTH HARBOR INCORPORATED		9	1	10%	10
CBC LAB		3	7	70%	10
TENNESSEE DEPARTMENT OF HEALTH (TDH) - CENTRAL LABORATORY		2	8	80%	10
MED LABS DIAGNOSTICS		5	5	50%	10
MOSOLF PEDIATRICS			10	100%	10
PRORENATA LABS		2	8	80%	10
CONSULATE HEALTH CARE OF PENSACOLA			10	100%	10
APPALACHIAN REGIONAL HEALTHCARE SYSTEM		10			10
RPC@HODGES		2	8	80%	10
PANCARE HEALTH - VERNON ELEMENTARY			10	100%	10
CARENOW URGENT CARE-WEST END		7	3	30%	10
EMERALD COAST HOSPICE - CRESTVIEW		10			10
VETERNANS ADMINISTRATION			10	100%	10
VASCONCELLO COHEN MD PA		9	1	10%	10
GRAND VILLA OF ALTAMONTE SPRINGS		3	7	70%	10
MEDEX REGIONAL LABORATORIES LLC		1	9	90%	10
ADVENTHEALTH MEDICAL GROUP		9	1	10%	10
LAKE BALDWIN CBOC		9	1	10%	10

COVID-19: testing by laboratory

Data through Jan 28, 2021 verified as of Jan 29, 2021 at 09:25 AM

Data in this report are provisional and subject to change.

The numbers in the table below represent the number of Florida and non-Florida residents for whom test results were received by the Department of Health. A person can be tested by more than one laboratory and can have both positive and negative results. **Therefore, the sum of the numbers in each column will be larger than the total number of people tested.**

Reporting lab	Inconclusive	Negative	Positive	Percent positive	Total
VITALANT		1	9	90%	10
MEDEXPRESS URGENT CARE - SEMINOLE SQUA		9	1	10%	10
Hackensack Umc Mountainside		9	1	10%	10
ALABAMA DEPARTMENT OF PUBLIC HEALTH		1	9	90%	10
HCR MANORCARE		10			10
AMBRY GENETICS CORPORATION		10			10
MINUTECLINIC DIAGNOSTIC OF TN PC #566		8	2	20%	10
FAMILY MEDICINE AT HUNTERS CREEK		10			10
BEAUMONT LABORATORY			10	100%	10
EP MEDICAL EQUIPMENT PHARMACY		9	1	10%	10
ILLINOIS DEPT OF PUBLIC HEALTH LAB - SPRINGFIELD			10	100%	10
Grand Villa of Deerfield Beach		8	2	20%	10
COVANCE CENTRAL LABORATORY			10	100%	10
ADVENTIST HEALTH SYSTEM FLORIDA DEPT OF HEALTH		6	4	40%	10
CREATIVE TESTING SOLUTIONS		3	7	70%	10
CORONA PATHOLOGY		10			10
PARROTT MEDICAL CLINIC			10	100%	10
MEDICAL LABORATORY DIAGNOSTICS			10	100%	10
COMMUNITY HEALTH CENTER		2	8	80%	10
BOCA RATON REGIONAL HOSPITAL LAB			10	100%	10
CARENOW URGENT CARE - EAST NASHVILLE		8	2	20%	10
KIDSVILLE PEDIATRICS			10	100%	10
WEEMS MEMORIAL HOSPITAL		7	3	30%	10
MINUTECLINIC DIAGNOSTIC OF TN, PC 374		6	4	40%	10
WESTCHESTER GENERAL HOSPITAL BLOOD GAS LAB			9	100%	9
LPG PEDIATRICS AT PAGE FIELD		9			9
ACCESS PHARMACY		9			9
ADVENTHEALTH MEDICAL GROUP PULMONOLOGY		8	1	11%	9
NEMOURS CHILDREN'S PRIMARY CARE VERO BEACH			9	100%	9
YORKVILLE PEDIATRIC URGENT CARE		9			9
MICHIGAN DEPARTMENT OF COMMUNITY HEALTH		1	8	89%	9
CHILDREN'S HEALTH CENTER INC.		7	2	22%	9
ORANGE PARK PEDIATRIC ASSOCIATES		1	8	89%	9
THE GOOD SHEPARDS OF DELAND-WEST		9			9
LAKEVIEW HEALTH SYSTEMS			9	100%	9
CVS MINUTE CLINIC DIAGNOSTIC OF WISCONSIN		9			9
UNIVERSITY MEDICAL CENTER		8	1	11%	9
MEDEXPRESS URGENT CARE-KATY		6	3	33%	9
WINDSOR OF SAN PABLO, THE		6	3	33%	9
RIVERWOOD CENTER,THE			9	100%	9
ANY LAB TEST NOW INC			9	100%	9
TMH PHYSICIAN PARTNERS - MONTICELLO		8	1	11%	9
ROSECASTLE			9	100%	9
HIGH TOWER ALF LLC		8	1	11%	9
CLEVELAND TENNESSEE HOSPITAL COMPANY		8	1	11%	9
CVS MINUTE CLINIC DIAGNOSTIC MED GRP OF CA		9			9

COVID-19: testing by laboratory

Data through Jan 28, 2021 verified as of Jan 29, 2021 at 09:25 AM

Data in this report are provisional and subject to change.

The numbers in the table below represent the number of Florida and non-Florida residents for whom test results were received by the Department of Health. A person can be tested by more than one laboratory and can have both positive and negative results. **Therefore, the sum of the numbers in each column will be larger than the total number of people tested.**

Reporting lab	Inconclusive	Negative	Positive	Percent positive	Total
LAKE HOWARD HEIGHTS	1	8			9
PRIMARY CARE WALK IN CLINIC PLLC			9	100%	9
MAINSTREET FAMILY CARE			9	100%	9
RIVERSIDE MEDICAL GROUP		8	1	11%	9
BAYFRONT HEALTH ST PETERSBURG		8	1	11%	9
WADSWORTH CENTER - DAVID AXELROD INSTITUTE		8	1	11%	9
NORTHSHORE UNIVERSITY HEALTHSYSTEM EVANSTON HOSPITAL LAB			9	100%	9
GCPM MANUAL MICROBIOLOGY		1	8	89%	9
STAT MEDICAL CLINIC III INC		5	4	44%	9
CVS PHARMACY NO 274		9			9
OPTIMAL CARE PEDIATRICS			9	100%	9
THE VILLAGES HEALTH		5	4	44%	9
PATEL MEDICAL VENTURES		8	1	11%	9
STEINHATCHEE DRUGS		6	3	33%	9
PERSONAL PEDIATRICS PA		7	2	22%	9
URGENT CARE & FAMILY PRACTICE CENTER			9	100%	9
RHODE ISLAND DEPARTMENT OF HEALTH			9	100%	9
Westchester General Hospital			9	100%	9
AVALON FAMILY RESORT ASSISTED LIVING LLC		9			9
NATIONAL GENETICS INST LABCORP		4	5	56%	9
UNAVAILABLE/UNKNOWN/NO INFORMATION FOUND			9	100%	9
PBC FIREFIGHTER BENEFIT FUND WELLNESS CENTER		1	8	89%	9
NORTHWEST FLORIDA COMMUNITY HOSPITAL LABORATORY		8	1	11%	9
ORLANDO FAMILY MEDICINE		2	7	78%	9
LOREY ALF		9			9
FLORIDA MEDICAL CLINIC - MULTI SPECIALTY CAMPUS		2	7	78%	9
MAIMONIDES MEDICAL CENTER		6	3	33%	9
PEDIATRIC HEALTH CARE ALLIANCE			9	100%	9
BLOCK NATION CHASE		4	5	56%	9
OUR HOME AT BEACON HILL			9	100%	9
VILLAGE PLACE HEALTH AND REHAB		9			9
FLORIDA MEDICAL CLINIC IM MLK		9			9
COLLIER COUNTY JAIL		9			9
ST ANTHONY'S HOSP PATIENT CARE SERVICE			9	100%	9
GNT ASSOCIATES		8	1	11%	9
MOLECULAR PATHOLOGY LABORATORY			9	100%	9
BAYONET POINT HOSPITAL			9	100%	9
PRECISION GENETICS			9	100%	9
RICHMOND UNIVERSITY MEDICAL CENTER		7	2	22%	9
CARENOW URGENT CARE-MT JULIET		8	1	11%	9
MEDEXPRESS URGENT CARE - LAFAYETTE		8	1	11%	9
AZALEA HEALTH		2	7	78%	9
ADEPT INPATIENT MEDICAL SERVICES PC		9			9
ABBOTT DIAGNOSTICS		1	8	89%	9
CLAYMED OF NORTH FLORIDA			9	100%	9
BITTINGS APOTHECARY INC		7	2	22%	9

COVID-19: testing by laboratory

Data through Jan 28, 2021 verified as of Jan 29, 2021 at 09:25 AM

Data in this report are provisional and subject to change.

The numbers in the table below represent the number of Florida and non-Florida residents for whom test results were received by the Department of Health. A person can be tested by more than one laboratory and can have both positive and negative results. **Therefore, the sum of the numbers in each column will be larger than the total number of people tested.**

Reporting lab	Inconclusive	Negative	Positive	Percent positive	Total
MIDMICHIGAN MEDICAL CENTER			9	100%	9
ALACHUA			9	100%	9
SHERMAN-ABRAMS LABORATORY INC		8	1	11%	9
SAMARITAN HOSPITAL LABORATORY		8	1	11%	9
ADVENT HEALTH - FOUR CORNERS ER		8	1	11%	9
RED MOUNTAIN DIAGNOSTICS		9			9
PULSE & REMEDY LLC			9	100%	9
WINDSOR OF GAINESVILLE		9			9
FAMILY PRACTICE OF DAVIE INC			9	100%	9
AMERICAN HEALTH ASSOCIATES INC		1	8	89%	9
MEDEXPRESS URGENT CARE - WINCHESTER GATEWAY		7	2	22%	9
MEDEXPRESS URGENT CARE- MARYLAND		8	1	11%	9
BUENA VIDA ESTATES			9	100%	9
SURGERY CENTER OF CORAL GABLES LLC,THE		8	1	11%	9
Consulate Health Care of Brandon		7	2	22%	9
MINUTE CLINIC LLC #1448		8	1	11%	9
MONROE COUNTY HOSPITAL		6	3	33%	9
CHEMISYS LABORATORIES		1	8	89%	9
LAKE NONA MEDICAL SERVICE LLC		9			9
NIGHT OWL PEDIATRICS URGENT CARE			9	100%	9
NATURE COAST REGIONAL MEDICAL CENTER			9	100%	9
BAPTIST HEALTH			9	100%	9
OMNI			9	100%	9
MINUTECLINIC DIAGNOSTIC OF LOUISIANA		8	1	11%	9
COLLIER BLVD HMA PHYSICIAN MANAGEMENT,, LLC			8	100%	8
LIFE'S SPECIAL MOMENTS INC		8			8
MEDEXPRESS URGENT CARE-LATROBE		8			8
HUNTINGTON VILLAGE URGENT CARE		8			8
MAGNOLIA PEDIATRICS GROUP LLC			8	100%	8
CVS HEALTH, #3396		8			8
Signature Healthcare of Ormond		8			8
WILTON MANORS HEALTH & REHABILITATION CENTER			8	100%	8
FLORIDA CLINICAL LAB		1	7	88%	8
BLOOMING GARDENS OF CARE INC		8			8
ST CHARLES HOSPITAL LABORATORY		8			8
DOCTOR'S IN HOUSE LAB			8	100%	8
JOHNS HOPKINS MEDICAL LABORATORIES		1	7	88%	8
X-GENE MOLECULAR LABS		1	7	88%	8
BENSONHURST URGENT CARE		8			8
MONTEFIORE MEDICAL CENTER LABORATORIES - NORTH		8			8
MINUTE CLINIC DIAGNOSTIC OF VIRGINIA, LLC		8			8
DOH-TAMPA BRANCH LABORATORY (MLK BLVD)		4	4	50%	8
URGENT TEAM MANAGEMENT OF TENNESSEE		7	1	13%	8
MINUTE CLINIC DIAGNOSTIC OF SC, LLC #42		7	1	13%	8
BEAUMONT EMERGENCY CENTER			8	100%	8
THOMAS JEFFERSON UNIVERSITY HOSPITAL		4	4	50%	8

COVID-19: testing by laboratory

Data through Jan 28, 2021 verified as of Jan 29, 2021 at 09:25 AM

Data in this report are provisional and subject to change.

The numbers in the table below represent the number of Florida and non-Florida residents for whom test results were received by the Department of Health. A person can be tested by more than one laboratory and can have both positive and negative results. **Therefore, the sum of the numbers in each column will be larger than the total number of people tested.**

Reporting lab	Inconclusive	Negative	Positive	Percent positive	Total
CVS MINUTE CLINIC, LLC		6	2	25%	8
FHCP-ORANGE CITY			8	100%	8
IU HEALTH PATHOLOGY		1	7	88%	8
FORT PIERCE FAMILY CARE INC		3	5	63%	8
HUNTINGTON URGENT CARE		8			8
PALM BEACH COUNTY HEALTH DEPARTMENT LABORATORY			8	100%	8
JX REF LAB			8	100%	8
COLLIER COUNTY HEALTH DEPT.		4	4	50%	8
BARTON PARKER OD PC		8			8
MEDEXPRESS URGENT CARE - BENTON HARBOR		8			8
SOMA MEDICAL CENTER # 4		2	6	75%	8
SIDDH INC DBA SAN CARLOS PHARMACY		6	2	25%	8
RUSSELL MEDICAL CENTER		7	1	13%	8
MONTEFIORE MEDICAL CENTER LABORATORIES - WEILER		6	2	25%	8
SYLVESTER AT PLANTATION LABORATORY		7	1	13%	8
CCS - JOSEPH V CONTE		8			8
PUTNAM FAMILY CARE INC		3	5	63%	8
DAVID LAWRENCE CENTER INC		7	1	13%	8
ASHRAF MEDICAL GROUP PLLC DBA PULSE M		7	1	13%	8
MINUTE CLINIC LLC #5733		8			8
CARROLL GARDENS URGENT CARE		8			8
VIGILINT HEALTHCARE		5	3	38%	8
HOPE HEALTHCARE		8			8
WHITE SANDS OUTPATIENT SERVICES (WSOP SERVICES LLC		8			8
CLINIC OF PEDIATRICS & GI MEDICINE INC			8	100%	8
GULF COAST MEDICAL GROUP		2	6	75%	8
HEALTHPARK MEDICAL CTR NURSING SVC		8			8
INDIANA STATE DEPARTMENT OF HEALTH		1	7	88%	8
AFC URGENT CARE - CEDAR GROVE		8			8
CHILDREN'S HEALTHCARE OF ATLANTA/EGLESTON		8			8
DOCTOR'S IN-HOUSE LAB/COMMUNITY HEALTH CENTERS OF PINELLAS - CLEARWATE			8	100%	8
FLORIDA HEART AND VASCULAR MULTISPECIALTY GROUP		8			8
CROSSROADS URGENT CARE, PLLC		8			8
LIFE CARE CITRUS COUNTY			8	100%	8
ARCHBOLD MEMORIAL HOSPITAL/LAB		3	5	63%	8
ROBERT WOOD JOHNSON HOSPITAL		7	1	13%	8
ADVENTHEALTH MEDICAL GROUP PEDIATRICS AT		2	6	75%	8
PASSPORT HEALTH OF TAMPA BAY		8			8
LANE PEDIATRICS PA			8	100%	8
ST. JOSEPH HOSPITAL AND HEALTH CARE INC.			8	100%	8
Manor Care of Dunedin		6	2	25%	8
MINUTECLINIC DIAGNOSTIC OF TN PC #320		7	1	13%	8
PALM BAY FAMILY PRACTICE		4	4	50%	8
EXECUTIVE MEDICAL SERVICES		8			8
Sunset Lake Health and Rehabilitation Center		8			8
ST JUDE LABORATORIES		6	2	25%	8

COVID-19: testing by laboratory

Data through Jan 28, 2021 verified as of Jan 29, 2021 at 09:25 AM

Data in this report are provisional and subject to change.

The numbers in the table below represent the number of Florida and non-Florida residents for whom test results were received by the Department of Health. A person can be tested by more than one laboratory and can have both positive and negative results. **Therefore, the sum of the numbers in each column will be larger than the total number of people tested.**

Reporting lab	Inconclusive	Negative	Positive	Percent positive	Total
ALLINA HEALTH - ABBOTT NORTHWESTERN HOSPITAL		5	3	38%	8
ORMOND BEACH CENTRA CARE			8	100%	8
FLORIDA HOSPITAL PHYSICIAN GROUP		3	5	63%	8
CVS MINUTE CLINIC DIAGNOSTIC PA		6	2	25%	8
MEDICANA NURSING AND REHAB CENTER			8	100%	8
METHODIST HOSPITAL			8	100%	8
MEDEXPRESS URGENT CARE - CHRISTIANBURG		7	1	13%	8
SURGOINSVILLE PHARMACY		8			8
ST CLOUD PHYSICIAN MANAGMENT LLC		7	1	13%	8
SARASOTA - ROBERT L TAYLOR COMMUNITY CENTER		1	7	88%	8
CIGNA ONSITE HEALTH LLC		2	6	75%	8
CIAN DIAGNOSTICS			8	100%	8
ST LUCIE COUNTY JAIL		7	1	13%	8
MINUTECLINIC DIAGNOSTIC OF NEW MEXICO		8			8
MEDEXPRESS URGENT CARE - WASHINGTON		6	2	25%	8
FAMILY MEDICINE OF WESTON LLC			8	100%	8
MEDEXPRESS URGENT CARE - PANTOPS		7	1	13%	8
WELLIGENT		1	7	88%	8
FREEDOM SQUARE NURSING CENTER			8	100%	8
MEDEXPRESS URGENT CARE - MONROE		8			8
INTERNAL MEDICINE ASSOCIATES OF JACKSON HOSPITAL			8	100%	8
ORLANDO HEALTH PHYSICIAN ASSOCIATES		4	4	50%	8
PRIMARY CARE SPECIALISTS OF ORLANDO LLC		6	2	25%	8
WATERFORD AT CREEKSIDE, THE			8	100%	8
GENE STREET LABORATORIES, LLC		6	2	25%	8
THE MARY IMOGENE BASSETT HOSPITAL		8			8
FLORIDA MENTOR		7	1	13%	8
CVS MINUTE CLINIC DIAGNOSTIC OF TEXAS, LLC		8			8
MEDEXPRESS URGENT CARE MONACA		8			8
GENEUS DIAGNOSTICS			8	100%	8
PENSACOLA CLUSTER			8	100%	8
HEALTHMARK REGIONAL HOSPITAL LAB		4	4	50%	8
NITIN BAWA PROFESSIONAL ASSOCIATES			8	100%	8
MEDEXPRESS URGENT CARE, BUTLER		5	3	38%	8
URGENT MEDICAL CENTER INC		2	6	75%	8
BRENNITY AT VERO BEACH, THE			8	100%	8
ENT AND ALLERGY ASSOCIATES OF FLORIDA LLC		7	1	13%	8
HARBORCHASE OF DR PHILLIPS		7	1	13%	8
LUXOR SCIENTIFIC LLC		1	7	88%	8
EMERGENCY MEDICAL CENTER		3	5	63%	8
BROOKDALE CITRUS			8	100%	8
THE WOLFF CENTER FOR CHILD & ADOLESCENT HEALTH			8	100%	8
VETERANS AFFAIRS MEDICAL CENTER - OUTPATIENT			8	100%	8
BAPTIST OUTPATIENT			8	100%	8
MID-HUDSON VALLEY DIVISION OF WESTCHESTER MEDICAL		8			8
GOLISANO CHILDREN'S HOSPITAL OF SOUTHWEST FLORIDA		6	2	25%	8

COVID-19: testing by laboratory

Data through Jan 28, 2021 verified as of Jan 29, 2021 at 09:25 AM

Data in this report are provisional and subject to change.

The numbers in the table below represent the number of Florida and non-Florida residents for whom test results were received by the Department of Health. A person can be tested by more than one laboratory and can have both positive and negative results. **Therefore, the sum of the numbers in each column will be larger than the total number of people tested.**

Reporting lab	Inconclusive	Negative	Positive	Percent positive	Total
MINUTECLINIC DIAGNOSTIC OF TN, PC 6438		6	2	25%	8
ATLANTIC CONSOLIDATED LABORATORY		8			8
CONSULATE HEALTH CARE		7	1	13%	8
HOLY NAME MEDICAL CENTER	1	6	1	13%	8
FOUNTAINVIEW BY FIVE STAR QUALITY CARE		7	1	13%	8
PALM BEACH CDH - DELRAY BEACH			8	100%	8
DORAL URGENT CARE			8	100%	8
ALACHUA COUNTY HEALTH DEPARTMENT		1	7	88%	8
DEPARTMENT OF HEALTH- CITRUS COUNTY		1	7	88%	8
PUTNAM COUNTY EMERGENCY RESCUE SERVICE		5	3	38%	8
MULBERRY CARE CENTER		4	3	43%	7
MERCY HEALTH—MUSKEGON		6	1	14%	7
COMMUNITY MEDICAL AND DENTAL CARE INC		7			7
Grand Villa of Dunedin		1	6	86%	7
IGENEX INC		7			7
BAPTIST PEDIATRICS		6	1	14%	7
TRUE HEALTH		5	2	29%	7
HEALTH NETWORK LABORATORIES		6	1	14%	7
JUPITER ISLAND PUBLIC SAFETY		5	2	29%	7
FHMG_FM AND IM AVALON PARK		2	5	71%	7
JACKSON CLINIC PA,THE		3	4	57%	7
DIAGNOSTIC CLINIC		6	1	14%	7
GENTRY PARK ORLANDO ASSISTED LIVING		6	1	14%	7
SOUTH CAROLINA DEPARTMENT OF HEALTH			7	100%	7
MADISON COUNTY HEALTH DEPARTMENT		5	2	29%	7
MINUTECLINIC DIAGNOSTIC OF NORTH		7			7
PASSPORT HEALTH			7	100%	7
KEY TRAINING CENTER			7	100%	7
TRUE HEALTH DIAGNOSTICS		1	6	86%	7
MEDEXPRESS URGENT CARE - FAYETTEVILLE		5	2	29%	7
HOLY GARDEN ALF, INC.		7			7
CARESOUTH HHA HOLDINGS OF TALLAHASSEE LLC		7			7
Thermopolis Rehabilitation Wellness		7			7
ALLEGRO - TAMPA	1	4	2	29%	7
KENDALL REGIONAL MEDICAL CNTR			7	100%	7
ST VINCENT'S ST CLAIR		4	3	43%	7
LAKE CO SCHOOLS EMPLOYEE HEALTH & WELLNESS CENTER	1	5	1	14%	7
BELLE GLADES HEALTH CLINIC			7	100%	7
MINUTE CLINIC		1	6	86%	7
NEW YORK PRESBYTERIAN - LOWER MANHATTAN		7			7
ABBAY MANOR RETIREMENT RESIDENCE INC		7			7
RIVER OAKS TREATMENT CENTER			7	100%	7
ST VINCENT'S CHILTON		5	2	29%	7
DOCTORS CLINICAL LABORATORY, INC		5	2	29%	7
FLORIDA DEPARTMENT OF HEALTH WASHINGTON COUNTY		3	4	57%	7
Grand Villa of Clearwater		5	2	29%	7

COVID-19: testing by laboratory

Data through Jan 28, 2021 verified as of Jan 29, 2021 at 09:25 AM

Data in this report are provisional and subject to change.

The numbers in the table below represent the number of Florida and non-Florida residents for whom test results were received by the Department of Health. A person can be tested by more than one laboratory and can have both positive and negative results. **Therefore, the sum of the numbers in each column will be larger than the total number of people tested.**

Reporting lab	Inconclusive	Negative	Positive	Percent positive	Total
ROSEMONT GARDENS INC		7			7
MEDEXPRESS URGENT CARE - SALEM		3	4	57%	7
VERMONT DEPARTMENT OF HEALTH		1	6	86%	7
FAST PACE MEDICAL CLINIC PLLC		5	2	29%	7
MORTON PLANT NORTH BAY HOSPITAL			7	100%	7
CARENOW URGENT CARE-MADISON		7			7
COMMUNITY HEALTH OF SOUTH FLORIDA			7	100%	7
CVS MINUTE CLINIC DIAGNOSTIC OF VIRGINIA		7			7
ST JOSEPHS HOSPITAL SOUTH HOSPITAL			7	100%	7
HEALTHWORKS MED GROUP OF FLORIDA PA		2	5	71%	7
Rosewood Healthcare and Rehabilitation Center		5	2	29%	7
LAWTON CHILES HEALTH CENTER		1	6	86%	7
DALLAS COUNTY HEALTH AND HUMAN SERVICES			7	100%	7
VIERA FAMILY MEDICINE AND WELLNESS		4	3	43%	7
MEDEXPRESS URGENT CARE - BEECH GROVE		6	1	14%	7
VITAS HEALTHCARE CORPORATION OF FL			7	100%	7
MC DIAGNOSTIC OF CONNECTICUT, PC #1960		7			7
A LILIKO'I PHARMACY LLC		7			7
BASSETTI MEDICAL RESEARCH INC		5	2	29%	7
UF HEALTH			7	100%	7
NOVANT HEALTH INPATIENT CARE		2	5	71%	7
MOBILE RESPONSE DIAGNOSTICS LLC		6	1	14%	7
CVS NC187POCT CHARLOTTE		7			7
BROOKDALE LAKE ORIENTA			7	100%	7
PALM POINT BEHAVIORAL HEALTH		7			7
BAYFRONT MEDICAL			7	100%	7
MEDEXPRESS ELKINS		7			7
MINUTECLINIC DIAGNOSTIC OF TN PC #6415		6	1	14%	7
MINUTECLINIC DIAGNOSTIC OF TN, PC 4992		7			7
HEARTLAND PEDIATRICS OF LAKE PLACID			7	100%	7
GEORGE W FERGUSON MD-CONCIERGE MEDICAL SERVICES PL		6	1	14%	7
EMBRY-RIDDLE AERONAUTICAL UNIVERSITY HEALTH			7	100%	7
MED TECH SERVICES OF PALM BEACH INC		7			7
PENINSULA CARE AND REHABILITATION CENTER			7	100%	7
MINUTECLINIC, LLC, DBA MINUTECLINIC #6106		5	2	29%	7
MINUTECLINIC, LLC #4230		6	1	14%	7
HEALTH CARE LABORATORY SERVICES		1	6	86%	7
LYNMOORE,THE		7			7
MINUTECLINIC DIAGNOSTIC OF TN PC #6435		7			7
BAYCARE MEDICAL GROUP		1	6	86%	7
SCHOOL OF PHARMACY AND PHARMACEUTICAL		7			7
RIVERVIEW REGIONAL MEDICAL CENTER		6	1	14%	7
ECLRS		2	5	71%	7
FLORIDA DIGESTIVE AND LIVER SPECIALIST		7			7
MINUTECLINIC DIAGNOSTIC OF TN PC #386		7			7
AVON PARK PEDIATRICS			7	100%	7

COVID-19: testing by laboratory

Data through Jan 28, 2021 verified as of Jan 29, 2021 at 09:25 AM

Data in this report are provisional and subject to change.

The numbers in the table below represent the number of Florida and non-Florida residents for whom test results were received by the Department of Health. A person can be tested by more than one laboratory and can have both positive and negative results. **Therefore, the sum of the numbers in each column will be larger than the total number of people tested.**

Reporting lab	Inconclusive	Negative	Positive	Percent positive	Total
SOUTH COM HEALTH CLINIC, DEPT. OF THE ARMY		7			7
SOUTH FLORIDA ENT ASSOCIATES, INC			7	100%	7
PALM BAY URGENT CARE PL		1	6	86%	7
DEBARY HEALTH AND REHABILITATION CENTER		6	1	14%	7
IRL MARKET LAB			7	100%	7
NEWPATH DIAGNOSTICS		4	3	43%	7
MEDEXPRESS URGENT CARE-DUBOIS		7			7
LAB UNKNOWN		6	1	14%	7
CARENOW URGENT CARE-GREEN HILLS		7			7
WYOMING COUNTY COMMUNITY HOSPITAL LABORATORY		7			7
LEE COUNTY HEALTH DEPARTMENT		4	3	43%	7
UNIVERSITY OF WASHINGTON MEDICAL CENTER			7	100%	7
NORTON HEALTHCARE			7	100%	7
FLORIDA MEDICAL CL ODOM TPA		4	3	43%	7
PBC FOUND CARE INC			7	100%	7
MIAMI COMPREHENSIVE MEDICINE GROUP PA		4	3	43%	7
BRADENTON PHYSICIANS MEDICAL CENTER			7	100%	7
BROOKDALE SOUTHPOINT			7	100%	7
CVS PHARMACY #8800		5	2	29%	7
ILLINOIS DEPARTMENT OF PUBLIC HEALTH			7	100%	7
MEDEXPRESS URGENT CARE, JOHNSTOWN		6	1	14%	7
DOCTOR'S IN-HOUSE LAB/COMMUNITY HEALTH CENTERS OF PINELLAS -PINELLAS P			7	100%	7
MEDICINE AT LONGWOOD		7			7
KEYSTONE PLACE AT NAPLES PRESERVE		4	3	43%	7
MINUTECLINIC DIAGNOSTIC OF MINNESOTA		7			7
FLORIDA HOSPITAL WINTER PARK		6	1	14%	7
KANSAS DEPARTMENT OF HEALTH		2	5	71%	7
MAGNOLIA DIAGNOSTICS, LLC		3	4	57%	7
NORTHSIDE HOSPITAL		2	5	71%	7
OCALA FAMILY MEDICAL CENTER		7			7
ACCESS HOME HEALTH OF FLORIDA LLC		7			7
HNL LAB MEDICINE		5	2	29%	7
PEDIATRICS OF CENTRAL FLORIDA		5	2	29%	7
WILDLIGHT LAB			7	100%	7
FLORIDA CENTER FOR DERMATOLOGY LABORATORY			7	100%	7
SEA LEVEL LABS			7	100%	7
SUPERIOR RESIDENCES AT CALA HILLS		7			7
Ocoee Health Care Center		7			7
LEPE'S HOUSE			7	100%	7
CORAL LANDING ASSISTED LIVING		5	2	29%	7
FLORIDA CANCER SPECIALISTS & RESEARCH INSTITUTE		6	1	14%	7
MEDLABS DIAGNOSTICS		7			7
CVS MINUTE CLINIC DIAGNOSTIC OF TEXAS,LLC		5	2	29%	7
SONORA QUEST LABORATORIES			7	100%	7
MEDEXPRESS URGENT CARE - MAPLE DRIVE		7			7
MONTEFIORE NYACK HOSPITAL AFFILIATED LABORATORY		7			7

COVID-19: testing by laboratory

Data through Jan 28, 2021 verified as of Jan 29, 2021 at 09:25 AM

Data in this report are provisional and subject to change.

The numbers in the table below represent the number of Florida and non-Florida residents for whom test results were received by the Department of Health. A person can be tested by more than one laboratory and can have both positive and negative results. **Therefore, the sum of the numbers in each column will be larger than the total number of people tested.**

Reporting lab	Inconclusive	Negative	Positive	Percent positive	Total
ORLANDO MEDICAL CENTER PL			7	100%	7
QUE		4	3	43%	7
FLORIDA HOSPITAL KISSIMMEE		4	3	43%	7
BROWARD TRANSITIONAL CENTER			6	100%	6
CAMELLIA AT DEERWOOD		2	4	67%	6
MINUTE-CLINIC DIAGNOSTIC OF VIRGINIA		5	1	17%	6
Floralia Health and Rehabilitation, LLC		6			6
MINUTECLINIC DIAGNOSTICS OF IND, LLC		6			6
GRACE WELLNESS CENTER LLC		5	1	17%	6
OCEAN REEF MEDICAL CENTER, LLC			6	100%	6
MINUTECLINIC DIAGNOSTIC OF SC, LLC #2		5	1	17%	6
PROHEALTH MED		1	5	83%	6
MINUTECLINIC, LLC, #4160		3	3	50%	6
PALMETTO HEALTH ALLIANCE		3	3	50%	6
CAPITAL HEALTH PLAN LABORATORIES			6	100%	6
INTERNAL MEDICINE LIPID AND WELNNESS PRACTICE			6	100%	6
CHILDREN'S HOSPITAL OF PHILADELPHIA		5	1	17%	6
OKLAHOMA STATE DEPARTMENT OF HEALTH-PUBLIC HEALTH LABORATORY			6	100%	6
ST VINCENT'S URGENT CARE		5	1	17%	6
LONGWOOD PEDIATRICS LLC			6	100%	6
BAY COUNTY HEALTH DEPARTMENT		6			6
Northwell Lab		2	4	67%	6
SOMA MEDICAL CENTER, P.A.			6	100%	6
SOMA MEDICAL CENTER MD PA #7 PEDIATRICS			6	100%	6
NORTHEAST ALABAMA REGIONAL MEDICAL CENTER		3	3	50%	6
MINUTECLINIC, LLC, MINUTECLINIC #7637		4	2	33%	6
MINUTECLINIC DIAGNOSTIC OF TN PC #5671		3	3	50%	6
MERCY COLLEGE HEALTH OFFICE		6			6
AVANTE AT ORMOND BEACH INC			6	100%	6
JOHNS HOPKINS ALL CHILDRENS			6	100%	6
FLORIDA SCHOOL FOR THE DEAF AND THE BLIND			6	100%	6
MEDEXPRESS URGENT CARE - ELM GROVE		5	1	17%	6
BOCA VIPEDIATRICS			6	100%	6
FLORIDA WOMAN CARE LABORATORY			6	100%	6
MEDEXPRESS URGENT CARE - MT LEBANON		4	2	33%	6
LAKE CONWAY URGENT CARE LLC		2	4	67%	6
CARENOW URGENT CARE-DONELSON		4	2	33%	6
MIAMI BEACH COMMUNITY HEALTH CENTER INC			6	100%	6
NORTHDALE REHABILITATION CENTER			6	100%	6
SOUTHEASTERN DERMATOLOGY GROUP PA		5	1	17%	6
ASCENSION ST VINCENT'S CLAY COUNTY			6	100%	6
DOH JACKSONVILLE CENTRAL LABORATORY		3	3	50%	6
RIVER CITY PRIMARY AND URGENT CARE			6	100%	6
AARK LABORATORY		6			6
BETH ISRAEL DEACONESS MEDICAL CENTER			6	100%	6
URGENT TEAM - MUSCLE SHOALS		6			6

COVID-19: testing by laboratory

Data through Jan 28, 2021 verified as of Jan 29, 2021 at 09:25 AM

Data in this report are provisional and subject to change.

The numbers in the table below represent the number of Florida and non-Florida residents for whom test results were received by the Department of Health. A person can be tested by more than one laboratory and can have both positive and negative results. **Therefore, the sum of the numbers in each column will be larger than the total number of people tested.**

Reporting lab	Inconclusive	Negative	Positive	Percent positive	Total
INSPIRED LIVING AT PALM BAY		6			6
CLEARWATER PEDIATRIC CARE		1	5	83%	6
THE PALMS REHABILITATION AND HEALTHCARE CENTER		5	1	17%	6
MEDEXPRESS URGENT CARE - BATTLE CREEK		4	2	33%	6
OSWEGO HOSPITAL LABORATORY		6			6
CVS MINUTE CLINIC DIAGNOSTIC MED GRP OF SAN		4	2	33%	6
OPTUM PRIMARY CARE - FOUNTAIN OAKS		2	4	67%	6
LUMADOC HEALTH		4	2	33%	6
MINUTECLINIC DIAGNOSTIC OF PA, LLC (1036)		5	1	17%	6
WATAUGA MEDICAL CENTER		4	2	33%	6
MANATEE PEDIATRICS			6	100%	6
MIAMI RESCUE MISSION CLINIC INC			6	100%	6
PALMS, THE		6			6
NORTH FLORIDA PEDIATRICS JASPER			6	100%	6
DR PHILLIPS MEDICAL WELLNESS CENTER		6			6
VIBRANT AMERICA		4	2	33%	6
HILA BECKERMAN MD LLC		6			6
RICH STREET GROUP HOME			6	100%	6
PENSACOLA PEDIATRICS MILTON			6	100%	6
BAYCARE ALLIANT HOSPITAL			6	100%	6
CITRUS CARE CLINIC			6	100%	6
GLEN FALLS HOSPITAL DEPARTMENT OF PATHOLOGY		6			6
THE VILLAGES REGIONAL HOSPITAL FREESTANDING		3	3	50%	6
Conway Lakes Health and Rehabilitation Center		6			6
MINUTECLINIC, LLC #244		5	1	17%	6
MINUTECLINIC DIAGNOSTIC OF NORTH CAROLINA, PC		5	1	17%	6
MINUTECLINIC INCORPORATE, LLC		4	2	33%	6
SOUTHEASTERN PEDIATRIC ASSOCIATES			6	100%	6
MEDEXPRESS URGENT CARE - HOT SPRINGS		6			6
UT MEMPHIS UNIVERSITY HEALTH SERVICES			6	100%	6
PATHGROUP LABS, LLC		4	2	33%	6
TAMPA URGENT CARE			6	100%	6
CARENOW URGENT CARE-SOUTHLAKE			6	100%	6
PEDIATRICS URGENT CARE, LLC			6	100%	6
SIMEDHEALTH LLC		2	4	67%	6
BROOKDALE CLERMONT			6	100%	6
MINUTECLINIC DIAGNOSTIC OF RHODE ISLAND		4	2	33%	6
YAZJI PEDIATRIC CARE LLC DBA TUKA PEDIATRICS			6	100%	6
ST LUKES ROOSEVELT LABORATORY		6			6
FIRST COAST CARDIOVASCULAR INSTITUTE PA			6	100%	6
XPRESS URGENT CARE LLC		6			6
TAMIAMI LAB MILLENIUM			6	100%	6
CVS MINUTE CLINIC DIAGNOSTIC OF NEW JERSEY		6			6
DYNAMIC HEALTH CENTERS INC		2	4	67%	6
MC DIAGNOSTIC OF CONNECTICUT , PC # 3		4	2	33%	6
GENETIC TECHNOLOGICAL INNOVATIONS			6	100%	6

COVID-19: testing by laboratory

Data through Jan 28, 2021 verified as of Jan 29, 2021 at 09:25 AM

Data in this report are provisional and subject to change.

The numbers in the table below represent the number of Florida and non-Florida residents for whom test results were received by the Department of Health. A person can be tested by more than one laboratory and can have both positive and negative results. **Therefore, the sum of the numbers in each column will be larger than the total number of people tested.**

Reporting lab	Inconclusive	Negative	Positive	Percent positive	Total
ORLANDO FAMILY MEDICAL INC		6			6
CURATIVE CARE CENTER INC		1	5	83%	6
OPTUM SILVER LAKES			6	100%	6
MINUTECLINIC DIAGNOSTIC OF TN PC #242		4	2	33%	6
TEXAS MEDCLINIC			6	100%	6
EL PARAISO HOME INC		6			6
FLORIDA MEDICAL SPECIALISTS		2	4	67%	6
ARLINGTON OF NAPLES		6			6
PENN MEDICINE PRINCETON MEDICAL CENTER		6			6
VITAS HEALTH INC			6	100%	6
JOHN W NORRIS III MD PA			6	100%	6
THE CLINIC PREMISE HEALTH			6	100%	6
THE WINDSOR OF OCALA		2	4	67%	6
MEDICAL CENTER AT OCEAN REEF		1	5	83%	6
ST. CLOUD PHARMACY AND WELLNESS CENTER		3	3	50%	6
GRACE REHABILITATION CENTER OF VERO BEACH		4	2	33%	6
CITYMD		1	5	83%	6
PARRISH HEALTH CENTER		5	1	17%	6
KINDRED HOSPITAL OCALA		4	2	33%	6
CARE ATC - CITY OF BOYNTON BEACH		2	4	67%	6
CVS MO859OPOCT KANSAS CITY		2	4	67%	6
MINUTECLINIC DIAGNOSTIC OF TEXAS		5	1	17%	6
SAINT PETER'S UNIVERSITY HOSPITAL		6			6
GUIDEWELL EMERGENCY MEDICINE DOCTORS LLC			6	100%	6
FHPG_EXP CARE W HILLSBOROUGH			6	100%	6
AMERICAN HOUSE FORT MYERS		6			6
NORTHERN DUTCHESS HOSPITAL LABORATORY		5	1	17%	6
MEDEXPRESS URGENT CARE - STAUNTON		2	4	67%	6
CITIZENS BAPTIST MEDICAL CENTERS LAB		5	1	17%	6
UNILAB		2	4	67%	6
CAREWELL 301 - WARWICK			6	100%	6
PR HEALTH		1	5	83%	6
CAPRONA GROUP HOME			6	100%	6
MEDEXPRESS URGENT CARE - MIDLOTHIAN		6			6
CAPE CORAL URGENT CARE		3	3	50%	6
ETHOS LABORATORIES		6			6
ENIGMA DIAGNOSTIC, INC.			6	100%	6
ADVENT HEALTH APOPKA		2	4	67%	6
WESTPAC LABS INC			6	100%	6
TIMBER CREEK PEDIATRICS		6			6
JERSEY SHORE MEDICAL CENTER		6			6
UNILAB OF DADE INC			6	100%	6
MEDEXPRESS URGENT CARE - RICHMOND, NINE MILE RD		5	1	17%	6
NOT INDICATED		1	5	83%	6
Florida Clinical Laboratory		1	5	83%	6
MEDEXPRESS URGENT CARE-PETERS TWP		5	1	17%	6

COVID-19: testing by laboratory

Data through Jan 28, 2021 verified as of Jan 29, 2021 at 09:25 AM

Data in this report are provisional and subject to change.

The numbers in the table below represent the number of Florida and non-Florida residents for whom test results were received by the Department of Health. A person can be tested by more than one laboratory and can have both positive and negative results. **Therefore, the sum of the numbers in each column will be larger than the total number of people tested.**

Reporting lab	Inconclusive	Negative	Positive	Percent positive	Total
PUBLIC HEALTH LAB		6			6
CONCENTRA			6	100%	6
AMERICAN EAGLE LEESBURG AL LLC DBA VISTA LAKE			6	100%	6
BERRYHILL MANOR		6			6
GRAND VILLA OF ENGLEWOOD		2	4	67%	6
CVS MINUTE CLINIC DIAGNOSTIC OF TN #6044		6			6
FLORIDA HOSPITAL APOPKA		5	1	17%	6
COLLIER HMA PHYSICIAN MANAGEMENT, LLC			6	100%	6
MINUTECLINIC, LLC #05038		6			6
PARTNERS PHARMACY OF FLORIDA LLC		6			6
SENIOR LIVING IV SUN CITY LLC		5	1	17%	6
MEDEXPRESS URGENT CARE - SWANSEA, N ILLINOIS ST		5	1	17%	6
BROWARD COUNTY HEALTH DEPT.			6	100%	6
MEDEXPRESS URGENT CARE-PITTSFIELD		6			6
PANCARE HEALTH - HOSFORD SCHOOL			6	100%	6
SUFFRIDGE DRIVE GROUP HOME		6			6
MINUTECLINIC DIAGNOSTIC OF NEW JERSEY, LLC # 7069		6			6
LOUISIANA DEPT OF HEALTH			6	100%	6
ATMORE NURSING CENTER		5	1	17%	6
KESHAV RX LLC		6			6
PRESBYTERIAN HOME		6			6
COMMUNITY HOME HEALTH CARE		6			6
URGENT CARE OF ERWIN		5			5
INFECTION CONTROL/ EMPHEALTH		3	2	40%	5
MINUTE-CLINIC DIAGNOSTIC OF VIRGINIA, LLC #794		5			5
COMMONS AT ORLANDO LUTHERAN TOWERS SNF			5	100%	5
PRECISION LABS LLC		2	3	60%	5
MEDEXPRESS URGENT CARE - CLARKSBURG		5			5
PATIENT FIRST - LEESBURG			5	100%	5
PHYSICIANS URGENT CARE BERRY FARMS		4	1	20%	5
PENSACOLA PEDIATRICS PA - TIGER POINT			5	100%	5
MEDEXPRESS URGENT CARE MURRYSVILLE		3	2	40%	5
FRUITVILLE URGENT CARE			5	100%	5
GRAND VILLA OF ORMOND BEACH		3	2	40%	5
TERRACINA LLC			5	100%	5
INDIAN RIVER PRIMARY CARE PA		5			5
MINUTECLINIC DIAGNOSTIC OF PENNSYLVANIA, LLD #1545		5			5
MANATEE COUNTY JAIL		4	1	20%	5
KEYSTONE REHABILITATION AND HEALTH CENTER		1	4	80%	5
BAYSHORE POINTE NURSING AND REHAB CENTER			5	100%	5
AMERICAN MEDICAL RESPONSE - DENVER		2	3	60%	5
MIAMI CANCER INSTITUTE			5	100%	5
PEDIATRICS OF CENTRAL FLORIDA - POINCIANA		3	2	40%	5
NIGHT LITE PEDIATRICS CENTER		1	4	80%	5
DANIEL M LIBBY MD PLLC		5			5
OCCMED SOLUTIONS		2	3	60%	5

COVID-19: testing by laboratory

Data through Jan 28, 2021 verified as of Jan 29, 2021 at 09:25 AM

Data in this report are provisional and subject to change.

The numbers in the table below represent the number of Florida and non-Florida residents for whom test results were received by the Department of Health. A person can be tested by more than one laboratory and can have both positive and negative results. **Therefore, the sum of the numbers in each column will be larger than the total number of people tested.**

Reporting lab	Inconclusive	Negative	Positive	Percent positive	Total
NORTH DADE NURSING AND REHABILITATION CENTER			5	100%	5
HUNTERS CREEK PEDIATRICS		5			5
VENICE GREEN VILLAGE		3	2	40%	5
Army Residence Community		5			5
Avalon Healthcare and Rehabilitation Center			5	100%	5
PREMIER FAMILY HEALTH PA			5	100%	5
PM PEDIATRICS OF BAYSIDE PLLC		5			5
UCF STUDENT HEALTH SERVICES LABORATORY		2	3	60%	5
MINUTECLINIC DIAGNOSTIC OF NEW JERSEY,		5			5
RELIANT IMMUNE DIAGNOSTICS			5	100%	5
LAKEVIEW TERRACE HOME HEALTH SERVICES LLC			5	100%	5
LAKE MARY HEALTH AND REHABILITATION CENTER		1	4	80%	5
FLORIDA PREMIER MEDICAL CARE PA			5	100%	5
HOLLY HILL HOME INFUSION SERVICE		5			5
MEDEXPRESS URGENT CARE - WILLIAMSPORT		4	1	20%	5
MAXHEALTH		4	1	20%	5
OPTUMCARE FLORIDA, LLC		3	2	40%	5
APEX HOME HEALTH CARE		4	1	20%	5
COLUMBIA MEMORIAL HOSPITAL LABORATORY		5			5
SHEEPSHEAD BAY URGENT CARE		5			5
LEE MEMORIAL HEALTH SYSTEM		2	3	60%	5
REHABILITATION CENTER AT JUPITER GARDENS		5			5
ST JOSEPH WOMENS HOSPITAL			5	100%	5
INNOVATIVE COVID-DIVERSEY			5	100%	5
UPMC HEALTH SYSTEM		4	1	20%	5
UW MEDICINE VIROLOGY LAB			5	100%	5
ST JOHNS BIOMEDICAL LAB		5			5
URGENT MED INC		3	2	40%	5
BAYSHORE LABORATORY		4	1	20%	5
BOCA BIOLISTICS LLC			5	100%	5
VAIL VALLEY MEDICAL CENTER			5	100%	5
KENILWORTH CARE & REHABILITATION CENTER			5	100%	5
FLAGLER HEALTH SERVICES INC			5	100%	5
ALPHADERA LABS, LLC			5	100%	5
CULINARY INSTITUTE OF AMERICA STUDENT	3	2			5
AEL KNOXVILLE			5	100%	5
NORTHPORT MEDICAL CENTER LAB		5			5
JOE DIMAGGIO CHILDREN'S HOSPITAL		1	4	80%	5
LAKE COUNTY DETENTION CENTER		3	2	40%	5
MINUTECLINIC, LLC #1586		3	2	40%	5
HAWTHORNE INN OF LAKELAND		5			5
Life Care Center of Estero			5	100%	5
MEDEXPRESS URGENT CARE PORT HURON		4	1	20%	5
CVS SC7556POCT WEST COLUMBIA		5			5
ADVENTHEALTH CAR CENTER APOPKA			5	100%	5
ELITE MD GROUP INC		1	4	80%	5

COVID-19: testing by laboratory

Data through Jan 28, 2021 verified as of Jan 29, 2021 at 09:25 AM

Data in this report are provisional and subject to change.

The numbers in the table below represent the number of Florida and non-Florida residents for whom test results were received by the Department of Health. A person can be tested by more than one laboratory and can have both positive and negative results. **Therefore, the sum of the numbers in each column will be larger than the total number of people tested.**

Reporting lab	Inconclusive	Negative	Positive	Percent positive	Total
CAREHERE LCS- EUSTIS			5	100%	5
MOUNT SINAI BROOKLYN LABORATORY		4	1	20%	5
MEDEXPRESS URGENT CARE - GLENDALE		5			5
TULLAHOMA HMA, LLC		4	1	20%	5
PANCARE HEALTH - KATE SMITH ELEMENTARY		1	4	80%	5
OMNICARE PHARMACY OF TEXAS 1, LP DBA OMNICARE		5			5
UNIVERSITY OF MIAMI MILLER SCHOOL OF MEDICINE			5	100%	5
NORTHSIDE HOSPITAL ATLANTA		3	2	40%	5
MINUTE CLINIC DIAGNOSTIC OF MICHIGAN PC		5			5
MD NOW MEDICAL CENTER INC			5	100%	5
WOODHULL MEDICAL AND MENTAL HEALTH CTR		5			5
DOTHAN WEST FAMILY MEDICINE		3	2	40%	5
CVS MINUTE CLINIC DIAGNOSTIC		4	1	20%	5
KIMBERLY J HENDERSON MD PC		4	1	20%	5
BAPTIST HEALTH - TOWN CENTER			5	100%	5
RUSH UNIVERSITY MEDICAL CENTER LABORATORY			5	100%	5
DELIVER MY MEDS CORP		5			5
MEDEXPRESS URGENT CARE MORGANTOWN		5			5
CRESTWOOD MEDICAL CENTER		4	1	20%	5
MCR HEALTH LAWTON CHILES ADMINISTRATION STE A		1	4	80%	5
LONG ISLAND JEWISH FOREST HILLS HOSPITAL		5			5
NELSON BIOLOGICAL			5	100%	5
BOROPARK URGENT CARE		4	1	20%	5
ST. LUCIE COUNTY HEALTH DEPARTMENT		4	1	20%	5
MC DIAGNOSTIC OF CONNECTICUT, PC #1966		5			5
MINUTECLINIC DIAGNOSTIC OF ILLINOIS LL		5			5
CVA MINUTE CLINIC DIAGNOSTIC OF VIRGINIA, LLC		5			5
AUGUSTA HEALTH			5	100%	5
LABCORP UNSPECIFIED		5			5
THE UNIVERSITY OF VERMONT MEDICAL CENTER		4	1	20%	5
MEDEXPRESS URGENT CARE - IRVING		5			5
CLEVELAND CLINIC MARTIN HEALTH NURSING & RESTORATIVE		5			5
CHAMPLAIN VALLEY PHYSICIANS HOSPITAL		3	2	40%	5
URGENT CARE COASTAL GA			5	100%	5
UHEALTH UNIVERSITY OF MIAMI			5	100%	5
MAIN STREET MEDICAL CENTER OF CRESTVIEW PA		1	4	80%	5
WAKEMED		1	4	80%	5
WEEMS MEDICAL CENTERS		2	3	60%	5
WEST PACIFIC MEDICAL LABORATORY			5	100%	5
MINUTE-CLINIC DIAGNOSTIC OF VIRGINIA, LLC #2003		4	1	20%	5
BLOOMINGDALE PEDIATRIC ASSOCIATES PA			5	100%	5
DICKSON MEDICAL ASSOCIATES PC PATH LAB		4	1	20%	5
UT SOUTHWESTERN MEDICAL CENTER			5	100%	5
CDRX INFUSION			5	100%	5
ALL CHILDREN'S HOSPITAL DEPT OF GENERAL PEDIATRICS			5	100%	5
BETHESDA COMMUNITY HEALTH CENTER			5	100%	5

COVID-19: testing by laboratory

Data through Jan 28, 2021 verified as of Jan 29, 2021 at 09:25 AM

Data in this report are provisional and subject to change.

The numbers in the table below represent the number of Florida and non-Florida residents for whom test results were received by the Department of Health. A person can be tested by more than one laboratory and can have both positive and negative results. **Therefore, the sum of the numbers in each column will be larger than the total number of people tested.**

Reporting lab	Inconclusive	Negative	Positive	Percent positive	Total
ELLIS HOSPITAL LABORATORY		5			5
TANNER MEDICAL CENTER EAST AL		5			5
INTERNAL MEDICINE & PRIMARY CARE ASSOCIATES, PLC			5	100%	5
JOHN T MATHER MEMORIAL HOSPITAL LABORATORY		5			5
MEDICAL CENTER OF BLOUNTSTOWN			5	100%	5
MEDEXPRESS URGENT CARE - STATE COLLEGE		4	1	20%	5
FRANCES WARDE MEDICAL LABORATORY		2	3	60%	5
PRECISION DIAGNOSTICS INC - NJ		5			5
WHEELER LABORATORY		4	1	20%	5
HAVEN HOSPICE IN CHIEFLAND			5	100%	5
FLORIDA HOSPITAL LAKE MARY		5			5
MINUTECLINIC DIAG OF IND LLC #6998		4	1	20%	5
UNIVERSITY OF CHICAGO MEDICAL CENTER LAB			5	100%	5
ST JOSEPHS CHILDRENS OUTREACH			5	100%	5
MINUTE CLINIC LLC #2775		5			5
FAMILY MEDICINE MEDICAL DRIVE		5			5
PEDIATRIC URGENT HEALTH CARE			5	100%	5
WHITE WILSON MEDICAL CENTER - FWB		1	4	80%	5
LAKE NONA PEDIATRICS IN ASSOCIATION WITH NEMOURS		5			5
AVALON MEDICAL WALK IN CLINIC			5	100%	5
CVS CA9165POCT SAN DIEGO		5			5
MINUTE CLINIC DIAGNOSTIC OF SOUTH CAROLINA		4	1	20%	5
ATLANTIC COMMUNITY HIGH SCHOOL		4	1	20%	5
MEDEXPRESS URGENT CARE - HUNTINGTON WE		5			5
ORLANDO FAMILY PHYSICIANS			5	100%	5
REMISE OCCUPATIONAL HEALTH SOLUTIONS INC			5	100%	5
APOLLO GARDENS RETIREMENT RESIDENCE CARE		5			5
COASTAL COMPLETE CARE			5	100%	5
ST. PETERSBURG PEDIATRICS			5	100%	5
MINUTE CLINIC DIAGNOSTIC OF NORTH CAROLINA		5			5
COPELAND MEDICAL CLINIC		3	2	40%	5
CONCENTRA URGENT CARE		1	4	80%	5
PHYSICIANS FOR CHILDREN			5	100%	5
MINUTECLINIC DIAGNOSTIC OF GEORGIA, LL		5			5
ADVANCED URGENT CARE OF MARATHON		1	4	80%	5
FAMILY CARE MEDICAL CENTER			5	100%	5
NORTH PINELLAS CHILDRENS MEDICAL CENTER INC			5	100%	5
SOUTH FLORIDA FAMILY HEALTH & RESEARCH CTR			5	100%	5
ADVENTHEALTH MEDICAL GROUP MULTISPECIALTY			5	100%	5
RIVERVIEW ALF OPERATOR LLC			5	100%	5
QUINTON MEMORIAL HEALTH CARE CENTER		5			5
XRL SXF REF LAB		5			5
PEDIATRICS OF ALTAMONTE		5			5
HEALTH AND WELLNESS CENTER			5	100%	5
MINUTE CLINIC, LLC #1434		5			5
NOVANT HEALTH UVA		2	3	60%	5

COVID-19: testing by laboratory

Data through Jan 28, 2021 verified as of Jan 29, 2021 at 09:25 AM

Data in this report are provisional and subject to change.

The numbers in the table below represent the number of Florida and non-Florida residents for whom test results were received by the Department of Health. A person can be tested by more than one laboratory and can have both positive and negative results. **Therefore, the sum of the numbers in each column will be larger than the total number of people tested.**

Reporting lab	Inconclusive	Negative	Positive	Percent positive	Total
BROWNE MEDICAL		5			5
EAST BANK HOSPITAL - UNIVERSITY OF MINNESOTA MEDICAL CENTER			5	100%	5
LABS PLUS LLC		5			5
DOCTORS EXPRESS OF ST PETERSBURG			5	100%	5
BRILLIANCE ASSISTED LIVING			5	100%	5
ADVANCED RESEARCH FOR HEALTH IMPROVEMENT		3	2	40%	5
CYPRESS CREEK MEDICAL CENTER			5	100%	5
HENDRY REGIONAL CONVENIENT CARE CENTER			5	100%	5
CARL R DARNALL ARMY MEDICAL CENTER			5	100%	5
MINUTECLINIC, LLC #03965		5			5
GREENVILLE MEMORIAL HOSPITAL LAB			5	100%	5
DOCS URGENT CARE		1	4	80%	5
WATERTOWN URGENT CARE PLLC		5			5
CVS NC3516POCT WINSTON SALEM		5			5
MINUTECLINIC MINUTECLINIC #8505		3	2	40%	5
KETTERING HEALTH			5	100%	5
GULF COAST VETERANS HCS PANAMA CITY OPC		5			5
FINLAY		1	4	80%	5
JUPITER ISLAND MEDICAL CLINIC INC		5			5
PUTNAM HOSPITAL CENTER LABORATORY		5			5
NORTH SHORE HEMATOLOGY-ONCOLOGY ASSOCIATES, PC		5			5
LIVING WATERS MEDICAL CENTER			5	100%	5
FLORIDA DEPARTMENT OF HEALTH - INVERNESS		3	2	40%	5
CENTREX CLINICAL LABS INC		5			5
Lehigh Acres Health and Rehabilitation			5	100%	5
URGENT CARE OF LONGWOOD			5	100%	5
Parkside Villa		5			5
ST CLOUD COMPOUNDING PHARMACY & WELLNESS CENTER		5			5
NEW HAMPSHIRE DEPARTMENT OF HEALTH AND HUMAN SERVICES		3	2	40%	5
SOMA MEDICAL CENTER, PA #4 FLORIDA MANGO			5	100%	5
DOTHAN PEDIATRIC CLINIC			5	100%	5
WESTMINSTER SHORES			5	100%	5
MEDEXPRESS URGENT CARE-NESHANNOCK TWP		4	1	20%	5
MINUTECLINIC DIAGNOSTIC OF LOUISIANA,		4	1	20%	5
SANFORD PEDIATRIC ASSOCIATES, PA		3	2	40%	5
HILLSBOROUGH COUNTY HEALTH DEPARTMENT			5	100%	5
ACCENTCARE		5			5
BRIDGE DIAGNOSTICS			5	100%	5
URGENT TEAM - HUNTSVILLE		4	1	20%	5
SOUTHERN OCEAN MEDICAL CENTER		5			5
MEDEXPRESS URGENT CARE-MUNCIE		5			5
FORSYTH HOUSE			5	100%	5
MC DIAGNOSTIC OF CONNECTICUT PC #459		5			5
NORTH FLORIDA MEDICAL CENTERS INC		1	4	80%	5
MINUTECLINIC DIAGNOSTIC OF ILLINOIS		4	1	20%	5
WIREGRASS MEDICAL CENTER			5	100%	5

COVID-19: testing by laboratory

Data through Jan 28, 2021 verified as of Jan 29, 2021 at 09:25 AM

Data in this report are provisional and subject to change.

The numbers in the table below represent the number of Florida and non-Florida residents for whom test results were received by the Department of Health. A person can be tested by more than one laboratory and can have both positive and negative results. **Therefore, the sum of the numbers in each column will be larger than the total number of people tested.**

Reporting lab	Inconclusive	Negative	Positive	Percent positive	Total
SUTTER TRACY COMMUNITY HOSPITAL			5	100%	5
Fouraker Hills Rehab and Nursing			5	100%	5
MINUTECLINIC DIAGNOSTIC OF TN PC #442		4	1	20%	5
EASTCHESTER PEDIATRIC MEDICAL GROUP		5			5
DEPARTMENT OF HEALTH AND HUMAN SERVICES LANSING			5	100%	5
BEACH HOUSE		5			5
MINUTECLINIC MINUTECLINIC #4977		3	2	40%	5
Kennedy University Hospital		5			5
DR. PHILLIPS MEDICAL WELLNESS CENTER		3	2	40%	5
COVID RAPID LABS			5	100%	5
EGL GENETICS DIAGNOSTICS			5	100%	5
VIERA PEDIATRICS		1	4	80%	5
COOPER HOSPITAL/UNIVERSITY MEDICAL		5			5
GUTHRIE MEDICAL GROUP LABORATORIES		5			5
RIO PINAR HEALTH CARE			5	100%	5
GULF COAST PEDIATRICS OF SARASOTA PA		1	3	75%	4
DEPARTMENT OF HEALTH/ NEW YORK			4	100%	4
DISCOVERY VILLAGE AT STUART		1	3	75%	4
PALM GARDEN OF SUN CITY			4	100%	4
COMPASSION PEDIATRICS			4	100%	4
KENTUCKY CABINET FOR HEALTH AND FAMILY SERVICES			4	100%	4
MINUTE CLINIC DIAGNOSTIC OF PENNSYLVANIA		4			4
ELITE MEDICAL CENTER			4	100%	4
SOUTHERN LABORATORY SERVICES OF NWF		4			4
WESLEY CHAPEL INTERNAL MEDICINE AND PEDIATRICS			4	100%	4
State Lab Unspecifd			4	100%	4
FAMILY MEDICINE AT WATERMAN		4			4
MEDEXPRESS URGENT CARE - WEIRTON		4			4
MINUTECLINIC DIAGNOSTIC OF NORTH CAROLINA PC #5341		3	1	25%	4
FLORIDA HEART AND VASCULAR			4	100%	4
SIGNATURE CARE EMERGENCY CENTER		2	2	50%	4
MC DIAGNOSTIC OF CONNECTICUT, PC # 257		3	1	25%	4
PHYSICIANS IMMEDIATE CARE AURORA			4	100%	4
TRIDENT BIOMETRICS		3	1	25%	4
LAKE FOREST PARK OP CO LLC		4			4
CVS NC2357POCT HUNTERSVILLE		4			4
FLORIDA HOSPITAL ALTAMONTE		2	2	50%	4
MINUTECLINIC DIAGNOSTIC OF VIRGINIA, LLC #1656		4			4
SJH			4	100%	4
ADVENTHEALTH MEDICAL GROUP PEDIATRIC & ADOLESCENT		3	1	25%	4
CAREATC, INC.			4	100%	4
MEDEXPRESS URGENT CARE - CULPEPER		4			4
ABSOLUTE HEALTH		4			4
MINUTECLINIC DIAGNOSTIC OF VIRGINIA		4			4
QUICK CARE MED WALK IN AND URGENT CARE			4	100%	4
ST. MARY'S HOSPITAL			4	100%	4

COVID-19: testing by laboratory

Data through Jan 28, 2021 verified as of Jan 29, 2021 at 09:25 AM

Data in this report are provisional and subject to change.

The numbers in the table below represent the number of Florida and non-Florida residents for whom test results were received by the Department of Health. A person can be tested by more than one laboratory and can have both positive and negative results. **Therefore, the sum of the numbers in each column will be larger than the total number of people tested.**

Reporting lab	Inconclusive	Negative	Positive	Percent positive	Total
DIAGNOSTECHS		4			4
BETHPAGE EXTENDED HOURS CENTER		4			4
REDMED OF CROSSTOWN		1	3	75%	4
MINUTECLINIC #2860		3	1	25%	4
HOME DOCS		2	2	50%	4
GENEVA GENERAL HOSPITAL LABORATORY		3	1	25%	4
LEON MEDICAL CENTERS, LLC			4	100%	4
Park Ridge Nursing Center		3	1	25%	4
MEASE CONTINUING CARE		2	2	50%	4
BELLIN HEALTH LAB		1	3	75%	4
BIGGERS FAMILY MEDICINE PA		3	1	25%	4
UNIVERSITY OF WASHINGTON MEDICAL CENTER (UWMC) EMERGENCY DEPT.			4	100%	4
MEDEXPRESS URGENT CARE - BLUEFIELD		3	1	25%	4
MINUTECLINIC, LLC #1796		3	1	25%	4
CORNERSTONE PEDIATRICS			4	100%	4
UNC HOSPITAL/MCLENDON CLINICAL LABORATORIES			4	100%	4
CONSULATE HEATH CARE AT WEST ALTAMONTE			4	100%	4
PANCARE HEALTH - ALTHA PUBLIC			4	100%	4
URGENT CARE OF NEW YORK		4			4
ARKANSAS DEPARTMENT OF HEALTH			4	100%	4
MINUTECLINIC DIAG OF IND LLC #8651		3	1	25%	4
VIDANT MEDICAL CENTER			4	100%	4
CAPE COD HOSPITAL			4	100%	4
MEDEXPRESS URGENT CARE - PRINCETON		4			4
TARPON SPRINGS PEDIATRICS, LLC			4	100%	4
WYOMING PUBLIC HEALTH LAB			4	100%	4
MEDEXPRESS URGENT CARE - FREDERICK		4			4
BROWNE MEDICAL LLC		3	1	25%	4
CARE ONE PRIMARY CARE			4	100%	4
FCHC (OB)-DARWIN SQUARE CTR.			4	100%	4
MINUTECLINIC DIANOSTIC OF VIRGINIA, LL		3	1	25%	4
THE PALMS PHARMACY, INC		4			4
CELAL GUROL ERBAY, MD			4	100%	4
ACCENT PHYSICIAN SPECIALISTS PA		4			4
DEPARTMENT OF PATHOLOGY ROME MEMORIAL		3	1	25%	4
EP LTC PHARMACY		3	1	25%	4
CARENOW URGENT CARE - WINTER SPRINGS		3	1	25%	4
Millennium Nursing & Rehab Center		4			4
DISCOVERY VILLAGE AT DEERWOOD			4	100%	4
GENUS DIAGNOSTICS			4	100%	4
West Gate Village, LLC		4			4
CVS MINUTE CLINIC, LLC #22		3	1	25%	4
INTERMARKET FACILITY			4	100%	4
HEALTHCARE NETWORK OF SOUTHWEST FLORIDA			4	100%	4
HEARTLAND PHARMACY LAKE PLACID, INC		1	3	75%	4
BENEVA LAKES HEALTHCARE & REHAB CENTER			4	100%	4

COVID-19: testing by laboratory

Data through Jan 28, 2021 verified as of Jan 29, 2021 at 09:25 AM

Data in this report are provisional and subject to change.

The numbers in the table below represent the number of Florida and non-Florida residents for whom test results were received by the Department of Health. A person can be tested by more than one laboratory and can have both positive and negative results. **Therefore, the sum of the numbers in each column will be larger than the total number of people tested.**

Reporting lab	Inconclusive	Negative	Positive	Percent positive	Total
VITRO MOLECULAR LABORATORIES			4	100%	4
ORLANDO ORTHOPAEDIC OUTPATIENT SURGERY CENTER		1	3	75%	4
THE OASIS ALF		4			4
DEPARTMENT OF HEALTH AND HUMAN SERVICES STATE OF NEW HAMPSHIRE			4	100%	4
MIAMI COMMUNITY HEALTH CENTER INC		1	3	75%	4
MEDEXPRESS - NEW CASTLE, DUPONT HWY		4			4
CELERION			4	100%	4
PELICAN LANDING		1	3	75%	4
ST BARNABAS HOSPITAL		4			4
CLAY PRIMARY & FAMILY CARE LLC			4	100%	4
Crowne Health Care of Montgomery		4			4
FLORIDA CLINICAL LABORATORY - BIOREFERENCE LABORATORIES		2	2	50%	4
MEDEXPRESS URGENT CARE - YORK		1	3	75%	4
PARADIGM LABORATORIES			4	100%	4
PHYSICIANS QUALITY CARE			4	100%	4
DIAGNOSTIC & MEDICAL SPECIALISTS OF GREENWICH		2	2	50%	4
MEDEXPRESS URGENT CARE - MARKHAM STREE		3	1	25%	4
RAYMOND BASRI MD		4			4
ASCENDI HOME HEALTH AGENCY INC			4	100%	4
MARION AND BERNARD L SAMSON NURSING CENTER			4	100%	4
MD NOW URGENT CARE - DELRAY WEST			4	100%	4
MARSHALL MEDICAL CENTER SOUTH LAB		3	1	25%	4
MINUTECLINIC DIAGNOSTIC OF TN PC #6363		4			4
HELIX KH UC			4	100%	4
COVENIENT CARE MEDICAL CLINIC			4	100%	4
SOUTHEASTERN REGIONAL MEDICAL CENTER			4	100%	4
DIXIE COUNTY EMERGENCY SERVICES			4	100%	4
PALM BEACH CANCER INSTITUTE			4	100%	4
HEALTHY MINORS PEDIATRIC URGENT CARE		4			4
Grace Rehabilitation of Vero Beach		4			4
PERSONAL PHYSICIAN CARE PA			4	100%	4
MEDEXPRESS URGENT CARE - BECKLEY CROSS		3	1	25%	4
CVS TN5601POCT LENOIR CITY		4			4
MEDICINE SHOPPE #1306 THE		3	1	25%	4
OMNICARE PHARMACY OF TEXAS 1		4			4
PANCARE HEALTH - PONCE DE LEON			4	100%	4
BAYLOR ESOTERIC AND MOLECULAR LAB			4	100%	4
ARCPPOINT LABS OF FORT LAUDERDALE, FL CENTRAL		1	3	75%	4
MD ANDERSON			4	100%	4
EXPRESS TESTING-ONE			4	100%	4
PM PEDIATRICS OF SELDEN		3	1	25%	4
MEDEXPRESS URGENT CARE, FAIRMONT		4			4
BIOTEST PLASMA CENTER		4			4
SOMA MEDICAL CENTER PA			4	100%	4
ALVARO J DANGOND MD PA		4			4
PHYSICIANS IMMEDIATE CARE ELGIN			4	100%	4

COVID-19: testing by laboratory

Data through Jan 28, 2021 verified as of Jan 29, 2021 at 09:25 AM

Data in this report are provisional and subject to change.

The numbers in the table below represent the number of Florida and non-Florida residents for whom test results were received by the Department of Health. A person can be tested by more than one laboratory and can have both positive and negative results. **Therefore, the sum of the numbers in each column will be larger than the total number of people tested.**

Reporting lab	Inconclusive	Negative	Positive	Percent positive	Total
ENCOMPASS HOME HEALTH		4			4
DYNACARE LABORATORIES			4	100%	4
FRESENIUS KIDNEY CARE SOUTH ORLANDO			4	100%	4
PHYSICIANS REGIONAL MEDICAL CTR - COLLIER BLVD			4	100%	4
DERMATOLOGY SPECIALISTS OF FL - DR. JON WARD			4	100%	4
NAVAL MEDICAL CENTER SAN DIEGO			4	100%	4
CITY OF CLEARWATER EMPLOYEE HEALTH CENTER		1	3	75%	4
FISHERMEN'S HOSPITAL			4	100%	4
REHABILITATION CENTER OF WINTER PARK,THE			4	100%	4
BARTON MEMORIAL HOSPITAL		3	1	25%	4
MINUTECLINIC DIAGNOSTIC OF WISCONSIN, LLC		4			4
MINUTECLINIC DIAGNOSTIC OF TN PC #643		2	2	50%	4
MEDEXPRESS URGENT CARE HUNTINGTON		4			4
LATCHER LABORATORY OF A O FOX MEMORIAL		2	2	50%	4
MCKENZIE-WILLAMETTE MEDICAL CENTER LAB		4			4
CVS MINUTE CLINIC DIAGNOSTIC PA #3060		3	1	25%	4
FAMILY TREE DNA			4	100%	4
AMERICAN SCIENTIFIC LABORATORIES LLC			4	100%	4
POWERS PEDIATRICS			4	100%	4
MIAMI MEDICAL CONSULTANT PA			4	100%	4
VITAL CARE URGENT CARE			4	100%	4
OCCUPATIONAL HEALTH CENTERS OF THE SOUTHWEST PA		3	1	25%	4
AFFINITY URGENT CARE			4	100%	4
CAREWELL 202			4	100%	4
Heartland of Boynton Beach			4	100%	4
CAPTAIN JAMES A. LOVELL FEDERAL HEALTHCARE CENTER			4	100%	4
RELIANT ACUTE CARE			4	100%	4
MINUTECLINIC DIAG OF IND, LLC #2387		4			4
URGENT CARE - OCONEE		2	2	50%	4
CALUSA HARBOUR			4	100%	4
SOUTHWESTERN REGIONAL MEDICAL CENTER - TULSA		4			4
REFUGE A HEALING PLACE, THE			4	100%	4
PLEASANTVILLE OF SEBASTIAN LLC□			4	100%	4
WALK-IN MEDICAL CARE			4	100%	4
THE RETREAT AT PORT ORANGE			4	100%	4
CAPITAL HEALTH LABORATORY INC			4	100%	4
WILSON PEDIATRICS			4	100%	4
CVS GA247OPOCT CANTON		4			4
MEMORIAL HEALTH CARE SYSTEMS			4	100%	4
COMPREHENSIVE CLINICAL RESEARCH, LLC			4	100%	4
Health Care Center of Jacksonville			4	100%	4
ADVANCED PEDIATRICS OF BOCA LLC			4	100%	4
CLINICAL LABORATORIES OF THE BUFFALO		3	1	25%	4
UNION CITY MANOR NURSING CENTER		4			4
CAYUGA COUNTY HEALTH DEPARTMENT		3	1	25%	4
SunTerrace Health Care Center		3	1	25%	4

COVID-19: testing by laboratory

Data through Jan 28, 2021 verified as of Jan 29, 2021 at 09:25 AM

Data in this report are provisional and subject to change.

The numbers in the table below represent the number of Florida and non-Florida residents for whom test results were received by the Department of Health. A person can be tested by more than one laboratory and can have both positive and negative results. **Therefore, the sum of the numbers in each column will be larger than the total number of people tested.**

Reporting lab	Inconclusive	Negative	Positive	Percent positive	Total
DTR LABS		3	1	25%	4
DEPARTMENT OF HEALTH AND HUMAN SERVICES		2	2	50%	4
MEDEXPRESS URGENT CARE - MBURG COMMONS		4			4
THE DOCTORS CENTER HEALTHCARE-SOUTHSIDE		1	3	75%	4
LIFE CARE HOME HEALTH SERVICES LLC		1	3	75%	4
SEBRING PEDIATRICS LLC			4	100%	4
TRUE HEALTH- HOFFNER		3	1	25%	4
EXPRESS CARE OF TAMPA BAY LLC		2	2	50%	4
GEORGE E WEEEMS MEMORIAL HOSPITAL LAB		3	1	25%	4
MINUTECLINIC DIAGNOSTIC OF NEVADA #87		2	2	50%	4
SHARP MEMORIAL HOSPITAL MICROBIOLOGY DEPT			4	100%	4
FLORIDA PRIMARY & SPECIALTY CARE		4			4
MEDEXPRESS URGENT CARE - LOGAN		4			4
OCHSNER MEDICAL CENTER			4	100%	4
CELEBRATION PEDIATRICS			4	100%	4
BIG BEND HOSPICE INC		4			4
MAILBOX DIAGNOSTICS		2	2	50%	4
MC DIAGNOSTIC OF CONNECTICUT, PC #1043		4			4
MIZELL MEMORIAL HOSPITAL			4	100%	4
MEDEXPRESS URGENT CARE - MOUNTAIN HOME		3	1	25%	4
MEDEXPRESS URGENT CARE - TEAYS VALLEY		3	1	25%	4
COMPASSION PEDIATRIC URGENT CARE LLC			4	100%	4
FLORENCE - HUNTSVILLE HOSPITAL URGENT CARE		3	1	25%	4
COMPUNET CLINICAL LAB			4	100%	4
CVS NJ836POCT RUNNEMEDE		4			4
SIGNATURE CARE MONTROSE		2	2	50%	4
ENTRUST IMMEDIATE CARE			4	100%	4
NEMOURS CHILDREN'S CLINIC			4	100%	4
Signature Healthcare of Savannah		4			4
FIFTH AVENUE PEDIATRICS		3	1	25%	4
IMIC INC RESEARCH			4	100%	4
MINUTECLINIC LLC (1435)		4			4
FLORIDA HEALTHCARE OF ORLANDO			4	100%	4
SONIC REFERENCE LABORATORY			4	100%	4
Walker BaptistMedCtr		3	1	25%	4
Life Care Center of Orlando			4	100%	4
MARSHFIELD LABORATORIES			4	100%	4
SANFORD SOUTH UNIVERSITY		4			4
BROOKDALE NEW PORT RICHEY			4	100%	4
MINUTECLINIC DIAG OF IND, LLC #10190		4			4
MEDEXPRESS - COLLINSVILLE BELT LINE		3	1	25%	4
MINUTECLINIC DIAGNOSTIC OF VIRGINIA, LLC #255		4			4
HARLEM HOSPITAL CENTER		3	1	25%	4
MONTANA DEPARTMENT OF PUBLIC HEALTH & HUMAN SERVICES			4	100%	4
MINUTE CLINIC OF KANSAS PA		1	3	75%	4
DEVEREUX FLORIDA CHILDRENS CENTER			4	100%	4

COVID-19: testing by laboratory

Data through Jan 28, 2021 verified as of Jan 29, 2021 at 09:25 AM

Data in this report are provisional and subject to change.

The numbers in the table below represent the number of Florida and non-Florida residents for whom test results were received by the Department of Health. A person can be tested by more than one laboratory and can have both positive and negative results. **Therefore, the sum of the numbers in each column will be larger than the total number of people tested.**

Reporting lab	Inconclusive	Negative	Positive	Percent positive	Total
SANDGATE GARDENS REHAB & NURSING CENTER		3	1	25%	4
MEDEXPRESS URGENT CARE - KOKOMO		4			4
GRAND VILLA OF NEW PORT RICHEY		1	3	75%	4
PRL NYC PANDEMIC RESPONSE LAB			4	100%	4
MINUTECLINIC, LLC #1470		4			4
NU WAVE MEDICAL CENTER			4	100%	4
MINUTE CLINIC DIAGNOSTIC OF TEXAS, LLC		4			4
INTEGRATED FAMILY MEDICAL CENTER			4	100%	4
ELITE CARE			4	100%	4
MEDEXPRESS URGENT CARE - FORT WORTH S		3	1	25%	4
CENTERPLACE HEALTH, INC			4	100%	4
CRESTAR LABS		2	2	50%	4
CALIFORNIA DEPARTMENT OF PUBLIC HEALTH			4	100%	4
LAFAYETTE NURSING AND REHAB			4	100%	4
CARENOW URGENT CARE-HERMITAGE			4	100%	4
L3HARRIS FAMILY MEDICAL CENTER			4	100%	4
CHILDREN'S MEDICAL GROUP		4			4
MEDEXPRESS URGENT CARE LAVALE		4			4
COMMUNITY HEALTH CENTER OF WEST PALM BEACH			4	100%	4
BIRMINGHAM VAMC		1	3	75%	4
THE LITTLE CLINIC			4	100%	4
OVIEDO CHILDRENS HEALTH CENTER LLC		1	3	75%	4
ADVENTHEALTH NEW SMYRNA BEACH COMMUNITY HEALTH			4	100%	4
NEULIFE NEUROLOGICAL SERVICES LLC			4	100%	4
PRIMECARE		2	2	50%	4
TERENCE B MITCHELL MD, INC			4	100%	4
MEDEXPRESS - NEWARK		4			4
GRAND VILLA OF PINELLAS PARK		3	1	25%	4
QUALITY MEDICAL CARE			4	100%	4
USCG SECTOR ST PETE		1	3	75%	4
MINUTECLINIC DIAGNOSTIC OF SC, LLC #7		2	2	50%	4
FLORIDA CANCER SPECIALISTS AND RESEARCH		2	2	50%	4
MEDEXPRESS URGENT CARE - TARENTUM		4			4
LEMOYNE COLLEGE WELLNESS CENTER FOR		4			4
BOONE DRUG & HEALTHCARE AT DEERFIELD			4	100%	4
THONOTOSASSA COMMUNITY HEALTH CENTER		1	3	75%	4
SCIENCE CARE			4	100%	4
OHIO DEPARTMENT OF HEALTH			4	100%	4
MEDEXPRESS URGENT CARE PLEASANT HILLS		3	1	25%	4
DES PLAINES CLINICAL LAB		2	2	50%	4
HAMPTON ALF AT 24TH ROAD LLC			4	100%	4
WILLIAM A HINTON STATE LABORATORY INSTITUTE		1	3	75%	4
OKLAHOMA STATE UNIVERSITY DIAGNOSTIC LAB			4	100%	4
Sunrise Health and Rehabilitation Center			4	100%	4
Westminster Manor		3	1	25%	4
PEACEHEALTH LABORATORIES		3	1	25%	4

COVID-19: testing by laboratory

Data through Jan 28, 2021 verified as of Jan 29, 2021 at 09:25 AM

Data in this report are provisional and subject to change.

The numbers in the table below represent the number of Florida and non-Florida residents for whom test results were received by the Department of Health. A person can be tested by more than one laboratory and can have both positive and negative results. **Therefore, the sum of the numbers in each column will be larger than the total number of people tested.**

Reporting lab	Inconclusive	Negative	Positive	Percent positive	Total
WALGREENS #07034		4			4
GUTHRIE MEDICAL GROUP - CORNING		3	1	25%	4
MINUTECLINIC DIAGNOSTIC OF MAINE, LLC		2	2	50%	4
Advanced Care Center			4	100%	4
PALM HARBOR DERMATOLOGY		4			4
MEDICAL PAVILION CLINIC			4	100%	4
AURORA BAYCARE UROLOGY			4	100%	4
PANCARE HEALTH YOUNGSTOWN			4	100%	4
A & R RESEARCH GROUP			4	100%	4
COURTYARD GARDENS OF BOYNTON BEACH, LLC		1	3	75%	4
MEDEXPRESS URGENT CARE - SOUTH PARKERSBURG		4			4
FHCP - ORMOND BEACH			4	100%	4
Enterprise Health and Rehabilitation Center		4			4
ADULT MEDICINE OF LAKE COUNTY INC			4	100%	4
FLORIDA HEALTH CARE PLANS STIRLING CENTER			4	100%	4
MINUTECLINIC DIAGNOSTIC OF OKLAHOMA		3	1	25%	4
BOND & STEELE CLINIC PA D/B/A BOND CLINIC PA		4			4
ANYLABTEST NOW			4	100%	4
AHC Decatur County		4			4
ADVENT HEALTH - TUSKAWILLA		4			4
NOVADIX		2	2	50%	4
BAPTIST HEALTH MEDICAL CENTER			4	100%	4
UNIVERSITY OF MIAMI MILLER SCHOOL			4	100%	4
MINUTE CLINIC LLC #5706		3	1	25%	4
MEMORIAL HEALTHCARE SYSTEM		1	3	75%	4
CROSSVILLE MEDICAL GROUP		1	2	67%	3
MARYLAND STATE DEPT OF HEALTH	2		1	33%	3
VIRTUA MEMORIAL HOSPITAL BURLINGTON COUNTY		1	2	67%	3
FLORIDA LABORATORY ANALYSIS, LLC			3	100%	3
ADVENT HEALTH - CENTRAL PASCO ER			3	100%	3
CELEBRATION PEDIATRICS PA			3	100%	3
MINUTECLINIC DIAGNOSTIC OF TEXAS LLC		2	1	33%	3
THE CLINIC OF PEDIATRICS & GI MEDICINE, INC			3	100%	3
CVS IN6605POCT INDIANAPOLIS		2	1	33%	3
GENTLE HANDS MOBILE PHLEBOTOMY			3	100%	3
COVENANT PEDIATRICS		1	2	67%	3
CVS MA2172POCT NORTH GRAFTON		3			3
ACCESS HEALTH CARE		2	1	33%	3
BRADENTON PHYSICIAN MEDICAL CENTER			3	100%	3
MEDEXPRESS URGENT CARE SHADYSIDE		3			3
FHPG TAMPA PRIMARY CARE			3	100%	3
BOLING, STEPHANIE		3			3
MINUTECLINIC DIAG OF IND, LLC #6910		3			3
AUSTIN PUBLIC HEALTH			3	100%	3
HARBOUR'S EDGE		2	1	33%	3
EXPRESS TEST			3	100%	3

COVID-19: testing by laboratory

Data through Jan 28, 2021 verified as of Jan 29, 2021 at 09:25 AM

Data in this report are provisional and subject to change.

The numbers in the table below represent the number of Florida and non-Florida residents for whom test results were received by the Department of Health. A person can be tested by more than one laboratory and can have both positive and negative results. **Therefore, the sum of the numbers in each column will be larger than the total number of people tested.**

Reporting lab	Inconclusive	Negative	Positive	Percent positive	Total
Broadview Multi-Care Center		3			3
LAHEY CLINIC MEDICAL CENTER			3	100%	3
GONZALEZ MD AND ASWAD MD HEALTH SERVICES			3	100%	3
MEDFIRST URGENT CARE			3	100%	3
CARENOW URGENT CARE - CENTRAL AUSTIN			3	100%	3
JUPITER CLINIC			3	100%	3
NORTH BROWARD HOSPITAL DISTRICT HEALTHCARE FOR THE HOMELESS			3	100%	3
MINUTE CLINIC DIAGNOSTIC OF TN PC #64		3			3
FAMILY MEDICAL CLINIC HOMESTEAD, LLC			3	100%	3
SPRING LAKE REHABILITATION CENTER			3	100%	3
SMOKY MOUNTAIN URGENT CARE AND FAMILY MEDICINE CENTER			3	100%	3
CVS MA394POCT SEEKONK		3			3
ADVENT HEALTH MEDICAL GROUP FAMILY MEDICINE			3	100%	3
ONslow MEMORIAL HOSPITAL LABORATORY		3			3
MANORCARE NURSING & REHABILITATION CENTER-NAPLES		3			3
MEDEXPRESS URGENT CARE, CHAMBERSBURG		2	1	33%	3
SUMTER COUNTY HEALTH DEPARTMENT			3	100%	3
LIFE CARE CENTER OF SKAGIT VALLEY		3			3
Bainbridge Health and Rehab		3			3
KEY WEST URGENT CARE, INC		3			3
TAMPA		1	2	67%	3
MEDICAL SERVICES OF AMERICA HOME HEALTH		3			3
ADVICE FOR OPTIMAL WELLNESS, INC			3	100%	3
HUNT CLUB MEDICAL CARE			3	100%	3
YORK HOSPITAL - LABORATORY			3	100%	3
SENTARA NORFOLK GENERAL HOSPITAL CENTRAL LAB			3	100%	3
MINUTECLINIC DIAGNOSTIC OF TN PC #240		3			3
STATCARE URGENT & WALK IN MEDICAL CARE		2	1	33%	3
FRESENIUS KIDNEY CARE DUNEDIN			3	100%	3
MEDEXPRESS URGENT CARE - WAXAHACHIE, N HIGHWAY 77		1	2	67%	3
MONROE COUNTY DEPT OF PUBLIC HEALTH ST		3			3
PUBLIC HEALTH TRUST OF MIAMI DADE COUNTY			3	100%	3
VA OUTPATIENT CLINIC-NEW PORT RICHEY			3	100%	3
ALOHA HOME CARE LLC DBA ACCENTCARE HOME HEALTH OF		3			3
ASSOCIATES IN MEDICINE		1	2	67%	3
MEDFUSION		2	1	33%	3
CORTLAND REGIONAL MEDICAL CENTER		3			3
EASTERN FLORIDA STATE COLLEGE - PALM BAY CAMPUS			3	100%	3
VICAR'S LANDING NURSING HOME		2	1	33%	3
Gulfport Rehabilitation Center			3	100%	3
NC STATE LABORATORY OF PUBLIC HEALTH		3			3
COVID PROCESSING SITE			3	100%	3
JOHN T MACKAY MD			3	100%	3
ADRIANA M CASTRO MD PA		3			3
FRESENIUS MEDICAL CARE			3	100%	3
PARRISH MEDICAL CENTER-WAIVED TESTING		3			3

COVID-19: testing by laboratory

Data through Jan 28, 2021 verified as of Jan 29, 2021 at 09:25 AM

Data in this report are provisional and subject to change.

The numbers in the table below represent the number of Florida and non-Florida residents for whom test results were received by the Department of Health. A person can be tested by more than one laboratory and can have both positive and negative results. **Therefore, the sum of the numbers in each column will be larger than the total number of people tested.**

Reporting lab	Inconclusive	Negative	Positive	Percent positive	Total
ST LUKES HOSPITAL LABORATORY		2	1	33%	3
GRAND AVE PHARMACY			3	100%	3
HAVEN CUSTEAD CARE CENTER			3	100%	3
OPENTRONS PRL		2	1	33%	3
ADVANCED PEDIATRICS			3	100%	3
NORTH SHORE HOSP. INFECTION CONTROL			3	100%	3
PPD - IXLAYER		3			3
RAPID CITY RUGENT CARE			3	100%	3
24TH WEAPONS OF MASS DESTRUCTION - CIVIL SUPPORT		3			3
MEDEXPRESS URGENT CARE-PASADENA		3			3
MINUTE CLINIC DIAG OF IND LLC #8674		3			3
SSM HEALTH ST LOUIS MICROBIOLOGY LABORATORY		1	2	67%	3
CRANES VIEW LODGE			3	100%	3
FELICIDAD MEDICAL CENTER INC			3	100%	3
SANFORD MOBILE LAB			3	100%	3
VILLAGES HEALTH, THE		3			3
KISSIMMEE URGENT CARE		3			3
UNITY HEALTH AND REHABILITATION CENTER			3	100%	3
MINUTECLINIC, LLC #03268		2	1	33%	3
ST PETE DIRECT PRIMARY CARE		1	2	67%	3
CARENOW-ATASCOCITA			3	100%	3
SEMINOLE FAMILY HEALTH CENTER		3			3
TMH PHYSICIAN PARTNERS BLOUNTSTOWN			3	100%	3
QUEST DIAGNOSTICS PSC			3	100%	3
PEDIATRICS AND ADOLESCENT MEDICINE		2	1	33%	3
FLORIDA MENTOR-POINT WEST CLUSTER		3			3
BROOKDALE SENIOR LIVING			3	100%	3
ROANE MEDICAL CENTER		2	1	33%	3
BROOKDALE OAKBRIDGE		1	2	67%	3
ALLIANCE PEDIATRICS PA			3	100%	3
MOBIL LAB FOR ALL INC		3			3
Nashville Central Laboratory		3			3
NYC PUBLIC HEALTH LABS			3	100%	3
ORLANDO CLINICAL RESEARCH CENTER		3			3
BETTERMED URGENT CARE			3	100%	3
NORTHWEST FLORIDA CLINICAL LAB		1	2	67%	3
Kroger 124 - The Little Clinic University		3			3
ADVENTHEALTH MEDICAL GROUP PEDIATRICS		1	2	67%	3
THOMAS LANGLEY			3	100%	3
MEDICAL CENTER ENTERPRISE			3	100%	3
MPG JACKSONVILLE ATLANTIC BLVD		1	2	67%	3
STRINGFELLOW MEMORIAL HOSPITAL		3			3
PINELLAS PARK HEALTH CENTER - PINELLAS CHD		1	2	67%	3
PROGRESS PHARMACY INC			3	100%	3
Life Care Center of Citrus County		2	1	33%	3
Westside Terrace		3			3

COVID-19: testing by laboratory

Data through Jan 28, 2021 verified as of Jan 29, 2021 at 09:25 AM

Data in this report are provisional and subject to change.

The numbers in the table below represent the number of Florida and non-Florida residents for whom test results were received by the Department of Health. A person can be tested by more than one laboratory and can have both positive and negative results. **Therefore, the sum of the numbers in each column will be larger than the total number of people tested.**

Reporting lab	Inconclusive	Negative	Positive	Percent positive	Total
Rosedale Green		3			3
LUVERNE HEALTH AND REHABILITATION		3			3
REGIONAL MEDICAL LAB			3	100%	3
Kroger 635 - The Little Clinic Dacula		3			3
MEDEXPRESS URGENT CARE-CLOQUET		3			3
STONE CLINICAL LABORATORIES OF FL LLC		3			3
HELIX LW UC		1	2	67%	3
COASTAL SKIN SURGERY AND DERMATOLOGY PL		3			3
MASSASHUSETTS STATE LAB INSTITUTE		1	2	67%	3
MINUTECLINIC DIAGNOSTIC OF NORTH CAROLINA PC #7054		3			3
MINUTECLINIC DIAGNOSTIC OF WISCONSIN,		3			3
GREENTREE MEDICAL CENTER			3	100%	3
NEWSTAR MEDICAL LABORATORIES		3			3
SOUTH COUNTY MENTAL HEALTH CENTER INC			3	100%	3
MEDEXPRESS URGENT CARE - SUMMERSVILLE, WEBSTER RD		3			3
COOPER UNIVERSITY HOSPITAL LABORATORY		2	1	33%	3
CVS MINUTE CLINIC DIAG OF IND LLC #5206		2	1	33%	3
TERRACE OF ST CLOUD, THE		2	1	33%	3
NEMOURS CHILDRENS PRIMARY CARE HORIZON WEST			3	100%	3
MID FLORIDA CLINICAL LABORATORY		2	1	33%	3
CVS GA2236POCT WOODSTOCK		3			3
MEDIC INFUSION PA		3			3
LOYOLA UNIVERSITY MEDICAL CENTER LABORATORY			3	100%	3
CGH MEDICAL CENTER			3	100%	3
MINUTECLINIC DIAGNOSTIC MED GRP OF SAN		3			3
HARBOUR ISLAND PEDIATRICS LLC			3	100%	3
ADVENTHEALTH SEBRING- INFECTION CONTROL DEPARTMENT			3	100%	3
HELIX MEDICAL CENTERS		1	2	67%	3
JS HEALTHCARE		2	1	33%	3
NORTHERN LIGHT LABORATORY		1	2	67%	3
FAMILY MEDICINE AT WINTER PARK			3	100%	3
ADVANCED URGENT CARE CENTER OF THE UPPER KEYS		1	2	67%	3
PATHOLOGY REFERENCE LAB LLC			3	100%	3
FIRST CARE - MIDDLESBORO			3	100%	3
MEDEXPRESS URGENT CARE - RICHMOND, W BROAD ST		3			3
FAMILY TREE MEDICAL GROUP PA		2	1	33%	3
GROVES CENTER			3	100%	3
MONTEFIORE MEDICAL CENTER LABS MONTEFIORE		2	1	33%	3
LEE CONVENIENT CARE AT SUMMERLIN			3	100%	3
NEMOURS CHILDRENS PRIMARY CARE MAITLAND			3	100%	3
MINUTECLINIC, LLC #05814		3			3
CARENOW-LEBANON		1	2	67%	3
CVS GA3766POCT DACULA		1	2	67%	3
COMMUNICABLE DISEASE CONTROL/PUBLIC HEALTH EMERGENCY PREPAREDNESS			3	100%	3
MINUTECLINIC DIAGNOSTIC OF OHIO #7790		1	2	67%	3
GLADES COUNTY DETENTION CENTER			3	100%	3

COVID-19: testing by laboratory

Data through Jan 28, 2021 verified as of Jan 29, 2021 at 09:25 AM

Data in this report are provisional and subject to change.

The numbers in the table below represent the number of Florida and non-Florida residents for whom test results were received by the Department of Health. A person can be tested by more than one laboratory and can have both positive and negative results. **Therefore, the sum of the numbers in each column will be larger than the total number of people tested.**

Reporting lab	Inconclusive	Negative	Positive	Percent positive	Total
NORTHCREST MEDICAL CENTER		1	2	67%	3
ALABAMA DEPT PUBLIC HEALTH			3	100%	3
MEDEXPRESS URGENT CARE - HOLLINS		3			3
ERIE COUNTY PUBLIC HEALTH CLINICAL		3			3
SCRIPPS CLINIC MEDICAL			3	100%	3
PROHEALTH PRIMARY CARE - GLEN OAKS		3			3
HEART OF FLORIDA HEALTH CENTER INC			3	100%	3
MINUTE CLINIC, LLC #4650		3			3
CENTRAL DUPAGE HOSPITAL			3	100%	3
MINUTECLINIC DIAG OF IND, LLC #6483		1	2	67%	3
Lakeview Village		3			3
LEXINGTON MEDICAL CENTER		1	2	67%	3
STARLING AT NOCATEE			3	100%	3
MAYO		1	2	67%	3
BNC Medical Investors, LLC Berrien Nursing & Rehabilitation Center		3			3
HIALEAH SHORES NURSING AND		2	1	33%	3
MEDEXPRESS URGENT CARE-CHIPPEWA		2	1	33%	3
US SPECIALTY LABS			3	100%	3
CVS MINUTE CLINIC DIAGNOSTIC OF TEXAS		3			3
CELEBRATION PRIMARY CARE ASSOCIATES LLC		3			3
BRANDON REGIONAL EMERGENCY CTR			3	100%	3
COASTAL LABORATORIES OF FLORIDA			3	100%	3
TARRANT COUNTY PUBLIC HEALTH		3			3
LAURELLWOOD NURSING CENTER		1	2	67%	3
SARASOTA PERSONAL MEDICINE		2	1	33%	3
WEST TN HEALTH MED NORTH		3			3
QUATRACOR PLLC		3			3
COMMUNITY MEDICAL CENTER			3	100%	3
CTRS			3	100%	3
MEDICAL CENTER OF THE ROCKIES			3	100%	3
JACKSON SOUTH COMMUNITY HOSPITAL LAB			3	100%	3
TAYLOR MANOR		1	2	67%	3
PALMS WEST HOSPITAL			3	100%	3
HILLVIEW LABORATORY			3	100%	3
MARION COUNTY FIRE RESCUE		3			3
ST MARYS MEDICAL CENTER			3	100%	3
SIGNATURE URGENT CARE			3	100%	3
ASPEN VALLEY HOSPITAL			3	100%	3
Fort Gaines Health and Rehab		3			3
THE PATHOLOGY LABORATORY		1	2	67%	3
CVS IN6654POCT INDIANAPOLIS		2	1	33%	3
LIFEHOPE LABS			3	100%	3
MINUTECLINIC, LLC #4682		2	1	33%	3
ADVANCED MEDICAL RESEARCH CENTER LLC			3	100%	3
CURATIVE		1	2	67%	3
CVS NY4098030POCT NEW YORK		3			3

COVID-19: testing by laboratory

Data through Jan 28, 2021 verified as of Jan 29, 2021 at 09:25 AM

Data in this report are provisional and subject to change.

The numbers in the table below represent the number of Florida and non-Florida residents for whom test results were received by the Department of Health. A person can be tested by more than one laboratory and can have both positive and negative results. **Therefore, the sum of the numbers in each column will be larger than the total number of people tested.**

Reporting lab	Inconclusive	Negative	Positive	Percent positive	Total
CVS HEALTH MINUTE CLINIC			3	100%	3
Mill Valley Care Center		3			3
MINUTECLINIC DIAGNOSTIC OF PENNSYLVAN		2	1	33%	3
CORTLAND COUNTY HEALTH DEPARTMENT		3			3
SURETOX LABORATORY LLC		2	1	33%	3
FHPG FAMILY MEDICAL CENTER OF TAMPA BAY		1	2	67%	3
LOCH HAVEN PEDIATRICS			3	100%	3
GRAND VILLA OF LARGO		1	2	67%	3
WALGREENS #07502		3			3
BAPTIST PRIMARY CARE, INC.		2	1	33%	3
SHANDS AT LAKE SHORE LAB		1	2	67%	3
PEDIATRICS IN BREVARD-COCOA BEACH		2	1	33%	3
UNIVERSITY OF MICHIGAN		2	1	33%	3
AVANTE INVERNESS		1	2	67%	3
MINUTECLINIC DIAG OF IND LLC #6840		3			3
MEDEXPRESS URGENT CARE - SOMERSET TOWNSHIP		3			3
TIEHH BIOTERRORISM RESPONSE LAB			3	100%	3
FLORIDA DEPARTMENT OF HEALTH IN MIAMI DADE COUNTY		2	1	33%	3
Hunterdon Medical Center Laboratory		3			3
ESTERO FIRE RESCUE		3			3
ESCO DRUG CO INC		3			3
PATIENT FIRST - ALLENTOWN			3	100%	3
Centrastate Medical Center		2	1	33%	3
ADVANCED URGENT CARE CENTER			3	100%	3
LEESBURG COMMUNITY HEALTH CENTERS			3	100%	3
STUYVESANT URGENT CARE		3			3
ALLIANCE FOR MULTISPECIALTY RESEARCH		3			3
CUMBERLAND MEDICAL CENTER INC		3			3
Cleveland Clinic Weston			3	100%	3
BARONESS ERLANGER HOSPITAL		3			3
PREMIER CLINICAL RESEARCH INSTITUTE INC			3	100%	3
SOFTCELL L-FORM LABORATORIES, LLC			3	100%	3
MEDEXPRESS URGENT CARE - WALDORF, CRAIN HWY		3			3
SPARROW CENTRAL LAB			3	100%	3
IMMUNOGENOMICS LLC		1	2	67%	3
FLORIDA MEDICAL ASSOCIATES LLC			3	100%	3
ANN STORCK CENTER INC		3			3
BEEBE MEDICAL CENTER LABORATORY		3			3
OPTUM OF RED ROAD		3			3
SISD EMPLOYEE HEALTH CLINIC			3	100%	3
ORCHID COVE DAYTONA			3	100%	3
CLEARWATER		2	1	33%	3
SOFTLAB			3	100%	3
DOCTORS HOSPITAL RENAISSANCE			3	100%	3
EMERALD COAST CENTER			3	100%	3
OHIO DEPARTMENT OF HEALTH LABORATORY		2	1	33%	3

COVID-19: testing by laboratory

Data through Jan 28, 2021 verified as of Jan 29, 2021 at 09:25 AM

Data in this report are provisional and subject to change.

The numbers in the table below represent the number of Florida and non-Florida residents for whom test results were received by the Department of Health. A person can be tested by more than one laboratory and can have both positive and negative results. **Therefore, the sum of the numbers in each column will be larger than the total number of people tested.**

Reporting lab	Inconclusive	Negative	Positive	Percent positive	Total
INSPIRA MEDICAL CENTER VINELAND LAB		2	1	33%	3
DASCENA, INC			3	100%	3
MEDEXPRESS URGENT CARE - WHEELING		2	1	33%	3
CARESPOT-WELLINGTON			3	100%	3
URGENT DOC - URGENT CARE CLINIC			3	100%	3
ADVANCED HEART CARE OF SOUTH FLORIDA		3			3
NORTH DAKOTA DEPT OF HEALTH MICROBIOLOGY		1	2	67%	3
ORLANDO REGIONAL HEALTH SERVICES		1	2	67%	3
SIGNATURE CARE PFLUGERVILLE			3	100%	3
BAYCARE MEDICAL GROUP, INC		3			3
GRAND VILLA OF PALM COAST		3			3
MOULTRIE CREEK NURSING AND REHAB			3	100%	3
CVS TN2179POCT MURFREESBORO		3			3
PM PEDIATRICS OF SELDEN PLLC		3			3
WINDSOR WOODS REHAB & HEALTHCARE CTR		2	1	33%	3
OHIO CVS STORES		3			3
MINUTE CLINIC LLC # 2033		2	1	33%	3
MEDEXPRESS URGENT CARE-HERSHEY		2	1	33%	3
EMORY BENNETT VETERANS NURSING HOME		3			3
RIVER CITY MEDICAL ASSOCIATES INC			3	100%	3
MINUTECLINIC DIAGNOSTIC OF MICHIGAN, P		3			3
RHEA MEDICAL CENTER		3			3
CONSOLIDATED LABORATORY SERVICES			3	100%	3
RICHMOND CITY DEPARTMENT OF PUBLIC HEALTH			3	100%	3
SCIENTIFIC LABORATORY DIVISION			3	100%	3
FLORIDA GASTROENTEROLOGY ASSOCIATES PA		3			3
SUMNER REGIONAL MEDICAL CENTER		2	1	33%	3
CCRX OF NORTH CAROLINA, LLC		2	1	33%	3
THE OASIS BEACHSIDE		3			3
MEDEXPRESS URGENT CARE - WICHITA, S SENECA ST		1	2	67%	3
ELITE PRIMARY CARE OF WAYCROSS			3	100%	3
ST. LUKE'S HOSPITAL - BETHLEHEM CAMPUS		1	2	67%	3
MEDEXPRESS URGENT CARE-ARLINGTON		2	1	33%	3
MED FUSION			3	100%	3
GYN PATH SERVICES			3	100%	3
UNIVERSITY OF MIAMI / SCCC RESEARCH LABORATORY			3	100%	3
CVS IL8747POCT CHICAGO		3			3
CVS SC3838POCT ANDERSON		3			3
Englewood Health and Rehab			3	100%	3
MINUTECLINIC, LLC #7139		3			3
PROPATH			3	100%	3
OPTUM PRIMARY CARE - SILVER LAKES			3	100%	3
WYOMING DEPT OF HEALTH			3	100%	3
MORGAN STANLEY HEALTH CENTER		3			3
PREMIER FAMILY AND SPORTS MEDICINE		2	1	33%	3
MEDI STATION			3	100%	3

COVID-19: testing by laboratory

Data through Jan 28, 2021 verified as of Jan 29, 2021 at 09:25 AM

Data in this report are provisional and subject to change.

The numbers in the table below represent the number of Florida and non-Florida residents for whom test results were received by the Department of Health. A person can be tested by more than one laboratory and can have both positive and negative results. **Therefore, the sum of the numbers in each column will be larger than the total number of people tested.**

Reporting lab	Inconclusive	Negative	Positive	Percent positive	Total
SARASOTA MEDICAL CENTER			3	100%	3
VELOCITY CARE			3	100%	3
MEDEXPRESS URGENT CARE- FORT WORTH N T		3			3
DEACONESS HOSPITAL			3	100%	3
PRISMA HEALTH MIDLANDS			3	100%	3
WINDER NURSING INC DBA WINDER HEALTH CARE		3			3
MEADOWS AT CYPRESS GARDENS, THE		3			3
ROAN DRUG COMPANY LLC		3			3
MEDEXPRESS URGENT CARE - NORTH LITTLE		2	1	33%	3
MINUTECLINIC, LLC #5707		3			3
EXETER HOSPITAL		3			3
LINCOLN MEDICAL CENTER		3			3
LITTLE SPURS PEDIATRIC URGENT CARE		1	2	67%	3
FLAGLER FAMILY MEDICINE PA			3	100%	3
LONG ISLAND UNIVERSITY - POST CAMPUS		3			3
NORTH NAPLES HOSPITAL RESPIRATORY THERAPY DEPARTMENT			3	100%	3
LEWIS COUNTY MANOR		3			3
BAPTIST OUTPATIENT SERVICES			3	100%	3
MEDEXPRESS URGENT CARE MARTINSBURG		2	1	33%	3
TIFTON CARECONNECT URGENT CARE			3	100%	3
FLORIDA HOSPITAL PHYSICIANS GROUP		1	2	67%	3
MEDEXPRESS URGENT CARE GREENSBURG		2	1	33%	3
PLAINVIEW PRIMARY CARE		3			3
CFP PHYSICIANS GROUP			3	100%	3
BONITA PHARMACY		3			3
MINUTECLINIC DIAGNOSTIC MED GRP OF CA		3			3
PINELLAS POINT NURSING AND REHAB			3	100%	3
CVS RI1717POCT 1 CVS DR			3	100%	3
MINUTECLINIC DIAGNOSTIC OF RHODE ISLAN		3			3
CVS PA1671POCT LANCASTER		3			3
CVS OH3393POCT AURORA		2	1	33%	3
SUMMIT MEDICAL GROUP - WEST ORANGE		3			3
WELLMED AT APOLLO BEACH BLVD		1	2	67%	3
CVS TX7821POCT LEAGUE CITY		3			3
MINUTECLINIC, DIAGNOSTIC OF TEXAS, LL		3			3
MEDEXPRESS URGENT CARE - WILKES BARRE		2	1	33%	3
CULLMAN REGIONAL URGENT CARE		2	1	33%	3
IOWA DEPARTMENT OF PUBLIC HEALTH			3	100%	3
LISTENING DOCTOR PLLC, THE			3	100%	3
MICHIGAN HEALTH CLINIC LABORATORIES		2	1	33%	3
DOC PAM PA		2	1	33%	3
DACH MAIN LAB			3	100%	3
SCHIFF CENTER FOR LIVER DISEASES		1	2	67%	3
TUFTS MEDICAL CENTER			3	100%	3
CVS OH2543POCT CANFIELD		3			3
OHIO HEALTH DOCTORS HOSPITAL			3	100%	3

COVID-19: testing by laboratory

Data through Jan 28, 2021 verified as of Jan 29, 2021 at 09:25 AM

Data in this report are provisional and subject to change.

The numbers in the table below represent the number of Florida and non-Florida residents for whom test results were received by the Department of Health. A person can be tested by more than one laboratory and can have both positive and negative results. **Therefore, the sum of the numbers in each column will be larger than the total number of people tested.**

Reporting lab	Inconclusive	Negative	Positive	Percent positive	Total
MINUTECLINIC DIAGNOSTIC OF OHIO #3407		3			3
CAREWELL URGENT CARE			3	100%	3
IVY CREEK URGENT CARE OF ENTERPRISE			3	100%	3
HEALTHQUEST, INC		2	1	33%	3
PRINCETON BMC LABORATORY		3			3
MEDICAL UNIVERSITY SC HOSPITAL			3	100%	3
VIRGINIA DIVISION OF CONSOLIDATED LABORATORIES			3	100%	3
PROMPT CARE OF CENTRAL FLORIDA LLC			3	100%	3
NEOGENOMICS LABORATORIES, INC		3			3
UNIVERISTY OF MIAMI			3	100%	3
ALLIED PHYSICIANS GROUP PLLC		3			3
MINUTECLINIC LLC #5176			3	100%	3
MUNSON MEDICAL CENTER			3	100%	3
CAMPAZZI CONCIERGE MEDICAL SERVICES		2	1	33%	3
Bethany Health and Rehab		3			3
MINUTECLINIC, LLC, DBA MINUTECLINIC #6		3			3
NORTHWEST FLORIDA COMMUNITY HOSPITAL 3RD FLOOR		3			3
INDIANA STATE DEPARTMENT OF HEALTH LABORATORIES			3	100%	3
LIZS ADULT CARE		3			3
SAVANNAH COVE		3			3
MIAMI BEACH MEDICAL GROUP LLC			3	100%	3
WINTER PARK INTERNAL MEDICINE MD PA		2	1	33%	3
MERCY URGENT CARE			3	100%	3
PEDIATRICS BY THE SEA JOG RD OFFICE			3	100%	3
BRENTWOOD SENIOR LIVING AT ST PETE			3	100%	3
MINUTECLINIC, LLC #1431		2	1	33%	3
CVS OH6123POCT CINCINNATI		2	1	33%	3
CVS MINUTE CLINIC DIAGNOSTIC MED GRP OF CAL		3			3
MONTANA PUBLIC HEALTH LAB			3	100%	3
Greystone Health Care Center		3			3
WAL-MART STORES EAST LP		2	1	33%	3
CVS GA2147POCT KENNESAW		2	1	33%	3
HOUSTON METHODIST HOSPITAL			3	100%	3
GREATER MOBILE URGENT CARE - SPRINGHILL			3	100%	3
CVS SC7396POCT NORTH MYRTLE BEACH		3			3
Rutgers Health Rwj University Hospital - Laboratory		2	1	33%	3
SUNRISE SENIOR LIVING OF JACKSONVILLE			3	100%	3
GAINESVILLE PEDIATRIC ASSOCIATES			3	100%	3
BROOME COUNTY HEALTH DEPARTMENT		2	1	33%	3
ALLIANCE LABS @LRMC			3	100%	3
FOX FAMILY PRACTICE		3			3
TMH PHYSICIAN PARTNERS SOUTHWOOD			3	100%	3
CULLMAN REGIONAL MEDICAL CENTER		2	1	33%	3
ST. PETERSBURG PEDIATRICS- 38TH AVENUE			3	100%	3
MAINE DEPARTMENT OF HEALTH AND HUMAN SERVICES			3	100%	3
TREASURE COAST PEDIATRICS PA			3	100%	3

COVID-19: testing by laboratory

Data through Jan 28, 2021 verified as of Jan 29, 2021 at 09:25 AM

Data in this report are provisional and subject to change.

The numbers in the table below represent the number of Florida and non-Florida residents for whom test results were received by the Department of Health. A person can be tested by more than one laboratory and can have both positive and negative results. **Therefore, the sum of the numbers in each column will be larger than the total number of people tested.**

Reporting lab	Inconclusive	Negative	Positive	Percent positive	Total
MEDEXPRESS URGENT CARE-SCOTT TOWNSHIP		3			3
TRUE HEALTH - LAKE UNDERHILL		3			3
UNIVERSITY OF KANSAS MEDICAL CENTER			3	100%	3
MEDEXPRESS URGENT CARE, BELLE VERNON		3			3
SV DIAGNOSTIC LAB			3	100%	3
Magnolia Health and Rehab Center			3	100%	3
FLORIDA HOSPITAL LABORATORIES		3			3
MEDEXPRESS-HOUSTON EAST FWY		1	2	67%	3
GARCIA MORALES NELSON			3	100%	3
NOVANT HEALTH PRESBYTERIAN		2	1	33%	3
LOUISIANA DEPT. OF HEALTH AND HOSPITALS-INFECTIOUS DISEASE EPI SECTION			3	100%	3
MEDEXPRESS URGENT CARE - TULSA, S YALE AVE		3			3
APEX CLINICAL LABORATORIES INC		3			3
HARBORCHASE OF STUART			3	100%	3
Village on the Green			3	100%	3
SUN TERRACE HEALTH CARE CENTER			3	100%	3
MONROE COUNTY FIRE RESCUE		3			3
REELFOOT FAMILY WALK IN CLINIC		2	1	33%	3
BETH ISRAEL MEDICAL CENTER LABS		3			3
MEDLAB INC		3			3
Wynfield Park Health and Rehabilitation		3			3
ACL LABORATORIES INDUSTRIAL TOXICOLOGY			3	100%	3
TULANE MEDICAL CENTER			2	100%	2
AUSTIN REGIONAL CLINIC MICROBIOLOGY LAB			2	100%	2
ARCPPOINT LABS OF ALTAMONTE SPRINGS			2	100%	2
CVS IL3163POCT OAK PARK		2			2
MORRISTOWN MEMORIAL HOSPITAL		2			2
BAYLOR SCOTT & WHITE COMPREHENSIVE WOUND			2	100%	2
MEDEXPRESS URGENT CARE-WILKINS TOWNSHIP, WILLIAM PENN HIGHWAY		2			2
MINUTECLINIC DIAG OF IND, LLC #6648		1	1	50%	2
WHITE EARTH IHS MAIN LAB		2			2
LAKEVIEW HEALTHCARE SYSTEM LLC			2	100%	2
MEMORIAL HERMANN			2	100%	2
OURMED		2			2
SOMA MEDICAL CENTER PA #4			2	100%	2
MANASOTA PEDIATRICS			2	100%	2
TWELVE OAKS RECOVERY CENTER			2	100%	2
CARE NOW, INC			2	100%	2
BAYMEADOWS PRIMARY CARE		2			2
Alden Terrace of McHenry			2	100%	2
RENFREW CENTERS INC		2			2
CERTIVIA LABORATORIES			2	100%	2
BROOKDALE ALTAMONTE SPRINGS			2	100%	2
HEALTH FIRST MEDICAL GROUP			2	100%	2
JUPITER INTERNAL MEDICINE AND ASSOCIATES			2	100%	2
COASTAL MEDICAL LAB			2	100%	2

COVID-19: testing by laboratory

Data through Jan 28, 2021 verified as of Jan 29, 2021 at 09:25 AM

Data in this report are provisional and subject to change.

The numbers in the table below represent the number of Florida and non-Florida residents for whom test results were received by the Department of Health. A person can be tested by more than one laboratory and can have both positive and negative results. **Therefore, the sum of the numbers in each column will be larger than the total number of people tested.**

Reporting lab	Inconclusive	Negative	Positive	Percent positive	Total
FLORIDA DEPARTMENT OF HEALTH (FDOH)			2	100%	2
Jackson Health Care Facility			2	100%	2
FLORIDA DEPARTMENT OF HEALTH IN ALACHUA COUNTY -			2	100%	2
DASCENA LAB			2	100%	2
CVS PA813POCT RICHBORO		2			2
MINUTE CLINIC INCORPORATE		2			2
AFTER HOURS PEDS			2	100%	2
ASPIRUS RIVERVIEW HOSPITAL & CLINICS INC		1	1	50%	2
COOK HOSPITAL AND CARE CENTER		1	1	50%	2
Warren Center for Rehabilitation and Nursing		2			2
THE RIM URGENT CARE			2	100%	2
CVS NY491POCT JACKSON HEIGHTS		2			2
WINCHESTER MEDICAL CENTER			2	100%	2
VIRGINIA DEPT OF HEALTH OFFICE OF EPIDEMIOLOGY			2	100%	2
CITY OF NEW YORK DEPARTMENT OF HEALTH			2	100%	2
PATIENT FIRST MEDICAL CENTER-CARYTOWN			2	100%	2
Macon Valley Nursing and Rehabilitation Center		2			2
AKRON GENERAL MEDICAL CENTER MAIN		2			2
MEDEXPRESS URGENT CARE - BRIDGEVILLE		2			2
GERM BUSTERS 911 LLC			2	100%	2
LOWELL GENERAL HOSPITAL			2	100%	2
MINUTECLINIC DIAGNOSTIC OF OHIO #2964		2			2
CORNERSTONE MEDICAL CARE OF BRANDON		2			2
GILCHRIST COUNTY FIRE DEPARTMENT			2	100%	2
ADVANCED MEDICAL OF FLORIDA			2	100%	2
AFC PHYSICIANS OF FLORIDA, PA			2	100%	2
MINUTE CLINIC DIAGNOSTIC OF VIRGINIA, LLC #1905		2			2
RAPID RESULT CORP LLC		1	1	50%	2
SCDHEC BUREAU OF LABORATORIES			2	100%	2
BAYSIDE URGENT CARE CENTER INC			2	100%	2
EMORY UNIVERSITY HOSPITAL			2	100%	2
CRUC CMCH-COVID-19		2			2
BAYCARE OUTREACH LAB			2	100%	2
UK HEALTHCARE			2	100%	2
KIVA AT MOUNT DORA			2	100%	2
Kroger 020 - The Little Clinic Wheat Ridge		2			2
BRIGHAM AND WOMEN'S HOSPITAL			2	100%	2
YOUTH AND YOU, INC		2			2
FIRST PREVENTION AND DIALYSIS CENTER LLC			2	100%	2
COVANCE			2	100%	2
Kroger 619 - The Little Clinic Hendersonville Indian Lake		2			2
MINUTECLINIC, LLC (CLINIC 10928)		2			2
TRUE HEALTH INC			2	100%	2
MASSACHUSETTS DEPARTMENT OF HEALTH			2	100%	2
SIGNATURE HEALTHCARE OF MIDDLEBURG		2			2
SWEETWATER NURSING CENTER		2			2

COVID-19: testing by laboratory

Data through Jan 28, 2021 verified as of Jan 29, 2021 at 09:25 AM

Data in this report are provisional and subject to change.

The numbers in the table below represent the number of Florida and non-Florida residents for whom test results were received by the Department of Health. A person can be tested by more than one laboratory and can have both positive and negative results. **Therefore, the sum of the numbers in each column will be larger than the total number of people tested.**

Reporting lab	Inconclusive	Negative	Positive	Percent positive	Total
MEDICAL CITY DALLAS HOSPITAL			2	100%	2
HARRINGTON PARK HEALTH AND REHAB		2			2
MARCO ISLAND MEDICAL CENTER			2	100%	2
ENVOY OF FORK UNION, LLC DBA ENVOY AT THE VILLAGE		2			2
CHESTERFIELD HEALTHCARE GROUP, INC		2			2
GRACE HEALTHCARE OF LAKE WALES		1	1	50%	2
VILLA HEALTH NH LLC			2	100%	2
CONEMAUGH MEMORIAL MEDICAL CENTER		2			2
ADVENTHEALTH MEDICAL GROUP FAMILY MEDICINE AT RDV		2			2
ACCESS RECOVERY SOLUTIONS LLC			2	100%	2
BEECHTREE MOLECULAR LAB LLC			2	100%	2
Avanti Wellness and Rehab			2	100%	2
ALASKA PUBLIC HEALTH LAB		1	1	50%	2
MINUTECLINIC DIAGNOSTIC, PA #10252		2			2
KAILOS GENETICS INC			2	100%	2
PHYSICIANS CARE INC		1	1	50%	2
FAMILY CARE SPECIALISTS OF ORLANDO			2	100%	2
NEW BRIDGE MEDICAL CENTER		2			2
SHELL POINT HOME HEALTH			2	100%	2
MERCY HOSPITAL			2	100%	2
MINUTECLINIC DIAGNOSTIC OF NORTH CARO		2			2
VOLUNTEERS OF AMERICA OF FLORIDA			2	100%	2
HAWAII DEPARTMENT OF HEALTH			2	100%	2
WALKONCLINIC			2	100%	2
MINUTECLINIC DIAGNOSTIC OF TN, PC 6304		1	1	50%	2
DAYTON CHILDRENS HOSPITAL LAB			2	100%	2
FLORIDA MEDICAL CLINIC CARDIOLOGY-ZH			2	100%	2
VELOCITY URGENT CARE			2	100%	2
CVS PA7132POCT THORNDALE		2			2
CVS NC5591POCT STATESVILLE		1	1	50%	2
FLAGLER PROFESSIONAL HEALTH CAE SERVICES INC		2			2
MINUTECLINIC DIAG OF IND LLC #1367		2			2
LAWRENCE GENERAL HOSPITAL			2	100%	2
MEDEXPRESS URGENT CARE - LEDGEWOOD		2			2
JUPITER MEDICAL CENTER PHYSICIANS GROUP, INC			2	100%	2
MEDEXPRESS - WILMINGTON CONCORD PIKE		2			2
OELWEIN HEALTH CARE CENTER		2			2
Kroger 426 - The Little Clinic Suwanee		2			2
POMONA VALLEY COMMUNITY HOSPITAL			2	100%	2
INTERNAL MEDICINE & PEDIATRICS WELLNESS CENTER			2	100%	2
Lenox on the Lake			2	100%	2
SANTA ROSA COUNTY HEALTH DEPARTMENT			2	100%	2
SPECTRUM HEALTH			2	100%	2
MISSION HOSPITAL REGIONAL MEDICAL CENTER			2	100%	2
HOPE HEALTH CARE, LLC		2			2
OAKBRIDGE TERRACE AT SAE			2	100%	2

COVID-19: testing by laboratory

Data through Jan 28, 2021 verified as of Jan 29, 2021 at 09:25 AM

Data in this report are provisional and subject to change.

The numbers in the table below represent the number of Florida and non-Florida residents for whom test results were received by the Department of Health. A person can be tested by more than one laboratory and can have both positive and negative results. **Therefore, the sum of the numbers in each column will be larger than the total number of people tested.**

Reporting lab	Inconclusive	Negative	Positive	Percent positive	Total
NEBRASKA MEDICAL CENTER			2	100%	2
MINUTE-CLINIC DIAGNOSTIC OF VIRGINIA,		2			2
JUST BELIEVE RECOVERY CENTER			2	100%	2
LIFETIME FAMILY URGENT CARE			2	100%	2
RIVERVIEW MEDICAL CLINIC		2			2
EXCEPTIONAL EMERGENCY CENTER - AMARILLO			2	100%	2
AMERICAN HEALTH ASSOC. LABORATORY SOUTH			2	100%	2
MINUTECLINIC MINUTECLINIC #921		2			2
UC CORAL GABLES			2	100%	2
SOUTHEAST GEORGIA HEALTH SYSTEM			2	100%	2
Van Wert Manor		2			2
UTMB PATHOLOGY CLINICAL SERVICES LABORATORY			2	100%	2
COVID TESTING LLC			2	100%	2
CVS NC6402POCT DAVIDSON		1	1	50%	2
MEDEXPRESS URGENT CARE, LANCASTER WEST		1	1	50%	2
Gracemore Nursing and Rehab		2			2
ORMOND BEACH URGENT CARE			2	100%	2
Elba Nursing and Rehabilitation Center, LLC		2			2
CVS M08555POCT KANSAS CITY		2			2
LIFT HEALTH		2			2
INTERMOUNTAIN MEDICAL CENTER			2	100%	2
SARASOTA IMMEDIATE CARE			2	100%	2
BERGEN NEW BRIDGE M		2			2
MERCY HEALTH LAB		1	1	50%	2
GENETIC ASSAYS INC			2	100%	2
ADVENTHEALTH IMAGING PARTIN SETTLEMENT			2	100%	2
SUNCOAST BLOOD BANK			2	100%	2
VALLEY MEDICAL LABORATORY			2	100%	2
HARBORCHASE OF GAINESVILLE			2	100%	2
MINUTECLINIC, LLC #1452		2			2
MONICE DR.			2	100%	2
Kroger 745 - The Little Clinic Somerset		2			2
PUBLIC HEALTH LABORATORY	1		1	50%	2
IN & OUT URGENT CARE METAIRIE			2	100%	2
MEDEXPRESS URGENT CARE - LINCOLN N 26T		2			2
VANAYER HEALTHCARE AND REHAB CENTER		2			2
BOND COMMUNITY HEALTH CENTER			2	100%	2
KINGS BAY PEDIATRICS LLC			2	100%	2
GIGI WOOD DAVIS DO-FAMILY MEDICINE		2			2
CAREWELL JW - WORCESTER LNC			2	100%	2
SUPERIOR RESIDENCES OF CLERMONT		2			2
NATIONAL JEWISH HEALTH			2	100%	2
MIDDLE TENN MENTAL HEALTH INSTITUTE		2			2
ACCESS LABORATORIES LLC			2	100%	2
REELFOOT FAMILY WALK IN CLINIC - TIPT		2			2
WISCONSIN STATE LABORATORY OF HYGIENE		1	1	50%	2

COVID-19: testing by laboratory

Data through Jan 28, 2021 verified as of Jan 29, 2021 at 09:25 AM

Data in this report are provisional and subject to change.

The numbers in the table below represent the number of Florida and non-Florida residents for whom test results were received by the Department of Health. A person can be tested by more than one laboratory and can have both positive and negative results. **Therefore, the sum of the numbers in each column will be larger than the total number of people tested.**

Reporting lab	Inconclusive	Negative	Positive	Percent positive	Total
STUART SURGERY CENTER, LLC			2	100%	2
CVS NC7588POCT ASHEVILLE		2			2
MINUTECLINIC DIAG OF IND LLC #1138		1	1	50%	2
PRECISION CLINICAL RESEARCH			2	100%	2
DELAWARE DIAGNOSTICS LABS			2	100%	2
BROOKS -TLC HOSPITAL SYSTEM			2	100%	2
BAYSTATE MEDICAL CENTER		1	1	50%	2
FKC AMELIA ISLAND DIALYSIS			2	100%	2
THE FOUNTAIN AT BOCA CIEGA BAY		2			2
MINUTECLINIC, LLC #07852		2			2
CVS OH6149POCT UPPER ARLINGTON		1	1	50%	2
SUPER HEALTH PHARMACY LLC		2			2
STARR CITY OF ROMA COMMUNITY CENTER			2	100%	2
Cedar Valley Nursing & Rehab Center		2			2
PINECREST PEDIATRICS GROUP LLC			2	100%	2
SPRINGFIELD HOSPITAL LABORATORY			2	100%	2
MINUTECLINIC DIAGNOSTIC PA #7110		2			2
TRINITAS REGIONAL MEDICAL CENTER		1	1	50%	2
CONWAY MEDICAL CENTER			2	100%	2
NEMOURS CHILDREN'S PRIMARY CARE THE VILLAGES		2			2
CREATIVE HEALTH CENTER			2	100%	2
MEMORIAL HOSPITAL OF CARBONDALE			2	100%	2
MEDEXPRESS URGENT CARE-SELINGSGROVE		2			2
NORTHEAST PEDIATRICS			2	100%	2
Kroger 627 - The Little Clinic Castleberry		1	1	50%	2
GALEN BAYLOR EXTENSION		2			2
LEXINGTON PLACE			2	100%	2
PM PEDIATRICS OF BAYSIDE PLLC - HOPEWELL JUNCTION		2			2
URGENT CARE AND SURGERY CENTER			2	100%	2
MIDDLEBURG PEDIATRICS			2	100%	2
EXPRESS CARE OF THE SHOALS		1	1	50%	2
STARR COUNTY MEMORIAL HOSPITAL			2	100%	2
THOMASVILLE REGIONAL MEDICAL CENTER		2			2
FLORIDA MEDICAL CENTER OF CLEARWATER		2			2
BLACKWATER RIVER			2	100%	2
MINUTECLINIC DIAGNOSTIC PA #3344		2			2
MEDEXPRESS URGENT CARE- COLUMBIA HEIGH		2			2
SOUTHSIDE FAMILY MEDICAL		2			2
CLEVELAND CLINIC IMAGING			2	100%	2
CVS MINUTE CLINIC DIAGNOSTIC OF TN #3293		2			2
JOHN D. ARCHBOLD MEM. HOSPITAL			2	100%	2
SWEDISH COVENANT HOSPITAL			2	100%	2
MEDEXPRESS URGENT CARE - EAST BRUNSWICK		2			2
CENTRAL FLORIDA FAMILY HEALTH CENTER		2			2
MEDEXPRESS URGENT CARE - OMAHA N 72 ST		2			2
VA PRIMARY CARE ANNEX			2	100%	2

COVID-19: testing by laboratory

Data through Jan 28, 2021 verified as of Jan 29, 2021 at 09:25 AM

Data in this report are provisional and subject to change.

The numbers in the table below represent the number of Florida and non-Florida residents for whom test results were received by the Department of Health. A person can be tested by more than one laboratory and can have both positive and negative results. **Therefore, the sum of the numbers in each column will be larger than the total number of people tested.**

Reporting lab	Inconclusive	Negative	Positive	Percent positive	Total
NEMOURS CHILDRENS PRIMARY CARE			2	100%	2
STPET		1	1	50%	2
AFFORDABLE PRIMARY CARE LLC		2			2
AMERICAN MEDICAL LABORATORIES			2	100%	2
LACORP		1	1	50%	2
ASHLEY PEDIATRICS			2	100%	2
BAPTIST HEALTHCARE - LAKEVIEW CENTER INC		2			2
PruittHealth Lakehaven		2			2
MARQUESA MEDICAL		2			2
BAYLOR COLLEGE OF MEDICINE			2	100%	2
JEFFERSON WASHINGTON TOWNSHIP HOSPITAL		2			2
ORLANDO LUTHERAN TOWERS		1	1	50%	2
MEDEXPRESS URGENT CARE - WEST ST PAUL, ROBERT ST S		2			2
Heartland Healthcare Center Boca Raton			2	100%	2
ADVICE FOR OPTIMAL WELLNESS			2	100%	2
MINUTE CLINIC DIAGNOSTIC OF VIRGINIA, LLC #7543		2			2
GEISINGER MEDICAL CENTER		2			2
MINUTE CLINIC LLC #6765		2			2
Lake Charles Healthcare LLC dba Landmark Lake Charles			2	100%	2
LILY PHARMACY		2			2
MINUTECLINIC DIAG OF IND, LLC #5369		1	1	50%	2
VITAL CARE CLINIC, LLC			2	100%	2
FLORIDA DEPARTMENT OF HEALTH IN LEE COUNTY		1	1	50%	2
MEDEXPRESS URGENT CARE, HERMITAGE		1	1	50%	2
Good Samaritan Society-Blackduck		1	1	50%	2
Luther Acres Manor		2			2
MID-FLORIDA PATHOLOGY LLC - MOBILE UNIT # 3			2	100%	2
NOT GIVEN		1	1	50%	2
EDGEWATER RETIREMENT MANOR			2	100%	2
SOUTH BEND MEDICAL FOUNDATION			2	100%	2
FLORIDA DEPARTMENT OF HEALTH IN ESCAMBIA COUNTY		1	1	50%	2
NEW YORK STATE DEPARTMENT OF HEALTH		1	1	50%	2
MEDLOGIC, LLC		2			2
MEDEXPRESS URGENT CARE - SOUTH CHARLESTON		2			2
SCIENTIFIC LABORATORY COMPANY		2			2
CVS MO10151POCT SPRINGFIELD		1	1	50%	2
POPLAR HEALTHCARE			2	100%	2
BROOKDALE LAKE MARY			2	100%	2
GOUVERNEUR HOSPITAL LABORATORY		2			2
UNIVERSITY OF MISSOURI HEALTH CARE			2	100%	2
HOME ACCESS HEALTH			2	100%	2
CVS NC4165POCT BREVARD			2	100%	2
STATCARE URGENT AND WALK-IN			2	100%	2
MINUTE CLINIC DIAGNOSTIC MED GRP		2			2
CLINICA HISPANIA			2	100%	2
SKIPPACK MEDICAL LAB			2	100%	2

COVID-19: testing by laboratory

Data through Jan 28, 2021 verified as of Jan 29, 2021 at 09:25 AM

Data in this report are provisional and subject to change.

The numbers in the table below represent the number of Florida and non-Florida residents for whom test results were received by the Department of Health. A person can be tested by more than one laboratory and can have both positive and negative results. **Therefore, the sum of the numbers in each column will be larger than the total number of people tested.**

Reporting lab	Inconclusive	Negative	Positive	Percent positive	Total
Parkridge Specialty Care		2			2
PALM MEDICAL CENTER - PLANT CITY		2			2
ADVOCATE SHERMAN HOSPITAL			2	100%	2
JULIE STAATS DO		2			2
NATIONWIDE LABORATORY SERVICES		1	1	50%	2
NDX-CORE LAB			2	100%	2
CLINICAL CARE ASSOCIATES, INC			2	100%	2
JOHNSON CITY MEDICAL CENTER		1	1	50%	2
HALIFAX HEALTH CARE FOR WOMEN		2			2
DALLAS VA MEDICAL CENTER - VA NORTH TEXAS HEALTH CARE SYSTEM			2	100%	2
87TH MEDICAL GROUP – MCGUIRE AMBULATORY CARE FACILITY		2			2
SOUTHERN TENNESSEE MEDICAL CENTER			2	100%	2
NASSAU UNIVERSITY MEDICAL CENTER DEPT		1	1	50%	2
Kroger 739 - The Little Clinic La Grange Road		2			2
STATE OF FLORIDA			2	100%	2
FAMILY FIRST PEDIATRICS			2	100%	2
MEDEXPRESS URGENT CARE- ALLISON PARK		1	1	50%	2
MEDEXPRESS - WILMINGTON KIRKWOOD HIGHWAY		2			2
OSF ST JOSEPH MEDICAL CENTER			2	100%	2
INTERNAL MEDICINE ASSOCIATES-DUNELLON			2	100%	2
FLORIDA PRIMARY CARE AND SPORTS MEDICINE INC			2	100%	2
ST VINCENTS AMBULATORY CARE INC DBA			2	100%	2
SANIBEL MEDICAL CLINIC			2	100%	2
FLORIDA CLINICAL LABORATORY INC			2	100%	2
MD NOW URGENT CARE CENTER INC.			2	100%	2
MEDEXPRESS URGENT CARE - LINCOLN VILLA		2			2
CVS IN6713POCT BLOOMINGTON		2			2
TMH EC NORTHEAST LABORATORY			2	100%	2
CROSSROADS URGENT CARE DBA URGENT TEA		2			2
PENSACOLA MEDICAL CLINIC LLC			2	100%	2
BOONES CREEK URGENT CARE		1	1	50%	2
ARTHREX MEDICAL CENTER EAST			2	100%	2
CLEAR LAKE REGIONAL MEDICAL CENTER			2	100%	2
CVS MINUTE CLINIC DIAGNOSTIC OF KANSAS, PA		2			2
CLEARWATER PAIN MANAGEMENT ASSOCIATES			2	100%	2
ACN PHYSICIANS GROUP CORP			2	100%	2
FLORIDA PRIMARY CARE CENTER PA		2			2
MAGNOLIA ADULT, LLC			2	100%	2
MEDEXPRESS URGENT CARE - JEANNETTE		2			2
RCA LABORATORY SERVICES LLC			2	100%	2
NORTON IMMEDIATE CARE CENTER - PRESTON			2	100%	2
PALM BAY COMMUNITY OUTPATIENT CLINIC		2			2
HOLY FAMILY MEDICAL CENTER		1	1	50%	2
ADVANCE FAMILY PRACTICE LLC			2	100%	2
UNIVERSITY HOSPITAL OF BROOKLYN		2			2
BLUETAIL MEDICAL GROUP, LLC		1	1	50%	2

COVID-19: testing by laboratory

Data through Jan 28, 2021 verified as of Jan 29, 2021 at 09:25 AM

Data in this report are provisional and subject to change.

The numbers in the table below represent the number of Florida and non-Florida residents for whom test results were received by the Department of Health. A person can be tested by more than one laboratory and can have both positive and negative results. **Therefore, the sum of the numbers in each column will be larger than the total number of people tested.**

Reporting lab	Inconclusive	Negative	Positive	Percent positive	Total
SUNBRIDGE CARE & REHAB FOR DECATUR		2			2
US LABS		2			2
NAVAL BRANCH MEDICAL CLINIC			2	100%	2
SINAI PLAZA NURSING AND REHAB CENTER			2	100%	2
RIGHT AT HOME			2	100%	2
PRECISION DIAGNOSTIC INC		2			2
LEHIGH MEDICAL AND RESEARCH CENTER, INC			2	100%	2
MED EXPRESS URGENT CARE PC - MARYLAND		2			2
UT AUSTIN UNIVERSITY HEALTH SERVICES			2	100%	2
RIVERSIDE METHODIST HOSPITAL LAB			2	100%	2
CVS MO5655POCT LIBERTY			2	100%	2
SPRINGHILL SENIOR RESIDENCE		2			2
MINUTECLINIC, LLC #1492		2			2
EXPEDIAN URGENT CARE			2	100%	2
BOSTON PUBLIC HEALTH COMMISSION			2	100%	2
GULF COAST MEDICAL CENTER RESPIRATORY CARE			2	100%	2
INDUSTRY LAB DIAGNOSTIC PARTNERS			2	100%	2
CLINICAL PATHOLOGY LABORATORIES			2	100%	2
ONE MEDICAL GROUP		1	1	50%	2
FLORIDA MEDICAL CLINIC -INTERNAL MED DADE CITY			2	100%	2
DELAWARE PUBLIC HEALTH LABORATORY			2	100%	2
Workmens Circle Multicare Center		2			2
HEARTLAND HOME HEALTH CARE		2			2
MINUTECLINIC #8760		2			2
WALGREENS #05477		2			2
Robert Cranfield			2	100%	2
UT PATH			2	100%	2
Great Lakes Health Center			2	100%	2
MCLAREN REGIONAL MEDICAL CENTER			2	100%	2
MURFREESBORO MEDICAL CLINIC		2			2
TMH PHYSICIAN PARTNERS MONTICELLO		1	1	50%	2
SOUTHERN BREEZE HEALTHCARE		1	1	50%	2
DEPT OF HEALTH			2	100%	2
UNIVERSITY HOSPITALS OF CLEVELAND			2	100%	2
FEDERAL CORRECTIONAL INSTITUTION MARIANNA			2	100%	2
MEDEXPRESS URGENT CARE - SPRINGDALE, S 40TH STREET		2			2
JACKSON LABORATORY OF GENOMIC MEDICINE		2			2
JRS LABORATORY			2	100%	2
ORANGE COUNTY HEALTH DEPARTMENT		1	1	50%	2
WHITESANDS OUTPATIENT TREATMENT		2			2
CVS HEALTH, #1994		1	1	50%	2
MARTIN MEDICAL CENTER INC		1	1	50%	2
Iron County Medical Care Facility		2			2
BERGEN COUNTY SURGICAL AND ENDOSCOPY CENTER		2			2
AZALEA HEALTH AND REHABILITATION		2			2
TENNESSEE VALLEY HCS			2	100%	2

COVID-19: testing by laboratory

Data through Jan 28, 2021 verified as of Jan 29, 2021 at 09:25 AM

Data in this report are provisional and subject to change.

The numbers in the table below represent the number of Florida and non-Florida residents for whom test results were received by the Department of Health. A person can be tested by more than one laboratory and can have both positive and negative results. **Therefore, the sum of the numbers in each column will be larger than the total number of people tested.**

Reporting lab	Inconclusive	Negative	Positive	Percent positive	Total
ST CHARLES BEND LABORATORY		1	1	50%	2
CVS TX1104POCT ALLEN		2			2
CVS NJ837POCT MARLTON		2			2
SPECTRA LABS		1	1	50%	2
BRITO MEDICAL CENTER			2	100%	2
ASSOCIATES IN UROGYNECOLOGY MD LLC		2			2
SOUTHERN SURGICAL ARTS		2			2
COL CROSSROAD		1	1	50%	2
AMI ST FRANCIS HOSPITAL LABORATORY		1	1	50%	2
WOMENS CARE FLORIDA LLC-LABORATORY		2			2
MARTHA A PRICE MD PA		1	1	50%	2
MINUTECLINIC, DIAGNOSTIC OF TEXAS, LLC		2			2
WEST COAST PEDIATRICS			2	100%	2
UWMC MONTLAKE DEPT OF LAB MED			2	100%	2
MAWD PATHOLOGY GROUP			2	100%	2
PALM CITY NURSING AND REHAB CENTER			2	100%	2
ROCKWALL URGENT CARE			2	100%	2
INFINITI LABS INC			2	100%	2
Walgreens #10207		2			2
COMMUNITY PHYSICIANS OF NORTH PORT PA			2	100%	2
GINKGO-IXLAYER		2			2
MID-FLORIDA HEMATOLOGY AND ONCOLOGY CENTERS		2			2
CPL LABS			2	100%	2
ATLANTIC SURGERY CENTER OF JACKSONVILLE BEACH		2			2
SOUTH DAKOTA DEPARTMENT OF HEALTH		2			2
PINARD HOME HEALTH SERVICES INC			2	100%	2
A+ URGENT/PRIMARY CARE			2	100%	2
HIGHLANDS COUNTY FIRE RESCUE		2			2
TAMPA INTERNATIONAL AIRPORT			2	100%	2
CVS MINUTE CLINIC DIAGNOSTIC MED GRP		2			2
MIDWAY PRIMARY CARE LLC		2			2
PANCARE HEALTH - FRANKLIN CO			2	100%	2
MINUTECLINIC DIAGNOSTIC OF OHIO #6192		2			2
CENTURY LINK SPORTS COMPLEX			2	100%	2
ROCKEFELLER UNIVERSITY CLINICAL GENOMICS LABORATOR		2			2
CATHOLIC HEALTH LABORATORY SERVICES		2			2
Kroger 571 - The Little Clinic Hendersonville		1	1	50%	2
CVS NY549POCT RIDGEWOOD		1	1	50%	2
HEALTH EXPRESS URGENT CARE			2	100%	2
U OF MIAMI MILLER SCHOOL OF MEDICINE			2	100%	2
BFT LAB			2	100%	2
CVS IL7017POCT BLOOMINGTON		2			2
MENORAH MANOR			2	100%	2
MINUTE CLINIC LLC #0169		2			2
MEDEXPRESS URGENT CARE FOX CHAPEL		2			2
LIFESPRING COMMUNITY HEALTH		2			2

COVID-19: testing by laboratory

Data through Jan 28, 2021 verified as of Jan 29, 2021 at 09:25 AM

Data in this report are provisional and subject to change.

The numbers in the table below represent the number of Florida and non-Florida residents for whom test results were received by the Department of Health. A person can be tested by more than one laboratory and can have both positive and negative results. **Therefore, the sum of the numbers in each column will be larger than the total number of people tested.**

Reporting lab	Inconclusive	Negative	Positive	Percent positive	Total
CHNJ		2			2
PANCARE HEALTH - SNEADS ELEMENTARY			2	100%	2
CARENOW LENEXA			2	100%	2
Manorcare Health Services West Reading North		2			2
MINUTECLINIC DIAG OF IND, LLC #6553		2			2
MINUTECLINIC DIAGNOSTICS OF IND LLC		1	1	50%	2
NONA PEDIATRIC CENTER			2	100%	2
CVS TX10140POCT THE WOODLANDS		2			2
Huntington Health Care and Rehabilitation Center		2			2
UNIVERSTIY OF ILLINOIS HOSPITAL			2	100%	2
ST. JOSEPH REGIONAL MEDICAL CENTER			2	100%	2
HANOVER ENDOSCOPY CENTER		2			2
COMMUNITY HEALTH CENTERS INC			2	100%	2
STARMED FAMILY & URGENT CARE			2	100%	2
MINUTE CLINIC LLC #4017		2			2
MINUTECLINIC 7196		2			2
ANDERSON COUNTY HOSPITAL			2	100%	2
VA OUTPATIENT PHARMACY			2	100%	2
SYLVAN NURSING			2	100%	2
MINUTECLINIC DIAG OF IND, LLC #8645		2			2
WELL HEALTH LABS			2	100%	2
MIAMI BEACH MEDICAL GROUP			2	100%	2
UW HOSPITAL AND CLINICS		1	1	50%	2
BMC/JACSONVILLE		1	1	50%	2
CVS AZ5891POCT GILBERT		1	1	50%	2
POINT OF CARE PRIVATE HEALTH MANAGEMENT			2	100%	2
BAPTIST HOSPITAL OF MIAMI MCI BROWARD LABORATORY			2	100%	2
AGILE URGENT CARE			2	100%	2
GULF COAST REGIONAL MEDICAL CARE		2			2
MINUTECLINIC DIAG OF IND, LLC #6908		2			2
WILSON MEMORIAL HOSPITAL			2	100%	2
ALL PEDIATRIC CARE PA			2	100%	2
MEDICAL CENTER LABORATORY			2	100%	2
MIDNIGHT MEDICINE			2	100%	2
ELMHURST MEMORIAL HOSPITAL			2	100%	2
JOHNNIE RUTH CLARKE LAB			2	100%	2
WHOLE CHILD PEDIATRICS			2	100%	2
TALLAHASSEE MEMORIAL HEALTHCARE FAMILY MED RESIDENCY			2	100%	2
CVS PA5241POCT CHALFONT		2			2
Kroger 853 - The Little Clinic East Broad Street		2			2
SOUTH FLORIDA PEDIATRIC PARTNERS			2	100%	2
ASCENSION ST VINCENT'S RIVERSIDE			2	100%	2
MINUTE CLINIC DIAGNOSTIC OF KANSAS PA		2			2
PEDIATRICS IN NORTH FLORIDA PA			2	100%	2
HOUSTON HEALTH DEPARTMENT - BUREAU OF LABORATORY SERVICES			2	100%	2
AMEDISYS HOME HEALTH OF GREENVILLE			2	100%	2

COVID-19: testing by laboratory

Data through Jan 28, 2021 verified as of Jan 29, 2021 at 09:25 AM

Data in this report are provisional and subject to change.

The numbers in the table below represent the number of Florida and non-Florida residents for whom test results were received by the Department of Health. A person can be tested by more than one laboratory and can have both positive and negative results. **Therefore, the sum of the numbers in each column will be larger than the total number of people tested.**

Reporting lab	Inconclusive	Negative	Positive	Percent positive	Total
FL DEPT OF HEALTH MARION COUNTY MOBILE HEALTH UNIT			2	100%	2
ADVENT HEALTH CENTRAL TEXAS		1	1	50%	2
MINUTE CLINIC LLC #10203		2			2
ASCENSION ST MICHAEL'S HOSPITAL LAB		1	1	50%	2
CVS TN7698POCT KNOXVILLE		2			2
ILLINOIS DEPT OF PUBLIC HEALTH LABS			2	100%	2
STOP URGENT CARE			2	100%	2
MANSFIELD MEDICAL LODGE			2	100%	2
EAST NAPLES PEDIATRICS			2	100%	2
MOBILE COUNTY HEALTH DEPARTMENT		1	1	50%	2
Iowa Veterans Home		2			2
SYNEOS HEALTH			2	100%	2
BAPTIST HOSPITAL EMPLOYEE HEALTH OFF			2	100%	2
POMERENE HOSPITAL			2	100%	2
MINUTECLINIC DIAGNOSTIC OF PA LLC		2			2
NORTHWELL HEALTH			2	100%	2
Kroger 125 - The Little Clinic Castle Rock		2			2
STANFORD HEALTH CARE ANATOMIC PATHOLOGY & CLINICAL LAB			2	100%	2
METHODIST MANSFIELD MEDICAL CENTER			2	100%	2
VAULT HEALTH			2	100%	2
APPLECARE VALDOSTA			2	100%	2
SPECIALTY LABORATORIES			2	100%	2
MEDEXPRESS URGENT CARE - LITTLE ROCK		1	1	50%	2
BIOMAT USA			2	100%	2
MINUTECLINIC MINUTECLINIC #4978		1	1	50%	2
PHOEBE BERKS HEALTH CARE CENTER		2			2
IMMERSION RESIDENTIAL LLC			2	100%	2
CARE 365			2	100%	2
Metro West Nursing and Rehab			2	100%	2
NEIGHBORCARE PHARMACY SERVICES		2			2
NAPHCARE INC		2			2
SUNNYSIDE MANOR		2			2
BRENTWOOD AT FORE RANCH			2	100%	2
LABRADOR PRIMARY CARE CENTER			2	100%	2
MAJESTIC GUARDIANS			2	100%	2
Holiday Retirement Home			2	100%	2
MEMORIAL HOSPITAL OF SOUTH BEND			2	100%	2
ADVANCED MEDICAL CARE			2	100%	2
NORTH MCALLEN PEDIATRIC CENTER			2	100%	2
Lakeside Oaks Care Center			2	100%	2
PICHARDO CLINIC, THE			2	100%	2
HEALTH & REHAB CTR AT DOLPHINS VIEW, THE			2	100%	2
BAYCARE LABORATORIES			2	100%	2
BIRMINGHAM INTERNAL MEDICINE ASSOCIATE		1	1	50%	2
CVS TX8387POCT AUSTIN		2			2
MEDEXPRESS URGENT CARE-SALINA, S 9TH ST		2			2

COVID-19: testing by laboratory

Data through Jan 28, 2021 verified as of Jan 29, 2021 at 09:25 AM

Data in this report are provisional and subject to change.

The numbers in the table below represent the number of Florida and non-Florida residents for whom test results were received by the Department of Health. A person can be tested by more than one laboratory and can have both positive and negative results. **Therefore, the sum of the numbers in each column will be larger than the total number of people tested.**

Reporting lab	Inconclusive	Negative	Positive	Percent positive	Total
BD MEDICAL SYSTEMS			2	100%	2
WEAKLEY COUNTY REHAB AND NURSING CENTER		2			2
DALLAS MEDICAL CENTER			2	100%	2
SUMMERFIELD RETIREMENT LIVING, INC			2	100%	2
THE CLUB AT BOYNTON BEACH, LLC			2	100%	2
SOUTHEASTERN INSTITUTE OF RESTORATIVE MEDICINE		1	1	50%	2
IN AND OUT URGENT CARE			2	100%	2
CENTRAL FLORIDA PRIMARY CARE			2	100%	2
DUKE HEALTH REGIONAL HOSPITAL			2	100%	2
CROSSROADS			2	100%	2
ALVERNO CLINICAL LABORATORIES			2	100%	2
CVS TN7289POCT SIGNAL MOUNTAIN		2			2
MEDSTAR HARBOR HOSPITAL			2	100%	2
Manor Care-Kingston Court of York PA, LLC		2			2
RAPID URGENT CARE - ALBANY			2	100%	2
MEASE COUNTRYSIDE HOSPITAL CARDIAC REH			2	100%	2
VETERANS AFFAIRS MEDICAL CENTER - GREATER LOS ANGELES			2	100%	2
LEE MEMORIAL HOSPITAL BLOOD GAS LAB			2	100%	2
EASTLAKE MEDICAL CENTER		2			2
POINTE AT NEW PORT PLACE,THE		2			2
MEDEXPRESS URGENT CARE - WEXFORD		2			2
COMPLETE HEALTH MEDICAL CENTER			2	100%	2
EMERALD TRACE		2			2
CHEROKEE COUNTY HEALTH AND REHAB CENTER		2			2
CSS- TWELVE OAKS			2	100%	2
SPRING HILL REGIONAL HOSPITAL			2	100%	2
MINUTECLINIC DIAG OF IND, LLC #6697		2			2
INSPIRE HEALTHCARE CENTER			2	100%	2
INA		1	1	50%	2
ManorCare Rehabilitation Center- Decatur		2			2
APC PEDIATRICS			2	100%	2
TMH FSU RAPID LABORATORY		1	1	50%	2
CVS OH3080POCT HUBER HEIGHTS		2			2
AHC of Mckenzie		2			2
AIRPORT CLINIC			2	100%	2
TEXAS REGIONAL ASTHMA & ALLERGY CENTER			2	100%	2
REGIONAL MEDICAL CENTER BAYONET POINT			2	100%	2
BENEVA LAKES ASSISTED LIVING CENTER			2	100%	2
Kroger 758 - The Little Clinic Providence		2			2
NAVAL MEDICAL CENTER			2	100%	2
Medilodge of Montrose		2			2
PTC LABORATORIES			2	100%	2
FLORIDA SCHOOL FOR THE DEAF & BLIND			2	100%	2
University Center East			2	100%	2
WALGREENS #13605		2			2
INSPIRIT SENIOR LIVING			2	100%	2

COVID-19: testing by laboratory

Data through Jan 28, 2021 verified as of Jan 29, 2021 at 09:25 AM

Data in this report are provisional and subject to change.

The numbers in the table below represent the number of Florida and non-Florida residents for whom test results were received by the Department of Health. A person can be tested by more than one laboratory and can have both positive and negative results. **Therefore, the sum of the numbers in each column will be larger than the total number of people tested.**

Reporting lab	Inconclusive	Negative	Positive	Percent positive	Total
Timber Ridge Health Care Center			2	100%	2
LEE PHYSICIAN GROUP		1	1	50%	2
WINKLER COURT □		1	1	50%	2
EXPRESS CARE WALK-IN CLINIC			2	100%	2
FIRST CHOICE MEDICAL PC			2	100%	2
HCR MANOR CARE SERVICES OF FLORIDA III INC		2			2
HUMILITY OF MARY HEALTH PARTNERS			2	100%	2
SIMMONS			2	100%	2
MIDWAY SPECIALTY CARE RX LLC			2	100%	2
REGIONS HOSPITAL LABORATORY			2	100%	2
WE CARE HOME HEALTH SOLUTIONS LLC			2	100%	2
EXPRESSCARE URGENT CARE CENTER			2	100%	2
GOLDMAN SACHS HEALTH CENTER		2			2
SOUTH TAMPA AFTER HOURS CLINIC			2	100%	2
RAINY LAKE MEDICAL CENTER			2	100%	2
ORLANDO HEALTH PHYSICIAN GROUP			2	100%	2
GENESIS FAMILY PRACTICE			2	100%	2
ADVENTIST HINSDALE HOSPITAL LABORATORY			2	100%	2
STUDENT HEALTH SERVICES			2	100%	2
CVS CA8850POCT HUNTINGTON BEACH		1	1	50%	2
PM PEDIATRICS OF BAYSIDE, PLLC - MANHASSET		2			2
Oakwood - North Baldwins Center for Living		2			2
FLORIDA KEYS PED & ADOLES CTR			2	100%	2
Alden Des Plaines			2	100%	2
BNR PHARMACY INC		2			2
MINUTECLINIC DIAG OF IND, LLC #6472		2			2
COLLIER PHARMACY			2	100%	2
CARTER BLOOD CARE			2	100%	2
Greystone Nursing and Rehab, LLC			2	100%	2
SENDER RETREAT ADULT DAY CARE CENTERS			2	100%	2
CVS HEALTH, #2043		2			2
OUR LADY OF THE LAKE REGIONAL MEDICAL CENTER			2	100%	2
RIVER CITY MEDICAL ASSOCIATES, INC			2	100%	2
CARESPOT URGENT CARE		1	1	50%	2
UNIVERSITY OF MARYLAND MEDICAL CENTER			2	100%	2
SIGNATURE CARE LEWISVILLE-EMERGENCY CENTER		1	1	50%	2
WARE EXPRESS CARE			2	100%	2
Kroger 412 - The Little Clinic Oxford		2			2
PALM BEACH GARDENS MEDICAL CENTER			2	100%	2
MOUNT SINAI AVENTURA DIAGNOSTIC CENTER			2	100%	2
CHARLOTTE COUNTY HEALTH DEPARTMENT			2	100%	2
TRICORE REFERENCE LABORATORY		1	1	50%	2
CVS MD2956POCT NEW MARKET		1	1	50%	2
METROHEALTH SYSTEM			2	100%	2
ST. MARY'S MEDICAL CENTER EVANSVILLE, INC			2	100%	2
JORDAN VALLEY MEDICAL CENTER			2	100%	2

COVID-19: testing by laboratory

Data through Jan 28, 2021 verified as of Jan 29, 2021 at 09:25 AM

Data in this report are provisional and subject to change.

The numbers in the table below represent the number of Florida and non-Florida residents for whom test results were received by the Department of Health. A person can be tested by more than one laboratory and can have both positive and negative results. **Therefore, the sum of the numbers in each column will be larger than the total number of people tested.**

Reporting lab	Inconclusive	Negative	Positive	Percent positive	Total
DEKALB MEDICAL CENTER LABORATORY			2	100%	2
PEACEHEALTH CENTRAL		2			2
ADVENTHEALTH MEDICAL GROUP INTERNAL MEDICINE AT			2	100%	2
INTEGRATED REGIONAL LABS			2	100%	2
HOLLISMED LLC		1	1	50%	2
LEESBURG REGIONAL MEDICAL CENTER URGENT CARE			2	100%	2
SPRINGS MEDICAL LAB		1	1	50%	2
PALOS COMMUNITY HOSPITAL LABORATORY			2	100%	2
ATHENA CARE RESOURCES LLC		2			2
VALLEY BAPTIST MEDICAL CENTER: BROWNSVILLE			2	100%	2
BAYSHORE MEDICAL CENTER			2	100%	2
BAPTIST HEALTH LEXINGTON			2	100%	2
WARD MEMORIAL HOSPITAL		2			2
SAFE PMC		2			2
Kroger 096 - The Little Clinic Orchard and Holly		2			2
MEDEXPRESS URGENT CARE-BLOOMFIELD AVEN		2			2
BAYFRONT FAMILY HEALTH CENTER			2	100%	2
CROSSTOWN PHARMACY		2			2
HEARTLAND - CHARLESTON OF HANAHAN SC,		2			2
MINUTECLINIC DIAGNOSTIC MEDICAL		2			2
CHAPPEL GROUP RESEARCH, THE		2			2
NOVA SOUTHEASTERN UNIVERSITY - STUDENT MEDICAL CTR			2	100%	2
INTEGRITY CLINICAL RESEARCH CENTER INC		1	1	50%	2
MODMD LABORATORY		2			2
MEDEXPRESS URGENT CARE - CEDAR KNOLLS		2			2
ST. ELIZABETH HEALTHCARE			2	100%	2
BELLIN HOSPITAL			2	100%	2
CVS OH2342POCT WEST CHESTER		2			2
PARKWAY DRUGS OF ONEIDA COUNTY NORTH I		1	1	50%	2
MEDEXPRESS URGENT CARE - BROOKHAVEN		2			2
MEMORIAL SLOAN KETTERING CANCER CENTER		1	1	50%	2
BIOHEALTH MEDICAL LAB INC			2	100%	2
MEMORIAL HERMANN CONSOLIDATED LABORATORY SERVICES			2	100%	2
HENDRY/GLADES COUNTY HEALTH DEPARTMENT		2			2
ATLAS GENOMICS			2	100%	2
BRANDYWYNE HEALTH CARE CENTER			2	100%	2
QUEST DIAGNOSTICS CLINICAL LABORATORIES INC		2			2
DMC UNIVERSITY LABORATORIES		1	1	50%	2
PALMETTO FAMILY HEALTH CENTER			2	100%	2
BLUEWATER TOXICOLOGY			2	100%	2
HOLY TRINITY PHARMACY LLC		2			2
BIONIC TECHNOLOGIES CORPORATION			2	100%	2
Kings County Hospital Center			2	100%	2
ST LUKES HOSPITAL			2	100%	2
LIFELINK TISSUE BANK D/B/A LIFELINK TISSUE BANK		2			2
STEWART ST ELIZABETH MEDICAL CENTER			2	100%	2

COVID-19: testing by laboratory

Data through Jan 28, 2021 verified as of Jan 29, 2021 at 09:25 AM

Data in this report are provisional and subject to change.

The numbers in the table below represent the number of Florida and non-Florida residents for whom test results were received by the Department of Health. A person can be tested by more than one laboratory and can have both positive and negative results. **Therefore, the sum of the numbers in each column will be larger than the total number of people tested.**

Reporting lab	Inconclusive	Negative	Positive	Percent positive	Total
MAIN STREET MEDICAL CENTERS		2			2
First Care Living Center/Essentia Health			2	100%	2
PEDIATRIC HEALTH CARE		1	1	50%	2
ORLANDO ORTHOPAEDIC OUTPATIENT SURGERY CENTER LLC			2	100%	2
ROPER HOSPITAL			2	100%	2
MAYO CLINIC GROUP PRACTICE LABORATORY			2	100%	2
FLORIDA MEDICAL CLINIC RADIOLOGY DALE MABRY		2			2
PHYSICIANS MEDICAL CENTER		2			2
COOPER CLINIC			2	100%	2
PHYSICIANS LABORATORY SERVICES			2	100%	2
CVS PA8979POCT HARRISBURG		2			2
LEGACY ER & URGENT CARE - FRISCO WEST			2	100%	2
LAB CORP OF AMER SAN DIEGO			2	100%	2
FAMILY HEALTH CENTER AT PORT ST JOHN			2	100%	2
NORTH DAKOTA VETERANS HOME		2			2
SERENADES BY SONATA		1	1	50%	2
SOUTH MIAMI HOSPITAL			2	100%	2
PARKLAND HEALTH & HOSPITAL			2	100%	2
DOCTORS MEDICAL CTR OF WALTON COUNTY			2	100%	2
TENNESSEE DEPARTMENT OF HEALTH (TDH) - REGIONAL LABORATORY			2	100%	2
SHORE MEDICAL CENTER		2			2
ORLANDO FAMILY PHYSICIANS INC			2	100%	2
DALLAS BAPTIST UNIVERSITY - HEALTH SERVICES			2	100%	2
NEMOURS CHILDREN'S URGENT			2	100%	2
MATHER HOSPITAL			2	100%	2
441 URGENT CARE-MULBERRY			2	100%	2
MANATEE MEMORIAL HOSPITAL CLINICAL LABORATORY			2	100%	2
CVS IN7653POCT EVANSVILLE		1	1	50%	2
ADVANCED URGENT CARE LLC			2	100%	2
GULF COAST IMMEDIATE CARE CENTER		1	1	50%	2
Delaware Court Healthcare Center		2			2
UMHC HOLLYWOOD LABORATORY			2	100%	2
CVS MINUTE CLINIC DIAG OF IND, LLC #6549		2			2
TGH Brandon Healthplex Laboratory			2	100%	2
MINUTECLINIC, LLC, DBA MINUTECLINIC #4		2			2
PEACE RIVER MEDICAL CENTER		2			2
LABCORP OF AMERICA HOLDINGS		1	1	50%	2
NEW YORK PSYCHIATRIC INSTITUTE		2			2
GRAND VILLA OF MELBOURNE			2	100%	2
Hartwell Health and Rehabilitation		2			2
FLORIDA COMMUNITY HEALTH CENTERS, INC.			2	100%	2
NLC LABS			2	100%	2
BOSTON MEDICAL CENTER			2	100%	2
CEDARS-SINAI MEDICAL CENTER			2	100%	2
CALIFORNIA DIVISION OF COMMUNICABLE DISEASE CONTROL			2	100%	2
MARCO ISLAND HOSPITAL INC D/B/A		1	1	50%	2

COVID-19: testing by laboratory

Data through Jan 28, 2021 verified as of Jan 29, 2021 at 09:25 AM

Data in this report are provisional and subject to change.

The numbers in the table below represent the number of Florida and non-Florida residents for whom test results were received by the Department of Health. A person can be tested by more than one laboratory and can have both positive and negative results. **Therefore, the sum of the numbers in each column will be larger than the total number of people tested.**

Reporting lab	Inconclusive	Negative	Positive	Percent positive	Total
PALM BEACH DIABETES & ENDOCRINE SPECIALISTS PA			2	100%	2
UNITED MEMORIAL MEDICAL CENTER			2	100%	2
MINUTECLINIC #2797		2			2
SUMMIT URGENT CARE PS			2	100%	2
ADVENTHEALTH EAST ORLANDO EMPLOYEE CLINIC		2			2
CVS NJ862POCT MARLBORO		2			2
MID - FLORIDA PATHOLOGY LLC		1	1	50%	2
WISE HEALTH SYSTEM		1	1	50%	2
WASHINGTON STATE DEPARTMENT OF HEALTH PUBLIC HEALTH LABORATORIES			2	100%	2
NEMOURS CHILDREN'S URGEN CARE			2	100%	2
THE HOSPITAL OF PROVIDENCE EMERGENCY ROOM			2	100%	2
OPP HEALTH AND REHABILITATION		2			2
CARE CENTERS OF NASSAU LLC MINER ROAD SOUTH		2			2
Church Creek SNF			2	100%	2
MD NOW URGENT CARE MEDICAL CENTERS INC			2	100%	2
ACKERMAN CANCER CENTER		2			2
VICTORIAN MANOR			2	100%	2
STEUBEN COUNTY PUBLIC HEALTH		2			2
MINUTECLINIC DIAGNOSTIC OF KANSAS PA		2			2
FALCON HEALTH CENTER			2	100%	2
ONTARIO COUNTY PUBLIC HEALTH		2			2
Providence of Sparta Health and Rehabilitation		2			2
DOCTOR 4 U CLINIC			2	100%	2
PM PEDIATRICS OF SELDEN, PLLC		2			2
CVS OH6147POCT COLUMBUS		1	1	50%	2
SANFORD REGIONAL HOSPITAL WORTHINGTON		2			2
MEDEXPRESS URGENT CARE NORWIN		2			2
PEPIN ACADEMIES-PASCO		2			2
UNIVERISTY OF MEMPHIS ATHLETIC TRAINI		2			2
OCALA REGIONAL KIDNEY CENTER-WEST			2	100%	2
LEGACY LABORATORY SERVICES			2	100%	2
ACCESS CARE MEDICAL GROUP LLC		2			2
SARASOTA MEMORIAL MEDICAL URGENT CARE CENTER			2	100%	2
PLASMA MED RESEARCH DBA		2			2
ACCESS MEDICAL GROUP OF FLORIDA CITY			2	100%	2
DOCTOR'S IN-HOUSE LAB/COMMUNITY HEALTH CENTERS OF PINELLAS - JOHNNIE R			2	100%	2
SOUTH LAKE FAMILY HEALTH CENTER			2	100%	2
LEE MEMORIAL HEALTH SYSTEM D/B/A			2	100%	2
ADVANTA ANALYTICAL LABORATORIES			2	100%	2
SUNCOAST TECHNICAL COLLEGE SCHOOL OF HEALTH		2			2
PIEDMONT HOSPITAL LAB			2	100%	2
CVS CA9113POCT CHULA VISTA		2			2
PREMIER MEDICAL LABORATORY			2	100%	2
MINUTECLINIC DIAGNOSTIC OF TEXAS, LLC #7435		2			2
FASTCARE LLC			2	100%	2
Bedford Care Center of Hattiesburg		2			2

COVID-19: testing by laboratory

Data through Jan 28, 2021 verified as of Jan 29, 2021 at 09:25 AM

Data in this report are provisional and subject to change.

The numbers in the table below represent the number of Florida and non-Florida residents for whom test results were received by the Department of Health. A person can be tested by more than one laboratory and can have both positive and negative results. **Therefore, the sum of the numbers in each column will be larger than the total number of people tested.**

Reporting lab	Inconclusive	Negative	Positive	Percent positive	Total
MADISON HOSPITAL LABORATORY			2	100%	2
NEBRASKA DEPARTMENT OF HEALTH AND HUMAN SERVICES			2	100%	2
WESTMINSTER SUNCOAST			2	100%	2
JOHN KNOX MANOR INC II		1	1	50%	2
CVS MD1881POCT DUNKIRK		2			2
GRAND VILLA OF SARASOTA		1	1	50%	2
ACM MEDICAL LABORATORY ALLIANCE			2	100%	2
SACRED HEART HOSPITAL ON THE EMERALD			2	100%	2
MIDLAND MEMORIAL HOSPITAL			2	100%	2
MEDEXPRESS URGENT CARE - SPRINGFIELD, COOLEY ST		2			2
CIGNA GATEWAY			2	100%	2
New Jersey Aim At Smg		2			2
MEDEXPRESS URGENT CARE-MT PLEASANT		1	1	50%	2
MERCY CONVENIENT CARE			2	100%	2
NEW GEN LABS			2	100%	2
BAY CORRECTIONAL AND REHABILITATION FACILITY			2	100%	2
DEPARTMENT OF HEALTH AND HUMAN SERVICES DIVISION OF BEHAVIORAL HEALTH		1	1	50%	2
GOLDSTEIN			2	100%	2
ALL AMERICAN URGENT CARE			2	100%	2
CITRUS PARK			2	100%	2
Kennedy University Hospital -Wash Twp L		2			2
AdventHealth Care Center Orlando North			2	100%	2
ARLINGTON DIALYSIS CENTER LLC		2			2
DRR JMC URGENT CARE DONALD ROSS			2	100%	2
Stillwater Healthcare		2			2
MINUTECLINIC DIAGNOSTIC OF SC, LLC #4		2			2
CARE NOW DENTON			2	100%	2
KETTERING MEDICAL CENTER			1	100%	1
Good Samaritan Society-Atkinson		1			1
LIVINGSTON COUNTY DEPT OF HEALTH REPRO			1	100%	1
GALVESTON COUNTY HEALTH DISTRICT			1	100%	1
SHANDS JACKSONVILLE CLINICAL CENTER			1	100%	1
BEAUMONT HOSPITAL			1	100%	1
ST. MICHAEL'S ELITE HOSPITAL			1	100%	1
LABORATORY COPORATION OF AMERICA			1	100%	1
CVS AZ69POCT PEORIA		1			1
Life Care Center of Paradise Valley		1			1
AVON PARK CLUSTER		1			1
ST VINCENT'S AMBULATORY CARE INC			1	100%	1
LEXINGTON PLACE SENIOR LIVING COMMUNITY		1			1
REGIONAL MEDICAL LABORATORY			1	100%	1
CLINICAL CARE CENTER, INC			1	100%	1
SAINT JOSEPHS HOSPITAL OF ATLANTA			1	100%	1
ROSLYN INTERNAL MEDICINE		1			1
ASCENSION ST VINCENT'S MEDICAL CENTER			1	100%	1
OCALA REGIONAL DIALYSIS- NORTH			1	100%	1

COVID-19: testing by laboratory

Data through Jan 28, 2021 verified as of Jan 29, 2021 at 09:25 AM

Data in this report are provisional and subject to change.

The numbers in the table below represent the number of Florida and non-Florida residents for whom test results were received by the Department of Health. A person can be tested by more than one laboratory and can have both positive and negative results. **Therefore, the sum of the numbers in each column will be larger than the total number of people tested.**

Reporting lab	Inconclusive	Negative	Positive	Percent positive	Total
Caldwell Care		1			1
SANTA ROSA PEDIATRICS			1	100%	1
BHS PHYSICIAN NETWORK			1	100%	1
OUCH URGENT CARE			1	100%	1
Manor Care of Dallastown d/b/a ManorCare Health Services - Dallastown		1			1
BIOLOGICAL AND CHEMICAL EMERGENCIES LABORATORY			1	100%	1
Arlington Care Center			1	100%	1
TILLAMOOK COUNTY GENERAL HOSPITAL LAB		1			1
VIVIAN SIMMONS FAMILY PRACTICE			1	100%	1
NORTH OKALOOSA CLINIC CORP		1			1
EXCEL URGENT CARE OF NJ			1	100%	1
CVS IL1170POCT JOLIET		1			1
CELEBRATION FAMILY PHYSICIANS LLC			1	100%	1
MEDEXPRESS URGENT CARE - WICHITA, N MAIZE RD		1			1
ADVENTHEALTH MEDICAL GROUP UROLOGY AT EAST ORLANDO		1			1
Moab Regional Hospital			1	100%	1
GENESIS HOME HEALTH CARE SERVICES OF			1	100%	1
MINUTECLINIC # 21110			1	100%	1
CULVER CITY URGENT CARE			1	100%	1
LEGACY ER AND URGENT CARE			1	100%	1
WHEATON FRANCISCAN LABORATORY			1	100%	1
CROSSROADS URGENT CARE PLLC		1			1
ADVENTHEALTH SENIOR CARE AT ORMOND			1	100%	1
ARC POINT LABS OF AUSTIN NORTH			1	100%	1
EXPRESS LAB LIVINGSTON			1	100%	1
HOLMES FAMILY PRACTICE PA			1	100%	1
SUSAN F. WILLIAMS M.D., P.A.			1	100%	1
LANGLADE			1	100%	1
Heritage of Red Cloud		1			1
SAINT BARNABAS MEDICAL CENTER		1			1
MEMORIAL HOSPITAL LOS BANOS			1	100%	1
EASTMAN HEALTHCARE & REHAB		1			1
SOMA MEDICAL CENTER PA #3 GREENACRES			1	100%	1
OMNI HEALTHCARE INC			1	100%	1
Jersey City Medical Center		1			1
FLORIDA HEALTH CARE MEDICAL GROUP		1			1
AVERA SACRED HEART HOSPITAL			1	100%	1
TRIPLE O MEDICAL SERVICES INC			1	100%	1
MID FLORIDA DERMATOLOGY ASSOCIATES PA			1	100%	1
Kroger 968 - The Little Clinic Colerain Township		1			1
MIAMI CHILDRENS HOSPITAL MIDTOWN OUTPATIENT CENTER			1	100%	1
ODYSSEY HEALTH CARE OF MARION COUNTY LLC		1			1
LITTLE FALLS HOSPITAL LABORATORY		1			1
METROPOLITAN			1	100%	1
LAB TEST KENDALL LLC		1			1
ASSOCIATES IN INTERNAL MEDICINE PA			1	100%	1

COVID-19: testing by laboratory

Data through Jan 28, 2021 verified as of Jan 29, 2021 at 09:25 AM

Data in this report are provisional and subject to change.

The numbers in the table below represent the number of Florida and non-Florida residents for whom test results were received by the Department of Health. A person can be tested by more than one laboratory and can have both positive and negative results. **Therefore, the sum of the numbers in each column will be larger than the total number of people tested.**

Reporting lab	Inconclusive	Negative	Positive	Percent positive	Total
CYPRESS CREEK DIALYSIS CTR			1	100%	1
Villa Maria			1	100%	1
GENESIS MICROBIOLOGY LAB		1			1
Bethel Lutheran Nursing & Rehabilitation Center		1			1
Smg At Bridgewater Family Medicine		1			1
GASTROENTEROLOGY ASSOC OF PENSACOLA, PA			1	100%	1
MEDEXPRESS URGENT CARE - BENTONVILLE		1			1
MINUTECLINIC LLC (2335)		1			1
STONECREST MEDICAL CENTER		1			1
ORLANDO PHYSICIAN NETWORK		1			1
INDIGO PALMS			1	100%	1
KIOSK MEDICINE OF KENTUCKY LLC		1			1
MEMORIAL HOSPITAL WEST			1	100%	1
COLONIAL MEDICAL CENTER-EAST ORLANDO			1	100%	1
DESERT HOSPITAL/CPHU CLINICAL LABORATORY			1	100%	1
MID-SOUTH URGENT CARE, PLLC			1	100%	1
THE HOSPITALS OF PROVIDENCE EMERGENCY ROOM			1	100%	1
CAROLINAS HEALTHCARE SYSTEM LAB			1	100%	1
OSF SAINT FRANCIS MEDICAL CENTER			1	100%	1
Acts Manor House		1			1
TREASURE COAST MEDICAL CONCIERGE LLC			1	100%	1
Crisp Regional Nursing and Rehab Center		1			1
SYNERGENE LABORATORY			1	100%	1
NEW ERA COMMUNITY HEALTH CENTER LLC		1			1
JAX FAMILY CARE		1			1
CURA LABORATORY SERVICES			1	100%	1
CIRRUS DX			1	100%	1
CHIPOLA QUICK CARE			1	100%	1
EVANS FAMILY CARE PA			1	100%	1
MERCY MEDICAL CENTER INC			1	100%	1
DSI LABORATORIES-NAPLES-7TH			1	100%	1
Dulles Health and Rehab Center		1			1
PASCO COUNTY HEALTH DEPARTMENT			1	100%	1
JPS HEALTH CENTER AT TRUE WORTH PLACE			1	100%	1
PEDIATRIC ASSOCIATES - JACKSONVILLE			1	100%	1
MEDEXPRESS URGENT CARE-BRENTWOOD		1			1
JACKSON MADISON CO. GEN. HOSPITAL			1	100%	1
PUBLIC HEALTH LABORATORIES			1	100%	1
HUNEYCUTT FAMILY PRACTICE			1	100%	1
CMC MERCY LABORATORY			1	100%	1
BAYFRONT CARDIOVASCULAR ASSOCIATES			1	100%	1
BARRINGTON TERRACE NAPLES			1	100%	1
CEPERO PEDIATRICS PA			1	100%	1
Masonic Medical Research Institute			1	100%	1
Glenburn Home		1			1
UABC			1	100%	1

COVID-19: testing by laboratory

Data through Jan 28, 2021 verified as of Jan 29, 2021 at 09:25 AM

Data in this report are provisional and subject to change.

The numbers in the table below represent the number of Florida and non-Florida residents for whom test results were received by the Department of Health. A person can be tested by more than one laboratory and can have both positive and negative results. **Therefore, the sum of the numbers in each column will be larger than the total number of people tested.**

Reporting lab	Inconclusive	Negative	Positive	Percent positive	Total
ALTA BATES SUMMIT MEDICAL CENTER CLINICAL LAB			1	100%	1
HEALTH CARE SERVICES LC			1	100%	1
FLORIDA DEPARTMENT OF HEALTH SEMINOLE COUNTY		1			1
SUN CLINICAL LABORATORIES			1	100%	1
FAMILY PRACTICE OF CENTRAL FLORIDA PA			1	100%	1
VITAL CARE			1	100%	1
DAUGHTERS OF SARAH NURSING CENTER		1			1
SEATTLE-KING COUNTY			1	100%	1
Manor Care Health Services- Wilmington			1	100%	1
PEDIATRIC PARTNERS ZEPHYRHILLS			1	100%	1
Orchid Cove at Naples			1	100%	1
UNLIMITED MEDICAL SERVICES OF FL PL DBA		1			1
LRGHEALTHCARE		1			1
QUALITY CLINICAL LAB LLC			1	100%	1
ORLANDO ORTHOPAEDIC CENTER			1	100%	1
Bayou Vista Community Care Center			1	100%	1
HEALTHPARTNERS HUDSON CLINIC			1	100%	1
THE INTERNAL MEDICAL GROUP		1			1
BOLLES SCHOOL, THE			1	100%	1
PROVIDENCE PORTLAND MEDICAL CENTER		1			1
ST FRANCIS MEDICAL CENTER			1	100%	1
CFHC - FROSTPROOF			1	100%	1
FREDERICK AVENUE GROUP HOME		1			1
SOUTH DADE NURSING & REHABILITATION CENTER			1	100%	1
MRMC LAB MICRO			1	100%	1
VISTA LAKE ASSISTED LIVING			1	100%	1
Kroger 687 - The Little Clinic Sugar Hill			1	100%	1
INTERNAL MEDICINE GROUP OF CENTRAL FLORIDA			1	100%	1
CVS GA5637POCT VILLA RICA		1			1
SPORTS MEDICINE CLINIC - U OF WYOMING			1	100%	1
URGENT DOC -NACOGODOCHES CLINIC			1	100%	1
PROMUS DIAGNOSTICS, LLC			1	100%	1
Walgreens #5421		1			1
Courtenay Springs Village			1	100%	1
WOMENS CARE FLORIDA LLC			1	100%	1
HOLLAND COMMUNITY HOSPITAL		1			1
SELECT SPECIALTY HOSPITAL - ORLANDO SOUTH			1	100%	1
KEY BISCAIYNE PEDIATRIC ASSOCIATES INC			1	100%	1
PROGRESSIVE MEDICAL RESEARCH			1	100%	1
BAYLOR SCOTT & WHITE ALL SAINTS MEDICAL CENTER FT			1	100%	1
CLINICAL TRIALS OF TAMPA LLC		1			1
FLORIDA HOME HEALTH			1	100%	1
HEALTH NETWORK			1	100%	1
CLIFTON-FINE HOSPITAL LABORATORY		1			1
CVS HEALTH, #5962		1			1
CARINGPLUS HOMECARE LLC			1	100%	1

COVID-19: testing by laboratory

Data through Jan 28, 2021 verified as of Jan 29, 2021 at 09:25 AM

Data in this report are provisional and subject to change.

The numbers in the table below represent the number of Florida and non-Florida residents for whom test results were received by the Department of Health. A person can be tested by more than one laboratory and can have both positive and negative results. **Therefore, the sum of the numbers in each column will be larger than the total number of people tested.**

Reporting lab	Inconclusive	Negative	Positive	Percent positive	Total
Kroger 388 - The Little Clinic Braelinn Village		1			1
SPRINGFIELD HOSPITAL			1	100%	1
SANITAS RESEARCH LLC			1	100%	1
San Antonio Residence and Rehabilitation Center		1			1
MEDICAL ASSOCIATES OF CARTER		1			1
Cerenity Senior Care-White Bear Lake		1			1
MEDEXPRESS URGENT CARE - LEOMINSTER		1			1
BIODORON LABORATORIES			1	100%	1
PROGRESSIVE URGENT CARE, PC			1	100%	1
GOOD SAMARITAN HOSPITAL			1	100%	1
NORTH WEST FLORIDA DIAGNOSTIC ENOCRINOLOGY CLINIC			1	100%	1
CLINICAL CARE, INC			1	100%	1
LIFE CARE CENTER OF HILTON HEAD		1			1
HARTFORD HEALTH CARE & REHABILITATION			1	100%	1
Kroger - KRO70600172		1			1
SMA BEHAVIORAL HEALTH SERVICES INC		1			1
DORA HOME CARE			1	100%	1
WILMINGTON NURSING AND REHAB			1	100%	1
CHATSWORTH ASSISTED LIVING COMMUNITY AT PGA NATIONAL			1	100%	1
MEMORIAL HEALTH SYSTEM		1			1
FLORIDA HOSPITAL TRANSPLANT CENTER		1			1
Kroger - KRO01100688			1	100%	1
Buena Vista Care Center		1			1
TAMPA GENERAL MEDICAL GROUP LABORATORY HEALTHPARK			1	100%	1
CLINICAL MICROBIOLOGY LAB FAIRVIEW UNIVERSITY HOSPITAL			1	100%	1
CVS MD4371POCT OCEAN CITY		1			1
MARQUETTE GENERAL HOSPITAL			1	100%	1
CHIPLEY DIALYSIS			1	100%	1
REFERENCE LABORATORY			1	100%	1
HEART HOSPITAL OF LAFAYETTE: EMERGENCY ROOM			1	100%	1
MAINE HEALTH AND ENVIRONMENTAL TESTING LABORATORY			1	100%	1
MEDICAL ARTS LABORATORY			1	100%	1
ADVANCE GASTROENTEROLOGY			1	100%	1
CHILDREN'S MEMORIAL HOSPITAL			1	100%	1
GEORGE WASHINGTON UNIVERSITY HOSPITAL			1	100%	1
BLOSSOMS ASSISTED LIVING 1 LLC			1	100%	1
NORTH COUNTRY FAMILY HEALTH CENTER INC		1			1
WESTOX LABS		1			1
BRANDON OUTREACH CLINIC			1	100%	1
PATIENT FIRST-GENERAL BOOTH			1	100%	1
WALGREENS #5130			1	100%	1
MINUTECLINIC, LLC #09202		1			1
CLINTON DRUG STORE		1			1
Kroger 519 - The Little Clinic Staples Mill Road		1			1
NORTH OKALOOSA PHYSICIAN GRP - WALK IN CLINIC			1	100%	1
ADVANCE HEALTH AND WELLNESS SOLUTIONS			1	100%	1

COVID-19: testing by laboratory

Data through Jan 28, 2021 verified as of Jan 29, 2021 at 09:25 AM

Data in this report are provisional and subject to change.

The numbers in the table below represent the number of Florida and non-Florida residents for whom test results were received by the Department of Health. A person can be tested by more than one laboratory and can have both positive and negative results. **Therefore, the sum of the numbers in each column will be larger than the total number of people tested.**

Reporting lab	Inconclusive	Negative	Positive	Percent positive	Total
Portsmouth Health and Rehab			1	100%	1
OCCUPATIONAL HEALTH CENTER		1			1
CLINICAL LABORATORY DEPARTMENT			1	100%	1
BAYLOR SCOTT AND WHITE MEDICAL CENTER -CENTENNIAL			1	100%	1
ANDREWS			1	100%	1
VANDERBILT UNIVERSITY MEDICAL CENTER			1	100%	1
Kroger 97 - The Little Clinic Hutchinson		1			1
CVS IL2798POCT CHICAGO			1	100%	1
CVS TX3292POCT WYLIE		1			1
Oak Hill Health & Rehabilitation Center			1	100%	1
MINUTE CLINIC LLC #1909		1			1
EDWARD S BENNETT MD PLLC		1			1
C V S / PHARMACY #4396		1			1
CVS SC4286POCT EASLEY		1			1
PEDIATRIC ASSOCIATES - MIAMI LAKES		1			1
Long Beach Care Center			1	100%	1
WALGREENS # 12338		1			1
SYCAMORE MEDICAL CENTER-KETTERING HEALTH NETWORK			1	100%	1
WELLINGTON WEST 100176			1	100%	1
ORANGE PEDIATRICS PA			1	100%	1
MERRILL GARDENS AT CHAMPIONSGATE			1	100%	1
NORTH CAROLINA STATE LABORATORY OF PUBLIC HEALTH, SPECTRUM LAB NETWORK			1	100%	1
Kroger - KRO03400316			1	100%	1
CVS IN5696POCT FORT WAYNE		1			1
BAYOU URGENT CARE			1	100%	1
PALM BEACH DIABETES AND ENDOCRINE SPECIALISTS, PA			1	100%	1
Virginia Gay Nursing and Rehab		1			1
GSM OCED Subsection			1	100%	1
WMC HEALTH GROUP OF KISSIMMEE LLC			1	100%	1
PLANT CITY FAMILY CARE		1			1
HANCOCK REGIONAL HOSPITAL		1			1
HARDIN MEMORIAL HOSPITAL - HEARTLAND PATHOLOGY CONSULTANTS			1	100%	1
FLORIDA HEART AND VASCULAR MULTISPECIALTY GROUP PA			1	100%	1
HSRE-ASL CASSELBERRY TRS, LLC			1	100%	1
Ashland Place Health and Rehabilitation, LLC		1			1
ASCARATE DIALYSIS			1	100%	1
HAMILTON COUNTY HEALTH DEPARTMENT		1			1
Oakview Manor Health and Rehab		1			1
TALLAHASSEE DIALYSIS		1			1
ST ANTHONY'S PINELLAS CARE CLINIC			1	100%	1
MINUTE CLINIC DIAGNOSTIC MED GRP OF CA		1			1
Sears Coastal Nursing and Rehab		1			1
IDAHO HEALTH DEPARTMENT			1	100%	1
URGENTMED PLANTATION			1	100%	1
ADVENTHEALTH MEDICAL GROUP ADULT AND SENIOR HEALTH			1	100%	1
TEXAS HEALTH CARE			1	100%	1

COVID-19: testing by laboratory

Data through Jan 28, 2021 verified as of Jan 29, 2021 at 09:25 AM

Data in this report are provisional and subject to change.

The numbers in the table below represent the number of Florida and non-Florida residents for whom test results were received by the Department of Health. A person can be tested by more than one laboratory and can have both positive and negative results. **Therefore, the sum of the numbers in each column will be larger than the total number of people tested.**

Reporting lab	Inconclusive	Negative	Positive	Percent positive	Total
LIMA MEMORIAL HOSPITAL			1	100%	1
LAB. CORP. OF AMERICA			1	100%	1
ABSOLUTE HEALTH INTERNAL MEDICINE AND PEDIATRICS		1			1
NEMOURS CHILDREN'S PRIMARY CARE			1	100%	1
TERRELL URGENT CARE			1	100%	1
HOLYOKE MEDICAL CENTER			1	100%	1
UPSON REGIONAL MEDICAL CENTER			1	100%	1
LP ELIZABETHTON		1			1
EAST END PEDIATRICS		1			1
NULEASE MEDICAL SOLUTIONS			1	100%	1
THE LITTLE CLINIC, LLC			1	100%	1
Kroger 328 - The Little Clinic Henderson Road		1			1
DIVERSICARE OF BIG SPRINGS		1			1
DOCTORS HOSPITAL OF LAREDO			1	100%	1
Accordius Health at Gastonia			1	100%	1
URGENT CARE OF KANSAS CITY			1	100%	1
WATERBURY HOSPITAL REFERENCE LAB			1	100%	1
ARIZONA STATE LABORATORY			1	100%	1
PANCARE HEALTH - BRUCE			1	100%	1
CAREWELL URGENT CARE FITCHBURG			1	100%	1
CVS OH3458POCT BEAVERCREEK		1			1
VIVEX/UMTB BIOMEDICAL			1	100%	1
JACKSBORO URGENT CARE			1	100%	1
INDIAN RIDGE		1			1
PREMIER FAMILY AND SPORTS MEDICINE LLC			1	100%	1
NFRC CLINICAL LAB			1	100%	1
TALLAHASSEE MEMORIAL HEALTHCARE			1	100%	1
DORAL KIDNEY CENTER			1	100%	1
YOUR HEALTH PEDIATRICS			1	100%	1
Cortland Acres Association		1			1
HORIZON MEDICAL CENTER			1	100%	1
PARKWAY REGIONAL MEDICAL CENTER LAB			1	100%	1
ROBERTS WESLEYAN COLLEGE HEALTH CENTE		1			1
LAKEVIEW HEALTH CARE SYSTEM LLC			1	100%	1
HIGHLANDS CLINICAL LABORATORY			1	100%	1
SUNY AT STONY BROOK			1	100%	1
CVS OH4359POCT HUDSON		1			1
BELLMORE PEDIATRICS		1			1
CHRISTUS SPOHN HOSPITAL			1	100%	1
OMNICARE PHARMACY OF TEXAS 1, LP		1			1
MINUTECLINIC DIAGNOSTIC, PA		1			1
Washington County Nursing Home			1	100%	1
BAPTIST HEALTH PRIMARY CARE AT DORAL			1	100%	1
bishop rehabilitation and nursing center		1			1
CVS IL8751POCT CHICAGO		1			1
DEPARTMENT OF HEALTH AND ENVIRONMENTAL CONTROL			1	100%	1

COVID-19: testing by laboratory

Data through Jan 28, 2021 verified as of Jan 29, 2021 at 09:25 AM

Data in this report are provisional and subject to change.

The numbers in the table below represent the number of Florida and non-Florida residents for whom test results were received by the Department of Health. A person can be tested by more than one laboratory and can have both positive and negative results. **Therefore, the sum of the numbers in each column will be larger than the total number of people tested.**

Reporting lab	Inconclusive	Negative	Positive	Percent positive	Total
HIGH DESERT COURT GROUP HOME			1	100%	1
ADVANCED LABORATORY SERVICES			1	100%	1
ROSE MEDICAL CENTER LAB			1	100%	1
LAKE MARY PEDIATRICS			1	100%	1
Riverside Nursing & Rehabilitation Center		1			1
POUDRE VALLEY HOSPITAL			1	100%	1
JACKSONVILLE VA OPC			1	100%	1
PROVIDENCE HOSPITAL			1	100%	1
CITRUS DERMATOLOGY			1	100%	1
CVS SC2497POCT LEXINGTON		1			1
COASTAL ER IX, PHYSICIANS PREMIER			1	100%	1
ASSISTED LIVING AT TREZEVANT		1			1
HERNANDO COUNTY HEALTH DEPT			1	100%	1
OLEAN GENERAL HOSPITAL		1			1
HEALTHCARE ASSOCIATES OF IRVING, LLP			1	100%	1
BREVARD FAMILY WALK IN CLINIC			1	100%	1
GWINNETT MEDICAL CENTER			1	100%	1
NEMOURS CHILDRENS URGENT CARE			1	100%	1
QUALITY LAB			1	100%	1
OPTUM MEDICAL CLINIC IN ROCKRIMMON			1	100%	1
NASSAU COUNTY HEALTH DEPARTMENT		1			1
QUEST INC			1	100%	1
Kroger 682 - The Little Clinic New Holland Market			1	100%	1
MYCLINIC, INC			1	100%	1
ST. VINCENT HOSPITAL			1	100%	1
ADVANCED MEDICAL LABORATORIES (AML)			1	100%	1
MID FLORIDA COMMUNITY SERVICES			1	100%	1
SIGNATURE CARE MIDLAND			1	100%	1
MD NOW MEDICAL CENTERS, INC			1	100%	1
CVS M08581POCT BLUE SPRINGS		1			1
STARLING AT SAN JOSE			1	100%	1
SPINE & PAIN CONSULTANT PLLC		1			1
CVS NJ2815POCT E BRUNSWICK		1			1
BRISTOL REGINAL MEDICAL CENTER			1	100%	1
INNOVATIVE HEALTH DIAGNOSTIC OF CALIFORNIA			1	100%	1
EDWARD HOSPITAL			1	100%	1
CVS PA371POCT PHILADELPHIA		1			1
CLEVELAND HEARTLAB			1	100%	1
WELLPATH			1	100%	1
DEL PRADO MEDICAL CENTER, INC		1			1
CVS NC3853POCT BURLINGTON		1			1
NORTH FL SOUTH GA HCS-LAKE CITY			1	100%	1
CARENOW URGENT CARE-HENDERSONVILLE		1			1
GULF COUNTY HEALTH DEPARTMENT			1	100%	1
US LABORATORIES			1	100%	1
CLARKSVILLE MANOR INC		1			1

COVID-19: testing by laboratory

Data through Jan 28, 2021 verified as of Jan 29, 2021 at 09:25 AM

Data in this report are provisional and subject to change.

The numbers in the table below represent the number of Florida and non-Florida residents for whom test results were received by the Department of Health. A person can be tested by more than one laboratory and can have both positive and negative results. **Therefore, the sum of the numbers in each column will be larger than the total number of people tested.**

Reporting lab	Inconclusive	Negative	Positive	Percent positive	Total
Mountain City Care and Rehabilitation Center		1			1
UHEALTH CORAL SPRINGS			1	100%	1
Heritage Health of Peru			1	100%	1
MONMOUTH MEDICALC ENTER		1			1
LAKE VIEW COURT		1			1
ADVENTHEALTH HOME CARE WATERMAN			1	100%	1
Parkside Manor		1			1
FAYETTE MEDICAL CENTER LAB		1			1
HEALTHCARE AND REHAB OF SANFORD			1	100%	1
WYOMING COUNTY DEPARTMENT OF HEALTH		1			1
CRUSADER COMMUNITY HEALTH			1	100%	1
GADSDEN FAMILY PRACTICE		1			1
THYROID SPECIALTY LABORATORY			1	100%	1
MEDEXPRESS URGENT CARE - PATRICK STREE			1	100%	1
Raleigh Center (WV)			1	100%	1
MEDEXPRESS URGENT CARE - TOPEKA, SW WANAMAKER RD		1			1
EMERSON HOSPITAL LABORATORY			1	100%	1
Summit Medical Group Morristown Oncology		1			1
TRIPLE O RESEARCH INSTITUTE PA			1	100%	1
FLORIDA ADVANCED MEDICAL AND DERM AESTHETICS LLC			1	100%	1
AAA MEDICAL TESTING			1	100%	1
Memorial Health Care Center			1	100%	1
SYNERGY DIALYSIS INC			1	100%	1
Wedgewood Manor		1			1
GOSHEN HOSPITAL			1	100%	1
TMH URGENT CARE CENTER			1	100%	1
CVS KY4779POCT LOUISVILLE		1			1
ORCHID TERRACE		1			1
SPECTRUM LUDINGTON			1	100%	1
Freedom Pointe at The Villages			1	100%	1
CHILDREN'S NATIONAL MEDICAL CENTER			1	100%	1
NORTH FLORIDA FAMILY MEDICINE			1	100%	1
KEY WEST BRANCH MEDICAL CLINIC			1	100%	1
DOYLESTOWN HOSPITAL			1	100%	1
ALABAMA REFERENCE LAB			1	100%	1
SOUTH FLORIDA BAPTIST HOSPITAL			1	100%	1
Consulate Health Care of Tallahassee			1	100%	1
GENEVA FAMILY HEALTH			1	100%	1
CIMA MEDICAL CENTER			1	100%	1
SUNCOAST BEHAVIORAL HEALTH CENTER			1	100%	1
PEDIATRIC ASSOCIATES - DORAL			1	100%	1
MINUTECLINIC DIAGNOSTIC MED GRP OF ORA			1	100%	1
NEW YORK STATE DEPARTMENT OF HEALTH			1	100%	1
HEALTH GUAGE			1	100%	1
YUMA REGIONAL MEDICAL CENTER			1	100%	1
MEDEXPRESS URGENT CARE - LINCOLN		1			1

COVID-19: testing by laboratory

Data through Jan 28, 2021 verified as of Jan 29, 2021 at 09:25 AM

Data in this report are provisional and subject to change.

The numbers in the table below represent the number of Florida and non-Florida residents for whom test results were received by the Department of Health. A person can be tested by more than one laboratory and can have both positive and negative results. **Therefore, the sum of the numbers in each column will be larger than the total number of people tested.**

Reporting lab	Inconclusive	Negative	Positive	Percent positive	Total
Kroger 686 - The Little Clinic Farragut		1			1
YOUR KIDS URGENT CARE			1	100%	1
INTEGRATED GENETICS SEQUENOM		1			1
UNIVERSITY OF MARYLAND PATHOLOGY ASSOCIATES			1	100%	1
ENCORE AT BOCA RATON, THE			1	100%	1
Kroger 390 - The Little Clinic North College Hill		1			1
ONslow COUNTY HEALTH DEPARTMENT			1	100%	1
SARASOTA MEMORIAL HOSPITAL		1			1
CVS NC7548POCT FUQUAY VARINA		1			1
Melbourne Terrace Rehabilitation Center			1	100%	1
SYNAPSE ANALYTICAL LABS		1			1
Kroger 596 - The Little Clinic Brentwood		1			1
Regency Square			1	100%	1
MINUTECLINIC DIAGNOSTIC OF KANSAS, PC		1			1
ALL PRO ORTHOPEDICS & SPORTS MEDICINE, PA			1	100%	1
BETHESDA DIALYSIS			1	100%	1
NORDX			1	100%	1
WRIGHT PATTERSON AFB MEDICAL CENTER			1	100%	1
PSL JAX BEACH OPERATIONS LLC			1	100%	1
DERMDX, DIV OF AURORA DIAGNOSTICS/BERNHARDT LAB		1			1
FLORIDA MEDICAL CLINIC, LLC			1	100%	1
Hackensack Univ Medical Center At Pasc		1			1
SOUTHEAST MISSOURI HOSPITAL		1			1
PEDRO L ORTEGA MD PA			1	100%	1
HELGEMO & LIQU PEDIATRICS			1	100%	1
NEMOURS CHILDREN'S HOSPITAL			1	100%	1
PALMA CEIA MED GROUP-SWANN		1			1
LEGACY AT HIGHWOODS PRESERVE		1			1
WEST FLORIDA HOSPITAL LABORATORY			1	100%	1
APS-SUMMIT CARE PHARMACY, LLC DBA OMNICARE		1			1
EXPRESS WALK IN MEDICAL CENTER			1	100%	1
BOCA CIEGA CENTER			1	100%	1
USCG AIR STATION CLEARWATER CLINIC			1	100%	1
COASTAL PEDIATRICS LLC			1	100%	1
WATERS EDGE ELEMENTARY SCHOOL			1	100%	1
BLANCHARD VALLEY HOSPITAL LABORATORY			1	100%	1
SUN CITY DIAGNOSTIC CENTER			1	100%	1
GADSDEN COUNTY HEALTH DEPARTMENT			1	100%	1
EXACCARE KINGSTON, LLC			1	100%	1
ATHENS MEDICAL CENTER			1	100%	1
TITUS REGIONAL MEDICAL CENTER			1	100%	1
RIVERTON CBOC			1	100%	1
PRIME CARE FAMILY MEDICINE			1	100%	1
DEVITA		1			1
BHA TITUSVILLE CLINIC			1	100%	1
Henry County Health and Rehabilitation		1			1

COVID-19: testing by laboratory

Data through Jan 28, 2021 verified as of Jan 29, 2021 at 09:25 AM

Data in this report are provisional and subject to change.

The numbers in the table below represent the number of Florida and non-Florida residents for whom test results were received by the Department of Health. A person can be tested by more than one laboratory and can have both positive and negative results. **Therefore, the sum of the numbers in each column will be larger than the total number of people tested.**

Reporting lab	Inconclusive	Negative	Positive	Percent positive	Total
WALGREENS NO 19542		1			1
MID-FLORIDA PATHOLOGY LLC		1			1
American Fork Care Center dba Heritage Care Center		1			1
GAMMA HEALTHCARE, INC		1			1
FRESENIUS KIDNEY CARE FORT WALTON BEACH			1	100%	1
SHANNON MEDICAL CENTER			1	100%	1
HEALTH PARTNERS REGIONAL HOSPITAL			1	100%	1
The Evangelical Lutheran Good Samaritan Society Prescott Village		1			1
BRUSHY CREEK FAMILY HOSPITAL			1	100%	1
FAMILY MEDICAL CENTERS			1	100%	1
PENNY PEDIATRICS		1			1
NABI		1			1
NEW ULM MEDICAL CENTER			1	100%	1
Bolingreen Health and Rehabilitation		1			1
LAS PALMAS MEDICAL CENTER			1	100%	1
Good Samaritan Society - Albion		1			1
HAVASU REGIONAL MEDICAL CENTER			1	100%	1
Kroger 970 - The Little Clinic Westfield			1	100%	1
SILVER SPRINGS SHORES DIALYSIS			1	100%	1
METHODISM MIDLOTHIAN MEDICAL CENTER			1	100%	1
UNITED HEALTHCARE			1	100%	1
BSA PHYSICIANS GROUP, INC D/B/A BSA FAMILY MEDICAL			1	100%	1
Kingston Care Center of Fort Wayne		1			1
FIRST CARE OF GAINESVILLE			1	100%	1
APOLLOMDX LLC			1	100%	1
FLORIDA DEPARTMENT OF HEALTH IN CITRUS COUNTY		1			1
CAN COMMUNITY HEALTH LLC		1			1
CVS AZ9290POCT PHOENIX		1			1
VILLAGES HEALTH SYSTEM, LLC, THE			1	100%	1
THE LITTLE CLINIC LLC			1	100%	1
BAPTIST HEALTH MEDICAL PLAZA			1	100%	1
KIOSK MEDICINE KENTUCKY LLC		1			1
BLACK STALLION WALK IN AND EXERCISE CLINICS LLC		1			1
CLEVELAND CLINIC OUTPATIENT LABORATORY			1	100%	1
Monument Health Strugis Care Center		1			1
Kroger 929 - The Little Clinic Corryville		1			1
KENT		1			1
CARSON NURSING AND REHABILITATION CENTER		1			1
PALM WEST INTERNIST PA			1	100%	1
MEMORIAL HOSPITAL MIRAMAR WAIVED TESTING			1	100%	1
CENTRAL ALABAMA HEALTH CARE SYSTEM			1	100%	1
USCG ABBOTT BINAXNOW			1	100%	1
MEDEXPRESS URGENT CARE - FORT SMITH		1			1
Peninsula Nursing and Rehabilitation Center		1			1
WINTER GARDEN CHILDREN'S HEALTH CENTERS			1	100%	1
MEMORIAL HERMANN MEDICAL GROUP-ATASCOCITA PEDS			1	100%	1

COVID-19: testing by laboratory

Data through Jan 28, 2021 verified as of Jan 29, 2021 at 09:25 AM

Data in this report are provisional and subject to change.

The numbers in the table below represent the number of Florida and non-Florida residents for whom test results were received by the Department of Health. A person can be tested by more than one laboratory and can have both positive and negative results. **Therefore, the sum of the numbers in each column will be larger than the total number of people tested.**

Reporting lab	Inconclusive	Negative	Positive	Percent positive	Total
ADVANCED INDIVIDUALIZED MEDICINE OF NAPLES			1	100%	1
NORTHERN KENTUCKY HEALTH DEPARTMENT			1	100%	1
MEDEXPRESS URGENT CARE - MARTINSVILLE		1			1
ADVENTHEALTH DURAND			1	100%	1
MD NOW URGENT CARE			1	100%	1
Eagle Health and Rehabilitation		1			1
ARTESIAN HOME		1			1
MEDEX CLINIC LLC			1	100%	1
RIDGEFIELD PEDIATRIC ASSOCIATES		1			1
OHIOHEALTH URGENT CARE			1	100%	1
GRAND VILLA OF LAKELAND		1			1
LADY OF THE SEA HOSPITAL LAB			1	100%	1
CVS CT1123POCT SOUTHURY		1			1
Kroger 465 - The Little Clinic Oakley		1			1
NONA MEDICAL ARTS		1			1
UMASS MEMORIAL/MARLBORO HOSPITAL			1	100%	1
EAST RIDGE RETIREMENT VILLAGE INC		1			1
POETS WALK SARASOTA			1	100%	1
MEDEXPRESS URGENT CARE - WAYNESBURG		1			1
NORTHWEST TEXAS HEALTHCARE SYSTEM,INC			1	100%	1
MEDEXPRESS URGENT CARE, EDWARDSVILLE		1			1
CVS AZ7841POCT TUCSON		1			1
KROGER 915 - THE LITTLE CLINIC ANDERSON			1	100%	1
GATEWAY HEALTHCARE, PC			1	100%	1
HAYS CLINICAL LAB			1	100%	1
WillowBrooke Court at Westminster Village		1			1
NORTH COUNTY MEDICAL LAB			1	100%	1
CVS AZ9210POCT SCOTTSDALE		1			1
EXPRESS PHARMACY INC		1			1
BROOKS REHAB			1	100%	1
NORTH BROWARD MEDICAL CENTER			1	100%	1
Kroger - KRO03500568			1	100%	1
UF HEALTH - WILDLIGHT			1	100%	1
LOPEZ		1			1
LOURDES URGENT CARE			1	100%	1
Birmingham Nursing & Rehab Center		1			1
MADISON FACILITY INC			1	100%	1
Chateau Girardeau			1	100%	1
SOUTHEASTERN PATHOLOGY ASSOCIATES			1	100%	1
GRAND VILLA OF DEL RAY WEST		1			1
INDIAN RIVER CLINICAL LABORATORY, INC.		1			1
TAYLOR COUNTY HEALTH DEPARTMENT			1	100%	1
Big River Nursing and Rehab		1			1
MERCY GENERAL HOSPITAL			1	100%	1
FLORIDA DEPARTMENT OF HEALTH PALM BEACH COUNTY			1	100%	1
UNIVERSITY OF MIAMI PRIMARY CARE SITE UMHC 3039			1	100%	1

COVID-19: testing by laboratory

Data through Jan 28, 2021 verified as of Jan 29, 2021 at 09:25 AM

Data in this report are provisional and subject to change.

The numbers in the table below represent the number of Florida and non-Florida residents for whom test results were received by the Department of Health. A person can be tested by more than one laboratory and can have both positive and negative results. **Therefore, the sum of the numbers in each column will be larger than the total number of people tested.**

Reporting lab	Inconclusive	Negative	Positive	Percent positive	Total
BAPTIST MINOR MEDICAL CENTER			1	100%	1
PRIMACARE MEDICAL LAKEWOOD			1	100%	1
CLEVELAND CLINIC FLORIDA LABORATORY			1	100%	1
THE CLINIC ON SIXTH			1	100%	1
PM PEDIATRICS PC			1	100%	1
LOUIS STOKES CLEVELAND VA MEDICAL CENTER			1	100%	1
CVS CA9803POCT RIVERSIDE		1			1
PINNACLE DIALYSIS		1			1
NORTHWEST FLORIDA SPECIALTY PHYSICIANS LLC		1			1
OPTUM PRIMARY CARE			1	100%	1
LAKE PEDIATRICS			1	100%	1
Dugan Memorial Home		1			1
Kroger 126 - The Little Clinic Cottonwood		1			1
MARYLAND DEPARTMENT OF HEALTH AND MENTAL HYGIENE			1	100%	1
Integrity Healthcare of Carbondale			1	100%	1
HEALTH PLUS SUNRISE MEDICAL OFFICE			1	100%	1
LAKE VISTA DIALYSIS			1	100%	1
ER NEAR ME HULEN		1			1
CONCIERGE INTERNAL MEDICINE ASSOCIATES			1	100%	1
LABORATORIO MEDICO CENTRAL CONDOMINO MD			1	100%	1
ST. LUKE'S HOSPITAL			1	100%	1
ADVENTHEALTH IMAGING LAKE NONA			1	100%	1
BAPTIST ASI			1	100%	1
MIDDLETON PEDIATRICS			1	100%	1
TREASURE COAST PRIMARY CARE		1			1
FLORIDA EPIDEMIOLOGY PROGRAM			1	100%	1
CAREHERE LLC			1	100%	1
MORGAN STANELY HEALTH CENTER		1			1
WALGREEN#12147		1			1
ENCOMPASS HEALTH REHABILITATION OF ALTAMONTE			1	100%	1
Hearthstone Nursing and Rehabilitation Center		1			1
KANSAS CITY VA MEDICAL CENTER			1	100%	1
PROVIDENCE ST PETER HOSPITAL		1			1
Seal Rock Healthcare		1			1
ICARE		1			1
NORTHSIDE HOSPITAL DULUTH			1	100%	1
LIFELINK OF FLORIDA			1	100%	1
SLIDELL MEMORIAL HOSPITAL			1	100%	1
SONORAN DESERT PATHOLOGY			1	100%	1
MED FIRST IMMEDIATE CARE AND FAMILY PRACTICE			1	100%	1
MID AMERICA CLINICAL LABS			1	100%	1
Kroger 541 - The Little Clinic Long Hollow Pike		1			1
UNIVERSITY OF TEXAS AT EL PASO, THE			1	100%	1
FAMILY MEDICAL CLINIC KENDALL LLC			1	100%	1
STAMFORD HOSPITAL			1	100%	1
ATLANTIC DIAGNOSTICS			1	100%	1

COVID-19: testing by laboratory

Data through Jan 28, 2021 verified as of Jan 29, 2021 at 09:25 AM

Data in this report are provisional and subject to change.

The numbers in the table below represent the number of Florida and non-Florida residents for whom test results were received by the Department of Health. A person can be tested by more than one laboratory and can have both positive and negative results. **Therefore, the sum of the numbers in each column will be larger than the total number of people tested.**

Reporting lab	Inconclusive	Negative	Positive	Percent positive	Total
SMITH			1	100%	1
MINUTECLINIC DIAG OF IND, LLC #6250		1			1
Kroger 699 - The Little Clinic Smyrna		1			1
REELFOOT FAMILY WALK-IN CLINIC		1			1
INDIANA STATE DEPARTMENT OF HEALTH CLINIC MICROBIOLOGY		1			1
C A R E S		1			1
GOOD PEDIATRICS			1	100%	1
NEW YORK CITY DEPARTMENT OF HEALTH			1	100%	1
CARTERSVILLE MEDICAL CENTER			1	100%	1
MINUTECLINIC MINUTECLINIC #3665		1			1
PEDIATRIC URGENT CARE CENTR OF FORT WORTH-LA GRAN			1	100%	1
KIDS CARE PEDIATRICS PA			1	100%	1
SIGNATURE CARE COLLEGE STATION			1	100%	1
Fairhaven Retirement Community		1			1
SAINT JOSEPH'S HOSPITAL AND MEDICAL CENTER		1			1
MEDICAL ASSOCIATES OF THE SHOALS		1			1
Woodstock Nursing and Rehabilitation Center		1			1
ADVENTHEALTH MEDICAL GROUP PEDIATRICS DIABETES &			1	100%	1
LIFESPAN HEALTH - SELMER		1			1
JUPITER PEDIATRIC ASSOCIATES, PA			1	100%	1
NICKLAUS CHILDREN'S DORAL OUTPATIENT CENTER			1	100%	1
BROOKDALE PALM BEACH GARDENS			1	100%	1
Maple Lane Nursing Home		1			1
ORDRS, INC.			1	100%	1
CVS NH6596POCT HAMPTON		1			1
CVS OH3476POCT TIPP CITY		1			1
CVS IL2297652CV CHICAGO		1			1
MARINA DEL REY HOSPITAL LAB			1	100%	1
Arch Plaza Nursing and Rehabilitation Center			1	100%	1
CORNERSTONE OF RECOVERY INC		1			1
COX HEALTH SOUTH LAB			1	100%	1
KNOX COMMUNITY HOSPITAL			1	100%	1
CANDLER HOSPITAL			1	100%	1
CVS OH2486POCT NILES			1	100%	1
FREEPORT ER DOX URGENT CARE		1			1
BUFFALO CROSSINGS HEALTHCARE AND REHABILITATION CENTER			1	100%	1
UPMC NORTHWEST HOSPITAL			1	100%	1
HARDIN HEALTH INC		1			1
PINELLAS CHD - CLEARWATER			1	100%	1
GEORGETOWN URGENT CARE			1	100%	1
Kroger 523 - The Little Clinic Dickson			1	100%	1
CVS CA9103POCT ESCONDIDO		1			1
BATESVILLE - SHERWOOD URGENT CARE			1	100%	1
CHRISTUS GOOD SHEPHERD MEDICAL CENTER			1	100%	1
MADISON AT OVIEDO			1	100%	1
Chatham Nursing and Rehab Center		1			1

COVID-19: testing by laboratory

Data through Jan 28, 2021 verified as of Jan 29, 2021 at 09:25 AM

Data in this report are provisional and subject to change.

The numbers in the table below represent the number of Florida and non-Florida residents for whom test results were received by the Department of Health. A person can be tested by more than one laboratory and can have both positive and negative results. **Therefore, the sum of the numbers in each column will be larger than the total number of people tested.**

Reporting lab	Inconclusive	Negative	Positive	Percent positive	Total
NEWTON MEMORIAL HOSPITAL		1			1
FHCP ASC - ORANGE CITY			1	100%	1
Sanford Health & Rehabilitation			1	100%	1
VIP FAMILY PRACTICE			1	100%	1
UHS BINGHAMTON GENERAL			1	100%	1
CVS TX10016POCT PRINCETON		1			1
The Palms Nursing and Rehabilitation		1			1
TRANSPLANT GENOMICS INC (EUROFINS)		1			1
Kroger 395 - The Little Clinic Blanchester		1			1
CVS PA2688POCT COLLEGEVILLE		1			1
CENTRAL CAROLINA HOSPITAL			1	100%	1
2504-HOMEWOOD		1			1
SOUTHWEST ORLANDO FAMILY MEDICINE, PL			1	100%	1
SANTA CLARA VALLEY MEDICAL CENTER			1	100%	1
WESTCOAST FAMILY PRACTICE		1			1
PM PEDIATRICS OF BAYSIDE, PLLC - RIVE		1			1
SACRED HEART MEDICAL CENTER			1	100%	1
NEW HORIZON PRIMARY CARE LLC			1	100%	1
MDS PHARMA SERVICES		1			1
SOUTHEASTERN HEALTH FACILITES, INC		1			1
Riviera Health Resort		1			1
STEWART MEDICAL GROUP INC			1	100%	1
FIT4LIFE MEDICAL CENTER			1	100%	1
PUBLIX PHARMACY # 1236			1	100%	1
MEDEXPRESS-DOVER		1			1
DAYTONA BEACH CENTRA CARE			1	100%	1
UNIVERSITY COMMUNITY HEALTH SERVICES			1	100%	1
MEMORIAL HOSPITAL - BELLEVILLE			1	100%	1
TCPA CLINICAL LABORATORIES			1	100%	1
Alden Lincoln Park			1	100%	1
Kroger 768 - The Little Clinic Leestown Rd		1			1
ALIMETRIX INC		1			1
A.G. Rhodes		1			1
LAKELAND MEDICAL CENTER			1	100%	1
COVENANT HEALTH		1			1
Winter Garden Rehab and Nursing Facility		1			1
WESTON COUNTY HEALTH SERVICES			1	100%	1
CENTRAL FLORIDA HOSPITALIST			1	100%	1
GUIDEWELL EMERGENCY MEDICINE DOCTORS LLC #33			1	100%	1
BAPTIST EMERGENCY HOSPITAL - KELLY			1	100%	1
METRO HEALTH HOSPITAL LABORATORY		1			1
GATEWAY FAMILY HEALTH CLINIC			1	100%	1
COVE AT THE MARBELLA,THE			1	100%	1
WALGREENS #10308		1			1
HEALGEN SCIENTIFIC			1	100%	1
ALLIED PHYSICIANS GROUP		1			1

COVID-19: testing by laboratory

Data through Jan 28, 2021 verified as of Jan 29, 2021 at 09:25 AM

Data in this report are provisional and subject to change.

The numbers in the table below represent the number of Florida and non-Florida residents for whom test results were received by the Department of Health. A person can be tested by more than one laboratory and can have both positive and negative results. **Therefore, the sum of the numbers in each column will be larger than the total number of people tested.**

Reporting lab	Inconclusive	Negative	Positive	Percent positive	Total
USC VERDUGO HILLS HOSPITAL			1	100%	1
Parkview Care Center			1	100%	1
THE EDGEWATER AND WATERMAN VILLAGE			1	100%	1
CARESPOT - OCOEE			1	100%	1
Heartland of Perrysburg		1			1
MEDPOST - NORTH DALLAS			1	100%	1
Tremont Health & Rehabilitation Center		1			1
ST JOHNS EPISCOPAL HOSPITAL SOUTH SHORE		1			1
RIVERSIDE MEDICAL CENTER		1			1
MEMORIAL SATILLA HEALTH			1	100%	1
FLAGLER PROFESSIONAL HEALTH CARE SERVICES INC		1			1
CORIZON HEALTH INC			1	100%	1
ADVENT HEALTH - OWASA			1	100%	1
DIGNITY HEALING LLC			1	100%	1
ROAN MOUNTAIN MEDICAL CENTER			1	100%	1
ASPIRUS WAUSAU HOSPITAL			1	100%	1
HCR ManorCare Greentree		1			1
SHARON REGIONAL MEDICAL CENTER			1	100%	1
NORTH SHORE HEMATOLOGY-ONCOLOGY ASSOCI		1			1
LAB PLUS, LLC			1	100%	1
THE CHILDREN'S HOSPITAL OF PHILADELPHIA		1			1
BEAUFORT MEMORIAL			1	100%	1
CUSTOM SCRIPTS PHARMACY		1			1
STEWART FLORIDA ALF, INC			1	100%	1
EAST FL CORE LAB			1	100%	1
URGENT TEAM - NASHVILLE		1			1
ADAMS COUNTY HEALTH DEPARTMENT			1	100%	1
JOSHUA E CHESIR MD		1			1
A G RHODES HOME AT WESLEY WOODS		1			1
ROYAL OAK MEDICAL CENTER LLC DBA CHARACTER FAMILY			1	100%	1
NORTH RIVER FAMILY HEALTH CENTER			1	100%	1
TMH CANCER CENTER LABORATORY			1	100%	1
PULMONARY MEDICINE		1			1
SOUTHWOOD NURSING & RETIREMENT CENTER		1			1
Kroger 717 - The Little Clinic Dolphin Drive			1	100%	1
JOHN PETER SMITH HOSPITAL- OB TRIAGE			1	100%	1
Mountain View Manor			1	100%	1
PELICAN STATE OUTPATIENT CENTER			1	100%	1
FRESENIUS KIDNEY CARE			1	100%	1
FLORIDA STATE HOSPITAL CLINICAL LABORATORY		1			1
Holly Hill Healthcare Center			1	100%	1
AMD			1	100%	1
OPTUM OF HIALEAH		1			1
FINLAY MEDICAL RESEARCH CORP			1	100%	1
INLET CONCIERGE MEDICINE			1	100%	1
ST LUCIE COUNTY HEALTH DEPARTMENT			1	100%	1

COVID-19: testing by laboratory

Data through Jan 28, 2021 verified as of Jan 29, 2021 at 09:25 AM

Data in this report are provisional and subject to change.

The numbers in the table below represent the number of Florida and non-Florida residents for whom test results were received by the Department of Health. A person can be tested by more than one laboratory and can have both positive and negative results. **Therefore, the sum of the numbers in each column will be larger than the total number of people tested.**

Reporting lab	Inconclusive	Negative	Positive	Percent positive	Total
ADVENTHEALTH MEDICAL GROUP FAMILY AND INTERNAL			1	100%	1
FIU HEALTH CARE CENTER			1	100%	1
FRESENIUS SOUTH FORT MYERS		1			1
MEDERI CARETENDERS VS OF SE FL LLC DBA			1	100%	1
MIAMI VASCULAR SURGERY			1	100%	1
SISTERS MISSION			1	100%	1
MINUTECLINIC DIAG OF IND, LLC #4368		1			1
ISLANDS ASSISTED LIVING FACILITY,THE			1	100%	1
CVS PA7611POCT ALLISON PARK		1			1
Garden Isle Healthcare and Rehabilitation Center		1			1
PUBLIX PHARMACY #0332		1			1
CABELL HUNTINGTON HOSPITAL CLINICAL LAB			1	100%	1
Kroger 350 - The Little Clinic New Cut Road		1			1
NEMOURS CHILDREN'S PRIMARY CARE, ST CLOUD			1	100%	1
SOUTHERN SPRINGS HEALTH CARE		1			1
DIXITKUMAR N MODI MD PA			1	100%	1
GOOD SAMARITAN SOCIETY-FOREST CITY		1			1
MEDICAL ASSOCIATES OF PINELLAS - LAB			1	100%	1
MAXCARE CLINIC			1	100%	1
CRYSTAL RIVER FIRE DEPARTMENT			1	100%	1
WALKIN MEDICAL URGENT CARE,NEW CITY			1	100%	1
CVS MO8595POCT RAYMORE		1			1
Life Care Center of Auburn		1			1
LAKELAND REGIONAL HEALTH GRASSLANDS		1			1
SHAMRA MEDICAL LABORATORY			1	100%	1
THE CHRIST HOSPITAL			1	100%	1
LEELANAU OPCO, LLC		1			1
SKY RIDGE MEDICAL CENTER - MICRO			1	100%	1
BLOOD SYSTEMS LABORATORIES			1	100%	1
WELLCARE URGENT CARE			1	100%	1
CAH ACQUISITION COMPANY 11 LLC			1	100%	1
NYU WINTHROP HOSPITAL PATHOLOGY		1			1
WALGREENS #06025		1			1
Pinnacle Assisted Living			1	100%	1
Kroger 368 - The Little Clinic Frankfort West		1			1
SAINT ALPHONSUS REGIONAL MEDICAL CENTER			1	100%	1
Victory Health and Rehabilitation			1	100%	1
AFFILIATED LABORATORIES INC			1	100%	1
MAHONEY PEDIATRICS PA			1	100%	1
SACRED HEART HEALTH SYSTEM- MIDWIFE PROGRAM			1	100%	1
Shoreline Care Center			1	100%	1
SOUTHWEST FLORIDA DIVISION LAB			1	100%	1
NEVADA DEPARTMENT OF HEALTH AND HUMAN SERVICES			1	100%	1
CHI ST VINCENT LITTLE ROCK DIAGNOSTIC CLINIC			1	100%	1
CHATEAU MADELEINE - SENIOR LIVING & MEMORY CARE			1	100%	1
SURGERY CENTER, THE			1	100%	1

COVID-19: testing by laboratory

Data through Jan 28, 2021 verified as of Jan 29, 2021 at 09:25 AM

Data in this report are provisional and subject to change.

The numbers in the table below represent the number of Florida and non-Florida residents for whom test results were received by the Department of Health. A person can be tested by more than one laboratory and can have both positive and negative results. **Therefore, the sum of the numbers in each column will be larger than the total number of people tested.**

Reporting lab	Inconclusive	Negative	Positive	Percent positive	Total
CVS NV5286POCT HENDERSON		1			1
ACCESS MEDICAL GROUP OF TAMPA INC			1	100%	1
PORT ORANGE NURSING & REHAB			1	100%	1
HARBORCHASE OF VILLAGES CROSSING			1	100%	1
Walgreens #9278		1			1
MOUNT ST MARYS HOSPITAL OF NIAGARA FALLS			1	100%	1
BIOMAT ORLANDO		1			1
STEAMBOAT EMERGENCY CENTER			1	100%	1
WINDSOR AT OCALA			1	100%	1
HARDEE COUNTY FIRE RESCUE		1			1
PRIORITY CARE LLC			1	100%	1
HELEN HAYES HOSPITAL LABORATORY		1			1
Carrollton Manor Inc		1			1
MEDEXPRESS URGENT CARE - DANVILLE		1			1
MILFORD REGIONAL HOSPITAL			1	100%	1
Ramsey Village		1			1
Walgreens #5914		1			1
BOND COUNTY HEALTH DEPARTMENT			1	100%	1
Walgreens #5065		1			1
IRA FIALKO DO			1	100%	1
TITUSVILLE TOWERS ASSISTED LIVING		1			1
CARESPOT EXPRESS HEALTHCARE BOYNTON BEACH			1	100%	1
MERCYONE DES MOINES MEDICAL CENTER			1	100%	1
ANDREWS INSTITUTE AMBULATORY SURGERY CENTER		1			1
Strasburg Care Center		1			1
Harbert Hills Academy Nursing Home		1			1
GENESEE COUNTY HEALTH DEPARTMENT		1			1
Trucare Living Centers - Columbus		1			1
Vi at Aventura		1			1
CONSULATE HEALTH CARE OF VERO BEACH			1	100%	1
MALUHIA		1			1
MEDERI CARETENDERS			1	100%	1
MEDEXPRESS URGENT CARE - ST CLAIR, CLOVER DR.		1			1
COLUMBIA CREST CARE & RAHAB		1			1
Kroger 825 - The Little Clinic Dorothy Lane		1			1
DOCTORS HEARING			1	100%	1
BMC/NASSAU			1	100%	1
LANCASHIRE HALL NURSING AND REHABILITATION CENTER		1			1
EMERGENCY CARE SERVICES LAB AT JFK MEDICAL CENTER			1	100%	1
MEDIPLUS CLINIC, INC			1	100%	1
RICHICHI FAMILY HEALTH			1	100%	1
SEASONS HOSPICE AND PALLIATIVE CARE OF			1	100%	1
TUNIS STREET GROUP HOME		1			1
RAPID CITY REGIONAL HOSPITAL -579 ATTN. LABORATORY		1			1
MEDICAL CENTER OF CENTRAL GEORGIA			1	100%	1
ANSWERS RESOURCE FACILITY		1			1

COVID-19: testing by laboratory

Data through Jan 28, 2021 verified as of Jan 29, 2021 at 09:25 AM

Data in this report are provisional and subject to change.

The numbers in the table below represent the number of Florida and non-Florida residents for whom test results were received by the Department of Health. A person can be tested by more than one laboratory and can have both positive and negative results. **Therefore, the sum of the numbers in each column will be larger than the total number of people tested.**

Reporting lab	Inconclusive	Negative	Positive	Percent positive	Total
UNIVERSITY OF ILLINOIS VETERINARY DIAG		1			1
Bethany Manor		1			1
CROSS CREEK HEALTH CARE		1			1
PIONEER CLINICAL RESEARCH LLC			1	100%	1
ACCOMPLISHED HOME CARE		1			1
RIVIERA BEACH HEALTH CENTER LAB			1	100%	1
UHEALTH CARDIOLOGY			1	100%	1
MY URGENT CARE CLINIC			1	100%	1
HELIX BIOMEDICS LLC			1	100%	1
ANMED HEALTH MEDICAL CENTER			1	100%	1
FAST PACE URGENT CARE			1	100%	1
CHC SOUTHWEST FLORIDA LAB-LIVE			1	100%	1
CLEVELAND CLINIC AKRON GENERAL			1	100%	1
LIBERTY HEALTH CENTER			1	100%	1
ALLIANCE MD DIRECT PRIMARY CARE			1	100%	1
ACUPATH LABORATORIES INC			1	100%	1
CVS PA2687POCT EXTON		1			1
LAKEVIEW REGIONAL HOSPITAL			1	100%	1
MEDICAL SPECIALISTS OF THE PALM BEACHES INC			1	100%	1
NHC Chattanooga			1	100%	1
CARESPOT - LEE VISTA			1	100%	1
CACERES SPECIALIZED GYNECOLOGY		1			1
MEDICAL ASSOCIATES OF BREVARD LLC		1			1
CVS NC7047POCT DURHAM		1			1
DIGESTIVE DISEASE CARE PC		1			1
LAKE BALDWIN			1	100%	1
Elm Crest Senior Living Community		1			1
Kroger 353 - The Little Clinic Harpers Point		1			1
ALLIANCE LABORATORY SERVICES			1	100%	1
MEADOWS PARK HEALTH AND REHABILITATION		1			1
COLOMBO'S PHARMACY		1			1
SOUTHERN FAMILY HEALTH			1	100%	1
TAMPA HEALTH CARE PROVIDERS PA		1			1
Hillside Rehab and Care Center			1	100%	1
CLERMONT PEDIATRICS, PA			1	100%	1
BAYLOR SCOTT & WHITE MEDICAL SURGICAL CLINIC			1	100%	1
FAIRVIEW SOUTHDAL			1	100%	1
HARRIS URGENT CARE CENTER			1	100%	1
ST. PETERSBURG PEDIATRICS-SEMINOLE			1	100%	1
BRIDGEWATER PARK ASSISTED LIVING LLC			1	100%	1
LOUNDA		1			1
PRINCIPLE DIAGNOSTICS LLC			1	100%	1
DEPARTMENT OF HEALTH SERVICES			1	100%	1
SUNCREST OMNI		1			1
PROSPECT URGENT CARE			1	100%	1
ADVENTHEALTH MEDICAL GROUP OBSTETRICS			1	100%	1

COVID-19: testing by laboratory

Data through Jan 28, 2021 verified as of Jan 29, 2021 at 09:25 AM

Data in this report are provisional and subject to change.

The numbers in the table below represent the number of Florida and non-Florida residents for whom test results were received by the Department of Health. A person can be tested by more than one laboratory and can have both positive and negative results. **Therefore, the sum of the numbers in each column will be larger than the total number of people tested.**

Reporting lab	Inconclusive	Negative	Positive	Percent positive	Total
CVS AZ5026POCT MESA		1			1
PAUL C SCHWARTZ & MELVIN L WEIDMAN		1			1
PINEVILLE PHARMACY			1	100%	1
MEDEXPRESS URGENT CARE - ROSS TOWNSHIP		1			1
ADVENTHEALTH PHYSICIAN GROUP - APPLEWOOD			1	100%	1
DISCOVERY AT HOME, LLC			1	100%	1
Rio Grande City Nursing and Rehab Center			1	100%	1
CITRONELLE HEALTH AND REHABILITATION CENTER		1			1
FLORIDA DIGESTIVE AND LIVER SPECIALISTS			1	100%	1
WELLMED AT FORT PIERCE		1			1
ATMORE COMMUNITY HOSPITAL			1	100%	1
FALKVILLE HEALTHCARE		1			1
SOLARIS HEALTHCARE PLANT CITY		1			1
TIMPANOGOS REGIONAL HOSPITAL			1	100%	1
CVS CA9715POCT THOUSAND OAKS		1			1
HARBOR BEACH NURSING AND REHABILITATION CENTER			1	100%	1
WEST BOCA MEDICAL CENTER			1	100%	1
ACCESS FAMILY CARE LLC			1	100%	1
THEDACARE FAMILY MEDICINE GATEWAY			1	100%	1
MEDICAL CITY NORTH HILLS			1	100%	1
PRISMA HEALTH TUOMEY LABORATORY			1	100%	1
TITUSVILLE REHABILITATION AND NURSING CENTER		1			1
Winter Park Care and Rehab			1	100%	1
SC-GA2018 THE RIDGE REHABILITATION & H		1			1
OAKMONT WEST- GREENVILLE SC		1			1
CAREFIRST URGENT CARE - BEECHMONT			1	100%	1
VANAJA SUREDDI MD PA			1	100%	1
MEDEXPRESS URGENT CARE - BECKLEY		1			1
LANTANA HC LAB			1	100%	1
TANVIR H SHAGAR NP		1			1
HAMILTON CHD		1			1
LEHIGH PULMONARY ASSOCIATES			1	100%	1
STANDIFER PLACE		1			1
LAKESIDE MEDICAL CENTER		1			1
Kroger 441 - The Little Clinic Middletown		1			1
FAMILY MEDICAL CENTER		1			1
Eddy Memorial Geriatric Center		1			1
ELEMENTS PHARMACY			1	100%	1
SUREPOINT URGENT CARE PADRE ISLAND			1	100%	1
ST. MARY MEDICAL CENTER		1			1
OCALA RKC EAST HEMO #1			1	100%	1
ISLAND NURSING HOME			1	100%	1
Mayfair Village Nursing Care Center		1			1
USF PHYSICIANS GROUP			1	100%	1
CARING PROFESSIONAL HEALTH CARE LLC		1			1
NORTH SHORE HEMATOLOGY-ONCOLOGY ASSOCIATES PC		1			1

COVID-19: testing by laboratory

Data through Jan 28, 2021 verified as of Jan 29, 2021 at 09:25 AM

Data in this report are provisional and subject to change.

The numbers in the table below represent the number of Florida and non-Florida residents for whom test results were received by the Department of Health. A person can be tested by more than one laboratory and can have both positive and negative results. **Therefore, the sum of the numbers in each column will be larger than the total number of people tested.**

Reporting lab	Inconclusive	Negative	Positive	Percent positive	Total
CLINICAL PATHOLOGY LABORATORIES SOUTHEAST INC			1	100%	1
WEST DADE PEDIATRICS			1	100%	1
Princeton Place			1	100%	1
UNIVERSITY OF MIAMI SCCC RESEARCH LABORATORY			1	100%	1
Kroger 339 - The Little Clinic Highlands - Bardstown Road		1			1
BASCOM PALMER-MICRO LAB			1	100%	1
DIXIE REGIONAL MEDICAL CENTER			1	100%	1
NEW MILFORD HOSPITAL			1	100%	1
Metairie Healthcare Center			1	100%	1
DEPT OF VA MEDICAL CENTER - MIAMI			1	100%	1
GENESIS HEALTH SYSTEM			1	100%	1
MIDWAY SPECIALTY CARE CENTER INC		1			1
ARNOLD PALMER HOSPITAL LAB POCT		1			1
AESTHETIC PHYSICIANS PC			1	100%	1
SAINT PETE MRI			1	100%	1
SPRINGBROOK HOSPITAL			1	100%	1
BAXTER REGIONAL MEDICAL CENTER			1	100%	1
FORT LOUDOUN PRIMARY CARE		1			1
TRAVIS LEE THOMPSON MD			1	100%	1
PARK AVENUE DERMATOLOGY NORTH			1	100%	1
BROOKDALE AVONDALE (BU 04360)			1	100%	1
TWIN			1	100%	1
HOWELL BRANCH COURT			1	100%	1
COMMUNITY MEDICAL CARE			1	100%	1
PALMS OF FT MYERS,THE			1	100%	1
MEMORIAL HEALTH UNIVERSITY MEDICAL CENTER			1	100%	1
LITTLE COMPANY OF MARY HOSPITAL			1	100%	1
PRACTITIONERS IN MOTION			1	100%	1
PRIMARY CARE GROUP LLC		1			1
Garden View Care Center at Dougherty Ferry		1			1
Waters of Covington		1			1
WINDSOR MANOR			1	100%	1
PENINSULA REGIONAL MED CTR LAB			1	100%	1
LOGAN COUNTY HOSPITAL			1	100%	1
RABI SINHA, MD		1			1
WORKFORCE HEALTH DEPARTMENT			1	100%	1
HOLSTON MEDICAL GROUP		1			1
CLUB HEALTH AND REHABILITATION CENTER, THE		1			1
WY RETIREMENT CENTER		1			1
FIVE STAR PREMIER RESIDENCES OF POMPAN0 BEACH			1	100%	1
FLAGLER COUNTY BOARD OF COUNTY COMMISSIONERS			1	100%	1
BRIAN C GRINER MD LLC			1	100%	1
OAKMONTE VILLAGE OF DAVIE			1	100%	1
VA OPTOMETRY CLINIC			1	100%	1
BICKERTON, DAWN		1			1
GOSHEN MEDICAL CENTER			1	100%	1

COVID-19: testing by laboratory

Data through Jan 28, 2021 verified as of Jan 29, 2021 at 09:25 AM

Data in this report are provisional and subject to change.

The numbers in the table below represent the number of Florida and non-Florida residents for whom test results were received by the Department of Health. A person can be tested by more than one laboratory and can have both positive and negative results. **Therefore, the sum of the numbers in each column will be larger than the total number of people tested.**

Reporting lab	Inconclusive	Negative	Positive	Percent positive	Total
MINUTECLINIC DIAGNOSTICS OF OKLAHOMA		1			1
Mercy Manor Transition Center			1	100%	1
FRANKLIN CBOC			1	100%	1
MEDOR/ACC SYNCHRONY			1	100%	1
Florence Home		1			1
CHILDREN'S MEDICAL CENTER-EAST ORLANDO			1	100%	1
IVY ROSEN MD PLLC		1			1
COMMUNITY HOSPITALS INDIANAPOLIS			1	100%	1
SOUTHEASTERN INTEGRATED MEDICAL PL			1	100%	1
Robert Wood Johnson University Hospital			1	100%	1
OAKWOOD HOSPITAL - SOUTHSORE			1	100%	1
LEE MEMORIAL HOSPITAL OUTPATIENT SURGERY CENTER			1	100%	1
Excel Care Center			1	100%	1
ST VINCENTS AMBULATORY CARE INC			1	100%	1
ST JOHNS PEDIATRICS PA		1			1
BORINQUEN HEALTH CENTER			1	100%	1
NORTH SHORE MEDICAL CENTER - SALEM HOSPITAL			1	100%	1
Valley View Health and Rehabilitation, LLC		1			1
INNOVATIVE GENOMICS, LLC			1	100%	1
Brookdale Southside			1	100%	1
BROOKDALE FORT MYERS LAKES PARK			1	100%	1
CVS MINUTE CLINIC #5836		1			1
HYDE PARK MEDICAL CENTER		1			1
SARHA DOCTORS CENTER			1	100%	1
Walgreens #12427			1	100%	1
			1	100%	1
Longwood Community Living Center		1			1
MOSAIC MEDICAL CENTER MARYVILLE			1	100%	1
NORTH FLORIDA CHILD DEVELOPMENT, INC			1	100%	1
EVERGREEN NURSING HOME		1			1
CVS NC3319POCT CHARLOTTE		1			1
MODERN URGENT CARE			1	100%	1
CHILTON MEDICAL CENTER		1			1
DIVERSE MEDICAL CARE LLC			1	100%	1
Waddell Nursing & Rehab Center		1			1
CARE STATION MEDICAL GROUP		1			1
MISSOURI DEPARTMENT OF HEALTH AND SENIOR SERVICES - STATE PH LAB		1			1
MINUTECLINIC DIAGNOSTIC OF NH, LLC (CL		1			1
Kroger 550 - The Little Clinic Bellevue		1			1
MIAMI CEREBRAL PALSY RESIDENTIAL			1	100%	1
UNIVERSITY URGENT CARE			1	100%	1
CVS IL8753POCT CHICAGO		1			1
MOUNT SINAI MEDICAL CENTER OF FLORIDA, INC			1	100%	1
VCU HEALTH SYSTEM AUTHORITY - MCV HOSPITALS			1	100%	1
RIVERSIDE COUNTY PUBLIC HEALTH LABORATORY			1	100%	1
BROOKDALE VERO BEACH SOUTH AL		1			1

COVID-19: testing by laboratory

Data through Jan 28, 2021 verified as of Jan 29, 2021 at 09:25 AM

Data in this report are provisional and subject to change.

The numbers in the table below represent the number of Florida and non-Florida residents for whom test results were received by the Department of Health. A person can be tested by more than one laboratory and can have both positive and negative results. **Therefore, the sum of the numbers in each column will be larger than the total number of people tested.**

Reporting lab	Inconclusive	Negative	Positive	Percent positive	Total
IZ MEDICAL		1			1
AMERICAN LAB LLC		1			1
WW Chem Auto SS			1	100%	1
SIMPLY HEALTHCARE AND WELLNESS CLINIC, PC			1	100%	1
CVS NV5942POCT LAS VEGAS		1			1
BAPTIST HEALTH SURGERY CENTER			1	100%	1
MINNESOTA DEPARTMENT OF HEALTH LABORATORY			1	100%	1
CARENOW URGENT CARE - SPRING			1	100%	1
SOMERSET			1	100%	1
IMMY LABS			1	100%	1
LIFEGUARD AMBULANCE SERVICE LLC - BAY COUNTY			1	100%	1
WELLMED AT LINEBAUGH AVE			1	100%	1
Kroger - KRO70300083			1	100%	1
RESIDENCES AT MIAMI / REIGN GARDENS LLC, THE			1	100%	1
DOCTORS CARE - AIKEN MALL			1	100%	1
MERITUS MEDICAL CENTER			1	100%	1
XSTREMEMD			1	100%	1
Fairview			1	100%	1
BRUCE S WEST MD			1	100%	1
DIAMOND SPEEDWAY DIALYSIS			1	100%	1
HEARTLAND REGIONAL MEDICAL CENTER		1			1
HOME AIDE SVC OF EASTERN NY INC D/B/A		1			1
EAST TENNESSEE STATE UNIVERSITY		1			1
1ST CHOICE URGENT CARE CENTER LLC			1	100%	1
PEDIATRIC PARTNERS OF ZEPHYRHILLS PA			1	100%	1
Villages of St.Peters		1			1
JOHN D. ARCHBOLD MEMORIAL HOSPITAL			1	100%	1
LABONE		1			1
PALM COAST DRAW STATION/AMERICAN HEALTH ASSOCIATES		1			1
CARENOW MIDTOWN			1	100%	1
ENCOMPASS HEALTH HOME HEALTH		1			1
URGENT CARE CENTER OF PORT ORANGE LLC			1	100%	1
HALIFAX HEALTH PRIMARY CARE			1	100%	1
ORLANDO HEALTH MEDICAL GROUP			1	100%	1
CVS OH3301POCT WOODMERE		1			1
ANY LAB TEST NOW JACKSONVILLE		1			1
MINUTE CLINIC DIAGNOSTIC PA			1	100%	1
DAVITA DIALYSIS-NORTH			1	100%	1
BAYCARE OUTREACH LAB WH SOUTH			1	100%	1
CHILDRENS SPECIALIST PEDIATRIC PULMMOLOGY &			1	100%	1
SUMMIT LABORATORY			1	100%	1
Kroger 379 - The Little Clinic Stony Brook		1			1
PENSACOLA PATHOLOGY		1			1
Kroger 524 - The Little Clinic Iron Bridge Road		1			1
SANTA MONICA CA-UCLA MC			1	100%	1
FLORIDA CLINICAL LABORATORY INC DBA			1	100%	1

COVID-19: testing by laboratory

Data through Jan 28, 2021 verified as of Jan 29, 2021 at 09:25 AM

Data in this report are provisional and subject to change.

The numbers in the table below represent the number of Florida and non-Florida residents for whom test results were received by the Department of Health. A person can be tested by more than one laboratory and can have both positive and negative results. **Therefore, the sum of the numbers in each column will be larger than the total number of people tested.**

Reporting lab	Inconclusive	Negative	Positive	Percent positive	Total
DR PHILLIPS CENTER FOR WELLNESS		1			1
CVS GA7064POCT STOCKBRIDGE		1			1
RIDGE OPTUM FLORIDA			1	100%	1
THE HEART HOSPITAL BAYLOR PLANO			1	100%	1
LUMICO LIFE INSURANCE COMPANY		1			1
DOCTOR TODAY URGENT CARE			1	100%	1
MEDEXPRESS URGENT CARE - CABOT			1	100%	1
MINUTE CLINIC DIAGNOSTICS OF IN, LLC #6252		1			1
FLORHAM PARK ENDOSCOPY CENTER		1			1
PHYSICIANS IMMEDIATE CARE			1	100%	1
GOLDING-GRANADO MEDICAL ASSOCIATES		1			1
TARRYTOWN PHARMACY			1	100%	1
Kroger 909 - The Little Clinic Hamilton			1	100%	1
HARMONY HEALTHCARE ORLANDO INC		1			1
SMITH KLINE			1	100%	1
NORTH MIAMI BEACH SURGICAL CENTER			1	100%	1
PATHOLOGYT & LAB MEDICINE SERVICES			1	100%	1
LEHIGH REGIONAL WOUND CENTER			1	100%	1
CVS NV9841POCT RENO			1	100%	1
CVS NV9586POCT RENO		1			1
DONALSONVILLE HOSPITAL			1	100%	1
Good Samaritan Society Waukon		1			1
LCMC LAB SUBSECTION		1			1
MOBILE MEDICAL CLINIC			1	100%	1
HEALTH ALLIANCE			1	100%	1
CATHEDRAL GERONTOLOGY CENTER DBA CATHEDRAL CARES			1	100%	1
VETERANS AFFAIRS MEDICAL CENTER - EAST ORANGE			1	100%	1
TALLAHASSEE PRIMARY CARE ASSOCIATES PA			1	100%	1
ELLIS HOSPITAL URGENT CARE CENTER LAB		1			1
METROWEST MEDICAL CENTER - FRAMINGHAM			1	100%	1
SUTTER GOULD MEDICAL FOUNDATION			1	100%	1
Lutheran Community at Telford		1			1
FLORIDA HOSPITAL ORMOND BEACH			1	100%	1
ARLINGTON ADULT RESIDENTIAL FACILITY, INC			1	100%	1
POMPANO BEACH ARTIFICIAL KIDNEY CENTER			1	100%	1
Kroger 57 - The Little Clinic Jay C Charlestown		1			1
ELDER ALTERNATIVES INC			1	100%	1
SEWALLS POINT PHARMACY INC			1	100%	1
HEALTH FIRST MEDICAL GROUP LLC			1	100%	1
Bon Secours Place			1	100%	1
MEMORIAL HERMANN SOUTHWEST HOSPITAL			1	100%	1
BEAUMONT HOSPITAL, GROSSE POINTE			1	100%	1
CELEBRATION HOSPITAL			1	100%	1
ADVANCED URGENT CARE PLLC		1			1
Senatobia Healthcare & Rehab		1			1
ALPHA 1 ANTITRYPSIN RESEARCH PROGRAM			1	100%	1

COVID-19: testing by laboratory

Data through Jan 28, 2021 verified as of Jan 29, 2021 at 09:25 AM

Data in this report are provisional and subject to change.

The numbers in the table below represent the number of Florida and non-Florida residents for whom test results were received by the Department of Health. A person can be tested by more than one laboratory and can have both positive and negative results. **Therefore, the sum of the numbers in each column will be larger than the total number of people tested.**

Reporting lab	Inconclusive	Negative	Positive	Percent positive	Total
MEDCOR INC			1	100%	1
CVS MN6811POCT PLYMOUTH		1			1
SONNI'S PEDIATRICS			1	100%	1
Central Park Healthcare & Rehabilitation Center		1			1
FELD ENTERTAINMENT			1	100%	1
CVS IN8669POCT INDIANAPOLIS		1			1
OCALA REGIONAL KIDNEY CENTER EAST			1	100%	1
LARKIN COMMUNITY HOSPITAL PALM SPRINGS CAMPUS			1	100%	1
NEW ERA HEALTH CENTER INC		1			1
PARTNERS IN PRIMARY CARE		1			1
MEDSTAR HEALTH URGENT CARE			1	100%	1
Redwood Springs Healthcare			1	100%	1
CVS MO4850POCT SPRINGFIELD		1			1
Vibrantlife of El Paso Rehabilitation Center			1	100%	1
ROYAL CARE MEDICAL CENTER			1	100%	1
CORPUS CHRISTI MEDICAL CENTER			1	100%	1
PHYSICIANS URGENT CARE			1	100%	1
Kroger 127 - The Little Clinic Lakewood-Alameda		1			1
MIL LAKE HEALTHCARE CENTER INC PEDIATRICS			1	100%	1
SPARTANBURG REGIONAL MEDICAL CENTER			1	100%	1
DW MCMILLAN MEMORIAL HOSPITAL LABORATORY			1	100%	1
MINUTECLINIC DIAGNOSTIC OF NEW MEXICO LLC #7552		1			1
SUNCOAST COMMUNITY HEALTH CENTERS INC		1			1
COMMONWEALTH OF VIRGINIA DIVISION OF CONSOLIDATED LABORATORY SERVICES			1	100%	1
Kroger 49 - The Little Clinic Wichita - 21st St.			1	100%	1
ABBOTT LABORATORIES - OCCUPATIONAL HEALTH SERVICES			1	100%	1
BAPTIST HEALTH EXPRESS CARE			1	100%	1
TREASURE COAST COMMUNITY HEALTH INC			1	100%	1
SILVERMAN			1	100%	1
KIDSVILLE PEDIATRICS IV PA		1			1
DEACONESS URGENT CARE CENTER			1	100%	1
SOUTHERN WINDS			1	100%	1
TENNOVA HEALTHCARE - CLEVELAND			1	100%	1
ASCENSION ST VINCENT'S - WESTSIDE			1	100%	1
NSPIRE HEALTHCARE PLANTATION			1	100%	1
ROYAL PALM PEDIATRICS			1	100%	1
PHYSICIAN ASSOCIATES, LLC			1	100%	1
Vista Park			1	100%	1
ASHLEY CLINICAL DIAGNOSTIC LABORATORY			1	100%	1
Heartland Health Care Center Jacksonville			1	100%	1
EVEXIA DIAGNOSTICS			1	100%	1
COLLINS NURSING HOME		1			1
LAMARQUE DIALYSIS			1	100%	1
ADVANCED RESEARCH AND DIAGNOSTIC LABORATORY UNIVERSITY OF MINNESOTA			1	100%	1
777 URGENT CARE			1	100%	1
WEST VIRGINIA UNIVERSITY HOSPITALS			1	100%	1

COVID-19: testing by laboratory

Data through Jan 28, 2021 verified as of Jan 29, 2021 at 09:25 AM

Data in this report are provisional and subject to change.

The numbers in the table below represent the number of Florida and non-Florida residents for whom test results were received by the Department of Health. A person can be tested by more than one laboratory and can have both positive and negative results. **Therefore, the sum of the numbers in each column will be larger than the total number of people tested.**

Reporting lab	Inconclusive	Negative	Positive	Percent positive	Total
MEMORIAL HERMANN KATY HOSPITAL			1	100%	1
MEDEXPRESS URGENT CARE, MOSSIDE		1			1
RCP OF MEMORIAL WEST			1	100%	1
Baypoint Healthcare Center			1	100%	1
CERMAK HEALTH SERVICES			1	100%	1
FOUNDATION LABORATORY			1	100%	1
MEDAC AT PORTERS NECK			1	100%	1
VA CBOC			1	100%	1
Kroger 409 - The Little Clinic Hebron Marketplace			1	100%	1
SHELBYVILLE HOSPITAL COMPANY		1			1
SUMMERFIELD PAIN MANAGEMENT			1	100%	1
ST MICHAEL'S ELITE MEDICAL HOSPITAL			1	100%	1
C V S / PHARMACY #833		1			1
MOUNT SINAI MEDICAL CENTER AVENTURA ER			1	100%	1
SANTA BARABARA ALF LLC (THE WINDSOR)			1	100%	1
HABANA HEALTH CARE CENTER			1	100%	1
WEST COCOA PHARMACY			1	100%	1
AZALEALAND NURSING HOME		1			1
LOUISIANA STATE LAB			1	100%	1
BEAUMONT REFERENCE LABORATORY			1	100%	1
Niles Nursing and Rehab. Center		1			1
WELL-KEY URGENT CARE SEVIERVILLE			1	100%	1
FLORIDA FAMILY LABORATORY		1			1
Ravenwood Speciality Care		1			1
PROGENESIS INC			1	100%	1
ALLEGHENY GENERAL HOSPITAL			1	100%	1
Manassas Health & Rehab			1	100%	1
BL DIAGNOSTICS LLC			1	100%	1
PARK AVENUE PEDIATRICS PC		1			1
CVS IN6572POCT INDIANAPOLIS		1			1
CHIEFLAND MEDICAL CENTER			1	100%	1
Signature Healthcare of Georgetown		1			1
MC DIAGNOSTIC OF CONNECTICUT, PC #252			1	100%	1
BOULDER COMMUNITY HOSPITAL			1	100%	1
MEDCOR, INC			1	100%	1
JMJ FAMILY PRACTICE			1	100%	1
STEPHENS COUNTY HOSPITAL			1	100%	1
FLORIDA HOSPITAL LAB			1	100%	1
Florida Baptist Retirement Center		1			1
CURELOGICS WOUND CARE & HYPERBARIC CENTER		1			1
KEY WEST HMA PHYSICIAN MANAGEMENT, LLC			1	100%	1
TMH PHYSICIAN PARTNERS QUINCY			1	100%	1
SUPREME LABORATORY			1	100%	1
Chestnut Ridge Nursing & Rehab		1			1
MINUTECLINIC DIAGNOSTIC OF VIRGINIA, LLC #1980		1			1
SOMA MEDICAL CENTER PA #3 PALOMINO			1	100%	1

COVID-19: testing by laboratory

Data through Jan 28, 2021 verified as of Jan 29, 2021 at 09:25 AM

Data in this report are provisional and subject to change.

The numbers in the table below represent the number of Florida and non-Florida residents for whom test results were received by the Department of Health. A person can be tested by more than one laboratory and can have both positive and negative results. **Therefore, the sum of the numbers in each column will be larger than the total number of people tested.**

Reporting lab	Inconclusive	Negative	Positive	Percent positive	Total
MOSOLF PEDIATRICS PA			1	100%	1
LAKE REGIONAL HEALTH			1	100%	1
FRASER MEMORIAL HOSPITAL			1	100%	1
The Carrington		1			1
UT HEALTH RGV CLINICAL LABORATORY			1	100%	1
PROGRESSIVE MEDICAL LAB LLC			1	100%	1
ManorCare Rehab Center of Marietta		1			1
SPECTRUM LABORATORY			1	100%	1
Country View of Sunbury			1	100%	1
CVS AZ5892POCT LAVEEN		1			1
OMAHA VA MEDICAL CENTER			1	100%	1
SELF REGIONAL HEALTHCARE			1	100%	1
MEDEXPRESS URGENT CARE - DERBY N ROCK		1			1
BNJ		1			1
CVS NJ617POCT CEDAR GROVE		1			1
ADVANCED HEALTHCARE ASSOCIATES		1			1
AFTER HOURS CLINIC			1	100%	1
APPLECARE URGENT CARE KINGSLAND			1	100%	1
UF HEALTH THE VILLAGES			1	100%	1
PLEASANT RIDGE MANOR WEST		1			1
MEA PRIMARY CARE PLUS BYRAM			1	100%	1
INHEALTH LIFE SCIENCES LLC			1	100%	1
THE TOLEDO HOSPITAL			1	100%	1
Carington Park			1	100%	1
COLONIAL VILLA GOOD SAMARITAN CENTER		1			1
MID-FLORIDA CANCER CENTERS		1			1
VIRGINIA UROLOGY		1			1
BEST CARE COMMUNITY AND FAMILY HEALTH CENTER INC			1	100%	1
KIDSVILLE PEDIATRICS III PA			1	100%	1
SEACOAST PATHOLOGY PROFESSIONAL ASSOC		1			1
NYU WINTHROP LABORATORY		1			1
NORTHEAST FLORIDA HEALTH SERVICES			1	100%	1
15 TO KNOW			1	100%	1
YOUR HEALTH PEDIATRICS INC			1	100%	1
MEDEXPRESS URGENT CARE - ANDERSON		1			1
COSTCO PHARMACY #1023			1	100%	1
ONPOINT URGENT CARE			1	100%	1
Garden Villa Bedford		1			1
INSTANT MEDICAL CARE CENTER			1	100%	1
FAIRFIELD MEDICAL CENTER			1	100%	1
ST JOHNS MEDICAL CENTER		1			1
KANA MEDICAL			1	100%	1
Waycross Health and Rehabilitation		1			1
NORTH MANATEE HEALTH CARE CENTER			1	100%	1
BAYCARE OUTREACH LAB AT NEW TAMPA			1	100%	1
Kroger 130 - The Little Clinic Colorado Springs		1			1

COVID-19: testing by laboratory

Data through Jan 28, 2021 verified as of Jan 29, 2021 at 09:25 AM

Data in this report are provisional and subject to change.

The numbers in the table below represent the number of Florida and non-Florida residents for whom test results were received by the Department of Health. A person can be tested by more than one laboratory and can have both positive and negative results. **Therefore, the sum of the numbers in each column will be larger than the total number of people tested.**

Reporting lab	Inconclusive	Negative	Positive	Percent positive	Total
The Pines at Poughkeepsie Center for Nursing and Rehabilitation		1			1
CARESOUTH HHA HOLDINGS OF THE TREASURE COAST LLC			1	100%	1
ELITE MEDICAL LABORATORY SOLUTIONS LLC			1	100%	1
Sunnybrook Rehabilitation Center			1	100%	1
ARIZA WELLNESS CARE LLC			1	100%	1
CAREHERE HUDSON BAY			1	100%	1
BASCOM PALMER EYE INSTITUTE			1	100%	1
CONSOLIDATED			1	100%	1
LIFEPLUS HEALTHCARE GROUP INC		1			1
DOCTORS MEMORIAL HOSP HOME HEALTH CARE		1			1
MELBOURNE URGENT CARE			1	100%	1
Birmingham Nursing and Rehabilitation East LLC		1			1
DELRAY BEACH HEALTH CENTER			1	100%	1
GIFFORD MEMORIAL HOSPITAL		1			1
CAMBRIDGE HEALTH ALLIANCE			1	100%	1
MINUTECLINIC DIAGNOSTIC OF OHIO #5060		1			1
PARRISH MEDICAL GROUP			1	100%	1
Kroger 481 - The Little Clinic Houston Levee		1			1
MOORE CLINICAL RESEARCH INC			1	100%	1
TEXAS HEALTH ARLINGTON MEMORIAL		1			1
SOUTHWOOD HEALTHCARE CENTER		1			1
UNIVERSITY OF BALTIMORE WASHINGTON MEDICAL CENTER			1	100%	1
DIAGNOSTIC GROUP INTEGRATED HEALTHCARE			1	100%	1
TLC MEDICAL			1	100%	1
ADVENTHEALTH MEDICAL GROUP SENIOR HEALTH AT			1	100%	1
PUBLIX PHARMACY #1114			1	100%	1
SUMMIT COUNTY PUBLIC HEALTH DEPARTMENT			1	100%	1
REEVES COUNTY HOSPITAL DISTRICT			1	100%	1
CYPRESS VILLAGE REHAB CENTER		1			1
WVU MEDICINE AT SUNCREST TOWNE CENTRE			1	100%	1
ULTIMATE KIDNEY CARE			1	100%	1
CVS MA2297677CV BOSTON		1			1
WEST COAST CLINICAL LABS INC			1	100%	1
HOUSTON DEPARTMENT OF HEALTH AND HUMAN SERVICES			1	100%	1
SANDALWOOD NURSING CENTER		1			1
AUGUSTA HEALTH CLINICAL LABORATORY			1	100%	1
Avera Sr. James Care Center		1			1
VALLEY HOSPITAL MEDICAL CENTER		1			1
MEMORIAL HERMANN HOSPITAL			1	100%	1
UMASS MEMORIAL MEDICAL CENTER, INC		1			1
KAISER PERMANENTE REGIONAL REFERENCE LABORATORY		1			1
NAVARRO MEDICAL CENTERS LLC			1	100%	1
MEDEXPRESS URGENT CARE - HADLEY		1			1
CAROMONT HEALTH			1	100%	1
IVAN, MAYA			1	100%	1
KENDALL PEDIATRICS PARTNERS LLC			1	100%	1

COVID-19: testing by laboratory

Data through Jan 28, 2021 verified as of Jan 29, 2021 at 09:25 AM

Data in this report are provisional and subject to change.

The numbers in the table below represent the number of Florida and non-Florida residents for whom test results were received by the Department of Health. A person can be tested by more than one laboratory and can have both positive and negative results. **Therefore, the sum of the numbers in each column will be larger than the total number of people tested.**

Reporting lab	Inconclusive	Negative	Positive	Percent positive	Total
CVS IL2297144CV CHICAGO		1			1
DOCTORS AFTER HOURS URGENT CARE CENTER			1	100%	1
DR JAMES D FORBES FAMILY CARE CENTER			1	100%	1
MEDTOWN PHARMACY			1	100%	1
NASSAU COUNTY HEALTH DEPARTMENT-FERNANDINA BEACH C		1			1
WINNIFRED ASSISTED LIVING FACILITY INC		1			1
Bay View Nursing and Rehabilitation Center			1	100%	1
Lenbrook		1			1
MEDONE URGENT CARE			1	100%	1
MED-LAKE LABORATORY			1	100%	1
PREMIER MOBILE HEALTH SERVICES, LLC			1	100%	1
ST.ELIZABETH HEALTH CENTER	1				1
QC LABORATORY			1	100%	1
ST CATHERINE HOSPITAL LABORATORY			1	100%	1
Northern Nevada State Veterans Home		1			1
EVENTIDE LUTHERAN HOME		1			1
MEMORIALCARE LONG BEACH MEDICAL CENTER			1	100%	1
SWIFTCARE URGENT CARE, PLLC			1	100%	1
ENCOMPASS HEALTH REHABILITATION			1	100%	1
ELKHART GENERAL HOSPITAL			1	100%	1
HAWAII DEPARTMENT OF HEALTH LAB			1	100%	1
SOUTH FLORIDA URGENT CARE CENTERS, LLC			1	100%	1
CLEVELAND CLINIC OHIO LABORATORIES			1	100%	1
CVS DC134OPOCT WASHINGTON		1			1
HENRICO DOCTOR'S LABORATORY			1	100%	1
MAURY REGIONAL MEDICAL CENTER		1			1
Community Compassion Center of Batesville			1	100%	1
RIVERSIDE REGIONAL MED CENTER			1	100%	1
DELAWARE DEPARTMENT OF HEATH			1	100%	1
Falmouth By The Sea			1	100%	1
MC DIAGNOSTIC OF CONNECTICUT, PC #114		1			1
BROOKSHIRE, THE			1	100%	1
MEDEXPRESS URGENT CARE-MEADVILLE			1	100%	1
West Bay of Tampa Center			1	100%	1
CVS MA447POCT NORTHAMPTON		1			1
ESOTERIC LAB			1	100%	1
MIAMI-DADE COUNTY HEALTH DEPT.		1			1
NEW YORK PRESBYTERIAN HOSPITAL			1	100%	1
MID FLORIDA BIOLOGICALS			1	100%	1
THOMAS HOSPITAL			1	100%	1
UNIVERSITY OF NORTH CAROLINA HOSPITALS			1	100%	1
SMITH NORTHVIEW HOSPITAL LAB			1	100%	1
Cornerstone at the Ranch		1			1
Kroger 407 - The Little Clinic Lexington		1			1
DUKE UNIVERSITY POINT OF CARE TESTING PROGRAM			1	100%	1
DEVLIN MANOR NURSING AND REHABILITATION		1			1

COVID-19: testing by laboratory

Data through Jan 28, 2021 verified as of Jan 29, 2021 at 09:25 AM

Data in this report are provisional and subject to change.

The numbers in the table below represent the number of Florida and non-Florida residents for whom test results were received by the Department of Health. A person can be tested by more than one laboratory and can have both positive and negative results. **Therefore, the sum of the numbers in each column will be larger than the total number of people tested.**

Reporting lab	Inconclusive	Negative	Positive	Percent positive	Total
SANFORD LABORATORIES WATERTOWN			1	100%	1
MEDEXPRESS URGENT CARE - BENTON		1			1
TENNOVA ER - SANGO			1	100%	1
LAKE COMMUNITY ACTION AGENCY		1			1
CENTRAL FL INTERNAL MEDICINE ASSOCIATES LLC		1			1
RHODE ISLAND DEPARTMENT OF HEALTH LABORATORIES			1	100%	1
CVS TX1057POCT SAN ANTONIO		1			1
PALM BEACH COUNTY HEALTH DEPT.			1	100%	1
PARKRIDGE MEDICAL CENTER			1	100%	1
CITRUS HEALTH NETWORK INC			1	100%	1
ESCANDON DIAGNOSTIC CLINIC			1	100%	1
CHI ST. LUKE'S HEALTH BCM MEDICAL CENTER			1	100%	1
VAULT MEDICAL SERVICES			1	100%	1
PALM COAST DIALYSIS		1			1
441 URGENT CARE CENTER - BROWNWOOD			1	100%	1
Harris Hill Nursing Facility		1			1
WEST VIRGINIA LABORATORIES			1	100%	1
COLLIER BLVD HMA PHYSICIANS MANAGEMENT LLC			1	100%	1
Piqua Manor		1			1
COMMUNITY			1	100%	1
CARBON HEALTH			1	100%	1
FLORIDA CLINICAL RESEARCH CENTER, LLC			1	100%	1
MEDCARE QUALITY MEDICAL CENTER LLC			1	100%	1
BAPTIST HOSPITAL LABORATORY			1	100%	1
Kroger 419 - The Little Clinic Farmington/Exeter		1			1
CVS PA2582POCT SPRINGFIELD		1			1
SOUTHWEST REGIONAL PCR LABORATORY			1	100%	1
FULGENT GENETICS HOUSTON		1			1
DOCTORS CARE - GREER		1			1
NATION'S BEST CARE HOME HEALTH			1	100%	1
METROPOLITAN CHARITIES INC			1	100%	1
MARTIN HEALTH PHYSICIAN GROUP			1	100%	1
NEW SMYRNA BEACH AMBULATORY CARE CTR			1	100%	1
Lynwood		1			1
Kroger 448 - The Little Clinic Mason		1			1
Crowne Place Assisted Living		1			1
Kroger 907 - The Little Clinic Holland		1			1
ENZO LABS INC			1	100%	1
WEST FLORIDA MEDICAL ASSOCIATES, PA			1	100%	1
COBLESKILL REGIONAL HOSPITAL		1			1
LAKE LURE HEALTH CENTER			1	100%	1
ADVANCE MD CARE			1	100%	1
NEW RIVER HEALTH DISTRICT			1	100%	1
Juniper Village at Bucks County		1			1
EAST COAST INSTITUTE FOR RESEARCH LLC			1	100%	1
STERLING HOUSE OF PORT ORANGE		1			1

COVID-19: testing by laboratory

Data through Jan 28, 2021 verified as of Jan 29, 2021 at 09:25 AM

Data in this report are provisional and subject to change.

The numbers in the table below represent the number of Florida and non-Florida residents for whom test results were received by the Department of Health. A person can be tested by more than one laboratory and can have both positive and negative results. **Therefore, the sum of the numbers in each column will be larger than the total number of people tested.**

Reporting lab	Inconclusive	Negative	Positive	Percent positive	Total
MERITER LABORATORIES			1	100%	1
Walgreens #3661		1			1
MEDICAL CENTER			1	100%	1
MISSION HOSPITAL			1	100%	1
Kroger 753 - The Little Clinic Goss Avenue		1			1
LIFELINK TRANSPLANT INSTITUTE LAB			1	100%	1
MEDEXPRESS URGENT CARE - MYLAN			1	100%	1
Manor Care Health Care Services - Williamsport North		1			1
Cottage of the Shoals		1			1
AURORA HEALTH CARE METRO INC			1	100%	1
ATHENA PLASTIC SURGERY		1			1
BLACKBERRY CENTER, THE		1			1
LABORATORIO BUENA SALUD			1	100%	1
BUFFALO VAMC			1	100%	1
SAN JOSE CLINIC		1			1
DEVANSH LAB WERKS		1			1
NORWALK HOSPITAL			1	100%	1
WATERTOWN URGENT CARE		1			1
FLEMING ISLAND CENTER FOR CLINICAL RESEARCH		1			1
APALACHEE CENTER INC		1			1
ADVANCED CARDIOVASCULAR DIAGNOSTICS OF FL			1	100%	1
SELECT MEDICAL CLINIC			1	100%	1
SUPERKIDS PEDIATRICS			1	100%	1
NF Escambia, LLC DBA Olive BranchHealth and Rehabilitaion Center			1	100%	1
ST JOHN'S HOME CARE			1	100%	1
CVS IL5797POCT CAROL STREAM		1			1
NHC HealthCare St. Charles		1			1
RAMBAM URGENT CARE			1	100%	1
NIBHA MEDIRATTA MD PL			1	100%	1
WEILL CORNELL MEDICAL ASSOCIATES - EAST SIDE		1			1
ALLIED PEDIATRICS & FAMILY MEDICINE			1	100%	1
CARE CENTERS OF NASSAU LLC MINER ROAD NORTH		1			1
Autumn Care of Suffolk		1			1
VELOCITY URGENT CARE - LITTLE CREEK			1	100%	1
FAMILY MEDICAL CENTRE			1	100%	1
MISSOURI DEPT. OF HEALTH			1	100%	1
Rockcastle Health and Rehab		1			1
UT HEALTH RIO GRANDE VALLEY PRIMARY CARE AT			1	100%	1
CVS NC7213POCT MATTHEWS		1			1
ST JOHN'S MEDICAL CENTER, TETON VILLAGE			1	100%	1
CHOTA COMMUNITY HEALTH SERVICES		1			1
BLUFFTON HEALTH CENTER			1	100%	1
BRONSON METHODIST HOSPITAL			1	100%	1
JOHNSON & JOHNSON VISION CARE-VISTAKON			1	100%	1
WAYNE COUNTY PUBLIC HEALTH		1			1
GATEWAY LABORATORIES		1			1

COVID-19: testing by laboratory

Data through Jan 28, 2021 verified as of Jan 29, 2021 at 09:25 AM

Data in this report are provisional and subject to change.

The numbers in the table below represent the number of Florida and non-Florida residents for whom test results were received by the Department of Health. A person can be tested by more than one laboratory and can have both positive and negative results. **Therefore, the sum of the numbers in each column will be larger than the total number of people tested.**

Reporting lab	Inconclusive	Negative	Positive	Percent positive	Total
TRUCARE LIVING CENTERS - SELMA			1	100%	1
ACCESS HEALTH CARE PHYSICIANS LLC			1	100%	1
ELATION HEALTH		1			1
Miller Health Care Center			1	100%	1
HEALTH EXPRESS		1			1
Jacaranda Manor			1	100%	1
Douglas County Health Center		1			1
DAVENPORT PEDIATRICS CLERMONT PA		1			1
POINTE MEDICAL SERVICES INC			1	100%	1
EXAC CARE CROSSVILLE		1			1
WESTEX URGENT CARE, PLLC			1	100%	1
FAMILY MEDICINE AT CELEBRATION		1			1
CVS AZ10529POCT SCOTTSDALE		1			1
PRIMARY AND URGENT CARE			1	100%	1
CSL PLASMA LAB			1	100%	1
Valley Center (WV)			1	100%	1
VA COMMUNITY BASED CLINIC - LAKE CITY			1	100%	1
CLEMENT MANOR HEALTH CENTER		1			1
INFECTION CONTROL DEPT			1	100%	1
CVS TX7827POCT ROUND ROCK		1			1
Oakland Nursing and Rehabilitation Center		1			1
HEALTHCARE FOR THE HOMELESS			1	100%	1
ASSOCIATES MD MEDICAL GROUP INC			1	100%	1
Sherwood Oaks Health Center			1	100%	1
MED & CO INVESTMENT LLC		1			1
JP MORGAN CHASE HEALTH SERVICES			1	100%	1
UF KANAPHA LAB BEAKER		1			1
CONWAY - SHERWOOD URGENT CARE			1	100%	1
LEXINGTON HOSPITAL CORPORATION			1	100%	1
MED CHOICE CENTER OF NORTH MIAMI			1	100%	1
CVS NE2741POCT LA VISTA		1			1
CVS SC2250POCT COLUMBIA		1			1
HENRY FORD HOSPITAL			1	100%	1
Imperial Healthcare Centre			1	100%	1
ROCKLEDGE HEALTH & REHABILITATION CENTER			1	100%	1
University Plaza Rehabilitation and Nursing			1	100%	1
PREMIER PEDIATRICS			1	100%	1
SHAH			1	100%	1
AUTUMN HOUSE			1	100%	1
BAYMEADOWS PEDIATRIC CARE		1			1
UNIVERSITY OF SOUTH FLORIDA			1	100%	1
MCH PHYSICIANS GROUP			1	100%	1
BAPTIST HOSPITAL EAST			1	100%	1
STATE OF CALIFORNIA DOH SERVICES			1	100%	1
UUHC - REDSTONE HEALTH CENTER LABORATORY			1	100%	1
CARENOW LAKE WORTH			1	100%	1

COVID-19: testing by laboratory

Data through Jan 28, 2021 verified as of Jan 29, 2021 at 09:25 AM

Data in this report are provisional and subject to change.

The numbers in the table below represent the number of Florida and non-Florida residents for whom test results were received by the Department of Health. A person can be tested by more than one laboratory and can have both positive and negative results. **Therefore, the sum of the numbers in each column will be larger than the total number of people tested.**

Reporting lab	Inconclusive	Negative	Positive	Percent positive	Total
UCH LAB			1	100%	1
FLORIDA MEDICAL CENTER			1	100%	1
CTMD MEDICAL CENTER, PA			1	100%	1
SOUTHERN HILLS MEDICAL CENTER			1	100%	1
FLORIDA KEYS PED AND ADOLES CTR			1	100%	1
LSU MEDICAL CENTER			1	100%	1
NORTHEAST TEXAS DIALYSIS		1			1
TMH PHYSICIAN PARTNERS			1	100%	1
DECATUR MORGAN HOSPITAL - DECATUR GENE		1			1
BROOKDALE PALM COAST		1			1
HATLEY HEALTH CARE, INC		1			1
PROVIDENCE LABORATORY SERVICES		1			1
CONNECTICUT PEDIATRICS @ CHC		1			1
ADVANTA LABS, LLC		1			1
Kroger 923 - The Little Clinic Centerville		1			1
IM&P WELLNES CENTER			1	100%	1
LANGLEY DIALYSIS			1	100%	1
BROADWAY HEALTH FLORIDA MEDICAL CLINIC URGENT CARE			1	100%	1
HALIFAX HEALTH PRIMARY CARE ORMOND			1	100%	1
MEDICAL LIFE-INC GUIDEWELL EMERGENCY MEDICINE			1	100%	1
GRAND VIEW HOSPITAL			1	100%	1
PRIMARY CARE & PEDIATRICS - SHEPHERSTOWN		1			1
ST GERARD'S COMMUNITY OF CARE		1			1
WALGREENS #01398			1	100%	1
FHPG SURGICAL ASSOCIATES OF EAST PASCO			1	100%	1
CVS PA1296POCT DREXEL HILL		1			1
MED BAR LLC		1			1
MINUTECLINIC DIAGNOSTIC OF OHIO #6139		1			1
TITUSVILLE CENTER FOR SURGICAL EXCELLENCE LLC		1			1
AURORA MEDICAL CENTER-KENOSHA			1	100%	1
BIOMERIEUX			1	100%	1
Remarkable Healthcare Dallas			1	100%	1
AVERA ST. MARY'S HOSPITAL			1	100%	1
WASHINGTONVILLE PHARMACY INC		1			1
CFCH - FROSTPROOF			1	100%	1
JOSEPH SCHENKER MD PC		1			1
MANOR CARE OF DELRAY BEACH FL LLC		1			1
HILTON HEAD HOSPITAL/INPATIENT			1	100%	1
MISSION HOSPITAL - MEMORIAL CAMPUS			1	100%	1
CHESAPEAKE REGIONAL MEDICAL CENTER			1	100%	1
ALPHA CLINICAL LABORATORY CORP.			1	100%	1
CONCORDIA MANOR			1	100%	1
SIGNATURE CARE MEMORIAL CITY			1	100%	1
ST. JOHN HOSPITAL & MEDICAL CENTER			1	100%	1
GOOD SAMARITAN SOCIETY - DE SMET		1			1
MINUTECLINIC OF NEVADA-2955 S FT APACH		1			1

COVID-19: testing by laboratory

Data through Jan 28, 2021 verified as of Jan 29, 2021 at 09:25 AM

Data in this report are provisional and subject to change.

The numbers in the table below represent the number of Florida and non-Florida residents for whom test results were received by the Department of Health. A person can be tested by more than one laboratory and can have both positive and negative results. **Therefore, the sum of the numbers in each column will be larger than the total number of people tested.**

Reporting lab	Inconclusive	Negative	Positive	Percent positive	Total
SYNEXUS CLINICAL RESEARCH US INC		1			1
Hillside Manor Rehabilitation and Extended Care Center		1			1
OXY-GENLAB			1	100%	1
SACRED HEART HOSPITAL NURSING			1	100%	1
SPHERE DX			1	100%	1
PORTSMOUTH REG. HOSPITAL			1	100%	1
HUDSON REGIONAL HOSPITAL			1	100%	1
MARYLAND DEPARTMENT OF HEALTH AND MENTAL HYGIENE-LABORATORIES			1	100%	1
MEDAILLE COLLEGE WELLNESS CENTER		1			1
APOPKA FAMILY HEALTH CENTER			1	100%	1
Kroger 618 - The Little Clinic Trail Creek Village		1			1
URGENT CARE OF FORT LAUDERDALE INC			1	100%	1
HCL LABORATORIES			1	100%	1
AURORA CONSOLIDATED LABORATORY			1	100%	1
MINUTECLINIC, LLC #4507		1			1
Village Crest Center for Health & Rehabilitation		1			1
MINUTECLINIC, LLC #07876			1	100%	1
MINUTECLINIC DIAGNOSTIC OF OHIO #4401		1			1
MEDCOR CORPORATE CLINIC			1	100%	1
TRUMAN MEDICAL CENTER - HOSPITAL HILL			1	100%	1
SOUTH FLORIDA RESEARCH ORGANIZATION			1	100%	1
The Center at Centennial			1	100%	1
PATHOLOGY		1			1
MAYO CLINIC BEACHES PRIMARY CARE CTR		1			1
HUMC		1			1
EASTSIDE URGENT CARE			1	100%	1
CARDIOLOGY AND FITNESS MEDICINE		1			1
MEDICAL CLINIC OF HOUSTON			1	100%	1
KINGWOOD EMERGENCY HOSPITAL			1	100%	1
ADVENTHEALTH MEDICAL GROUP COMMUNITY MEDICINE			1	100%	1
UMMC MIDTOWN CAMPUS			1	100%	1
FAMILY PRACTICE ASSOCIATES		1			1
CHP COVID-19 (TX)			1	100%	1
PCR DIAGNOSTICS			1	100%	1
FLAGLER CARE CENTER			1	100%	1
WINTER PARK MEMORIAL HOSPITAL LABORATORY		1			1
HACKENSACK UNIVERSITY MEDICAL CENTER		1			1
UNIVERSITY OF VERMONT MEDICAL CENTER			1	100%	1
NEW YORK UNIVERSITY MEDICAL CENTER			1	100%	1
RENOWN REGIONAL MEDICAL CENTER			1	100%	1
ALBANY MEDICAL CENTER			1	100%	1
RM PHARMACY SERVICES INC		1			1
Kroger 673 - The Little Clinic Dallas			1	100%	1
DE TAR HOSPITAL			1	100%	1
ST. LUKES HOSPITAL			1	100%	1
Essex Center for Rehabilitation and Healthcare		1			1

COVID-19: testing by laboratory

Data through Jan 28, 2021 verified as of Jan 29, 2021 at 09:25 AM

Data in this report are provisional and subject to change.

The numbers in the table below represent the number of Florida and non-Florida residents for whom test results were received by the Department of Health. A person can be tested by more than one laboratory and can have both positive and negative results. **Therefore, the sum of the numbers in each column will be larger than the total number of people tested.**

Reporting lab	Inconclusive	Negative	Positive	Percent positive	Total
GREATER TAMPA AT HOME			1	100%	1
CALIFORNIA PUBLIC HEALTH LABORATORY			1	100%	1
ALLEGANY COUNTY DEPARTMENT OF HEALTH		1			1
DEBORAH HEART AND LUNG CENTER		1			1
CENTRAL TX MEDICAL CENTER - LAB			1	100%	1
TANGLEWOOD MANOR		1			1
Beth Sholom Home of Eastern Virginia			1	100%	1
PASTEUR MEDICAL CENTER LLC		1			1
ORMC-ARDEN/EOI			1	100%	1
PHYSICIANS PREMIER			1	100%	1
DOCTORS CARE OF PALM COAST			1	100%	1
ACCURATE HEALTH SERVICES CORP			1	100%	1
MICROBIOLOGY DEPARTMENT			1	100%	1
Brynwood Health & Rehabilitation Center			1	100%	1
Gulf Coast health and Rehabilitation, LLC		1			1
SV MOBILE HEALTH			1	100%	1
Sevierville Health and Rehabilitation		1			1
HOSPICE OF MARION COUNTY INC			1	100%	1
Kroger 672 - The Little Clinic Bill Kennedy & Glenwood		1			1
JMC TALLAHASSEE, LLC			1	100%	1
ORMOND MEDICAL ARTS FAMILY PRACTICE PL			1	100%	1
HAWKEYE CARE CENTER DUBUQUE		1			1
VISTA DEL SOL MED ASSOC		1			1
ORLANDO HEALTH PHYSICIAN GROUP INC			1	100%	1
ST LUKES SURGICAL AT THE VILLAGES INC			1	100%	1
Southwest Louisiana Veterans Home			1	100%	1
MEDEXPRESS URGENT CARE - WESTFIELD, E MAIN ST			1	100%	1
MEDICAL CITY DENTON			1	100%	1
HERNANDO CHILDREN'S			1	100%	1
Bivins Pointe			1	100%	1
SOUTH TEXAS HEALTH SYSTEM ER - WARE ROAD			1	100%	1
CVS OH6164POCT DELAWARE		1			1
CHAMBREL AT PINECASTLE			1	100%	1
LAKE SUCCESS EXTENDED CARE		1			1
LAREDO EMERGENCY ROOM			1	100%	1
HIBISCUS COURT			1	100%	1
CVS TX8321POCT MCKINNEY		1			1
OPTIMAL MEDICINE INC		1			1
Georgiana Health and Rehabilitation, LLC		1			1
Kroger 518 - The Little Clinic Hermitage		1			1
PRIMEX CLINICAL LABORATORIES INC			1	100%	1
LOWER KEYS COMMUNITY HEALTH CENTER			1	100%	1
PALM SPRINGS GENERAL HOSPITAL			1	100%	1
LAKE MARY OPTUM FLORIDA			1	100%	1
INTERMOUNTAIN HEALTHCARE LABORATORY SERVICES			1	100%	1
MAYO CLINIC OUTPATIENT DIALYSIS CENTER			1	100%	1

COVID-19: testing by laboratory

Data through Jan 28, 2021 verified as of Jan 29, 2021 at 09:25 AM

Data in this report are provisional and subject to change.

The numbers in the table below represent the number of Florida and non-Florida residents for whom test results were received by the Department of Health. A person can be tested by more than one laboratory and can have both positive and negative results. **Therefore, the sum of the numbers in each column will be larger than the total number of people tested.**

Reporting lab	Inconclusive	Negative	Positive	Percent positive	Total
INNOVATIVE CARE II LLC			1	100%	1
LIFE CARE CENTER OF GWINNETT		1			1
VERITAS GENETICS, INC.			1	100%	1
Monument Health Custer Care Center		1			1
HAMILTON CI MAIN UNIT ANNEX/ WORK CAMP			1	100%	1
ANY LAB TEST FAST CORP			1	100%	1
CVS SC5479POCT INDIAN LAND		1			1
El Paso Health Care Center			1	100%	1
Community Care Center of Heritage House, LLC			1	100%	1
PUTNAM CO HOSPITAL-D/B/A ASBURY TOWERS		1			1
REGIONAL MED CTR BAYONET POINT			1	100%	1
MOUNT SINAI COMPREHENSIVE CANCER CENTER			1	100%	1
PALOMAR MEDICAL CENTER			1	100%	1
ATRIA TAMARAC			1	100%	1
ST MARY'S OF SAGINAW		1			1
PALM BEACH DIGESTIVE ASSOCIATES			1	100%	1
CORDOVA FAMILY PRACTICE			1	100%	1
BERKSHIRE MEDICAL CENTER			1	100%	1
MT CARMEL PHARMACY INC		1			1
PHYSICIANS PRIMARY CARE LEHIGH PEDS			1	100%	1
Kroger 777 - The Little Clinic Shelbyville		1			1
CVS OH5457POCT POWELL		1			1
Kroger 895 - The Little Clinic Green Hills		1			1
MEMORIAL HOSPITAL OF TAMPA			1	100%	1
JACK M MATHENY II MD			1	100%	1
ALL CARE URGENT CARE			1	100%	1
ADVENT HEALTH MEDICAL GROUP FAMILY AND INTERNAL MEDICINE AT AVALON PAR			1	100%	1
Alden North Shore			1	100%	1
EDGAR PRICE FAMILY & CHILDREN HEALTHCARE CENTER			1	100%	1
EASTSIDE MEDICAL CLINIC		1			1
MEDEXPRESS URGENT CARE - RUSSELLVILLE, W MAIN ST		1			1
MEDEXPRESS URGENT CARE - CONWAY		1			1
HIGHLAND PARK LAKEWOOD PRESTON HOLLOW			1	100%	1
CVS IL1773POCT TINLEY PARK		1			1
Medicalodges Neosho			1	100%	1
OCEAN MEDICAL CENTER		1			1
MAINE CENTER FOR DISEASE CONTROL AND PREVENTION			1	100%	1
ULTIMATE ANALYSIS LABORATORY			1	100%	1
CHRISTIANA HOSPITAL		1			1
WELLOW URGENT CARE-OSWEGO			1	100%	1
Brio of Johnston		1			1
Chateau Living Center			1	100%	1
CVS MO5724POCT KANSAS CITY		1			1
WALGREENS #15291		1			1
Glen Oaks Health and REhabilitation		1			1
EXCEPTIONAL EMERGENCY CENTER			1	100%	1

COVID-19: testing by laboratory

Data through Jan 28, 2021 verified as of Jan 29, 2021 at 09:25 AM

Data in this report are provisional and subject to change.

The numbers in the table below represent the number of Florida and non-Florida residents for whom test results were received by the Department of Health. A person can be tested by more than one laboratory and can have both positive and negative results. **Therefore, the sum of the numbers in each column will be larger than the total number of people tested.**

Reporting lab	Inconclusive	Negative	Positive	Percent positive	Total
Broomall Manor		1			1
SPECIALTY DRUG TESTING			1	100%	1
DEVLAB, LLC			1	100%	1
MEDEXPRESS URGENT CARE - LAWRENCE		1			1
RAJ K PAI MD PA			1	100%	1
Aspire Physical Recovery Center at Cahaba River		1			1
OMNI HEALTHCARE URGENT CARE			1	100%	1
MERCY – NORTH IOWA			1	100%	1
MINUTECLINIC DIAGNOSTIC OF VIRGINIA, LLC #1416		1			1
OHIO VALLEY MANOR NURSING &		1			1
CVS CA9823POCT SACRAMENTO		1			1
CLERMONT HEALTH DEPARTMENT			1	100%	1
Kroger 647 - The Little Clinic Newnan Crossings			1	100%	1
NATIONAL INSTITUTES OF HEALTH CLINICAL CENTER			1	100%	1
ADVANCE CARDIOVASCULAR IMAGING, INC			1	100%	1
JUPITER MEDICAL CENTER INC			1	100%	1
CVS CT718POCT ANSONIA		1			1
BROOKSVILLE REGIONAL HOSPITAL			1	100%	1
ARCADIA DIALYSIS CENTER			1	100%	1
Ash Flat Healthcare and Rehabilitation Center			1	100%	1
PEACHEALTH LABORATORIES		1			1
Kroger 186 - The Little Clinic Holiday Manor		1			1
QUEST DIAGNOSTICS INCORPORATED			1	100%	1
BAYFRONT HEAL WOUND CARE AND HYPERBARIC CENTER			1	100%	1
LabCorp L#09258295 M#09258285			1	100%	1
WINCHESTER HOSPITAL			1	100%	1
Oregon Veterans Home The Dalles		1			1
CQUENTIA NGS, LLC			1	100%	1
Cooperstown Center for Nursing and Rehabilitation		1			1
CAREWELL 203			1	100%	1
HEARTLAND OF ZEPHYRHILLS FL, LLC			1	100%	1
NANCY M WORTHINGTON MD PA			1	100%	1
MED TECH CLINICAL LABORATORY		1			1
NORTH SHORE HEMATOLOGY-ONCOLOGY ASSOCIATES		1			1
CONVENIENT MEDICAL AND HEALTH SERVICES			1	100%	1
MORNINGSIDE NURSING AND REHABILITATION		1			1
MISSISSIPPI VALLEY REGIONAL BLOOD CENTER			1	100%	1
CONTINENTAL HOME HEALTH CARE INC			1	100%	1
MINUTECLINIC DIAGNOSTIC OF KENTUCKY		1			1
FAITH FAMILY PRACTICE			1	100%	1
CENTRAL TX URGENT CARE			1	100%	1
STANLY REGIONAL MEDICAL CENTER			1	100%	1
FLORIDA STATE UNIVERSITY HEALTH SERVICES			1	100%	1
COMMUNITY MEDICAL CENTER-ORANGE CITY		1			1
DILELLA			1	100%	1
VA ST LOUIS HEALTH CARE SYSTEM			1	100%	1

COVID-19: testing by laboratory

Data through Jan 28, 2021 verified as of Jan 29, 2021 at 09:25 AM

Data in this report are provisional and subject to change.

The numbers in the table below represent the number of Florida and non-Florida residents for whom test results were received by the Department of Health. A person can be tested by more than one laboratory and can have both positive and negative results. **Therefore, the sum of the numbers in each column will be larger than the total number of people tested.**

Reporting lab	Inconclusive	Negative	Positive	Percent positive	Total
SKYRIDGE CLINICAL ASSOCIATES		1			1
HUNTSVILLE HOSPITAL			1	100%	1
CVS MD1515POCT LEONARDTOWN		1			1
Lemont Nursing and Rehab Center			1	100%	1
ROSE HAVEN NURSING CENTER		1			1
SUNCOAST RESEARCH GROUP LLC			1	100%	1
Baptist Village Retirement Communities		1			1
FLORIDA MEDICAL CLINIC PA GI			1	100%	1
SHANNON CLARK OD, PA			1	100%	1
THE MEDICAL CENTER AT BOWLING GREEN			1	100%	1
OAK HAVEN REHAB AND NURSING CENTER			1	100%	1
HALIFAX FAMILY HEALTH CENTER			1	100%	1
NEMOURS CHILDRENS PRIMARY CARE CLERMONT			1	100%	1
UNIVERSITY OF IOWA HOSPITALS & CLINICS			1	100%	1
MAYO CLINICAL LABORATORIES		1			1
CARDIAC AND VASCULAR CONSULTANTS MD PA		1			1
CORPORATION OF AMERICA		1			1
PROVIDENCE ST. PATRICK HOSPITAL			1	100%	1
PEDIATRIC SERVICES AND BREATHING CENTER PA			1	100%	1
SUNCOAST PRIMARY CARE LLC			1	100%	1
TEVAPHARM			1	100%	1
HENRY FORD WEST BLOOMFIELD HOSPITAL			1	100%	1
GIBSON AREA PRIMARY CARE			1	100%	1
EH FARGO HOSPITAL LABORATORY			1	100%	1
HALEYVILLE HEALTH CARE CENTER		1			1
Diversicare of Smyrna		1			1
MINUTE CLINIC DIAGNOSTIC OF VIRGINIA, LLC #6292		1			1
CARENOW-MONTGOMERY			1	100%	1
PALMETTO PRIMARY CARE PHYSICIANS			1	100%	1
Livingston County Center for Nursing and Rehabilitation		1			1
Rehab Select of Talladega		1			1
ATHENS LIMESTONE HOSPITAL		1			1
RAYMOND F CARON MD			1	100%	1
Kroger 522 - The Little Clinic Gahanna		1			1
BAPTIST HOSPITAL NURSING/PATIENT CARE			1	100%	1
WESLEY MEDICAL CENTER			1	100%	1
Total	77,356	14,506,280	2,174,542	13%	16,758,178