

# COVID-19: summary of cases and monitoring

Data through Jan 29, 2021 verified as of Jan 30, 2021 at 09:25 AM

Data in this report are provisional and subject to change.

Cases: people with positive PCR or antigen test result	
Total cases	1,713,589
Florida residents	1,682,096
Non-Florida residents	31,493
Type of testing	
Florida residents	1,682,096
Positive by BPHL/CDC	60,144
Positive by commercial/hospital lab	1,621,952
PCR positive	1,388,595
Antigen positive	293,501
Non-Florida residents	31,493
Positive by BPHL/CDC	810
Positive by commercial/hospital lab	30,683
PCR positive	22,343
Antigen positive	9,150
Characteristics	
Florida residents hospitalized	72,135
Florida resident deaths	26,360
Non-Florida resident deaths	435
Hospitalized counts include anyone who was hospitalized at some point during their illness. It does not reflect the number of people currently hospitalized.	
More information on deaths identified through death certificate data is available on the National Center for Health Statistics website at <a href="http://www.cdc.gov/nchs/nvss/vsrr/COVID19/index.htm">www.cdc.gov/nchs/nvss/vsrr/COVID19/index.htm</a> .	

Cases: people with positive PCR or antigen test result	
Risk factors for Florida residents	
Traveled	13,784
Contact with a known case	630,799
Traveled and contact with a known case	18,760
Neither	1,018,753
No travel and no contact	192,158
Travel is unknown	607,598
Contact is unknown	366,980
Contact is pending	401,915
Travel can be unknown and contact can be unknown or pending for the same case, these numbers will sum to more than the "neither" total.	

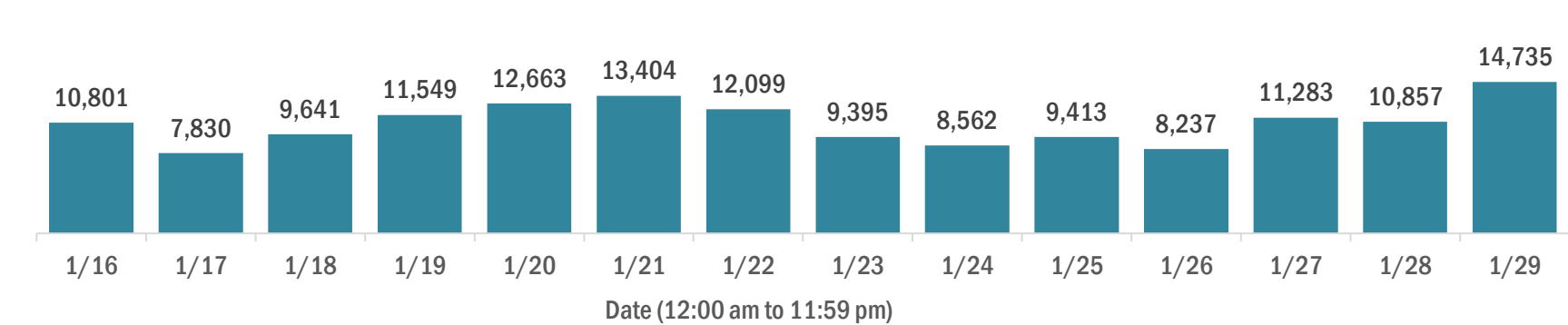
# COVID-19: summary of laboratory testing

Data through Jan 29, 2021 verified as of Jan 30, 2021 at 09:25 AM

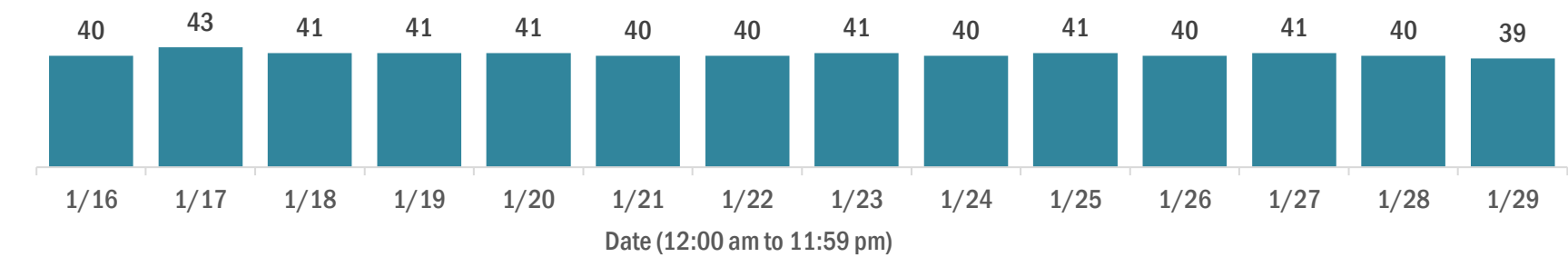
Data in this report are provisional and subject to change.

## Cases in Florida residents per day for the past 2 weeks

Number of cases per day



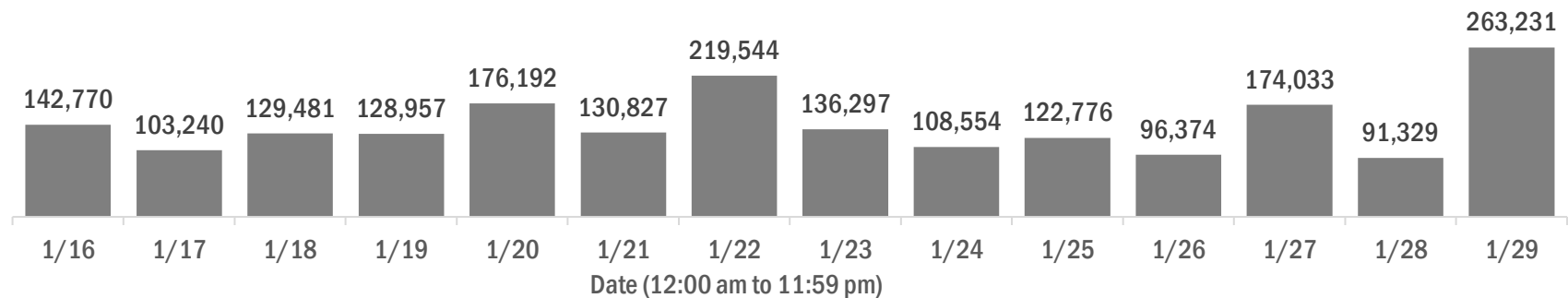
Median age of cases by day



## Laboratory testing for Florida residents over the past 2 weeks

### Number of Florida residents tested per day

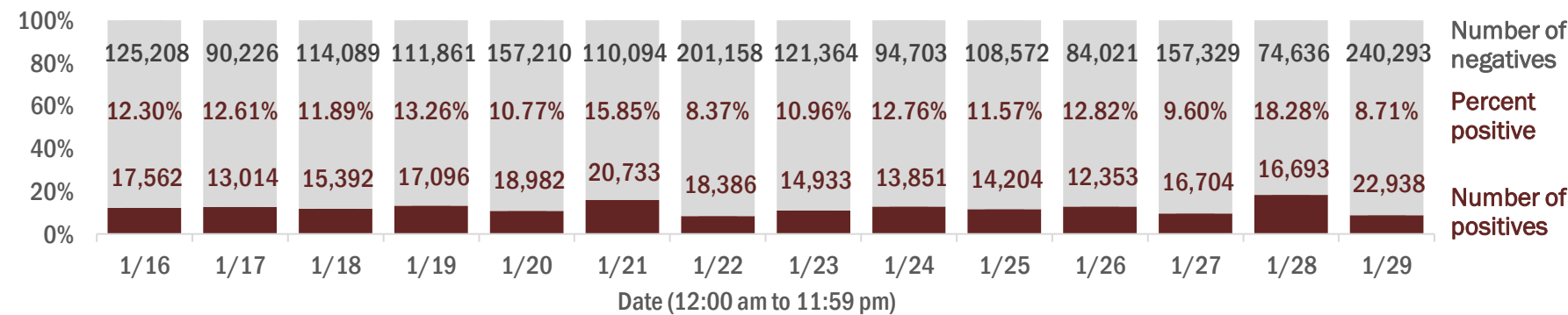
These counts include the number of people for whom the Department received PCR or antigen laboratory results by day. People tested on multiple days will be included for each day a new result was received. A person is only counted once for each day they are tested, regardless of whether multiple specimens are tested or multiple results are received.



### Number and percent of Florida residents with positive test results

The percent of positive results ranged from 8.37% to 18.28% over the past 2 weeks and was 8.71% yesterday.

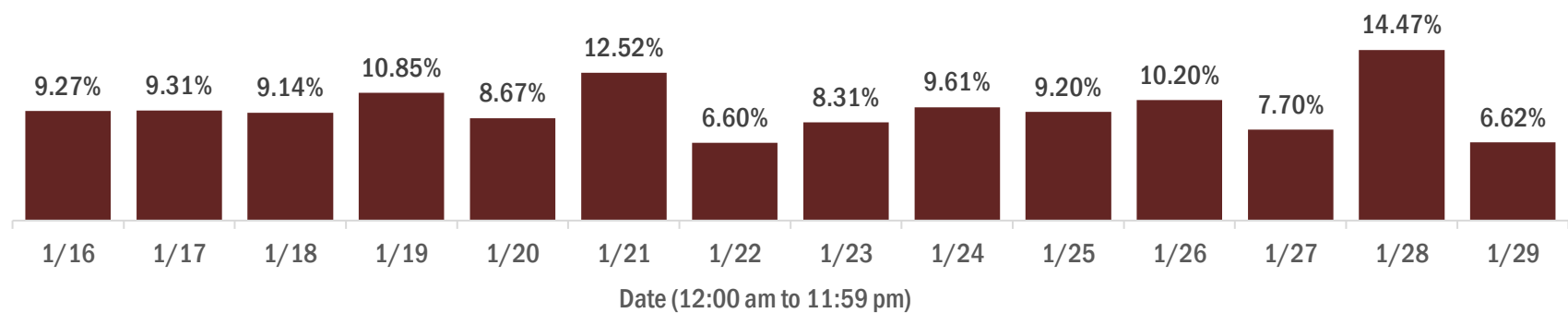
These counts include the number of people for whom the Department received PCR or antigen laboratory results by day. People tested on multiple days will be included for each day a new result was received. A person is only counted once for each day they are tested, regardless of whether multiple specimens are tested or multiple results are received. If a person has a positive specimen and a negative specimen in the same day, only the positive result is counted.



### Percent positivity for new cases in Florida residents

The percent of positive results ranged from 6.60% to 14.47% over the past 2 weeks and was 6.62% yesterday.

This percent is the number of people who test PCR- or antigen-positive for the first time divided by all the people tested that day, excluding people who have previously tested positive.



# COVID-19: characteristics of 1,682,096 Florida resident cases

Data through Jan 29, 2021 verified as of Jan 30, 2021 at 09:25 AM

Data in this report are provisional and subject to change.

Age group	Cases		Hospitalizations		Deaths	
0-4 years	32,115	2%	470	1%	0	0%
5-14 years	97,691	6%	437	1%	5	0%
15-24 years	258,712	15%	1,786	2%	39	0%
25-34 years	295,306	18%	3,594	5%	139	1%
35-44 years	260,995	16%	5,406	7%	396	2%
45-54 years	257,097	15%	8,307	12%	995	4%
55-64 years	221,451	13%	12,223	17%	2,839	11%
65-74 years	140,940	8%	14,947	21%	5,607	21%
75-84 years	78,716	5%	14,818	21%	7,963	30%
85+ years	37,849	2%	10,142	14%	8,377	32%
Unknown	1,224	0%	5	0%	0	0%
Total	1,682,096		72,135		26,360	

Gender	Cases	
Female	878,536	52%
Male	790,965	47%
Unknown	12,595	1%
Total	1,682,096	

Ethnicity	Cases		Hospitalizations		Deaths	
Hispanic	529,153	31%	18,618	26%	6,193	23%
Non-Hispanic	789,811	47%	49,749	69%	18,293	69%
Unknown	363,132	22%	3,768	5%	1,874	7%
Total	1,682,096		72,135		26,360	

Race and ethnicity	Cases		Hospitalizations		Deaths	
White	923,350	55%	46,641	65%	19,076	72%
Hispanic	351,814	21%	13,143	18%	4,882	19%
Non-Hispanic	499,984	30%	31,962	44%	13,276	50%
Unknown	71,552	4%	1,536	2%	918	3%
Black	220,436	13%	15,064	21%	4,286	16%
Hispanic	12,622	1%	624	1%	168	1%
Non-Hispanic	188,363	11%	14,101	20%	3,956	15%
Unknown	19,451	1%	339	0%	162	1%
Other race	245,027	15%	8,211	11%	2,129	8%
Hispanic	123,761	7%	4,384	6%	981	4%
Non-Hispanic	83,247	5%	3,438	5%	962	4%
Unknown	38,019	2%	389	1%	186	1%
Unknown race	293,283	17%	2,219	3%	869	3%
Hispanic	40,956	2%	467	1%	162	1%
Non-Hispanic	18,217	1%	248	0%	99	0%
Unknown	234,110	14%	1,504	2%	608	2%
Total	1,682,096		72,135		26,360	

**Hospitalization** counts include anyone who was hospitalized at some point during their illness. It does not reflect the number of people currently hospitalized. **Other race** includes any person with a race of American Indian/Alaskan native, Asian, native Hawaiian/Pacific Islander, or other.

# COVID-19: deaths in Florida residents and staff of long-term care facilities

Data through Jan 29, 2021 verified as of Jan 30, 2021 at 09:25 AM

Data in this report are provisional and subject to change.

For current cases in residents or staff of long-term care facilities, please visit: <https://floridahealthcovid19.gov/>

County	Deaths		County	Deaths		County	Deaths	
Dade	945	<div></div> 10%	Martin	138	<div></div> 1%	Gilchrist	17	<div></div> 0%
Palm Beach	918	<div></div> 10%	Hernando	130	<div></div> 1%	Calhoun	14	<div></div> 0%
Pinellas	783	<div></div> 8%	Osceola	121	<div></div> 1%	Gadsden	13	<div></div> 0%
Broward	561	<div></div> 6%	Charlotte	112	<div></div> 1%	Washington	13	<div></div> 0%
Hillsborough	484	<div></div> 5%	Indian River	102	<div></div> 1%	Gulf	12	<div></div> 0%
Polk	388	<div></div> 4%	Clay	95	<div></div> 1%	Wakulla	12	<div></div> 0%
Brevard	340	<div></div> 4%	Jackson	82	<div></div> 1%	Baker	10	<div></div> 0%
Sarasota	328	<div></div> 3%	Leon	78	<div></div> 1%	Bradford	10	<div></div> 0%
Orange	317	<div></div> 3%	Bay	74	<div></div> 1%	Jefferson	10	<div></div> 0%
Duval	315	<div></div> 3%	St. Johns	74	<div></div> 1%	Holmes	9	<div></div> 0%
Lee	315	<div></div> 3%	Highlands	69	<div></div> 1%	Lafayette	8	<div></div> 0%
Volusia	236	<div></div> 3%	Santa Rosa	66	<div></div> 1%	Desoto	7	<div></div> 0%
Escambia	227	<div></div> 2%	Suwannee	56	<div></div> 1%	Flagler	5	<div></div> 0%
St. Lucie	218	<div></div> 2%	Alachua	52	<div></div> 1%	Franklin	5	<div></div> 0%
Marion	209	<div></div> 2%	Columbia	46	<div></div> 0%	Levy	4	<div></div> 0%
Seminole	204	<div></div> 2%	Sumter	38	<div></div> 0%	Monroe	3	<div></div> 0%
Pasco	189	<div></div> 2%	Nassau	32	<div></div> 0%	Taylor	3	<div></div> 0%
Collier	169	<div></div> 2%	Putnam	27	<div></div> 0%	Hardee	2	<div></div> 0%
Manatee	168	<div></div> 2%	Walton	24	<div></div> 0%	Dixie	1	<div></div> 0%
Lake	157	<div></div> 2%	Okeechobee	21	<div></div> 0%	Liberty	1	<div></div> 0%
Citrus	155	<div></div> 2%	Hendry	20	<div></div> 0%			
Okaloosa	142	<div></div> 2%	Madison	19	<div></div> 0%			
						Total	9,403	

**Note:** cases are summarized by the county of usual residence. Residents and staff may be cases associated with facilities that are not in their county of usual residence, resulting in cases being included below for counties that do not have facilities with known cases.

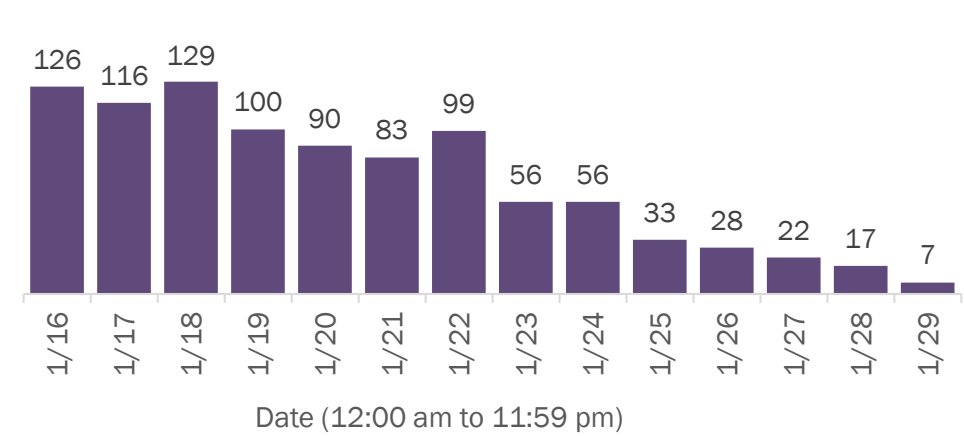
# COVID-19: cases in Florida residents who have died

Data through Jan 29, 2021 verified as of Jan 30, 2021 at 09:25 AM

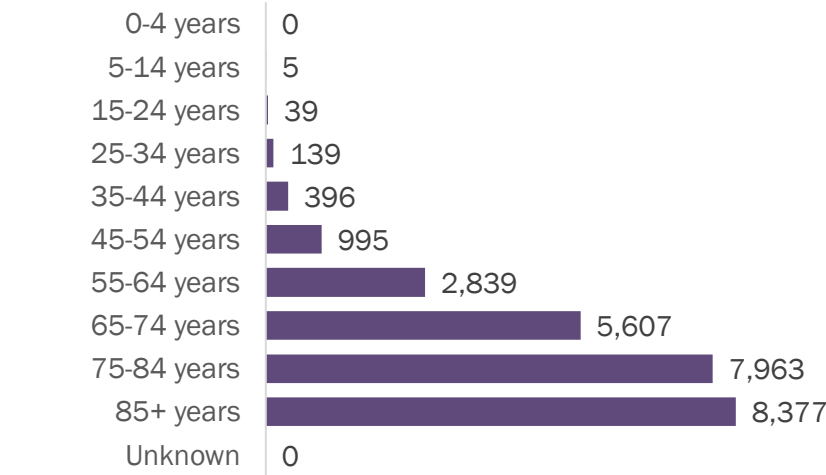
Data in this report are provisional and subject to change.

Demographics for all identified COVID-19 deaths: 26,360

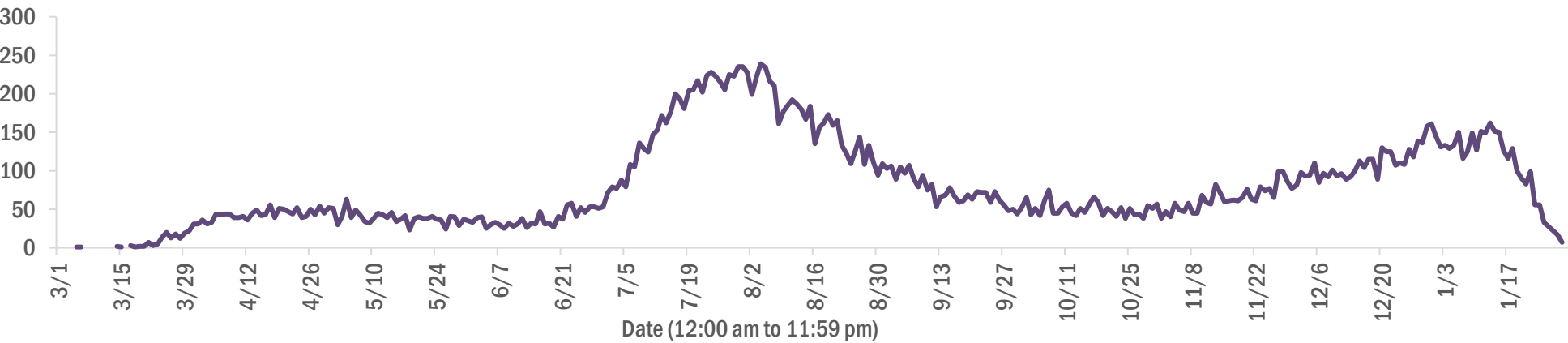
Deaths by date of death for the past 2 weeks



Deaths by age group



Deaths by date of death since March 2020



Age group	Deaths	Cases	Case fatality rate	Mortality rate per 100,000 population
0-4 years	0	32,115	0.0%	0.0
5-14 years	5	97,691	0.0%	0.2
15-24 years	39	258,712	0.0%	1.6
25-34 years	139	295,306	0.0%	4.9
35-44 years	396	260,995	0.2%	15.2
45-54 years	995	257,097	0.4%	35.7
55-64 years	2,839	221,451	1.3%	98.2
65-74 years	5,607	140,940	4.0%	231.0
75-84 years	7,963	78,716	10.1%	567.1
85+ years	8,377	37,849	22.1%	1450.5
Unknown	0	1,224	0.0%	
Total	26,360	1,682,096	1.6%	122.0

Gender	Deaths	Cases	Case fatality rate	Mortality rate per 100,000 population
Male	14,768	790,965	1.9%	139.9
Female	11,592	878,536	1.3%	105.0
Unknown	0	12,595	0.0%	
Total	26,360	1,682,096	1.6%	122.0

Race	Deaths	Cases	Case fatality rate	Mortality rate per 100,000 population
White	19,076	923,350	2.1%	114.2
Black	4,286	220,436	1.9%	117.2
Other	2,129	245,027	0.9%	171.1
Unknown	869	293,283	0.3%	
Total	26,360	1,682,096	1.6%	122.0

Ethnicity	Deaths	Cases	Case fatality rate	Mortality rate per 100,000 population
Non-Hispanic	18,293	789,811	2.3%	114.9
Hispanic	6,193	529,153	1.2%	109.1
Unknown	1,874	363,132	0.5%	
Total	26,360	1,682,096	1.6%	122.0

# COVID-19: characteristics of 1,682,096 cases

Data through Jan 29, 2021 verified as of Jan 30, 2021 at 09:25 AM

Data in this report are provisional and subject to change.

Tables below include cases in Florida residents and non-Florida residents.

All 67 Florida counties have cases:

County	FL resident cases		Non-FL resident cases	Total cases	FL resident deaths	FL death rate
Dade	366,072	<div></div> 22%	4,570	370,642	4,845	1.3%
Broward	170,031	<div></div> 10%	2,051	172,082	2,082	1.2%
Palm Beach	104,913	<div></div> 6%	1,778	106,691	2,166	2.1%
Orange	101,589	<div></div> 6%	1,308	102,897	939	0.9%
Hillsborough	99,484	<div></div> 6%	850	100,334	1,293	1.3%
Duval	80,192	<div></div> 5%	1,338	81,530	902	1.1%
Pinellas	57,749	<div></div> 3%	1,458	59,207	1,288	2.2%
Lee	50,743	<div></div> 3%	1,677	52,420	793	1.6%
Polk	49,858	<div></div> 3%	343	50,201	967	1.9%
Osceola	32,907	<div></div> 2%	540	33,447	374	1.1%
Escambia	27,583	<div></div> 2%	3,200	30,783	528	1.9%
Volusia	30,266	<div></div> 2%	484	30,750	534	1.8%
Pasco	29,171	<div></div> 2%	261	29,432	539	1.8%
Brevard	28,706	<div></div> 2%	471	29,177	650	2.3%
Manatee	27,946	<div></div> 2%	522	28,468	495	1.8%
Collier	26,802	<div></div> 2%	921	27,723	404	1.5%
Leon	25,580	<div></div> 2%	815	26,395	230	0.9%
Sarasota	23,548	<div></div> 1%	1,097	24,645	624	2.6%
Marion	24,268	<div></div> 1%	102	24,370	575	2.4%
Seminole	23,878	<div></div> 1%	177	24,055	373	1.6%
Lake	21,403	<div></div> 1%	294	21,697	426	2.0%
Alachua	20,328	<div></div> 1%	238	20,566	166	0.8%
St. Lucie	19,301	<div></div> 1%	128	19,429	483	2.5%
St. Johns	18,005	<div></div> 1%	256	18,261	164	0.9%
Okaloosa	16,457	<div></div> 1%	182	16,639	285	1.7%
Bay	15,859	<div></div> 1%	645	16,504	287	1.8%
Santa Rosa	15,199	<div></div> 1%	192	15,391	211	1.4%
Clay	15,282	<div></div> 1%	36	15,318	243	1.6%
Hernando	9,826	<div></div> 1%	79	9,905	342	3.5%
Indian River	9,654	<div></div> 1%	82	9,736	226	2.3%
Charlotte	9,545	<div></div> 1%	143	9,688	292	3.1%
Martin	9,414	<div></div> 1%	171	9,585	238	2.5%
Citrus	8,582	<div></div> 1%	60	8,642	344	4.0%
Columbia	7,190	<div></div> 0%	32	7,222	143	2.0%
Sumter	6,996	<div></div> 0%	74	7,070	186	2.7%

County	FL resident cases		Non-FL resident cases	Total cases	FL resident deaths	FL death rate
Nassau	6,558	<div></div> 0%	396	6,954	93	1.4%
Highlands	6,389	<div></div> 0%	66	6,455	260	4.1%
Walton	5,669	<div></div> 0%	608	6,277	67	1.2%
Jackson	5,585	<div></div> 0%	63	5,648	133	2.4%
Putnam	5,413	<div></div> 0%	15	5,428	101	1.9%
Monroe	5,054	<div></div> 0%	278	5,332	40	0.8%
Flagler	5,187	<div></div> 0%	67	5,254	70	1.3%
Gadsden	5,062	<div></div> 0%	15	5,077	69	1.4%
Suwannee	4,807	<div></div> 0%	26	4,833	117	2.4%
Hendry	4,017	<div></div> 0%	18	4,035	55	1.4%
Desoto	3,346	<div></div> 0%	17	3,363	67	2.0%
Unknown	256	<div></div> 0%	3,075	3,331	0	0.0%
Okeechobee	3,219	<div></div> 0%	35	3,254	63	2.0%
Baker	3,009	<div></div> 0%	14	3,023	48	1.6%
Wakulla	2,933	<div></div> 0%	10	2,943	41	1.4%
Bradford	2,639	<div></div> 0%	10	2,649	38	1.4%
Hardee	2,557	<div></div> 0%	12	2,569	23	0.9%
Levy	2,536	<div></div> 0%	9	2,545	23	0.9%
Taylor	2,478	<div></div> 0%	6	2,484	34	1.4%
Washington	2,425	<div></div> 0%	21	2,446	32	1.3%
Holmes	2,041	<div></div> 0%	31	2,072	34	1.7%
Madison	1,803	<div></div> 0%	26	1,829	37	2.1%
Gulf	1,671	<div></div> 0%	21	1,692	32	1.9%
Union	1,659	<div></div> 0%	1	1,660	70	4.2%
Lafayette	1,531	<div></div> 0%	0	1,531	23	1.5%
Calhoun	1,527	<div></div> 0%	2	1,529	36	2.4%
Hamilton	1,481	<div></div> 0%	16	1,497	17	1.1%
Dixie	1,387	<div></div> 0%	3	1,390	13	0.9%
Jefferson	1,263	<div></div> 0%	22	1,285	22	1.7%
Franklin	1,196	<div></div> 0%	29	1,225	10	0.8%
Gilchrist	1,213	<div></div> 0%	3	1,216	28	2.3%
Liberty	992	<div></div> 0%	1	993	14	1.4%
Glades	866	<div></div> 0%	2	868	13	1.5%
Total	1,682,096		31,493	1,713,589	26,360	1.6%



# COVID-19: characteristics of 1,682,096 Florida resident cases

Data through Jan 29, 2021 verified as of Jan 30, 2021 at 09:25 AM

Data in this report are provisional and subject to change.

The table below includes the cities and counties of residence for cases in Florida residents based on the patient's ZIP Code. Note that city is not always received as part of the initial notification and may be missing while the case is being investigated.

City and county	Cases
Miami, Dade	212,505
Orlando, Orange	75,560
Jacksonville, Duval	75,305
Tampa, Hillsborough	58,468
Hialeah, Dade	51,843
Fort Lauderdale, Broward	37,005
Hollywood, Broward	32,747
West Palm Beach, Palm Beach	25,765
Kissimmee, Osceola	25,506
Tallahassee, Leon	24,644
Pensacola, Escambia	22,844
Naples, Collier	22,518
Homestead, Dade	21,818
Saint Petersburg, Pinellas	21,492
Fort Myers, Lee	20,224
Bradenton, Manatee	18,372
Ocala, Marion	18,071
Boca Raton, Palm Beach	17,777
Lakeland, Polk	17,528
Pompano Beach, Broward	16,810
Gainesville, Alachua	16,226
Sarasota, Sarasota	14,526
Lake Worth, Palm Beach	12,852
Port Saint Lucie, St. Lucie	12,703
Cape Coral, Lee	12,672
Clearwater, Pinellas	11,388
Miami Beach, Dade	11,190
Miramar, Broward	11,083
Boynton Beach, Palm Beach	10,137
Panama City, Bay	10,078
Doral, Dade	9,813
Saint Augustine, St. Johns	9,734
Coral Springs, Broward	9,547
Miami Gardens, Dade	9,487
Melbourne, Brevard	8,556
Winter Haven, Polk	8,299
Lehigh Acres, Lee	7,996
Delray Beach, Palm Beach	7,965
Riverview, Hillsborough	7,558
Milton, Santa Rosa	7,422
Vero Beach, Indian River	7,413
Davie, Broward	7,311
New Port Richey, Pasco	6,760
Sunrise, Broward	6,650
Lake City, Columbia	6,602
Fort Pierce, St. Lucie	6,498
Palm Bay, Brevard	6,494
Saint Cloud, Osceola	6,420
Daytona Beach, Volusia	6,354
Largo, Pinellas	6,345
Coral Gables, Dade	6,318
Orange Park, Clay	6,293
Apopka, Orange	6,067
Spring Hill, Hernando	5,897
Plantation, Broward	5,739
Clermont, Lake	5,715
Brandon, Hillsborough	5,702
North Miami Beach, Dade	5,658
Davenport, Polk	5,519

# COVID-19: characteristics of 1,682,096 Florida resident cases

Data through Jan 29, 2021 verified as of Jan 30, 2021 at 09:25 AM

Data in this report are provisional and subject to change.

The table below includes the cities and counties of residence for cases in Florida residents based on the patient's ZIP Code. Note that city is not always received as part of the initial notification and may be missing while the case is being investigated.

City and county	Cases
Plant City, Hillsborough	5,386
Weston, Broward	5,354
Sanford, Seminole	5,256
Jupiter, Palm Beach	5,196
Deltona, Volusia	5,172
Winter Garden, Orange	4,950
Deerfield Beach, Broward	4,949
Port Charlotte, Charlotte	4,729
Fort Walton Beach, Okaloosa	4,660
Tamarac, Broward	4,535
Stuart, Martin	4,477
Palm Coast, Flagler	4,388
Crestview, Okaloosa	4,319
Wesley Chapel, Pasco	4,226
Land O Lakes, Pasco	4,213
Deland, Volusia	4,113
Miami Lakes, Dade	4,101
Palm Beach Gardens, Palm Beach	4,099
Coconut Creek, Broward	4,075
Palmetto, Manatee	4,058
Winter Park, Orange	4,041
Palm Harbor, Pinellas	3,954
Margate, Broward	3,945
Oviedo, Seminole	3,870
Wellington, Palm Beach	3,863
Live Oak, Suwannee	3,780
Opa Locka, Dade	3,752
Middleburg, Clay	3,689
Altamonte Springs, Seminole	3,672
Venice, Sarasota	3,586
Lutz, Hillsborough	3,563
Port Orange, Volusia	3,559
North Port, Sarasota	3,515
Haines City, Polk	3,511
Punta Gorda, Charlotte	3,443
Sebring, Highlands	3,422
Ocoee, Orange	3,422
Brooksville, Hernando	3,421
Leesburg, Lake	3,414
Hallandale, Broward	3,394
Valrico, Hillsborough	3,376
Saint Johns, St. Johns	3,288
The Villages, Sumter	3,266
Arcadia, Desoto	3,254
Okeechobee, Okeechobee	3,208
Bonita Springs, Lee	3,179
Pembroke Pines, Broward	3,177
Ormond Beach, Volusia	3,151
Seminole, Pinellas	3,125
Immokalee, Collier	3,089
Navarre, Santa Rosa	3,085
Zephyrhills, Pasco	3,045
Windermere, Orange	2,938
Longwood, Seminole	2,923
Gulf Breeze, Santa Rosa	2,870
Pinellas Park, Pinellas	2,853
Cantonment, Escambia	2,788
North Lauderdale, Broward	2,787
Ruskin, Hillsborough	2,767



# COVID-19: characteristics of 1,682,096 Florida resident cases

Data through Jan 29, 2021 verified as of Jan 30, 2021 at 09:25 AM

Data in this report are provisional and subject to change.

The table below includes the cities and counties of residence for cases in Florida residents based on the patient's ZIP Code. Note that city is not always received as part of the initial notification and may be missing while the case is being investigated.

City and county	Cases
Cutler Ridge, Dade	2,750
Niceville, Okaloosa	2,729
North Miami, Dade	2,728
Quincy, Gadsden	2,681
Jacksonville Beach, Duval	2,681
Key West, Monroe	2,649
Cocoa, Brevard	2,640
Crawfordville, Wakulla	2,637
Lake Worth Beach, Palm Beach	2,606
Panama City Beach, Bay	2,589
Palatka, Putnam	2,524
Casselberry, Seminole	2,475
Bartow, Polk	2,451
Hudson, Pasco	2,449
Dade City, Pasco	2,425
Green Cove Springs, Clay	2,391
Fernandina Beach, Nassau	2,366
North Fort Myers, Lee	2,354
Port Richey, Pasco	2,343
Perry, Taylor	2,337
Oakland Park, Broward	2,275
Ponte Vedra Beach, St. Johns	2,270
Marianna, Jackson	2,242
Lake Mary, Seminole	2,238
Auburndale, Polk	2,212
Winter Springs, Seminole	2,179
Kissimmee, Polk	2,176
Aventura, Dade	2,141
New Smyrna Beach, Volusia	2,137
Titusville, Brevard	2,127
Clewiston, Hendry	2,120
Lynn Haven, Bay	2,118
Tarpon Springs, Pinellas	2,088
Lake Wales, Polk	2,082
Inverness, Citrus	2,054
Merritt Island, Brevard	2,044
Fleming Island, Clay	1,991
Royal Palm Beach, Palm Beach	1,955
Eustis, Lake	1,954
Belle Glade, Palm Beach	1,948
Santa Rosa Beach, Walton	1,918
Chipley, Washington	1,893
Wimauma, Hillsborough	1,893
Estero, Lee	1,884
Defuniak Springs, Walton	1,882
Parkland, Broward	1,849
Cooper City, Broward	1,843
Dunedin, Pinellas	1,840
Loxahatchee, Palm Beach	1,826
Labelle, Hendry	1,781
Starke, Bradford	1,774
Holiday, Pasco	1,764
Key Biscayne, Dade	1,754
Sarasota, Manatee	1,726
Destin, Okaloosa	1,713
Rockledge, Brevard	1,691
Mount Dora, Lake	1,681
Avon Park, Highlands	1,665
Odessa, Hillsborough	1,659

# COVID-19: characteristics of 1,682,096 Florida resident cases

Data through Jan 29, 2021 verified as of Jan 30, 2021 at 09:25 AM

Data in this report are provisional and subject to change.

The table below includes the cities and counties of residence for cases in Florida residents based on the patient's ZIP Code. Note that city is not always received as part of the initial notification and may be missing while the case is being investigated.

City and county	Cases
Parrish, Manatee	1,655
Mulberry, Polk	1,651
Palm City, Martin	1,628
Tavares, Lake	1,574
Seffner, Hillsborough	1,561
Riviera Beach, Palm Beach	1,535
Yulee, Nassau	1,534
Summerfield, Marion	1,526
Mayo, Lafayette	1,507
Wauchula, Hardee	1,495
Coconut Grove, Dade	1,480
Bonifay, Holmes	1,472
Crossings, Dade	1,457
Macclenny, Baker	1,447
Groveland, Lake	1,447
Carol City, Dade	1,426
Pinecrest, Dade	1,406
Missing, Dade	1,405
Maitland, Orange	1,405
Callahan, Nassau	1,381
Orange City, Volusia	1,379
Ponte Vedra, St. Johns	1,352
Sebastian, Indian River	1,343
Lithia, Hillsborough	1,342
Crystal River, Citrus	1,323
Lake Butler, Union	1,278
Lady Lake, Lake	1,275
Homosassa, Citrus	1,271
Biscayne Park, Dade	1,228
Pace, Santa Rosa	1,225
Atlantic Beach, Duval	1,212
Dania, Broward	1,211
Madison, Madison	1,207
Palmetto Bay, Dade	1,201
Sun City Center, Hillsborough	1,195
Lake Placid, Highlands	1,194
Gibsonton, Hillsborough	1,187
Indiantown, Martin	1,184
Florida City, Dade	1,179
Graceville, Jackson	1,162
Monticello, Jefferson	1,162
Dover, Hillsborough	1,138
Oldsmar, Pinellas	1,126
Alachua, Alachua	1,122
Hobe Sound, Martin	1,119
Century, Escambia	1,118
Apollo Beach, Hillsborough	1,107
Palm Springs, Palm Beach	1,085
Edgewater, Volusia	1,081
Dunnellon, Marion	1,069
Bellevue, Marion	1,034
Debary, Volusia	1,028
Newberry, Alachua	1,012
North Palm Beach, Palm Beach	1,008
El Portal, Dade	1,008
Lantana, Palm Beach	999
Havana, Gadsden	998
Lecanto, Citrus	993
Hilliard, Nassau	989

# COVID-19: characteristics of 1,682,096 Florida resident cases

Data through Jan 29, 2021 verified as of Jan 30, 2021 at 09:25 AM

Data in this report are provisional and subject to change.

The table below includes the cities and counties of residence for cases in Florida residents based on the patient's ZIP Code. Note that city is not always received as part of the initial notification and may be missing while the case is being investigated.

City and county	Cases
Jasper, Hamilton	981
South Miami, Dade	979
Blountstown, Calhoun	971
Williston, Levy	944
Jensen Beach, Martin	903
Freeport, Walton	902
Beverly Hills, Citrus	894
Sanderson, Baker	891
Everglades National Park, Dade	886
Safety Harbor, Pinellas	886
Ellenton, Manatee	877
Satellite Beach, Brevard	875
Keystone Heights, Clay	873
Wewahitchka, Gulf	863
Trenton, Gilchrist	856
Wildwood, Sumter	838
Nokomis, Sarasota	827
Lauderhill, Broward	826
Fellsmere, Indian River	821
Coleman, Sumter	815
Moore Haven, Glades	813
Mary Esther, Okaloosa	809
Englewood, Charlotte	803
Hernando, Citrus	801
Frostproof, Polk	800
Wilton Manors, Broward	792
Fisher Island, Dade	784
Port Saint Joe, Gulf	781
Bushnell, Sumter	778
Dunnellon, Citrus	775
Bristol, Liberty	773
Cross City, Dixie	765
Polk City, Polk	762
Key Largo, Monroe	759
Medley, Dade	750
Shalimar, Okaloosa	728
South Bay, Palm Beach	709
Pahokee, Palm Beach	708
Lauderdale Lakes, Broward	706
Uleta, Dade	704
Olympia Heights, Dade	703
Marco Island, Collier	697
Chattahoochee, Gadsden	681
Coral, Dade	679
Glen Saint Mary, Baker	668
Cocoa Beach, Brevard	652
Englewood, Sarasota	651
High Springs, Alachua	650
Fort Meade, Polk	650
Crescent City, Putnam	644
Interlachen, Putnam	633
Lawtey, Bradford	630
Chiefland, Levy	625
Indialantic, Brevard	622
Minneola, Lake	615
Sorrento, Lake	614
Thonotosassa, Hillsborough	614
Spring Hill, Pasco	613
Miramar Beach, Walton	609

# COVID-19: characteristics of 1,682,096 Florida resident cases

Data through Jan 29, 2021 verified as of Jan 30, 2021 at 09:25 AM

Data in this report are provisional and subject to change.

The table below includes the cities and counties of residence for cases in Florida residents based on the patient's ZIP Code. Note that city is not always received as part of the initial notification and may be missing while the case is being investigated.

City and county	Cases
Bowling Green, Hardee	604
Marathon, Monroe	601
Trinity, Pasco	595
Jacksonville, St. Johns	586
Fruitland Park, Lake	583
Neptune Beach, Duval	577
Southwest Ranches, Broward	572
Old Town, Dixie	572
Lake Alfred, Polk	563
Fort Myers Beach, Lee	555
Fort White, Columbia	537
West Melbourne, Brevard	531
Sneads, Jackson	520
Carrabelle, Franklin	516
Umatilla, Lake	516
Bronson, Levy	506
Baker, Okaloosa	505
Belle Isle, Orange	505
Clearwater Beach, Pinellas	483
Jay, Santa Rosa	477
South Daytona, Volusia	469
Sweetwater, Dade	467
Palm Beach, Palm Beach	461
Gulfport, Pinellas	457
Weeki Wachee, Hernando	452
Cottdonale, Jackson	448
Silver Springs, Marion	446
Hawthorne, Alachua	442
Mascotte, Lake	438
Molino, Escambia	425
Midway, Gadsden	425
Oakland, Orange	421
East Palatka, Putnam	420
Florida State University, Leon	417
Citra, Marion	416
Bunnell, Flagler	416
Rotunda West, Charlotte	412
Zolfo Springs, Hardee	409
Oxford, Sumter	407
Altha, Calhoun	397
Surfside, Dade	392
Centerville, Leon	391
Melbourne Beach, Brevard	387
Myakka City, Manatee	387
Youngstown, Bay	381
Apalachicola, Franklin	380
Ocklawaha, Marion	367
Branford, Suwannee	367
Tavernier, Monroe	366
Celebration, Osceola	365
Cape Canaveral, Brevard	364
Flagler Beach, Flagler	360
Alva, Lee	355
Raiford, Union	351
Indian Harbour Beach, Brevard	347
Mims, Brevard	346
Archer, Alachua	341
Hastings, St. Johns	338
Bal Harbour, Dade	334

# COVID-19: characteristics of 1,682,096 Florida resident cases

Data through Jan 29, 2021 verified as of Jan 30, 2021 at 09:25 AM

Data in this report are provisional and subject to change.

The table below includes the cities and counties of residence for cases in Florida residents based on the patient's ZIP Code. Note that city is not always received as part of the initial notification and may be missing while the case is being investigated.

City and county	Cases
Haverhill, Palm Beach	331
Dundee, Polk	331
Bell, Gilchrist	326
Osprey, Sarasota	322
De Leon Springs, Volusia	321
Grand Ridge, Jackson	316
Webster, Sumter	311
Pierson, Volusia	310
Eagle Lake, Polk	308
Malone, Jackson	304
Greenville, Madison	302
West Miami, Dade	300
Holly Hill, Volusia	296
Jennings, Hamilton	294
Floral City, Citrus	293
Lake Park, Palm Beach	293
Ave Maria, Collier	288
Vernon, Washington	285
Grand Island, Lake	285
Eastpoint, Franklin	283
Satsuma, Putnam	281
Lehigh, Lee	280
Tequesta, Palm Beach	278
Westville, Holmes	275
Chuluota, Seminole	275
Gotha, Orange	274
Montverde, Lake	268
Elkton, St. Johns	267
Indian Rocks Beach, Pinellas	261
Melrose, Putnam	261
Greenwood, Jackson	260
Reddick, Marion	260
Bryceville, Nassau	254
Alafaya, Orange	248
Kenneth City, Pinellas	245
Valparaiso, Okaloosa	244
Sebastian, Brevard	242
San Antonio, Pasco	241
Malabar, Brevard	241
Ponce De Leon, Holmes	241
Laurel Hill, Okaloosa	240
O Brien, Suwannee	239
Winter Park, Seminole	238
Belleair, Pinellas	229
South Pasadena, Pinellas	228
Lake Panasoffkee, Sumter	225
Fort McCoy, Marion	223
Anthony, Marion	218
Edgewood, Orange	215
Gretna, Gadsden	212
Morriston, Levy	208
Geneva, Seminole	207
Sanibel, Lee	207
Southport, Bay	206
White Springs, Hamilton	205
Hosford, Liberty	204
Inlet Beach, Walton	201
Kindred, Osceola	200
Lee, Madison	199

# COVID-19: characteristics of 1,682,096 Florida resident cases

Data through Jan 29, 2021 verified as of Jan 30, 2021 at 09:25 AM

Data in this report are provisional and subject to change.

The table below includes the cities and counties of residence for cases in Florida residents based on the patient's ZIP Code. Note that city is not always received as part of the initial notification and may be missing while the case is being investigated.

City and county	Cases
Wellborn, Suwannee	197
Greenacres, Palm Beach	193
Fountain, Bay	193
Bay Harbor Islands, Dade	192
Hallandale Beach, Broward	186
Saint James City, Lee	185
Weirsdale, Marion	185
Mcdavid, Escambia	184
Eglin Air Force Base, Okaloosa	183
Fern Park, Seminole	180
Longboat Key, Manatee	178
Mcalpin, Suwannee	177
Azalea Park, Orange	176
The Villages, Marion	176
Sopchoppy, Wakulla	171
Holmes Beach, Manatee	168
Juno Beach, Palm Beach	165
University Of Central Fl, Orange	165
Lakewood Ranch, Manatee	163
Howey-In-The-Hills, Lake	162
Alford, Jackson	161
Altoona, Lake	160
Holt, Okaloosa	159
Babson Park, Polk	159
Islamorada, Monroe	159
Zellwood, Orange	158
Astatula, Lake	158
Micanopy, Alachua	157
Madeira Beach, Pinellas	152
Lauderdale By The Sea, Broward	150
Caryville, Washington	149
The Villages, Lake	149
Poinciana, Polk	148
University Of Miami, Dade	146
Summerland Key, Monroe	144
Center Hill, Sumter	143
Atlantis, Palm Beach	141
Lockhart, Orange	140
Bokeelia, Lee	139
Mangonia Park, Palm Beach	137
Bay Lake, Orange	137
Clair-Mel City, Hillsborough	137
Hiawassee, Orange	136
Lake Helen, Volusia	135
Pomona Park, Putnam	135
Viera, Brevard	133
Oak Hill, Volusia	131
Rocky Point, Hillsborough	130
Odessa, Pasco	129
University Of Fl, Alachua	125
Ponce Inlet, Volusia	123
Carrollwood, Hillsborough	122
Golden Beach, Dade	121
Hypoluxo, Palm Beach	119
Grant-Valkaria, Brevard	119
Hollister, Putnam	118
Apopka, Seminole	118
Osteen, Volusia	117
Missing, Orange	117



# COVID-19: characteristics of 1,682,096 Florida resident cases

Data through Jan 29, 2021 verified as of Jan 30, 2021 at 09:25 AM

Data in this report are provisional and subject to change.

The table below includes the cities and counties of residence for cases in Florida residents based on the patient's ZIP Code. Note that city is not always received as part of the initial notification and may be missing while the case is being investigated.

City and county	Cases
Baldwin, Duval	117
Matlacha, Lee	116
Missing, Volusia	116
Clarksville, Calhoun	113
San Mateo, Putnam	111
Cloud Lake, Palm Beach	109
Sumterville, Sumter	109
Cutler Bay, Dade	109
Big Pine Key, Monroe	108
Steinhatchee, Taylor	107
Hampton, Bradford	106
Kendall, Dade	106
Lutz, Pasco	106
Citrus Springs, Citrus	106
Placida, Charlotte	104
Lake Hamilton, Polk	103
Inglis, Levy	102
Lady Lake, Sumter	99
Buena Ventura Lakes, Osceola	98
Paisley, Lake	98
South Fort Myers, Lee	97
Panacea, Wakulla	96
Seville, Volusia	96
Christmas, Orange	90
Dinsmore, Duval	90
Canal Point, Palm Beach	89
Belleair Beach, Pinellas	89
Harmony, Osceola	89
Waldo, Alachua	88
Temple Terrace, Hillsborough	88
Tierra Verde, Pinellas	88
Florahome, Putnam	88
Hurlburt Field, Okaloosa	88
Lamont, Jefferson	87
Callaway, Bay	87
Bascom, Jackson	86
Brooker, Bradford	86
Astor, Lake	84
University Of Central Florida, Orange	82
Tyndall Air Force Base, Bay	82
Maitland, Seminole	79
Fruit Cove, St. Johns	78
Barefoot Bay, Brevard	78
Pinetta, Madison	77
F M, Lee	77
Lorida, Highlands	76
Lighthouse Point, Broward	76
University Of South Florida, Hillsborough	74
Crystal Beach, Pinellas	73
Cedar Key, Levy	73
Palma Ceia, Hillsborough	73
Avon Park, Polk	72
Kathleen, Polk	69
Barry University, Dade	69
Bradenton Beach, Manatee	69
Eatonville, Orange	68
Campbellton, Jackson	68
Ocean Ridge, Palm Beach	67
Patrick Air Force Base, Brevard	67

# COVID-19: characteristics of 1,682,096 Florida resident cases

Data through Jan 29, 2021 verified as of Jan 30, 2021 at 09:25 AM

Data in this report are provisional and subject to change.

The table below includes the cities and counties of residence for cases in Florida residents based on the patient's ZIP Code. Note that city is not always received as part of the initial notification and may be missing while the case is being investigated.

City and county	Cases
Ochopee, Collier	67
Welaka, Putnam	67
Fort Denaud, Hendry	66
Dania Beach, Broward	66
Air Mail Facility, Dade	64
Saint Pete Beach, Pinellas	63
Stock Island, Monroe	62
West Park, Broward	62
Sunny Isles Beach, Dade	61
Missing, St. Johns	61
Boca Grande, Lee	61
North Venice, Sarasota	60
Greensboro, Gadsden	60
Yalaha, Lake	59
Missing, Lee	59
City Of Sunrise, Broward	58
Princeton, Dade	58
Bonita Beach, Lee	58
Florida Gulf Coast Univ, Lee	57
Georgetown, Putnam	57
Orlando, Seminole	56
Bellview, Escambia	52
Destin, Walton	52
Orlando, Dade	51
Reunion, Osceola	51
Anna Maria, Manatee	50
Cudjoe Key, Monroe	48
Mexico Beach, Bay	48
North Redington Beach, Pinellas	48
Walnut Hill, Escambia	48
Northdale, Hillsborough	48
Heathrow, Seminole	47
Saint Leo, Pasco	47
Treasure Island, Pinellas	47
Ona, Hardee	47
Missing, Santa Rosa	47
Felda, Hendry	47
Singer Island, Palm Beach	46
Micco, Brevard	46
Lake Suzy, Desoto	46
Aloma, Orange	45
Palm Beach Shores, Palm Beach	45
Town N Country, Hillsborough	44
Orlando, Osceola	44
Okahumpka, Lake	43
Miami Springs, Dade	43
Sewalls Point, Martin	42
Cinco Bayou, Okaloosa	42
Highland City, Polk	41
Miromar Lakes, Lee	40
Terra Ceia, Manatee	40
University Of Tampa, Hillsborough	40
Salt Springs, Marion	40
Saint Johns, Duval	40
Missing, Marion	40
Enterprise, Volusia	40
Manalapan, Palm Beach	39
Intercession City, Osceola	39
Duette, Manatee	39

# COVID-19: characteristics of 1,682,096 Florida resident cases

Data through Jan 29, 2021 verified as of Jan 30, 2021 at 09:25 AM

Data in this report are provisional and subject to change.

The table below includes the cities and counties of residence for cases in Florida residents based on the patient's ZIP Code. Note that city is not always received as part of the initial notification and may be missing while the case is being investigated.

City and county	Cases
Gulf Breeze, Escambia	38
Orlando, Broward	38
Village Of Wellington, Palm Beach	38
Eaton Park, Polk	37
Orlando, Volusia	37
Ebro, Washington	37
Waverly, Polk	37
Ponte Vedra, Duval	37
Miami, Unknown	36
Florence Villa, Polk	36
Missing, Duval	36
Orlando, Polk	36
Kenansville, Osceola	34
Key Colony Beach, Monroe	34
Flemington, Marion	34
Highland Beach, Palm Beach	34
Green Acres, Palm Beach	33
Naranja, Dade	33
Missing, Pasco	32
Village Wellington, Palm Beach	32
Bayonet Point, Pasco	32
Palm Shores, Brevard	32
Bagdad, Santa Rosa	31
Dowling Park, Suwannee	31
Pasadena, Pinellas	31
Lulu, Columbia	30
Florida International Univ, Dade	30
Bay Pines, Pinellas	30
Hialeah Gardens, Dade	30
Bonita Springs, Collier	29
Tice, Lee	29
Florida A And M University, Leon	29
Cortez, Manatee	29
Lacoochee, Pasco	29
Orlando, Hillsborough	29
Jupiter, Martin	28
Hallandle Beach, Broward	28
Missing, St. Lucie	28
Miami Shores, Dade	28
Homeland, Polk	27
Pensacola Beach, Santa Rosa	27
Missing, Palm Beach	27
Nocatee, Desoto	27
Eloise, Polk	27
Univ Of FI Student Dorms, Alachua	26
Kinard, Calhoun	26
Penney Farms, Clay	26
Florida State, Leon	26
Caryville, Holmes	26
Chokoloskee, Collier	25
Horseshoe Beach, Dixie	25
South Miami Heights, Dade	25
South Palm Beach, Palm Beach	25
Mcintosh, Marion	25
Stetson University, Volusia	25
Homosassa Springs, Citrus	25
Missing, Lake	24
Earleton, Alachua	24
Poinciana, Osceola	24

# COVID-19: characteristics of 1,682,096 Florida resident cases

Data through Jan 29, 2021 verified as of Jan 30, 2021 at 09:25 AM

Data in this report are provisional and subject to change.

The table below includes the cities and counties of residence for cases in Florida residents based on the patient's ZIP Code. Note that city is not always received as part of the initial notification and may be missing while the case is being investigated.

City and county	Cases
Santa Fe, Alachua	24
City Of Westlake, Palm Beach	24
Labelle, Glades	24
North Bay Village, Dade	24
Siesta Key, Sarasota	23
Tangerine, Orange	23
Palmdale, Glades	23
Lealman, Pinellas	23
Missing, Escambia	23
New Smyrna, Volusia	22
Goulds, Dade	22
Balm, Hillsborough	22
Venus, Highlands	22
Tioga, Alachua	22
Indian Lake Estates, Polk	22
Lakeshore, Polk	22
Long Key, Monroe	22
Florida Dept Of Corrections, Union	22
Bradley, Polk	22
La Crosse, Alachua	21
Ridge Manor, Pasco	21
Bostwick, Putnam	21
Missing, Hillsborough	21
Wausau, Washington	21
Bayshore Gardens, Manatee	21
Sparr, Marion	21
Saint Marks, Wakulla	21
Bonaventure, Broward	21
Perdido Key, Escambia	21
Westchase, Hillsborough	21
Missing, Monroe	20
Fort Lauderdale, Dade	20
Sydney, Hillsborough	20
Yankeetown, Levy	20
Bonifay, Washington	20
Little Torch Key, Monroe	20
Hawthorne, Putnam	20
Pine Hills, Orange	19
Paxton, Walton	19
Crystal Springs, Pasco	19
Sun City, Hillsborough	19
Pine Castle, Orange	19
Branford, Lafayette	19
Orange Lake, Marion	18
Sugarloaf Key, Monroe	18
Babcock Ranch, Lee	18
Mexico Beach, Gulf	18
Miami, Broward	18
Everglades City, Collier	18
Alturas, Polk	18
Orlando, Palm Beach	18
Loughman, Polk	18
Mango, Hillsborough	18
Lowell, Marion	18
Laud-By-The-Sea, Broward	17
Graceville, Holmes	17
Candler, Marion	17
Parker, Bay	17
Citrus Ridge, Indian River	17

# COVID-19: characteristics of 1,682,096 Florida resident cases

Data through Jan 29, 2021 verified as of Jan 30, 2021 at 09:25 AM

Data in this report are provisional and subject to change.

The table below includes the cities and counties of residence for cases in Florida residents based on the patient's ZIP Code. Note that city is not always received as part of the initial notification and may be missing while the case is being investigated.

City and county	Cases
Florida International University, Dade	17
Wabasso, Indian River	17
Nalcrest, Polk	16
Maxville, Duval	16
Goodland, Collier	16
Indian River Shores, Indian River	16
Missing, Pinellas	16
Champions Gate, Polk	16
Pembroke Park, Broward	16
West Panama City Beach, Bay	16
Jensen Beach, St. Lucie	16
Archer, Levy	15
Golden Oak, Orange	15
Fort Ogden, Desoto	15
Orlando, Pinellas	15
Plymouth, Orange	15
Gulf Stream, Palm Beach	15
Mount Dora, Orange	14
Village Of Palmetto Bay, Dade	14
Webster, Hernando	14
Gulf Hammock, Levy	14
Hernando Beach, Hernando	14
White Springs, Columbia	14
Tallevast, Manatee	14
Westlake, Palm Beach	14
Murdock, Charlotte	14
Lake City, Suwannee	14
Forest City, Orange	14
Davenport, Osceola	14
Wewahitchka, Calhoun	14
Winter Garden, Lake	14
Orlando, Brevard	13
Otter Creek, Levy	13
Woodville, Leon	13
Orlando, Lake	13
High Springs, Gilchrist	13
Copeland, Collier	13
Nichols, Polk	13
Union Park, Orange	13
Suwannee, Dixie	13
Graham, Bradford	12
Hutchinson Island, St. Lucie	12
Pensacola Beach, Escambia	12
Lakewood Ranch, Sarasota	12
Kingsley Lake, Bradford	12
Gonzalez, Escambia	12
Trenton, Levy	12
Brooksville, Pasco	12
Lake Monroe, Seminole	12
Missing, Collier	12
Kissimmee, Orange	12
Lake Buena Vista, Orange	12
Hollywood, Dade	12
Buckingham, Lee	12
Watersound, Walton	12
Saint George Island, Franklin	12
Redington Shores, Pinellas	12
Fort Charlotte, Charlotte	12
Daytona Beach Shores, Volusia	12

# COVID-19: characteristics of 1,682,096 Florida resident cases

Data through Jan 29, 2021 verified as of Jan 30, 2021 at 09:25 AM

Data in this report are provisional and subject to change.

The table below includes the cities and counties of residence for cases in Florida residents based on the patient's ZIP Code. Note that city is not always received as part of the initial notification and may be missing while the case is being investigated.

City and county	Cases
Unknown, Dade	11
Long Boat Key, Manatee	11
Jacksonville, Unknown	11
Johns Pass Village, Pinellas	11
Ramrod Key, Monroe	11
Saint Lucie West, St. Lucie	11
Shady Hills, Pasco	11
Holder, Citrus	11
Missing, Manatee	11
Missing, Seminole	11
Braden River, Manatee	11
Mount Plymouth, Lake	11
Wahneta, Polk	11
Orlando, Leon	11
Laurel Hill, Walton	11
Durant, Hillsborough	11
Leisure City, Dade	10
Orlando, Duval	10
Roseland, Indian River	10
Passport, Unknown	10
Seacrest, Walton	10
Greenville, Taylor	10
Hillsboro Beach, Broward	10
Steinhatchee, Dixie	10
Rosemary Beach, Walton	10
Missing, Nassau	10
Choctaw Beach, Okaloosa	10
Telogia, Liberty	10
Trilby, Pasco	10
Redington Beach, Pinellas	9
Cottdale, Washington	9
Sea Ranch Lakes, Broward	9
Palma Sola, Manatee	9
Missing, Brevard	9
Belleair Bluffs, Pinellas	9
Missing, Polk	9
Lake Como, Putnam	9
University Park, Manatee	9
Beverly Beach, Flagler	9
Los Angeles, Dade	9
Lloyd, Jefferson	9
Lamont, Madison	9
Cypress, Jackson	9
Rubonia, Manatee	9
Indian Creek Village, Dade	9
Missing, Citrus	9
Fanning Springs, Gilchrist	9
Perrine, Dade	9
West Delray Beach, Palm Beach	9
Dade City, Hernando	9
Briny Breezes, Palm Beach	9
Citrus Hills, Citrus	8
Elfers, Pasco	8
Missing, Unknown	8
Salem, Taylor	8
Virginia Gardens, Dade	8
Naples, Lee	8
Florida State Univ Admin, Leon	8
Forest City, Seminole	8



# COVID-19: characteristics of 1,682,096 Florida resident cases

Data through Jan 29, 2021 verified as of Jan 30, 2021 at 09:25 AM

Data in this report are provisional and subject to change.

The table below includes the cities and counties of residence for cases in Florida residents based on the patient's ZIP Code. Note that city is not always received as part of the initial notification and may be missing while the case is being investigated.

City and county	Cases
Ozona, Pinellas	8
Missing, Indian River	8
Seybold, Dade	8
Cross Creek, Alachua	8
Ferndale, Lake	8
Eau Gallie, Brevard	8
Goldenrod, Seminole	8
Jerome, Collier	8
Hialeah, Unknown	8
Ponce De Leon, Walton	8
Innovation, Pasco	7
Deer Island, Lake	7
East Lake, Marion	7
Wildlight, Nassau	7
Fairfield, Marion	7
Captiva, Lee	7
Niceville, Walton	7
Orlando, Alachua	7
Palm City, St. Lucie	7
Maitland, Volusia	7
Grandin, Putnam	7
Aripeka, Pasco	7
Switzerland, St. Johns	7
Pine Ridge, Citrus	7
Keystone Heights, Bradford	7
Orlando, Pasco	7
Babcock Ranch, Charlotte	7
University Of Central Fl, Hillsborough	7
Orange Springs, Marion	7
Evinston, Alachua	7
Basinger, Okeechobee	7
Grant Valkaria, Brevard	7
Port Saint John, Brevard	7
Orange Park, Duval	6
Nobleton, Hernando	6
Mayport Naval Station, Duval	6
Lake Butler, Bradford	6
Fernandina, Nassau	6
Missing, Putnam	6
Maitland, Osceola	6
Umatilla, Marion	6
Duck Key, Monroe	6
Morrison, Marion	6
Miccosukee, Leon	6
Orchid, Indian River	6
Orlando, Flagler	6
Orlando, Marion	6
Sunny Hills, Washington	6
White City, Gulf	6
Punta Gorda, Lee	6
Putnam Hall, Putnam	6
Quail Heights, Dade	6
Saint Augustine Beach, St. Johns	6
River Ranch, Polk	6
Wekiva Springs, Seminole	6
Missing, Broward	6
Indian Shores, Pinellas	6
Labelle, Lee	6
Missing, Walton	6

# COVID-19: characteristics of 1,682,096 Florida resident cases

Data through Jan 29, 2021 verified as of Jan 30, 2021 at 09:25 AM

Data in this report are provisional and subject to change.

The table below includes the cities and counties of residence for cases in Florida residents based on the patient's ZIP Code. Note that city is not always received as part of the initial notification and may be missing while the case is being investigated.

City and county	Cases
Alys Beach, Bay	6
Gibsonia, Polk	6
Maitland, Hillsborough	6
Winter Park, Polk	6
Winderemere, Orange	6
Westchester, Dade	5
Port Salerno, Martin	5
Grove City, Charlotte	5
Hialeah, Broward	5
Barberville, Volusia	5
Ebro, Bay	5
Eglin, Okaloosa	5
Missing, Clay	5
Missing, Taylor	5
Scottsmoor, Brevard	5
Missing, Okaloosa	5
Valkaria, Brevard	5
Stuart, St. Lucie	5
Pass, Unknown	5
Worthington Springs, Union	5
Holt, Santa Rosa	5
Missing, Leon	5
Ybor City, Hillsborough	5
Haines Creek, Lake	5
Longboat Key, Sarasota	5
Fort Lauderdale, Palm Beach	5
PSI, Unknown	5
Inglis, Citrus	5
Day, Lafayette	5
Ocoee, Lake	5
Okeechobee, Martin	5
N/A, Unknown	5
Orlando, Manatee	5
Missing, Bay	5
Fort Lauderdale, Lee	5
University Of Central FI, Martin	5
Seacrest, Bay	4
Saint Augustine, Duval	4
Sandestin, Walton	4
Point Washington, Walton	4
Williston, Marion	4
Hinsdale, Manatee	4
El Jobean, Charlotte	4
Bella Collina, Lake	4
Anastasia Island, St. Johns	4
Oneco, Manatee	4
Wakulla Springs, Wakulla	4
Bowling Green, Polk	4
International Service Center, Dade	4
Orlando, Lee	4
San Carlos Park, Lee	4
Clewiston, Palm Beach	4
Conch Key, Monroe	4
Bayou George, Bay	4
Branford, Gilchrist	4
Boynton Beach, Broward	4
Jacksonville Naval Air Station, Duval	4
Miramar, Dade	4
Miami Gardens, Unknown	4

# COVID-19: characteristics of 1,682,096 Florida resident cases

Data through Jan 29, 2021 verified as of Jan 30, 2021 at 09:25 AM

Data in this report are provisional and subject to change.

The table below includes the cities and counties of residence for cases in Florida residents based on the patient's ZIP Code. Note that city is not always received as part of the initial notification and may be missing while the case is being investigated.

City and county	Cases
Newberry, Gilchrist	4
Okeechobee, Osceola	4
Glenwood, Volusia	4
Clarcona, Orange	4
Pensacola, Unknown	4
Milton, Escambia	4
Mayport, Duval	4
Inlet Beach, Bay	4
Shady Grove, Taylor	4
Port Charlotte, Unknown	4
Okeechobee, Glades	4
West Bradenton, Manatee	4
Miami, Palm Beach	4
Live Oak, Madison	4
Loxahatchee Groves, Palm Beach	4
Deerfield Beach, Palm Beach	4
Missing, Sarasota	4
Glen Ridge, Palm Beach	4
Coco River, Collier	4
Bruce, Holmes	4
Melrose, Bradford	4
Mid Florida, Seminole	4
Ocean Breeze, Martin	4
Pass, Dade	3
Margate, Unknown	3
Los Angeles, Broward	3
Highland Park, Polk	3
Brewton, Escambia	3
Apopka, Broward	3
Missing, Highlands	3
Orem, Palm Beach	3
Lanark Village, Franklin	3
Maitland, Polk	3
Pp, Dade	3
Pp, Unknown	3
Woodside, Broward	3
Hallandale Beach, Unknown	3
Blountstown, Liberty	3
Lakeland, Hillsborough	3
Lake City, Duval	3
Immokalee, Lee	3
Lynbrook, Broward	3
Miami Gardens, Broward	3
Village Of Golf, Palm Beach	3
Wildwood, Marion	3
Orlando, Unknown	3
Palm Coast, Volusia	3
Saint Augusaintine Beach, St. Johns	3
Port Saint Lucie, Martin	3
Tampa Palms, Hillsborough	3
Tampa, Pinellas	3
Pineland, Lee	3
Winter Garden, Seminole	3
Jacksonville, Clay	3
Laurel, Sarasota	3
Ludlam, Dade	3
Clermont, Orange	3
Deland, Lake	3
Fort Myers, Collier	3

# COVID-19: characteristics of 1,682,096 Florida resident cases

Data through Jan 29, 2021 verified as of Jan 30, 2021 at 09:25 AM

Data in this report are provisional and subject to change.

The table below includes the cities and counties of residence for cases in Florida residents based on the patient's ZIP Code. Note that city is not always received as part of the initial notification and may be missing while the case is being investigated.

City and county	Cases
Sugarloaf, Monroe	3
Westville, Walton	3
Boca Raton, Broward	3
Ft Pierce, St. Lucie	3
Milligan, Okaloosa	3
Lamont, Taylor	3
North Fort Myers, Charlotte	3
Jacksonville, Alachua	3
Missing, Sumter	3
Kissimmee, Unknown	3
Cape Haze, Charlotte	3
Bristol, Calhoun	3
Chicago, Lee	3
Coraopolis, Citrus	3
Sorrento, Orange	3
Indian Rock Beach, Pinellas	3
Hollywood, Unknown	3
Mayport Naval Housing, Duval	3
Missing, Martin	3
Monticello, Madison	3
Cape San Blas, Gulf	3
Apopka, Lake	3
Cypress Gardens, Polk	3
Crestview, Walton	3
Fernandina Beach, Duval	3
Fpo, Duval	3
Vernon, Bay	3
Pompano Beach, Palm Beach	3
Samoset, Manatee	3
San Fernando, Unknown	3
Alford, Washington	3
Altamonte Springs, Orange	3
Alys Beach, Walton	3
East Rockland Key, Monroe	3
Ocean Reef Club, Monroe	3
Miami Beach, Unknown	3
Mims, Volusia	3
Jonesville, Alachua	3
Julington Creek, St. Johns	3
Jupiter Island, Martin	3
Vero Beach, St. Lucie	3
Venice, Dade	2
University Of Central Fl, Seminole	2
Union, Manatee	2
Sand Lake, Orange	2
Port St. Lucie, St. Lucie	2
Windermere, Hillsborough	2
Winter Park, Volusia	2
Winter Springs, Orange	2
Jena, Taylor	2
Labelle, Collier	2
Long Beach, Orange	2
Lauderhill, Unknown	2
Longwood, Unknown	2
Miramar, Unknown	2
Missing, Flagler	2
Miami, Martin	2
New Port Richey, Hillsborough	2
Orlando, Escambia	2

# COVID-19: characteristics of 1,682,096 Florida resident cases

Data through Jan 29, 2021 verified as of Jan 30, 2021 at 09:25 AM

Data in this report are provisional and subject to change.

The table below includes the cities and counties of residence for cases in Florida residents based on the patient's ZIP Code. Note that city is not always received as part of the initial notification and may be missing while the case is being investigated.

City and county	Cases
Okeechobee, Highlands	2
Eatonville, Polk	2
High Springs, Columbia	2
Bonnie, Dade	2
Port Canaveral, Brevard	2
Seguin, Unknown	2
Sunrise, Unknown	2
Tampa, Broward	2
Plantation Key, Monroe	2
Orlando, St. Lucie	2
Oakland Park, Unknown	2
Weirsdale, Lake	2
Cross Key, Monroe	2
Crescent Beach, Sarasota	2
Dade City, Unknown	2
Defuniak Springs, Okaloosa	2
Cibolo, Orange	2
Claysville, Hernando	2
Marysville, Dade	2
Green Cove Springs, Duval	2
Island Grove, Alachua	2
Summerfield, Unknown	2
Tampa, Hernando	2
Vero Beach, Unknown	2
Wauchula, Desoto	2
Saint Lucie Village, St. Lucie	2
Sharpes, Brevard	2
Sebring, Desoto	2
Pompano Beach, Unknown	2
Panama City, Unknown	2
Yeehaw, Okeechobee	2
000000, Unknown	2
Jacksonville Naval Hospital, Duval	2
Jacksonville, Nassau	2
Longview, Dade	2
Hosford, Calhoun	2
Melrose, Clay	2
Mesa, Unknown	2
Noma, Holmes	2
Ormond Beach, Flagler	2
Land O Lakes, Hillsborough	2
Lakeland, Unknown	2
Lady Lake, Marion	2
Fort Lauderdale, Alachua	2
Homeless, Hillsborough	2
Brooklyn, Broward	2
Cross City, Taylor	2
Carl Fisher, Dade	2
Windermere, Lake	2
Saint Marys, Nassau	2
Wacissa, Jefferson	2
Sutton, Pasco	2
Port Saint Lucie, Palm Beach	2
Orlo Vista, Orange	2
Fort Pierce, Martin	2
Doctors Inlet, Clay	2
Clermont, Polk	2
Bronx, Seminole	2
Bonifay, Jackson	2

# COVID-19: characteristics of 1,682,096 Florida resident cases

Data through Jan 29, 2021 verified as of Jan 30, 2021 at 09:25 AM

Data in this report are provisional and subject to change.

The table below includes the cities and counties of residence for cases in Florida residents based on the patient's ZIP Code. Note that city is not always received as part of the initial notification and may be missing while the case is being investigated.

City and county	Cases
Bonnie, Sarasota	2
Lecanto, Marion	2
Maitland, Leon	2
Miami Shores, Broward	2
Missing, Hernando	2
Greenville, Jefferson	2
Winter Park, Leon	2
Orlando, Santa Rosa	2
Oklawaha, Marion	2
Olustee, Baker	2
Orlando, Charlotte	2
Tarpon Springs, Pasco	2
West Palm Beach, Dade	2
Saint Petersburg, Hillsborough	2
Seven Springs, Pasco	2
Upper Key Largo, Monroe	2
University Of Central Florida, Brevard	2
Zellwood, Lake	2
West Villages, Sarasota	2
Miami, Orange	2
Mount Pleasant, Gadsden	2
None, Dade	2
Navarre, Okaloosa	2
Lake Geneva, Clay	2
Lawtey, Union	2
Lutz, Pinellas	2
Los Angeles, Okaloosa	2
Blountstown, Jackson	2
Alligator Point, Franklin	2
Coconut Creek, Unknown	2
Fort Myers, Unknown	2
Crawfordville, Leon	2
Eatonville, Lake	2
Fort Lauderdale, Unknown	2
Provo, Broward	2
Portland, Unknown	2
Pensacola, Santa Rosa	2
Wimauma, Manatee	2
University Of Central Florida, Palm Beach	2
University Of Central Florida, Pinellas	2
Sumatra, Liberty	2
Maitland, Lake	2
Lake Harbor, Palm Beach	2
Moore Haven, Hendry	2
Naples, Broward	2
Cassadaga, Volusia	2
Hialeah Lakes, Dade	2
Dunnellon, Levy	2
Fort Walton Beach, Walton	2
Jacksonville, Dade	2
Madison, Unknown	2
Lake Worth, Broward	2
Maitland, Pasco	2
Miamt, Dade	2
Chipley, Jackson	2
Amelia City, Nassau	2
Alligator Point, Wakulla	2
Florida Power & Light Co, Dade	2
Orlando, Okaloosa	2



# COVID-19: characteristics of 1,682,096 Florida resident cases

Data through Jan 29, 2021 verified as of Jan 30, 2021 at 09:25 AM

Data in this report are provisional and subject to change.

The table below includes the cities and counties of residence for cases in Florida residents based on the patient's ZIP Code. Note that city is not always received as part of the initial notification and may be missing while the case is being investigated.

City and county	Cases
University Of Central Florida, Broward	2
Vero Beach, Brevard	2
Village Of Palm Springs, Palm Beach	1
Webster, Pasco	1
Westerville, Hillsborough	1
Winston Salem, Unknown	1
Winter Garden, Hillsborough	1
Wilbur By The Sea, Volusia	1
Willowbrook, Lee	1
Woodland Hills, Brevard	1
Yulee, Duval	1
University Of Central Florida, Hillsborough	1
University Of Central Fl, Pasco	1
Union City, Bradford	1
Tampa, Manatee	1
Tangerine, Lake	1
Sanford, Palm Beach	1
Pompano Beach, Alachua	1
Republic, Monroe	1
Ridgewood, Broward	1
Riverview, Manatee	1
Roseland, Palm Beach	1
Steinhatchee, Alachua	1
Saint Teresa, Wakulla	1
San Diego, Unknown	1
Russellville, Hillsborough	1
Saint Augustine, Okaloosa	1
Oviedo, Leon	1
Palm City, Unknown	1
Porter Ranch, Dade	1
Raiford, Bradford	1
Ponte Vedra Beach, Orange	1
Port Orange , Volusia	1
Port Saint Lucie, Indian River	1
Missing, Wakulla	1
N/A, Duval	1
Naples, Alachua	1
Old Town, Gilchrist	1
Ocala, Unknown	1
Opa Locka, Polk	1
Orem, Sarasota	1
Orem, Unknown	1
Fort Denaud, Glades	1
Fortlauderdale, Unknown	1
Ft Pierce, Unknown	1
Garland, Orange	1
El Paso, Unknown	1
Everett, Dade	1
Fl State Lot, Leon	1
Colorado Springs, Unknown	1
Conifer, Lee	1
Eatonville, Seminole	1
Destin, Unknown	1
Diamond, Highlands	1
Altamonte, Orange	1
Alva, Collier	1
333, Unknown	1
Allentown, Putnam	1
Amelia Village, Nassau	1

# COVID-19: characteristics of 1,682,096 Florida resident cases

Data through Jan 29, 2021 verified as of Jan 30, 2021 at 09:25 AM

Data in this report are provisional and subject to change.

The table below includes the cities and counties of residence for cases in Florida residents based on the patient's ZIP Code. Note that city is not always received as part of the initial notification and may be missing while the case is being investigated.

City and county	Cases
Apple Creek, Citrus	1
Barefoot Beach, Lee	1
Azalea Park, Osceola	1
Aventura, Osceola	1
Chipley, Holmes	1
Chattanooga, Dade	1
Bryn Mawr, Palm Beach	1
Camden Wyoming, Duval	1
Bear Grass, Palm Beach	1
Middleburg, Duval	1
Midland, Osceola	1
Miami, Charlotte	1
Miamii, Dade	1
Miami Garden, Unknown	1
Mary Esther, Escambia	1
Lehigh Cares, Lee	1
Live Oak, Columbia	1
Loganville, Orange	1
Longwood, Orange	1
Lauderdale Hill, Unknown	1
Jeffersonville, Broward	1
Lake Mary, Lake	1
Knoxville, Escambia	1
Hickory, Lee	1
Homeless, Dade	1
Homer, Escambia	1
Hallandate Ben, Unknown	1
Export, Palm Beach	1
Fdsf, Unknown	1
Felda, Palm Beach	1
Flagler Beach, Volusia	1
Flora, Lee	1
Hialeah, Orange	1
Hilliard, Dade	1
Hollywood, Leon	1
Holt, Unknown	1
Homestead, Monroe	1
Humble, Broward	1
Green, Clay	1
Greensburg, Orange	1
Greenville, Monroe	1
Gulf Shores, Escambia	1
Fresno, Pasco	1
Fruitland Park, Sumter	1
Fwb, Unknown	1
Gainesville, Marion	1
Gastonia, Polk	1
Geneva, Orange	1
Clermont, Unknown	1
Downers Grove, St. Lucie	1
Duke Field Air Force Station, Okaloosa	1
Columbia, Orange	1
Coral Gables, Unknown	1
Coral Springs, Unknown	1
Cornelius, Leon	1
Crestview, Dade	1
Dade City, Polk	1
Dania, Unknown	1
Darien, Pasco	1

# COVID-19: characteristics of 1,682,096 Florida resident cases

Data through Jan 29, 2021 verified as of Jan 30, 2021 at 09:25 AM

Data in this report are provisional and subject to change.

The table below includes the cities and counties of residence for cases in Florida residents based on the patient's ZIP Code. Note that city is not always received as part of the initial notification and may be missing while the case is being investigated.

City and county	Cases
Aspen, Palm Beach	1
Atlanta, Broward	1
Aurburndale, Polk	1
Aventura, Unknown	1
Azalea Park, Sarasota	1
Bartow, Unknown	1
Boca Rotan, Unknown	1
Brooksville, Columbia	1
Bryn Mawr, Collier	1
Apalachicola, Leon	1
Naugatuck, Lee	1
New Vernon, Sarasota	1
New York, Broward	1
Myakka, Duval	1
Missing, Columbia	1
Opa Locka, Unknown	1
Orem, Nassau	1
Orlando, Highlands	1
Ocoee, Broward	1
North Little Rock, Palm Beach	1
Olando, Orange	1
Ocoee, Polk	1
Lakeland, Pasco	1
Lakewood, Unknown	1
Knoxville, Duval	1
Havanna, Gadsden	1
Jan Phyl Village, Polk	1
Maitland, Unknown	1
Los Angeles, Polk	1
Middleburg, Unknown	1
Minneapolis, Broward	1
Melbourne, Orange	1
Miami Beach, Palm Beach	1
Miami Granders, Dade	1
Sumter Ville, Unknown	1
Telluride, Lee	1
Tampa, Jackson	1
Tampa, Lee	1
South Otsellic, Dade	1
Southampton, Palm Beach	1
Stockbridge, Leon	1
Springhill, Unknown	1
Tinley Park, Lee	1
University Of Central FI, Dade	1
Windermere, Polk	1
Winter Park, Lake	1
Wayne, Dade	1
Wekiwa Springs, Seminole	1
West Simsbury, Collier	1
Ponce, Orange	1
Plant City, Hendry	1
Plant City, Pinellas	1
Plantation, Unknown	1
Pound Ridge, Leon	1
Port Charlotte FI, Unknown	1
Richmond Heights, Dade	1
Riverview, Pinellas	1
Rochester, Lee	1
Rosemary Beach, Bay	1

# COVID-19: characteristics of 1,682,096 Florida resident cases

Data through Jan 29, 2021 verified as of Jan 30, 2021 at 09:25 AM

Data in this report are provisional and subject to change.

The table below includes the cities and counties of residence for cases in Florida residents based on the patient's ZIP Code. Note that city is not always received as part of the initial notification and may be missing while the case is being investigated.

City and county	Cases
Saint Cloud, Orange	1
Saint Petersburg, Dade	1
San Juan, Osceola	1
San Pedro Sula, Dade	1
Sandy, Duval	1
Foley, Escambia	1
Deland, St. Lucie	1
Deltona, Orange	1
Fort Myers-, Lee	1
Fort Pierce, Unknown	1
Harrison, Pinellas	1
Granada Hills, Broward	1
Hailandale, Unknown	1
Homeless, Polk	1
Homosassa, Hernando	1
Conway, Leon	1
Clermont, Volusia	1
Clewiston, Glades	1
Cypress, Leon	1
Davenport, Orange	1
Cartersville, Unknown	1
Altoona, Marion	1
Anaheim, Unknown	1
Athens, Duval	1
Bogota, Orange	1
Bradington, Manatee	1
Bronx, Palm Beach	1
Louisville, Manatee	1
Los Angeles Ca, Unknown	1
Lewisburg, Pasco	1
Littleton, Dade	1
Lake City, Hamilton	1
La Grange, Dade	1
Jerusalem, St. Johns	1
New Orleans, Palm Beach	1
Newark, Broward	1
Newburgh, Bay	1
Navarre, Dade	1
Middlesburg, Duval	1
Miami Lakes, Unknown	1
Miami, Hillsborough	1
Macdill Air Force Base, Hillsborough	1
Marshall, Dade	1
Westbrook, Dade	1
Wichita, Volusia	1
Winter Garden, Pinellas	1
Winter Park, Broward	1
Winter Park, Indian River	1
Winter Park, Lee	1
Zolfo Springs, Polk	1
Winter Park, St. Johns	1
Vernon, Unknown	1
Winder Garden, Orange	1
Windermere, Leon	1
Windermere, Osceola	1
Windermere, Seminole	1
Winter Garden, Broward	1
Washington, Unknown	1
West Palm Beach, Broward	1

# COVID-19: characteristics of 1,682,096 Florida resident cases

Data through Jan 29, 2021 verified as of Jan 30, 2021 at 09:25 AM

Data in this report are provisional and subject to change.

The table below includes the cities and counties of residence for cases in Florida residents based on the patient's ZIP Code. Note that city is not always received as part of the initial notification and may be missing while the case is being investigated.

City and county	Cases
Sun City Center, Hardee	1
Spring Hill , Hernando	1
Starke, Clay	1
Stone Mountain, Palm Beach	1
Tulsa, Orange	1
Tiffin, Highlands	1
Tallahassee, Duval	1
Tampa, Palm Beach	1
Tavares, Marion	1
Saint Petersburg, St. Lucie	1
Saint Johns, Unknown	1
Shelton, Manatee	1
Saxis, Lee	1
Sebring, Lee	1
Rex, Duval	1
Rye, Duval	1
Parker, Dade	1
Parker, Leon	1
Peoria, Unknown	1
Palm Coast, Polk	1
Pacifica, Dade	1
Port Everglades, Broward	1
Plantation, Orange	1
Oviedo, Brevard	1
Orlando, Sarasota	1
Orlando, Columbia	1
Orlando, Indian River	1
Orem, Broward	1
Oooooo, Unknown	1
Ocoee, Osceola	1
Okeechobee, Broward	1
North Pole, Seminole	1
North Port, Lee	1
Weston, Dade	1
Wheaton, Lee	1
Wesley Chapel, Alachua	1
Virginia Beach, Hernando	1
Waco, Broward	1
University Of Central Florida, Monroe	1
Tewksbury, Orange	1
Toms River, Dade	1
Tangerine, Seminole	1
Shannon, Collier	1
Soldotna, Broward	1
Steinhatchee, Madison	1
South Burlington, Orange	1
Opalocka, Dade	1
Oakland, Leon	1
Okeechobee, St. Lucie	1
North Canton, Palm Beach	1
Palm Springs North, Dade	1
Palm Coast, Duval	1
Orlando, Union	1
Ovido, Seminole	1
Oxford, Palm Beach	1
Perry, Leon	1
Provincetown, Collier	1
Rio Dell, Volusia	1
Saint Cloud, Lee	1

# COVID-19: characteristics of 1,682,096 Florida resident cases

Data through Jan 29, 2021 verified as of Jan 30, 2021 at 09:25 AM

Data in this report are provisional and subject to change.

The table below includes the cities and counties of residence for cases in Florida residents based on the patient's ZIP Code. Note that city is not always received as part of the initial notification and may be missing while the case is being investigated.

City and county	Cases
Saint Johns, Orange	1
San Antonio, Sarasota	1
San Antonio, Unknown	1
Sanford, Volusia	1
Winter Park, Osceola	1
Wood River, Polk	1
Worcester, Palm Beach	1
Winter Park, Alachua	1
Gilmer, Dade	1
Haverford, Hillsborough	1
Herrin, Orange	1
Jamaica, Broward	1
Jersey City, Polk	1
Kingsland, Duval	1
Kissimmee, Brevard	1
Lake Placid, Alachua	1
Lander, Citrus	1
Las Vegas, Orange	1
New Richmond, Volusia	1
Miami, Collier	1
Melrose, Alachua	1
Miamf, Dade	1
Miami G, Dade	1
Marianna, Calhoun	1
Marshall, Palm Beach	1
Lemoyne, Manatee	1
Lawrence Township, Palm Beach	1
Magnolia Square, Osceola	1
Maitland, Alachua	1
Buffalo, Palm Beach	1
Bryant, Alachua	1
Carol Stream, Orange	1
Charlotte, Pasco	1
Apopka, Flagler	1
99, Unknown	1
Alanson, Bay	1
Aollywoss, Dade	1
Boca Raton, Unknown	1
Bohealia, Lee	1
Blowing Rock, Polk	1
Clear Brook, Lee	1
Crestview, Holmes	1
Columbus, Brevard	1
Cookeville, Seminole	1
Deland, Polk	1
Cumberland, Palm Beach	1
Dade City, Hillsborough	1
Dallas, Lee	1
De Leon Springs, Putnam	1
Fanning Springs, Levy	1
Estero, Collier	1
Other, Dade	1
Palmetto Bay, Palm Beach	1
Palmetto, Pasco	1
Pass-A-Grille Beach, Pinellas	1
Pembroke Lakes, Broward	1
Prattville, Hillsborough	1
Prestonsburg, Bay	1
Quincy, Jackson	1



# COVID-19: characteristics of 1,682,096 Florida resident cases

Data through Jan 29, 2021 verified as of Jan 30, 2021 at 09:25 AM

Data in this report are provisional and subject to change.

The table below includes the cities and counties of residence for cases in Florida residents based on the patient's ZIP Code. Note that city is not always received as part of the initial notification and may be missing while the case is being investigated.

City and county	Cases
Rapid City, Broward	1
Red Bay, Holmes	1
Piasa, Putnam	1
Russellville, Bay	1
Saint Cloud, Palm Beach	1
Syracuse, Polk	1
Tallahassee, Dade	1
Tamarac, Dade	1
Tampa, Unknown	1
Tavares, Orange	1
Tequesta, Martin	1
Topsham, Manatee	1
Town Of Nocatee, St. Johns	1
Unkn, Duval	1
Waipahu, Santa Rosa	1
Ward, Polk	1
Wellborn, Columbia	1
Sunbright, Palm Beach	1
Venetian Islands, Dade	1
Saint Joseph, Volusia	1
San Antonio, Orange	1
Seminole, Leon	1
Suitland, Volusia	1
Shirley, Flagler	1
Winter Garden, Duval	1
Woodbine, Nassau	1
Yulee, St. Johns	1
West Aplm Beach, Palm Beach	1
West Yarmouth, St. Lucie	1
Carmel, Orange	1
Cedar Springs, Hernando	1
Chicago, Unknown	1
Coconut Ck, Unknown	1
Dearborn, Broward	1
Deer Park, Dade	1
Deerfield Beach, Unknown	1
Deland, Seminole	1
Deltona, Seminole	1
Doral, Unknown	1
Downingtown, Hillsborough	1
Dpo, Santa Rosa	1
Brooklyn, Dade	1
Brooklyn, Lee	1
Caracas, Dade	1
Boston, Broward	1
Apopka, Clay	1
Asheville, Highlands	1
Astoria, Broward	1
Bartow, Hardee	1
Bay Harbor Islands, Unknown	1
Bel Air, Collier	1
O, Manatee	1
Alachua, Duval	1
Alpharetta, Broward	1
Homeless, Monroe	1
Homeless, Pinellas	1
Hoclywsod, Dade	1
Hernando, Marion	1
Hialeah, Collier	1

# COVID-19: characteristics of 1,682,096 Florida resident cases

Data through Jan 29, 2021 verified as of Jan 30, 2021 at 09:25 AM

Data in this report are provisional and subject to change.

The table below includes the cities and counties of residence for cases in Florida residents based on the patient's ZIP Code. Note that city is not always received as part of the initial notification and may be missing while the case is being investigated.

City and county	Cases
Gotcha, Orange	1
Greensburg, Palm Beach	1
Helen, Bay	1
Hallandale, Unknown	1
Fort Lauderdale, Leon	1
Fort Pierce, Palm Beach	1
Fort White, Clay	1
Garden City, Alachua	1
Gaylord, Orange	1
Dallas, Hernando	1
Fisher Island, Unknown	1
Lake Butler, Alachua	1
Knoxville, Bay	1
Kingsland, Nassau	1
Keys West, Unknown	1
Lakewood Ranch, Unknown	1
Ldhl, Broward	1
Las Vegas, Palm Beach	1
Key West, Duval	1
Indian Rocks Beach, Duval	1
Inglewood, Sarasota	1
Inwood, Broward	1
Irvine, Marion	1
Istachatta, Hernando	1
Jefferson, Dade	1
Jonesboro, Leon	1
Jupiter, Dade	1
Jupiter, St. Lucie	1
Kenilworth, Leon	1
Milford, Lee	1
Micanopy, Marion	1
Mckinney, Broward	1
Miamc, Dade	1
Longwood, Volusia	1
Little Neck, Lee	1
Missing, Okeechobee	1
Monroe Township, Palm Beach	1
Moore Haven, Okeechobee	1
Morrisville, Unknown	1
New Middletown, Hillsborough	1
Newberry, Marion	1
North Palm Beach, Orange	1
Northport, Sarasota	1
Oakland, Lee	1
Paducah, Manatee	1
Orlando, Jackson	1
North Laud, Unknown	1
Ocoee, Unknown	1
Oldsrav, Manatee	1
Middletown, Osceola	1
Marina Del Rey, Broward	1
Mayaguez, Dade	1
Monroe, Hillsborough	1
Missing, Osceola	1
Interlachen, Duval	1
Hoosick Falls, Broward	1
Gibsononton, Unknown	1
Greenbrier, Bay	1
Hialeahgardens, Dade	1

# COVID-19: characteristics of 1,682,096 Florida resident cases

Data through Jan 29, 2021 verified as of Jan 30, 2021 at 09:25 AM

Data in this report are provisional and subject to change.

The table below includes the cities and counties of residence for cases in Florida residents based on the patient's ZIP Code. Note that city is not always received as part of the initial notification and may be missing while the case is being investigated.

City and county	Cases
Hiram, Leon	1
Longwood, Broward	1
Lucedale, St. Lucie	1
Macclenny, Duval	1
Mantua, Broward	1
Kure Beach, Monroe	1
Lakeland, Palm Beach	1
Alva, Escambia	1
Arcadia, Highlands	1
Baker, Santa Rosa	1
Armstrong, St. Johns	1
Atl, Brevard	1
Belleville, Palm Beach	1
Belmont, Santa Rosa	1
Blountstown, Broward	1
Bronson, Alachua	1
Brooker, Alachua	1
Brandon, Pinellas	1
Bonita, Lee	1
Bocaraten, Palm Beach	1
Dfafs, Okaloosa	1
Davie, Unknown	1
Dayton, Orange	1
Cincinnati, Dade	1
Champions Gate, Osceola	1
Gainesville, Okaloosa	1
Floral, Okaloosa	1
Edgewood, Broward	1
Elkton, Putnam	1
Windermere, Volusia	1
Wtixrat, Dade	1
Pensacola, Sumter	1
Perth Amboy, Hillsborough	1
Port Orange, Brevard	1
Puerto Rico, Unknown	1
Randolph, Orange	1
Rivera Beach, Palm Beach	1
Powell, Lee	1
Seffenner, Hillsborough	1
Seminole, Lee	1
Saint Augustine, Flagler	1
Saint Petersburg, Charlotte	1
Westlake Village, Unknown	1
White Plains, Broward	1
Whites Creek, Leon	1
Watersound, Bay	1
University Of Central Florida, Lee	1
Ventura, Orange	1
Unk, Duval	1
Unknown Out Of Area, St. Lucie	1
Toms River, Lee	1
Tourist, Dade	1
Trenton, Dixie	1
Uknown, Unknown	1
Stuart, Palm Beach	1
Sunrtise, Dade	1
Tallahassee, Gadsden	1
Tallahassee, Madison	1
Jacksonville, Baker	1

# COVID-19: characteristics of 1,682,096 Florida resident cases

Data through Jan 29, 2021 verified as of Jan 30, 2021 at 09:25 AM

Data in this report are provisional and subject to change.

The table below includes the cities and counties of residence for cases in Florida residents based on the patient's ZIP Code. Note that city is not always received as part of the initial notification and may be missing while the case is being investigated.

City and county	Cases
Jacksonville, Marion	1
Jupiter Inlet, Palm Beach	1
Jzx, Unknown	1
Irmo, Unknown	1
Key West, Palm Beach	1
Kilgore, Dade	1
Lake Clarke Shores, Palm Beach	1
Lake Forest, Collier	1
Land O Lakes, Unknown	1
Landolakes, Unknown	1
Lawton, Okaloosa	1
Lima, Manatee	1
Lima, Volusia	1
Greensboro, Leon	1
Macclenny, Dixie	1
Madison, Jefferson	1
Maitland, Collier	1
Miamiardens, Unknown	1
Miamksaohes, Dade	1
Miami Dade, Unknown	1
Metter, Manatee	1
Monument, Broward	1
Morrisville, Palm Beach	1
North Brunswick, St. Lucie	1
North Lauderdale, Unknown	1
Mokena, Lee	1
Clearwater, Leon	1
Charlotte, Alachua	1
Cantonment, Santa Rosa	1
Bradenton, Lee	1
Bradenton, Sarasota	1
Canton, Duval	1
Callahan, Duval	1
Bogota, Unknown	1
Atlanta, Walton	1
Attalla, Broward	1
Auburn, Palm Beach	1
Autaugaville, Broward	1
Apopka, Volusia	1
Alachua, Suwannee	1
Alafaya, Broward	1
Alafaya, Pinellas	1
East Setauket, Palm Beach	1
El Dorado, Palm Beach	1
Dalecity, Okaloosa	1
Deerfield Beach, Polk	1
Crestview, Broward	1
Crystal River, Marion	1
Glen Cove, Unknown	1
Glen Saint Mary, Duval	1
Gainesville, Levy	1
Fleming Island, Duval	1
Florida City, Unknown	1
Fellsmere, Brevard	1
Vernon, Walton	1
West Miami, Unknown	1
Waukesha, Volusia	1
Venezuela, Unknown	1
Whippany, Volusia	1

# COVID-19: characteristics of 1,682,096 Florida resident cases

Data through Jan 29, 2021 verified as of Jan 30, 2021 at 09:25 AM

Data in this report are provisional and subject to change.

The table below includes the cities and counties of residence for cases in Florida residents based on the patient's ZIP Code. Note that city is not always received as part of the initial notification and may be missing while the case is being investigated.

City and county	Cases
Xifamk, Dade	1
Windermere, Alachua	1
Winfield, Hillsborough	1
Winter Garden, Unknown	1
Winter Park, Brevard	1
Ocala, Duval	1
North Porte, Unknown	1
Notrealville, Polk	1
Okeechobi, Unknown	1
Orem, Dade	1
Orlando, Citrus	1
Orlando, Collier	1
Orlando, Gadsden	1
Orlando, Hernando	1
Orlando, Walton	1
Oviedo, Lake	1
Orlando, St. Johns	1
Plantation, Leon	1
Pooler, Broward	1
Pensacola, Dade	1
Panomo City, Bay	1
Twentynine Palms, Broward	1
Surprise, Unknown	1
Syracuse, Unknown	1
St Cloud, Orange	1
Sarasota, Unknown	1
San Marcos, Unknown	1
Rye, Palm Beach	1
Saint Petersburg, Bay	1
Ridgewood, Lee	1
Roayl Palm Beach, Palm Beach	1
Roseville, Broward	1
Port St. Lucie, Unknown	1
Putnam, Putnam	1
Bonnie, St. Johns	1
Big Torch Key, Monroe	1
Black, Holmes	1
Boca Raton, Lee	1
Bonifay, Unknown	1
Apo, Collier	1
Apopka, Citrus	1
Apopka, Hillsborough	1
Arabi, Orange	1
Austin, Dade	1
Coal City, Pasco	1
Celebration, Orange	1
Chicago, Broward	1
Crescent City, Marion	1
Crestview, Unknown	1
Commerce Township, Manatee	1
Crawfordville, Alachua	1
Brownsville, Escambia	1
Bryant, Palm Beach	1
Boys Ranch, Suwannee	1
Addison, Pasco	1
Gwynn Oak, Polk	1
Fort Pierce, Brevard	1
Delray Beach, Broward	1
Eureka, Flagler	1

# COVID-19: characteristics of 1,682,096 Florida resident cases

Data through Jan 29, 2021 verified as of Jan 30, 2021 at 09:25 AM

Data in this report are provisional and subject to change.

The table below includes the cities and counties of residence for cases in Florida residents based on the patient's ZIP Code. Note that city is not always received as part of the initial notification and may be missing while the case is being investigated.

City and county	Cases
Fort Worth, Broward	1
Franklin, Orange	1
Gainesville, Santa Rosa	1
Oviedo, Orange	1
Pace, Escambia	1
Painted Post, Pasco	1
Palatka, Marion	1
Newaygo, Charlotte	1
North Port, Charlotte	1
Milford, Bay	1
Milford, Unknown	1
Mattoon, Lee	1
Na, Dade	1
Naples, Leon	1
Naples, Unknown	1
Los Angeles, Orange	1
Maitland, Palm Beach	1
Marathon Shores, Monroe	1
Marco Island, Lee	1
Marianna, Leon	1
Marianna, Washington	1
Mary Esther, Hillsborough	1
Littleton, St. Johns	1
Lake Worth, Unknown	1
Lake Como, Nassau	1
Lake In The Hills, Broward	1
Indianapolis, Lee	1
Jupiter, Pinellas	1
Kansas City, Palm Beach	1
Winter Springs, Polk	1
Youngstown, Washington	1
Winnetka, Dade	1
Winter Garden, Osceola	1
Winter Park, Duval	1
Winter Park, Palm Beach	1
Roswell, Bay	1
Ruskin, Dade	1
Ruskin, Manatee	1
Scottsdale, Brevard	1
Saint Petersburg, Duval	1
Saint Petersburg, Manatee	1
Pompano Beach, Dade	1
Pompano Beach, Osceola	1
Plymouth, Pasco	1
Port Saint Lucie, Marion	1
Port St Luice, Unknown	1
Port Charlotte, Lee	1
Pembroke Pines, Unknown	1
Pensacola Naval Hospital, Escambia	1
Tavares, Unknown	1
Temple, Palm Beach	1
St Peterburg, Orange	1
Stiamk, Dade	1
Sun City Center, Lee	1
Surfside Beach, Orange	1
Wabasha, Clay	1
Unknown, Duval	1
Upland, Manatee	1
West Hollywood, Broward	1



# COVID-19: characteristics of 1,682,096 Florida resident cases

Data through Jan 29, 2021 verified as of Jan 30, 2021 at 09:25 AM

Data in this report are provisional and subject to change.

The table below includes the cities and counties of residence for cases in Florida residents based on the patient's ZIP Code. Note that city is not always received as part of the initial notification and may be missing while the case is being investigated.

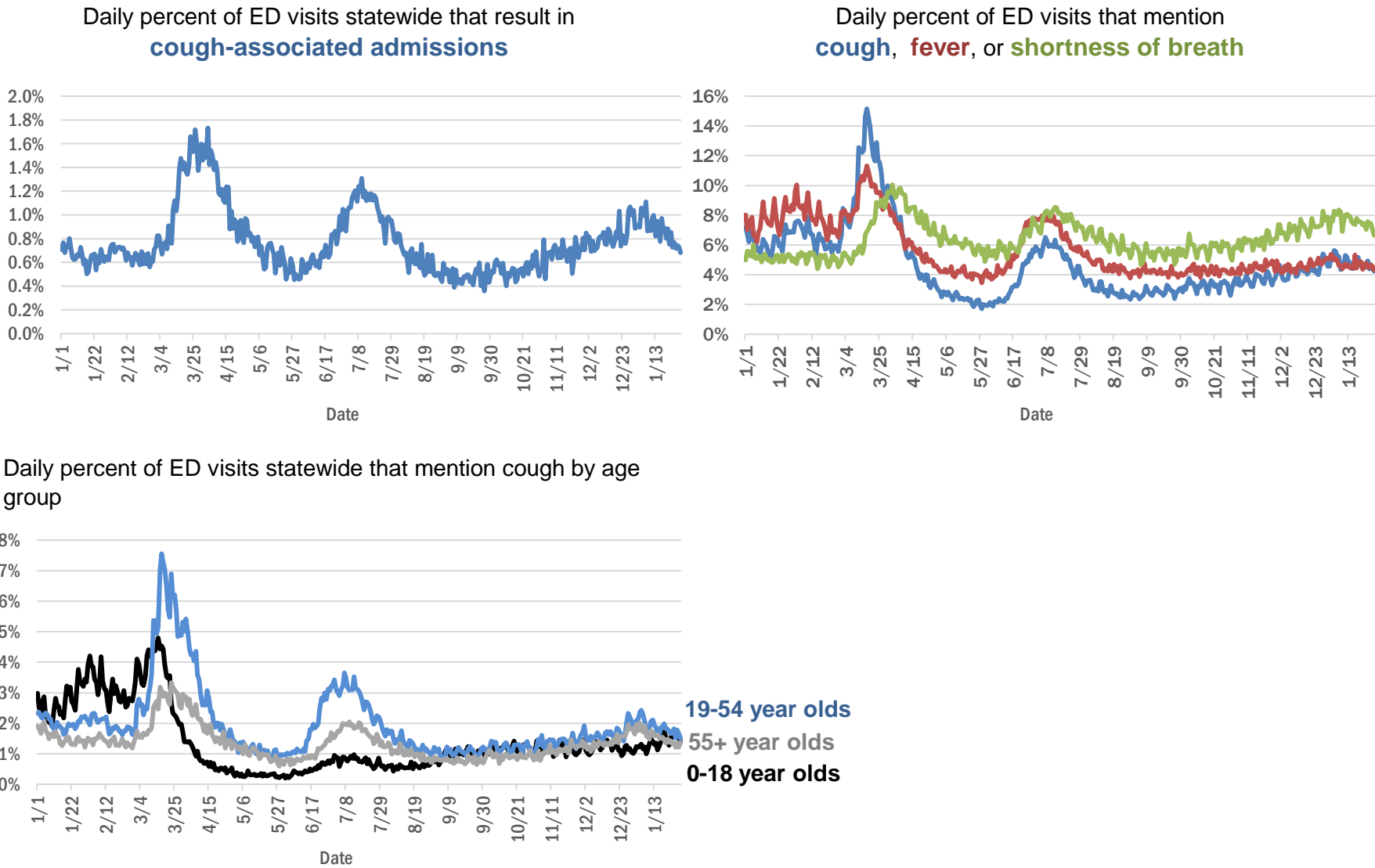
City and county	Cases
Waverly, Duval	1
Weston, Unknown	1
Wildwood, Lee	1
West Palm Beach, Unknown	1
Total	1,682,096

# COVID-19: additional surveillance information

Data through Jan 29, 2021 verified as of Jan 30, 2021 at 09:25 AM

Data in this report are provisional and subject to change.

## Statewide emergency department (ED) chief complaint and admission data



The Electronic Surveillance System for the Early Notification of Community-Based Epidemics (ESSENCE-FL) includes chief complaint data from 211 of 211 Florida EDs. Data are transmitted electronically to ESSENCE-FL daily or hourly.

# COVID-19: testing by laboratory

Data through Jan 29, 2021 verified as of Jan 30, 2021 at 09:25 AM

Data in this report are provisional and subject to change.

The numbers in the table below represent the number of Florida and non-Florida residents for whom test results were received by the Department of Health. A person can be tested by more than one laboratory and can have both positive and negative results. **Therefore, the sum of the numbers in each column will be larger than the total number of people tested.**

Reporting lab	Inconclusive	Negative	Positive	Percent positive	Total
LABORATORY CORPORATION OF AMERICA	2,381	1,474,448	201,408	12%	1,678,237
CURATIVE LABS	12,317	1,275,651	190,441	13%	1,478,409
QUEST DIAGNOSTICS	10,949	1,277,673	189,130	13%	1,477,752
BIO REFERENCE LABORATORIES, INC	7,473	861,791	165,441	16%	1,034,705
REALTOX LABS LLC	5,856	550,135	89,723	14%	645,714
HELIX	6,599	496,494	87,396	15%	590,489
GENETWORX	661	390,605	32,946	8%	424,212
CDR MAGUIRE - HEALTH CARE CENTER		338,628	51,525	13%	390,153
RCA LABORATORY SERVICES, LLC		315,948	33,246	10%	349,194
NOMI_HEALTH	1,568	282,670	43,118	13%	327,356
EAST FLORIDA STATE COLLEGE - BREVARD		212,888	26,986	11%	239,874
IMPACT HEALTH BIOMETRIC TESTING, INC	1,010	198,417	23,033	10%	222,460
NOMI HEALTH LAB SERVICES		172,669	19,729	10%	192,398
BPHL-JACKSONVILLE	18	149,246	27,093	15%	176,357
MAKO GENOMICS	6,977	128,982	23,379	15%	159,338
ADVENTHEALTH LAB	99	134,432	17,396	11%	151,927
ELABNETWORK	1,059	136,157	11,595	8%	148,811
MAYO CLINIC LABORATORIES	325	127,943	16,529	11%	144,797
PWNHEALTH	760	121,450	17,046	12%	139,256
FULGENT DIAGNOSTICS LABORATORY	2,592	122,529	13,494	10%	138,615
BPHL-MIAMI	225	109,058	18,745	15%	128,028
NORTHWEST LABORATORY	246	121,040	6,472	5%	127,758
BAYCARE LABORATORIES LLC	529	114,937	10,448	8%	125,914
MEMORIAL REGIONAL HOSPITAL SOUTH	25	101,238	20,920	17%	122,183
CB SMITH PARK		106,077	14,890	12%	120,967
ASCENSION SACRED HEART HOSPITAL - PENSACOLA	2	103,596	16,482	14%	120,080
BIOCOLLECTIONS WORLDWIDE, INC	708	103,177	13,012	11%	116,897
ADVENT HEALTH LAB	112	101,260	13,957	12%	115,329
MEDICAL DIAGNOSTIC LABORATORIES	973	98,487	14,205	12%	113,665
ORLANDO HEALTH SYSTEM	657	100,474	10,588	9%	111,719
UF HEALTH MEDICAL LAB	33	89,573	8,257	8%	97,863
KORVALABS, INC	1,285	91,360	4,693	5%	97,338
BPHL-TAMPA (SPECTRUM BLVD)	45	79,365	14,962	16%	94,372
AKESOGEN		77,800	14,904	16%	92,704
TESTING MATTERS INC	342	78,739	12,850	14%	91,931
TAMPA GENERAL HOSPITAL	4	81,987	7,898	9%	89,889
DIATHERIX LABORATORIES (VRL EUROFINs)		76,453	11,651	13%	88,104
SUNPATH MEDICAL DIAGNOSTICS LABORATORY	771	75,208	11,608	13%	87,587
BAPTIST HEALTH SOUTH FLORIDA	305	65,241	10,500	14%	76,046
ASCENSION ST VINCENT'S - RIVERSIDE	1	61,829	9,180	13%	71,010
JACKSON MEMORIAL HOSPITAL CLINICAL LAB	79	55,048	10,322	16%	65,449
LAKELAND REGIONAL MEDICAL CENTER	129	56,166	7,525	12%	63,820
AEGIS SCIENCES CORPORATION	531	53,186	10,020	16%	63,737
SOUTH MIAMI HOSPITAL LAB	340	54,488	8,048	13%	62,876
UF HEALTH SHANDS HOSPITAL	412	54,143	4,063	7%	58,618
AIT LABORATORIES		48,239	5,933	11%	54,172
ARUP LABORATORIES	16	50,040	2,919	6%	52,975

# COVID-19: testing by laboratory

Data through Jan 29, 2021 verified as of Jan 30, 2021 at 09:25 AM

Data in this report are provisional and subject to change.

The numbers in the table below represent the number of Florida and non-Florida residents for whom test results were received by the Department of Health. A person can be tested by more than one laboratory and can have both positive and negative results. **Therefore, the sum of the numbers in each column will be larger than the total number of people tested.**

Reporting lab	Inconclusive	Negative	Positive	Percent positive	Total
AMERICAN HEALTH ASSOCIATES	9	46,979	3,587	7%	50,575
INGENIOUS PERSONALIZED MEDICINE	164	41,340	8,778	17%	50,282
APPLIED INGENUITY DIAGNOSTICS LLC		45,600	2,058	4%	47,658
VIRACOR EUROFINs		35,351	9,798	22%	45,149
BAPTIST HEALTH - JACKSONVILLE	4	41,598	3,471	8%	45,073
TALLAHASSEE MEMORIAL HOSPITAL	226	39,662	5,083	11%	44,971
GENESIS REFERENCE LABORATORIES		37,536	4,457	11%	41,993
SARASOTA MEMORIAL HOSPITAL MAIN LAB	12	35,476	3,263	8%	38,751
BROWARD GENERAL MEDICAL CENTER-CLINICAL LAB	2	33,692	3,644	10%	37,338
MILLENNIUM PHYSICIAN GROUP	17	31,197	6,035	16%	37,249
ORANGE COUNTY CONVENTION CENTER		33,330	3,684	10%	37,014
LEE HEALTH - CAPE CORAL HOSPITAL	3	30,929	5,193	14%	36,125
MIAMI DADE COUNTY		32,093	3,528	10%	35,621
FLORIDA HOSPITAL - TAMPA	37	32,652	2,912	8%	35,601
NICKLAUS CHILDREN'S HOSPITAL	62	30,958	4,559	13%	35,579
UNIVERSITY OF MIAMI HOSPITAL	33	31,529	3,331	10%	34,893
WALGREENS	34	28,712	5,301	16%	34,047
UF HEALTH JACKSONVILLE	47	29,749	3,557	11%	33,353
ADVENTIST HEALTH SYSTEMS SUNBELT INC DBA		29,924	3,340	10%	33,264
ECCO LAB GROUP CO	480	27,323	4,438	14%	32,241
DWIC OF TAMPA BAY INC		28,227	3,202	10%	31,429
NORTH FLORIDA REGIONAL MEDICAL CENTER		24,740	3,090	11%	27,830
ST JOSEPHS HOSPITAL LABORATORY	23	24,059	3,212	12%	27,294
JUPITER MEDICAL CENTER LAB	74	24,639	2,381	9%	27,094
MOUNT SINAI MEDICAL CENTER	9	24,363	2,701	10%	27,073
BRANDON REGIONAL HOSPITAL		23,530	3,211	12%	26,741
PALMETTO GENERAL HOSPITAL LAB	3	20,299	4,265	17%	24,567
JFK MEDICAL CENTER LAB	1	21,620	2,841	12%	24,462
STS LAB 2 LLC	6	22,593	1,167	5%	23,766
ACCESS DX LABORATORY	212	21,033	2,042	9%	23,287
INTEGRATED REGIONAL LABORATORIES LLP	1	19,703	3,331	14%	23,035
WATSON CLINIC LLP		18,411	4,339	19%	22,750
MINUTECLINIC LLC		18,740	3,546	16%	22,286
MEDFAST URGENT CARE CENTERS, LLC	12	19,102	3,008	14%	22,122
STATLAB_MOBILE	1	19,968	2,019	9%	21,988
AVENTUS BIO LABS	16	18,575	2,767	13%	21,358
HOLY CROSS HOSPITAL CLINICAL LAB	1	19,567	1,784	8%	21,352
HEALTHLINK DIAGNOSTIC LABORATORIES	279	18,711	2,195	10%	21,185
PANCARE OF FLORIDA INC		18,796	2,246	11%	21,042
NAPLES COMMUNITY HOSPITAL	67	18,938	1,956	9%	20,961
MORTON PLANT HOSPITAL-ADLER INSTITUTE	26	18,675	2,210	11%	20,911
LAB DIAGNOSTICS LLC	383	14,982	5,270	26%	20,635
ADVENT HEALTH - DAYTONA BEACH	32	18,890	1,613	8%	20,535
NIGHT LITE PEDIATRIC CENTER LLC		18,178	2,222	11%	20,400

# COVID-19: testing by laboratory

Data through Jan 29, 2021 verified as of Jan 30, 2021 at 09:25 AM

Data in this report are provisional and subject to change.

The numbers in the table below represent the number of Florida and non-Florida residents for whom test results were received by the Department of Health. A person can be tested by more than one laboratory and can have both positive and negative results. **Therefore, the sum of the numbers in each column will be larger than the total number of people tested.**

Reporting lab	Inconclusive	Negative	Positive	Percent positive	Total
EXACT SCIENCES LABORATORIES		17,967	2,285	11%	20,252
GENESIS MEDICAL LABORATORY	247	16,678	3,266	16%	20,191
MALABAR MEDICAL WALK IN CLINIC	1	16,824	3,311	16%	20,136
PATIENTS FIRST LAKE ELLA MEDICAL CENTER PA		16,558	3,098	16%	19,656
INFINITY BIOLOGIX LLC	54	18,735	817	4%	19,606
DRS CLACK SPENCER WHITE & MCCORMACK PA D/B/A		17,585	1,869	10%	19,454
SAINT MARY'S MEDICAL CENTER	24	16,928	2,000	11%	18,952
AHALABS		17,583	1,369	7%	18,952
HEALTH CENTER AT SINAI RESIDENCES		16,932	506	3%	17,438
BIOCERNA LABS	461	14,582	2,112	12%	17,155
UNITED CLINICAL LABORATORY LLC	2	14,890	2,062	12%	16,954
WELLINGTON REGIONAL MED CTR LAB	6	14,468	1,793	11%	16,267
BAYFRONT HEALTH - ST PETERSBURG	17	14,028	2,209	14%	16,254
LEESBURG REGIONAL MEDICAL CENTER		14,179	1,957	12%	16,136
OSCEOLA REGIONAL MEDICAL CENTER	1	13,987	2,079	13%	16,067
CLEVELAND CLINIC HOSPITAL LAB	4	13,809	1,963	12%	15,776
HOMESTEAD HOSPITAL CLINICAL LABORATORY	27	12,675	2,729	18%	15,431
MEMORIAL HOSPITAL JACKSONVILLE	8	12,820	2,547	17%	15,375
CLEVELAND CLINIC TRADITION HOSPITAL		13,858	1,054	7%	14,912
INDIAN RIVER MEDICAL CENTER LAB		13,669	851	6%	14,520
ORANGE PARK MEDICAL CENTER	9	11,884	2,447	17%	14,340
NORTHWEST MEDICAL CENTER	1	12,505	1,776	12%	14,282
VISTA CLINICAL DIAGNOSTICS	460	11,903	1,475	11%	13,838
INDIAN RIVER PATHOLOGY LLC		12,675	1,139	8%	13,814
BETHESDA HOSPITAL EAST		12,548	1,260	9%	13,808
ACCESS MEDICAL LABORATORIES	4	7,091	6,679	48%	13,774
PRIVA PATH LABS	71	12,836	844	6%	13,751
DELRAY MEDICAL CENTER LAB	3	12,298	1,410	10%	13,711
OAK HILL HOSPITAL		12,117	1,548	11%	13,665
WEST KENDALL BAPTIST HOSPITAL	10	10,982	2,623	19%	13,615
MEMORIAL REGIONAL HOSPITAL CLINICAL LABORATORY	10	12,583	879	7%	13,472
CLARITY LAB SOLUTIONS	75	11,762	1,512	11%	13,349
LEE HEALTH - LEE MEMORIAL HOSPITAL		9,926	3,417	26%	13,343
LAWNWOOD REGIONAL MEDICAL CENTER	1	11,466	1,852	14%	13,319
BAPTIST HEALTHCARE - BAPTIST HOSPITAL	5	10,263	2,820	22%	13,088
BAPTIST HEALTH - SOUTH		11,841	1,066	8%	12,907
LARGO MEDICAL CENTER		11,277	1,446	11%	12,723
WINTER HAVEN HOSPITAL CLINICAL LABORATORY	4	10,718	1,953	15%	12,675
NONA SCIENTIFIC	5	9,540	3,086	24%	12,631
UHEALTH CORAL GABLES/LENNAR MED CTR	4	11,814	677	5%	12,495
CARDIOPATH	84	10,611	1,587	13%	12,282
LAKE CITY HM		11,147	988	8%	12,135
WEST FLORIDA HOSPITAL LAB		9,384	2,728	23%	12,112
ST ANTHONY'S HOSPITAL LAB	30	10,606	1,397	12%	12,033
FLORIDA HOSPITAL WATERMAN LABORATORY	70	10,997	860	7%	11,927



# COVID-19: testing by laboratory

Data through Jan 29, 2021 verified as of Jan 30, 2021 at 09:25 AM

Data in this report are provisional and subject to change.

The numbers in the table below represent the number of Florida and non-Florida residents for whom test results were received by the Department of Health. A person can be tested by more than one laboratory and can have both positive and negative results. **Therefore, the sum of the numbers in each column will be larger than the total number of people tested.**

Reporting lab	Inconclusive	Negative	Positive	Percent positive	Total
GOOD SAMARITAN MEDICAL CENTER LAB	2	10,272	1,539	13%	11,813
BINAXNOW	9	9,062	2,719	23%	11,790
WESTSIDE REGIONAL MED CTR	2	10,062	1,715	15%	11,779
ST MARKS HOSPITAL LABORATORY B	78	10,627	1,002	9%	11,707
MEDICAL CENTER OF TRINITY CLINICAL LABORATORY	2	10,359	1,285	11%	11,646
PALMS WEST HOSPITAL LAB	2	9,945	1,681	14%	11,628
PWN HEALTH	17	9,479	2,061	18%	11,557
THE HEALTHCARE DISTRICT OF PALM BEACH COUNTY	40	10,051	1,442	13%	11,533
MERCY HOSPITAL A CAMPUS OF PLANTATION GEN HOSP LAB	1	9,583	1,855	16%	11,439
GULF COAST MEDICAL CENTER MICROLAB		8,839	2,502	22%	11,341
REGIONAL MEDCIAL CENTER BAYONET POINT	2	10,241	915	8%	11,158
ADVENTHEALTH CENTRA CARE LAKE BUENA VISTA		9,896	1,186	11%	11,082
ST JOSEPHS HOSPITAL	18	9,562	1,412	13%	10,992
THE VILLAGES REGIONAL HOSPITAL		9,837	1,110	10%	10,947
CAPITAL REGIONAL MEDICAL CTR		8,658	2,209	20%	10,867
GENOVA DIAGNOSTICS LABORATORY	50	9,766	909	8%	10,725
COAST DIAGNOSTICS LLC	45	9,494	1,089	10%	10,628
AVENTURA HOSPITAL LAB		8,592	2,032	19%	10,624
CORAL GABLES HOSPITAL CLINICAL LABORATORY		8,885	1,731	16%	10,616
HALIFAX MEDICAL CENTER LAB	36	8,969	1,581	15%	10,586
LARKIN COMMUNITY HOSPITAL	10	9,147	1,417	13%	10,574
LARKIN COMMUNITY HOSPITAL INC DBA CARDIOTROPIC		6,820	3,621	35%	10,441
WEST BOCA MEDICAL CENTER LAB		9,645	775	7%	10,420
FLORIDA LABORATORY ANALYSIS		9,143	1,263	12%	10,406
MEASE COUNTRYSIDE LAB	14	9,283	1,109	11%	10,406
BLAKE MEDICAL CENTER		8,993	1,326	13%	10,319
NEMOURS CHILDRENS HOSPITAL	1	9,712	602	6%	10,315
PATHNOSTICS	40	8,002	2,268	22%	10,310
MANATEE MEMORIAL HOSPITAL		9,359	871	9%	10,230
LEE HEALTH - HEALTH PARK MEDICAL CENTER		8,491	1,718	17%	10,209
PALM BEACH GARDENS MEDICAL CTR LAB		9,056	977	10%	10,033
BAPTIST HEALTH SOUTH FLORIDA - WEST KENDALL URGENT CARE		8,390	1,617	16%	10,007
SRQ DRIVE THROUGH☐		8,944	905	9%	9,849
PALM BEACH BALL PARK		8,605	1,004	10%	9,609
AVECINA	17	8,865	690	7%	9,572
FLORIDA HOSPITAL HEARTLAND MED CTR CLINICAL LAB	33	8,267	1,264	13%	9,564
LAKE CITY MEDICAL CENTER		7,469	2,060	22%	9,529
ADVENT HEALTH - WESLEY CHAPEL	14	8,562	889	9%	9,465
BOSTON HEART DIAGNOSTICS CORP		8,053	1,188	13%	9,241
P4 CLINICAL, LLC	190	8,037	903	10%	9,130
VIKOR SCIENTIFIC	31	7,447	1,609	18%	9,087
DOCTORS HOSPITAL	7	7,539	1,509	17%	9,055
AVECINA MEDICAL	4	6,174	2,839	31%	9,017
PLANTATION GENERAL HOSPITAL		7,551	1,392	16%	8,943
LABSTAT LLC	3	8,509	422	5%	8,934
PRECISION HEALTH RESOURCES LLC		8,287	564	6%	8,851
FLORIDA MEDICAL CENTER - A CAMPUS OF NORTH SHORE	2	7,719	1,044	12%	8,765



# COVID-19: testing by laboratory

Data through Jan 29, 2021 verified as of Jan 30, 2021 at 09:25 AM

Data in this report are provisional and subject to change.

The numbers in the table below represent the number of Florida and non-Florida residents for whom test results were received by the Department of Health. A person can be tested by more than one laboratory and can have both positive and negative results. **Therefore, the sum of the numbers in each column will be larger than the total number of people tested.**

Reporting lab	Inconclusive	Negative	Positive	Percent positive	Total
LEON MEDICAL CENTERS LLC		6,796	1,915	22%	8,711
CernerELR_Baycare	41	8,026	615	7%	8,682
CENTRAL FLORIDA REGIONAL HOSPITAL		7,673	906	11%	8,579
NORTHSIDE HOSPITAL AND HEART INSTITUTE		7,662	887	10%	8,549
AMERICAN FAMILY CARE		4,556	3,978	47%	8,534
CORAL SPRINGS MED CTR		7,623	821	10%	8,444
AVECINA MEDICAL OAKLEAF	3	6,977	1,330	16%	8,310
FLORIDA HOSPITAL DELAND	10	7,225	1,071	13%	8,306
INFORM DIAGNOSTICS, INC		7,827	474	6%	8,301
SARKIS CLINICAL TRIALS	21	7,106	1,073	13%	8,200
FLORIDA HOSPITAL FLAGLER	29	7,448	685	8%	8,162
ALL CHILDREN'S HOSPITAL		7,507	544	7%	8,051
EXPRESS GENE MOLECULAR DIAGNOSTICS LABORATORY		6,753	1,278	16%	8,031
ADVENTHEALTH CENTRA CARE WATERFORD LAKES		6,656	1,343	17%	7,999
MOLECULAR INFECTIOUS DISEASES	15	7,866	112	1%	7,993
NORTH SHORE MEDICAL CENTER		6,538	1,326	17%	7,864
CernerELR_BaptistMiami	30	6,953	851	11%	7,834
OCALA REGIONAL MEDICAL CENTER		6,795	1,036	13%	7,831
BROWARD HEALTH NORTH CLINICAL LABORATORY		6,902	885	11%	7,787
FLORIDA HOSPITAL ZEPHYRHILLS	10	6,935	813	10%	7,758
BAPTIST HEALTH SOUTH FLORIDA - COUNTRY WALK URGENT CARE		6,400	1,334	17%	7,734
FLORIDA HOSPITAL OF CARROLLWOOD	23	6,543	1,069	14%	7,635
WEST PALM HOSPITAL LAB		6,986	624	8%	7,610
NCF DIAGNOSTICS & DNA TECHNOLOGIES LAB	125	7,040	421	6%	7,586
LEE HEALTH - GULF COAST MEDICAL CENTER	2	6,005	1,570	21%	7,577
NCH NORTH NAPLES HOSPITAL LAB	15	6,733	829	11%	7,577
SOUTH BAY HOSPITAL CLINICAL LAB	1	6,666	810	11%	7,477
MEDARBOR DIAGNOSTICS	1	6,377	1,088	15%	7,466
KD MEDICAL CHOICE LLC	5	6,744	709	10%	7,458
CLEVELAND CLINIC MARTIN SOUTH HOSPITAL	1	6,512	800	11%	7,313
ADVENTHEALTH CENTRA CARE ST CLOUD	1	6,185	1,035	14%	7,221
NATIONWIDE LABORATORY SERVICES INC	238	5,949	1,009	14%	7,196
CernerELR_Advent		6,160	1,006	14%	7,166
BAPTIST HEALTH - BEACHES		6,532	573	8%	7,105
MEMORIAL HOSPITAL WEST LABORATORY SERVICES	14	6,346	660	9%	7,020
ISPM LABS, LLC DBA CAPSTONE DIAGNOSTICS, LLC		6,600	357	5%	6,957
POINCIANA MEDICAL CENTER		5,305	1,546	23%	6,851
BAPTIST HEALTH SOUTH FLORIDA - MIAMI LAKES URGENT CARE		5,373	1,475	22%	6,848
BAYCARE COMMUNITY HEALTH		6,643	175	3%	6,818
LUMINUS DIAGNOSTICS		6,249	549	8%	6,798
MEDRITE MEDICAL CARE, PC	3,241	3,085	391	6%	6,717
FULGENT DIAGNOSTICS	104	6,111	471	7%	6,686
MEMORIAL HOSPITAL MICRO		6,175	470	7%	6,645
MORTON PLANT-MEASE	5	6,018	612	9%	6,635
WEST MARION COMMUNITY HOSPITAL LAB		5,537	1,093	16%	6,630
ARCPOINT LABS OF FORT MYERS	4	5,731	844	13%	6,579
VISTA CLINICAL	8	3,838	2,708	41%	6,554

# COVID-19: testing by laboratory

Data through Jan 29, 2021 verified as of Jan 30, 2021 at 09:25 AM

Data in this report are provisional and subject to change.

The numbers in the table below represent the number of Florida and non-Florida residents for whom test results were received by the Department of Health. A person can be tested by more than one laboratory and can have both positive and negative results. **Therefore, the sum of the numbers in each column will be larger than the total number of people tested.**

Reporting lab	Inconclusive	Negative	Positive	Percent positive	Total
ANNE BATES LEACH EYE HOSPITAL/ ABLEH MICROBIOLOGY LABORATORY		6,427	97	1%	6,524
CLEVELAND CLINIC MARTIN NORTH HOSPITAL		5,702	767	12%	6,469
SANTA ROSA MEDICAL CENTER		5,225	1,220	19%	6,445
LAKEWOOD RANCH MEDICAL CENTER		5,930	511	8%	6,441
MEDEXPRESS URGENT CARE	2	4,364	2,059	32%	6,425
FLORIDA HOSPITAL FISH MEMORIAL	19	5,414	926	15%	6,359
H LEE MOFFITT CANCER CENTER LABORATORY	1	6,162	187	3%	6,350
ST LUCIE MEDICAL CENTER		5,092	1,251	20%	6,343
SYNERGY LABORATORIES	7	5,323	815	13%	6,145
BAPTIST HEALTH SOUTH FLORIDA - WESTCHESTER URGENT CARE		4,989	1,119	18%	6,108
AVERO DIAGNOSTICS - IRVING	7	5,581	422	7%	6,010
ADVENTHEALTH CENTRA CARE WINTER GARDEN	1	5,283	643	11%	5,927
UNKNOWN	3	3,193	2,664	45%	5,860
GENE BY GENE, GENOMICS RESEARCH CENTER LAB	43	5,500	306	5%	5,849
BAYFRONT HEALTH - VENICE REGIONAL MEDICAL	1	5,338	505	9%	5,844
BAPTIST HEALTH SOUTH FLORIDA - DORAL URGENT CARE		4,654	1,189	20%	5,843
HIALEAH HOSPITAL	4	4,529	1,309	22%	5,842
ST JOSEPHS NORTH HOSPITAL LAB	7	5,034	795	14%	5,836
ADVENTHEALTH CENTRA CARE CLERMONT		4,925	864	15%	5,789
FLORIDA HOSPITAL OCALA		5,046	742	13%	5,788
ADVENTHEALTH CENTRA CARE UNIVERSITY	1	5,077	671	12%	5,749
ADVENTHEALTH CENTRA CARE WINTER PARK		5,143	548	10%	5,691
OVIEDO MEDICAL CENTER		5,085	592	10%	5,677
BAPTIST HEALTH - NASSAU		5,291	301	5%	5,592
IMPERIAL POINT MEDICAL CENTER		5,104	467	8%	5,571
HEALTHQUEST ESOTERICS		4,318	1,226	22%	5,544
SYNERGY DIAGNOSTIC LABORATORY	85	4,841	587	11%	5,513
HOLIDAY CVS LLC		5,231	245	4%	5,476
ADVENTHEALTH CENTRA CARE DR PHILLIPS		4,980	491	9%	5,471
SOLARIS DIAGNOSTICS	9	4,888	538	10%	5,435
ADVENTHEALTH CENTRA CARE HUNTERS CREEK	3	4,622	762	14%	5,387
TROPICANA FIELD - LOT 2□	19	4,855	478	9%	5,352
FORT WALTON BEACH MEDICAL CENTER		4,536	796	15%	5,332
ST PETERSBURG GENERAL HOSPITAL		4,454	844	16%	5,298
SUNRISE MEDICAL LABORATORIES	2	4,894	352	7%	5,248
MARTIN HOSPITAL SOUTH LAB		4,966	282	5%	5,248
ADVENTHEALTH CENTRA CARE LAKELAND	1	4,455	689	13%	5,145
SOUTH FLORIDA BAPTIST HOSPITAL MICRO	4	4,317	807	16%	5,128
BAPTIST HEALTH SOUTH FLORIDA - PEMBROKE PINES URGENT CARE		4,297	829	16%	5,126
TRINITY SPRINGS		4,357	729	14%	5,086
ATLANTIS URGENT CARE	1	3,651	1,425	28%	5,077
ADVENTHEALTH CENTRA CARE LEE ROAD		4,567	508	10%	5,075
BAYFRONT HEALTH - PORT CHARLOTTE		4,626	421	8%	5,047
FLORIDA HOSPITAL NORTH PINELLAS	11	4,563	406	8%	4,980
ADVENTHEALTH CENTRA CARE LAKE MARY	2	4,262	630	13%	4,894
MEDEXPRESS URGENT CARE OF BOYNTON BEACH LLC		4,538	277	6%	4,815
CLINICAL REFERENCE LABORATORY	2	4,563	228	5%	4,793

# COVID-19: testing by laboratory

Data through Jan 29, 2021 verified as of Jan 30, 2021 at 09:25 AM

Data in this report are provisional and subject to change.

The numbers in the table below represent the number of Florida and non-Florida residents for whom test results were received by the Department of Health. A person can be tested by more than one laboratory and can have both positive and negative results. **Therefore, the sum of the numbers in each column will be larger than the total number of people tested.**

Reporting lab	Inconclusive	Negative	Positive	Percent positive	Total
ADVENTHEALTH CENTRA CARE SANFORD		4,246	545	11%	<b>4,791</b>
BAPTIST HEALTH SOUTH FLORIDA - CORAL SPRINGS URGENT CARE		4,119	671	14%	<b>4,790</b>
COMMUNITY HEALTH CENTERS OF PINELLAS INC		3,716	1,032	22%	<b>4,748</b>
ADVENTHEALTH CENTRA CARE MOUNT DORA		3,935	812	17%	<b>4,747</b>
DOCTORS URGENT CARE LLC	1	3,846	883	19%	<b>4,730</b>
ADVENTHEALTH CENTRA CARE KISSIMMEE		4,220	485	10%	<b>4,705</b>
ACUTIS DIAGNOSTICS	16	3,789	894	19%	<b>4,699</b>
MEDICAL DNA LABS LLC	2	4,275	393	8%	<b>4,670</b>
MEDEXPRESS URGENT CARE HUDSON		4,051	609	13%	<b>4,660</b>
SUNCOAST PATHOLOGY ASSOCIATES		4,258	389	8%	<b>4,647</b>
PUTNAM COMMUNITY MEDICAL CENTER		3,982	624	14%	<b>4,606</b>
NIGHT LITE PEDIATRICS	4	3,338	1,245	27%	<b>4,587</b>
EGLIN AIR FORCE BASE	12	3,296	1,253	27%	<b>4,561</b>
ANGEL KIDS PEDIATRICS		4,277	279	6%	<b>4,556</b>
ADVENTHEALTH CENTRA CARE APOPKA	1	3,933	621	14%	<b>4,555</b>
ADVENTIST HEALTH SYSTEMS, SUNBELT INC		3,989	543	12%	<b>4,532</b>
EMPIRE CITY LABORATORIES INC	47	3,805	628	14%	<b>4,480</b>
MOFFITT CANCER CENTER	6	4,369	93	2%	<b>4,468</b>
UNIVERSITY HOSPITAL AND MEDICAL CENTER		3,404	1,050	24%	<b>4,454</b>
PARAMOUNT URGENT CARE		2,132	2,286	52%	<b>4,418</b>
BAPTIST HEALTH - NORTH		3,391	986	23%	<b>4,377</b>
ADVENTHEALTH CENTRA CARE ALTAMONTE		3,797	538	12%	<b>4,335</b>
NORTHWEST FLORIDA COMMUNITY HOSPITAL	27	3,040	1,262	29%	<b>4,329</b>
INDIAN RIVER MEDICAL CENTER		3,644	681	16%	<b>4,325</b>
MICROGEN DX	3	3,686	635	15%	<b>4,324</b>
COASTAL MED URGENT CARE		2,895	1,419	33%	<b>4,314</b>
DOCTORS URGENT CARE OF LUTZ LLC	1	3,357	860	20%	<b>4,218</b>
BAPTIST HEALTH SOUTH FLORIDA - TAMiami TRAIL URGENT CARE		3,351	822	20%	<b>4,173</b>
PALMS OF PASADENA HOSPITAL		3,689	473	11%	<b>4,162</b>
QDX PATHOLOGY SERVICES	2	3,813	338	8%	<b>4,153</b>
URGENT CARE CURE	2	3,566	578	14%	<b>4,146</b>
MEASE DUNEDIN HOSPITAL	5	3,685	390	10%	<b>4,080</b>
NCH DOWNTOWN NAPLES HOSPITAL	11	3,561	481	12%	<b>4,053</b>
NIGHT LITE PEDIATRICS URGENT CARE	1	3,413	636	16%	<b>4,050</b>
THE CENTER FOR URGENT CARE	3	3,351	695	17%	<b>4,049</b>
WESTCHESTER HOSPITAL	23	3,228	786	19%	<b>4,037</b>
AHCC WESLEY CHAPEL		3,610	418	10%	<b>4,028</b>
BAPTIST HEALTH SOUTH FLORIDA - CORAL GABLES (UNIVERSITY) URGENT CARE		3,506	518	13%	<b>4,024</b>
PRO CLINIC		3,109	900	22%	<b>4,009</b>
ADVENTHEALTH CENTRA CARE PORT ORANGE		3,303	691	17%	<b>3,994</b>
ADVENTHEALTH CENTRA CARE OVIEDO		3,421	567	14%	<b>3,988</b>
MEDEXPRESS URGENT CARE - ESTERO		3,585	399	10%	<b>3,984</b>
PHYSICIANS REGIONAL MEDICAL CENTER - PINE RIDGE RD	1	3,263	717	18%	<b>3,981</b>
DOCTORS HOSPITAL OF SARASOTA CLINICAL LABORATORY		3,460	521	13%	<b>3,981</b>
ADVENTHEALTH CENTRA CARE AZALEA PARK		3,390	588	15%	<b>3,978</b>
BAPTIST HEALTH SOUTH FLORIDA - PINECREST URGENT CARE		3,417	547	14%	<b>3,964</b>
BAPTIST HEALTH SOUTH FLORIDA - KENDALE LAKES URGENT CARE		3,158	799	20%	<b>3,957</b>

# COVID-19: testing by laboratory

Data through Jan 29, 2021 verified as of Jan 30, 2021 at 09:25 AM

Data in this report are provisional and subject to change.

The numbers in the table below represent the number of Florida and non-Florida residents for whom test results were received by the Department of Health. A person can be tested by more than one laboratory and can have both positive and negative results. **Therefore, the sum of the numbers in each column will be larger than the total number of people tested.**

Reporting lab	Inconclusive	Negative	Positive	Percent positive	Total
RAULERSON HOSPITAL		3,254	703	18%	3,957
BAPTIST HEALTH SOUTH FLORIDA - CORAL GABLES URGENT CARE		3,234	646	17%	3,880
HEALTH FIRST ADVENTHEALTH CENTRA CARE GATEWAY	1	3,494	368	10%	3,863
NCH NORTH NAPLES HOSPITAL	6	3,272	533	14%	3,811
ADVENTHEALTH CENTRA CARE SOUTH ORANGE		3,241	553	15%	3,794
TALLAHASSEE PRIMARY CARE ASSOCIATES		3,293	495	13%	3,788
HEALTH FIRST ADVENTHEALTH CENTRA CARE TITUSVILLE		3,380	406	11%	3,786
ADVENTHEALTH CENTRA CARE LONGWOOD		3,319	433	12%	3,752
ADVENTHEALTH CENTRA CARE ORANGE LAKE		3,311	424	11%	3,735
FLORIDA FAMILY LABORATORY, INC DBA	21	3,382	320	9%	3,723
MINUTECLINIC		3,193	526	14%	3,719
BAPTIST HEALTH SOUTH FLORIDA - PALMETTO BAY URGENT CARE		3,117	598	16%	3,715
ESCAMBIA COMMUNITY CLINICS INC	7	2,690	1,007	27%	3,704
MINUTECLINIC LLC #3703		3,094	608	16%	3,702
INFINITY BIOLOGIX LLC (GINKO BIOWORKS)		3,622	78	2%	3,700
GENESIS DIAGNOSTICS		3,458	236	6%	3,694
ADVENT HEALTH - HEART OF FLORIDA ER	1	3,130	536	15%	3,667
MEDEXPRESS URGENT CARE - ROYAL PALM BEACH		3,319	337	9%	3,656
PEDIATRIC HEALTH CARE ALLIANCE PA		3,320	329	9%	3,649
BETHESDA HOSPITAL WEST		3,268	354	10%	3,622
ADVENTHEALTH CENTRA CARE LEESBURG		2,890	725	20%	3,615
CLARITY LAB SOLUTIONS LLC		3,608	4	0%	3,612
MEDEXPRESS URGENT CARE - GOLDEN GATE		3,235	376	10%	3,611
MEDEXPRESS URGENT CARE PALM BEACH GARDENS		3,336	266	7%	3,602
ADVENTHEALTH CENTRA CARE SAND LAKE		3,218	346	10%	3,564
MEMORIAL HOSPITAL- MIRAMAR	12	3,271	277	8%	3,560
TWIN CITIES HOSPITAL	1	3,090	453	13%	3,544
US BIOTEK LABORATORIES	13	3,174	350	10%	3,537
BAYFRONT HEALTH - SEVEN RIVERS		3,194	319	9%	3,513
BAYA PHARMACY & URGENT CARE		2,514	977	28%	3,491
SIPARADIGM LLC	21	3,217	208	6%	3,446
ASCENSION SACRED HEART - EMERALD COAST		2,805	623	18%	3,428
MIDWAY SPECIALTY CARE CENTER DIAGNOSTICS	38	3,055	226	7%	3,319
BAPTIST HEALTH SOUTH FLORIDA - DAVIE URGENT CARE		2,731	554	17%	3,285
MEDEXPRESS URGENT CARE - LAKELAND		2,889	387	12%	3,276
BAYFRONT HEALTH - BROOKSVILLE		2,865	400	12%	3,265
DOCTORS TEST CENTERS		2,842	413	13%	3,255
PARAMOUNT URGENT CARE - WINDERMERE		1,969	1,211	38%	3,180
MEDCOMP SCIENCES LLC	35	1,515	1,574	50%	3,124
BAPTIST HEALTH SOUTH FLORIDA - WESTON URGENT CARE		2,747	355	11%	3,102
LEE HEALTH CONVENIENT CARE - PAGE FIELD		2,605	473	15%	3,078
ENGLEWOOD COMMUNITY HOSPITAL		2,770	307	10%	3,077
ADVENTHEALTH EXPRESS CARE		2,448	626	20%	3,074
ADVENTHEALTH PROMPT CARE	1	2,161	911	30%	3,073
LAKESIDE MEDICAL CENTER		2,390	678	22%	3,068
DESOTO MEMORIAL HOSPITAL	3	2,512	548	18%	3,063
AMELIA URGENT CARE		1,549	1,478	49%	3,027



# COVID-19: testing by laboratory

Data through Jan 29, 2021 verified as of Jan 30, 2021 at 09:25 AM

Data in this report are provisional and subject to change.

The numbers in the table below represent the number of Florida and non-Florida residents for whom test results were received by the Department of Health. A person can be tested by more than one laboratory and can have both positive and negative results. **Therefore, the sum of the numbers in each column will be larger than the total number of people tested.**

Reporting lab	Inconclusive	Negative	Positive	Percent positive	Total
ADVENTHEALTH CENTRA CARE COLONIAL TOWN	2	2,683	324	11%	3,009
BARTOW REGIONAL MEDICAL CENTER	1	2,527	471	16%	2,999
PRECISION HEALTH SOLUTIONS		2,808	109	4%	2,917
ACCU REFERENCE MEDICAL LAB	9	2,239	661	23%	2,909
STONE CLINICAL LABORATORIES		2,789	96	3%	2,885
BAPTIST HEALTH URGENT CARE AT SAWGRASS		2,416	464	16%	2,880
VETERANS AFFAIRS MEDICAL CENTER - ORLANDO		1,343	1,534	53%	2,877
VENTURE MEDICAL OF FLORIDA LLC		2,648	228	8%	2,876
BAYFRONT HEALTH - PUNTA GORDA		2,665	209	7%	2,874
BAPTIST HEALTH SOUTH FLORIDA - BRICKELL URGENT CARE		2,374	498	17%	2,872
WALGREENS ORLANDO	3	2,523	340	12%	2,866
EMERALD COAST URGENT CARE		2,135	710	25%	2,845
WALGREEN CO	2	2,523	319	11%	2,844
PREMIER URGENT CARE OF BREVARD LLC	3	2,458	382	13%	2,843
HIGHLANDS REGIONAL MEDICAL CENTER		2,169	660	23%	2,829
MEDEXPRESS URGENT CARE CAPE CORAL		2,371	417	15%	2,788
FLORIDA COMMUNITY HEALTH CENTER		2,166	605	22%	2,771
SELECT LABORATORIES - MARION COUNTY, FL LLC	4	2,504	257	9%	2,765
HEALTH FIRST ADVENTHEALTH CENTRA CARE COCOA		2,475	253	9%	2,728
BAYFRONT HEALTH - SPRING HILL		2,473	252	9%	2,725
HOLIDAY CVS LLC DBA CVS PHARMACY #5154		2,582	73	3%	2,655
CITRUS MEMORIAL HOSPITAL LABORATORY		2,240	412	16%	2,652
MEMORIAL HOSPITAL PEMBROKE	3	2,331	312	12%	2,646
BMCT Molecular Diagnostics Subsection		2,159	464	18%	2,623
MEDEXPRESS URGENT CARE - DELAND		2,343	273	10%	2,616
LABS ASAP LLC		2,285	324	12%	2,609
MINUTECLINIC LLC # 0709		2,200	391	15%	2,591
ADVENTHEALTH CENTRA CARE		2,238	351	14%	2,589
ADVENT HEALTH - OCALA		2,124	443	17%	2,567
SPORTS DRUG TESTING LABORATORY	47	2,424	89	3%	2,560
LABORATORY OF FLORIDA LLC	40	2,292	208	8%	2,540
PALMS MEDICAL GROUP	5	1,693	840	33%	2,538
ADVENTIST HEALTH SYSTEMS SUNBELT IN DBA		2,284	242	10%	2,526
HEALTH FIRST ADVENTHEALTH CENTRA CARE MALABAR		2,255	248	10%	2,503
PHARMCO RX	2	2,280	200	8%	2,482
URGENT CARE OF THE PALM BEACHES		1,887	573	23%	2,460
EMERALD COAST URGENT CARE LLC		1,804	653	27%	2,457
MEDEXPRESS URGENT CARE LEHIGH ACRES		2,089	320	13%	2,409
ADVENTHEALTH CENTRA CARE KIDS LAKE MARY		2,216	185	8%	2,401
EMERALD COAST URGENT CARE, LLC	1	1,793	598	25%	2,392
ADVENT HEALTH - NEW SMYRNA		1,877	512	21%	2,389
MARINERS HOSPITAL		2,150	233	10%	2,383
BAPTIST HEALTHCARE - GULF BREEZE HOSPITAL	3	1,956	420	18%	2,379
BAPTIST HEALTH EMERGENCY CENTER COUNTRY WALK	1	1,989	380	16%	2,370
NXGEN MDX LLC	4	2,092	262	11%	2,358
SCION LAB SERVICES LLC	22	2,153	172	7%	2,347
BAPTIST HEALTH - CLAY		1,990	347	15%	2,337

# COVID-19: testing by laboratory

Data through Jan 29, 2021 verified as of Jan 30, 2021 at 09:25 AM

Data in this report are provisional and subject to change.

The numbers in the table below represent the number of Florida and non-Florida residents for whom test results were received by the Department of Health. A person can be tested by more than one laboratory and can have both positive and negative results. **Therefore, the sum of the numbers in each column will be larger than the total number of people tested.**

Reporting lab	Inconclusive	Negative	Positive	Percent positive	Total
PRIMEHEALTH URGENT CARE INC		1,991	336	14%	2,327
COMMUNITY HEALTH NORTHWEST FLORIDA	4	1,764	547	24%	2,315
LEE HEALTH - COCONUT POINT CLINICAL LAB	2	1,872	433	19%	2,307
PHYSICIANS STAT LAB	3	1,066	1,210	53%	2,279
ADVENT HEALTH CENTRA CARE -WINTER PARK KIDS URGENT CARE	4	2,054	218	10%	2,276
MINUTECLINIC LLC #3631		1,898	363	16%	2,261
PHYSICIAN ASSOCIATES		2,019	232	10%	2,251
PROHEALTH	1	810	1,434	64%	2,245
BAPTIST HEALTH - OAKLEAF		1,836	407	18%	2,243
BRASHEAR'S VITAL CARE CORP		1,718	516	23%	2,234
PRIMEHEALTH URGENT CARE	1	1,865	360	16%	2,226
MINUTECLINIC LLC		1,896	324	15%	2,220
BAPTIST HEALTH SOUTH FLORIDA - MIAMI BEACH URGENT CARE		1,894	322	15%	2,216
MINUTECLINIC LLC 5852		1,862	350	16%	2,212
GESSLER CLINIC		1,426	769	35%	2,195
MEDEXPRESS FORT MYERS		1,900	276	13%	2,176
PHYSICIANS REGIONAL MEDICAL CENTER - COLLIER BLVD	1	1,526	646	30%	2,173
LOWER KEYS MEDICAL CENTER		1,890	244	11%	2,134
MC DIAGNOSTIC OF CONNECTICUT, PC #2220		1,792	336	16%	2,128
VERILY LIFE SCIENCES		2,084	17	1%	2,101
MEDONE PLLC		1,576	501	24%	2,077
MEDEXPRESS URGENT CARE CORAL SPRINGS		1,859	204	10%	2,063
ACCESS POINT HEALTHCARE URGENT & PRIMARY CARE	2	1,516	542	26%	2,060
PARAMOUNT URGENT CARE - ORLANDO		1,314	741	36%	2,055
ASSOCIATED PATHOLOGISTS, LLC	3	1,613	350	18%	1,966
DOC SMILEY'S URGENT CARE		1,706	247	13%	1,953
MEDEXPRESS URGENT CARE - CLEWISTON		1,634	315	16%	1,949
MEDEXPRESS URGENT CARE - VERO BEACH		1,691	246	13%	1,937
MINUTECLINIC LLC #5249		1,505	432	22%	1,937
DONALD W ROBERTSON DO PA		1,467	445	23%	1,912
MINUTECLINIC LLC #8396		1,603	292	15%	1,895
TAMPA COMMUNITY HOSPITAL		1,580	302	16%	1,882
FLORIDA MEDICAL CLINIC	3	936	941	50%	1,880
ADVENTHEALTH CENTRA CARE CONWAY		1,571	301	16%	1,872
MINUTECLINIC LLC #1067		1,605	264	14%	1,869
MINUTECLINIC LLC #4415		1,528	331	18%	1,859
PARAMOUNT URGENT CARE - OVIEDO		1,151	695	38%	1,846
MINUTECLINIC LLC #3463		1,531	305	17%	1,836
MINUTECLINIC LLC #5253		1,498	329	18%	1,827
UNIVERSITY OF NORTH FLORIDA STUDENT HEALTH		1,766	57	3%	1,823
MEDFAST URGENT CARE CENTERS LLC		497	1,323	73%	1,820
DR G'S URGENT CARE		1,580	239	13%	1,819
GENUS3		1,749	70	4%	1,819
PARAMOUNT URGENT CARE INC		458	1,349	75%	1,807
FLOWERS HOSPITAL		1,627	178	10%	1,805
MEDEXPRESS PORT CHARLOTTE		1,624	157	9%	1,781
CARENOW URGENT CARE		1,026	747	42%	1,773



# COVID-19: testing by laboratory

Data through Jan 29, 2021 verified as of Jan 30, 2021 at 09:25 AM

Data in this report are provisional and subject to change.

The numbers in the table below represent the number of Florida and non-Florida residents for whom test results were received by the Department of Health. A person can be tested by more than one laboratory and can have both positive and negative results. **Therefore, the sum of the numbers in each column will be larger than the total number of people tested.**

Reporting lab	Inconclusive	Negative	Positive	Percent positive	Total
MINUTE CLINIC LLC		1,497	248	14%	1,745
BAY MEDICAL CENTER SACRED HEART HEALTH SYSTEM		1,253	462	27%	1,715
JW PLASTIC SURGERY		1,449	244	14%	1,693
DYNIX DIAGNOSTIX		1,388	293	17%	1,681
MEDEXPRESS URGENT CARE BOCA RATON		1,533	137	8%	1,670
MINUTECLINIC LLC #5854		1,403	264	16%	1,667
HOLMES REG MED CENTER CLINICAL LAB		1,363	287	17%	1,650
ASCENSION SACRED HEART - GULF		1,216	433	26%	1,649
MINUTECLINIC LLC #5190		1,323	303	19%	1,626
SPARROW HEALTHCARE	2	1,378	238	15%	1,618
ADVENT HEALTH - DADE CITY		1,402	210	13%	1,612
JACKSON HOSPITAL CLINICAL LABORATORY		1,348	253	16%	1,601
QUICK CARE MED PL	2	1,303	273	17%	1,578
NORTH SHORE LONG ISLAND JEWISH HEALTH		1,501	75	5%	1,576
OPTEO LABORATORY		1,542	33	2%	1,575
MARTIN HEALTH SYSTEM - ST LUCIE WEST		1,415	159	10%	1,574
MELBOURNE MEDICAL LABORATORY☐	2	1,365	202	13%	1,569
SACRED HEART HEALTH SYSTEM, INC		967	601	38%	1,568
IGENOMIX USA LLC	43	1,383	141	9%	1,567
BARDMOOR LABORATORY	9	1,335	223	14%	1,567
NCH NORTHEAST	7	1,164	366	24%	1,537
SHELL POINT NURSING PAVILION	1	1,467	61	4%	1,529
MINUTECLINIC LLC #7886		1,306	220	14%	1,526
PARRISH MEDICAL CENTER	1	1,321	194	13%	1,516
CAREFAST+		868	646	43%	1,514
MARION E FETHER MEDICAL CENTER, THE		1,373	133	9%	1,506
AMELIA EXPRESS CARE LLC	10	1,256	229	15%	1,495
LABTECH DIAGNOSTIC		1,224	267	18%	1,491
CHARLES AIESI CONSULTING INC	8	1,299	184	12%	1,491
BOND URGENT CARE LLC		1,087	391	26%	1,478
PATIENTS FIRST – THOMASVILLE ROAD		1,286	170	12%	1,456
DOC SMILEYS URGENT CARE LLC		1,178	277	19%	1,455
ADVANCE MEDICAL OF NAPLES		326	1,120	77%	1,446
UHEALTH DEERFIELD BEACH/UMSYLVESTER DEERFIELD BEACH LABORATORY	3	1,378	55	4%	1,436
ASSURANCE SCIENTIFIC LABORATORIES	1	1,151	276	19%	1,428
BIOCERNA LLC	9	1,248	164	12%	1,421
PATIENTS CHOICE LABORATORIES		829	588	41%	1,417
INTELEX LABS, LLC		1,363	49	3%	1,412
MINUTECLINIC LLC #3662		1,197	214	15%	1,411
MINUTECLINIC LLC #5069		1,127	262	19%	1,389
BAPTIST HEALTH SOUTH FLORIDA - COUNTRY WALK URGENT CARE EXPRESS		1,189	196	14%	1,385
NEIGHBORHOOD MEDICAL CENTER INC	16	1,214	152	11%	1,382
ALTRU DIAGNOSTICS INC	2	1,271	101	7%	1,374
MINUTECLINIC LLC #5214		1,166	204	15%	1,370
ASCENSION ST VINCENT'S - SOUTHSIDE		1,309	49	4%	1,358
NCHMD INC		1,091	263	19%	1,354
MINUTECLINIC LLC #3705		1,153	191	14%	1,344

# COVID-19: testing by laboratory

Data through Jan 29, 2021 verified as of Jan 30, 2021 at 09:25 AM

Data in this report are provisional and subject to change.

The numbers in the table below represent the number of Florida and non-Florida residents for whom test results were received by the Department of Health. A person can be tested by more than one laboratory and can have both positive and negative results. **Therefore, the sum of the numbers in each column will be larger than the total number of people tested.**

Reporting lab	Inconclusive	Negative	Positive	Percent positive	Total
GENESIS LABORATORY MANAGEMENT	11	1,117	211	16%	1,339
MINUTECLINIC LLC # 0514		1,153	182	14%	1,335
MINI ER WATERFORD LAKES, THE		1,121	210	16%	1,331
MINUTECLINIC LLC #1771		1,084	229	17%	1,313
EMERGENCY PHYSICIANS MEDICAL CENTER		371	942	72%	1,313
ARCPPOINT LABS		778	532	41%	1,310
PENSACOLA PEDIATRICS PA	1	1,151	156	12%	1,308
MINUTECLINIC LLC #7887		1,145	160	12%	1,305
LAKE WALES MEDICAL CENTER INC		1,122	166	13%	1,288
MINUTECLINIC LLC #1055		987	297	23%	1,284
LABORATORY SPECIALISTS OF MICHIGAN		1,052	228	18%	1,280
BAPTIST HEALTH SOUTH FLORIDA - KEY BISCANE URGENT CARE EXPRESS		1,123	156	12%	1,279
PHYSICIANS PRIMARY CARE	2	1,071	191	15%	1,264
MINUTECLINIC, LLC #4015		924	335	27%	1,259
TEMPUS CLINICAL LABORATORY	10	1,108	140	11%	1,258
Community_Health		1,076	176	14%	1,252
WHITE WILSON MEDICAL CENTER		162	1,086	87%	1,248
BAYFRONT HEALTH - CITRUS HILLS		1,050	197	16%	1,247
AMELIA EXPRESS CARE		710	536	43%	1,246
MINUTECLINIC LLC # 3930		1,040	203	16%	1,243
MINUTECLINIC LLC #4458		966	272	22%	1,238
UNIVERSITY OF ALABAMA AT BIRMINGHAM		1,206	32	3%	1,238
MINUTECLINIC LLC # 3686		1,043	186	15%	1,229
MINUTECLINIC LLC #3003		960	269	22%	1,229
NYU HOSPITALS CENTER CLINICAL LABORATORIES		1,180	38	3%	1,218
MINUTECLINIC LLC #3814		970	245	20%	1,215
CLINICORE		1,124	91	7%	1,215
VAVA PARTNERS LLC		439	757	63%	1,196
ACCESS MEDICAL LABS		746	448	38%	1,194
MEDEXPRESS URGENT CARE - JAX ATLANTIC BLVD		1,021	170	14%	1,191
PREMIER MEDICAL		1,097	90	8%	1,187
MINUTECLINIC LLC #7173		1,027	157	13%	1,184
MINUTECLINIC, LLC (CLINIC 10699)		994	184	16%	1,178
MINUTECLINIC LLC #7225		1,014	163	14%	1,177
MINUTECLINIC LLC #3291		1,010	153	13%	1,163
MINUTECLINIC LLC #7973		977	177	15%	1,154
TOM LEE COMMUNITY HEALTH CENTER		794	356	31%	1,150
BAPTIST HEALTHCARE - JAY HOSPITAL		825	320	28%	1,145
BAPTIST HEALTH EMERGENCY CENTER AT WEST CORAL WAY		874	271	24%	1,145
MINUTECLINIC, LLC #3204		933	201	18%	1,134
UHEALTH CLINIC AT WALGREENS		923	210	19%	1,133
HOLIDAY CVS LLC DBA CVS PHARMACY #5155		1,087	44	4%	1,131
WHOLE FAMILY HEALTH CENTER INC		890	234	21%	1,124
SMA LAB	7	992	118	11%	1,117
TREASURE COAST MEDICAL ASSOCIATES INC		697	420	38%	1,117
CAPSTONE HEALTHCARE		784	329	30%	1,113
VERITAS GENETICS	61	932	119	11%	1,112

# COVID-19: testing by laboratory

Data through Jan 29, 2021 verified as of Jan 30, 2021 at 09:25 AM

Data in this report are provisional and subject to change.

The numbers in the table below represent the number of Florida and non-Florida residents for whom test results were received by the Department of Health. A person can be tested by more than one laboratory and can have both positive and negative results. **Therefore, the sum of the numbers in each column will be larger than the total number of people tested.**

Reporting lab	Inconclusive	Negative	Positive	Percent positive	Total
MINUTECLINIC LLC #3257		903	209	19%	<b>1,112</b>
COASTAL LABORATORIES	1	827	280	25%	<b>1,108</b>
LAB24 INC	3	436	665	60%	<b>1,104</b>
MINUTECLINIC LLC #3635		961	143	13%	<b>1,104</b>
STAGEZERO LIFE SCIENCES INC	3	982	96	9%	<b>1,081</b>
PROJECT HEALTH, INC SUMTERVILLE	5	881	188	18%	<b>1,074</b>
EPN URGENT CARE NAPLES	2	746	315	30%	<b>1,063</b>
NORTH FLORIDA PEDIATRICS-TALLAHASSEE		968	92	9%	<b>1,060</b>
RAINBOW RIVER MEDICAL LABORATORY		977	82	8%	<b>1,059</b>
ED FRASER MEMORIAL HOSPITAL		841	217	21%	<b>1,058</b>
OPTUM LABS LLC		917	134	13%	<b>1,051</b>
PEDIATRIC HEALTH CARE ALLIANCE - NORTHDAL		953	95	9%	<b>1,048</b>
MINUTECLINIC LLC #3285		895	146	14%	<b>1,041</b>
MINUTECLINIC LLC #5216		860	178	17%	<b>1,038</b>
MINUTECLINIC LLC #4024		870	168	16%	<b>1,038</b>
MINUTECLINIC LLC # 7933		901	136	13%	<b>1,037</b>
ADVANCED DIAGNOSTIC LABORATORY		986	46	4%	<b>1,032</b>
PARAMOUNT URGENT CARE VILLAGES		705	318	31%	<b>1,023</b>
MINUTECLINIC, LLC #5817		811	209	20%	<b>1,020</b>
MINUTECLINIC LLC #3654		816	203	20%	<b>1,019</b>
MINUTECLINIC LLC #1821		904	112	11%	<b>1,016</b>
MINUTECLINIC LLC #3648		818	194	19%	<b>1,012</b>
SOLARIS HEALTHCARE PALATKA		925	81	8%	<b>1,006</b>
MINUTECLINIC LLC #3748		788	217	22%	<b>1,005</b>
ELLENTON URGENT CARE		770	228	23%	<b>998</b>
VERITOR		850	141	14%	<b>991</b>
PALM HARBOR PHARMACY		854	136	14%	<b>990</b>
XYZ LABORATORY	8	851	129	13%	<b>988</b>
ST ANNES NURSING CENTER		964	22	2%	<b>986</b>
MINUTECLINIC LLC #5924		823	159	16%	<b>982</b>
JUPITER MEDICAL CENTER URGENT CARE		665	313	32%	<b>978</b>
LAKELAND REGIONAL HEALTH - PWC/OB		36	932	96%	<b>968</b>
MINUTECLINIC LLC #4201		848	117	12%	<b>965</b>
FLORIDA DEPARTMENT OF HEALTH IN POLK COUNTY	2	716	238	25%	<b>956</b>
KEYS AHEC SCHOOL MEDICAL CLINIC	7	865	80	8%	<b>952</b>
NAPLES URGENT CARE	1	589	358	38%	<b>948</b>
COASTAL PEDIATRIC GROUP		811	124	13%	<b>935</b>
MINUTECLINIC LLC #4612		704	226	24%	<b>930</b>
VRL EUROFINS - DALLAS		913	13	1%	<b>926</b>
MEDIQUICK URGENT CARE CENTERS INC		532	393	42%	<b>925</b>
FLAGLER HOSPITAL LABORATORY	8	34	882	95%	<b>924</b>
MINUTECLINIC LLC #3255		742	179	19%	<b>921</b>
GENE TOX WORLDWIDE	60	736	125	14%	<b>921</b>
STEWART REFERENCE LABORATORY	1	545	374	41%	<b>920</b>
GENEIQ		858	49	5%	<b>907</b>
MINUTECLINIC LLC #1807		748	157	17%	<b>905</b>
CAREFAST MURABELLA		501	401	44%	<b>902</b>

# COVID-19: testing by laboratory

Data through Jan 29, 2021 verified as of Jan 30, 2021 at 09:25 AM

Data in this report are provisional and subject to change.

The numbers in the table below represent the number of Florida and non-Florida residents for whom test results were received by the Department of Health. A person can be tested by more than one laboratory and can have both positive and negative results. **Therefore, the sum of the numbers in each column will be larger than the total number of people tested.**

Reporting lab	Inconclusive	Negative	Positive	Percent positive	Total
PRIMARY CARE OF THE TREASURE COAST		791	110	12%	901
FAST TRACK URGENT CARE CENTER		4	889	100%	893
LENCO MEDICAL LABORATORY		853	36	4%	889
PATIENTS FIRST LAKE ELLA MEDICAL CENTER		770	114	13%	884
PARAMOUNT URGENT CARE - CLERMONT		686	185	21%	871
ARCPPOINT LABS OF CORAL SPRINGS FL		767	97	11%	864
HISTOPATHOLOGY SERVICES, LLC		766	96	11%	862
BLUE MED CONSULTANTS		833	25	3%	858
PROFESSIONAL HEALTH EXAMINERS DBA PROHEALTH	1	679	175	20%	855
TACACHALE CLINICAL LABORATORY	1	807	45	5%	853
INTEGRITY LABORATORIES, LLC	2	695	155	18%	852
NORTH FLORIDA PEDIATRICS - LAKE CITY		647	197	23%	844
TYNDALL AIR FORCE BASE		643	196	23%	839
EUROFINS NTD, LLC		799	38	5%	837
MINUTECLINIC LLC #3236		701	128	15%	829
HEALTH CARE DISTRICT OF PALM BEACH COUNTY	1	668	149	18%	818
FLORIDA HOSPITAL ORLANDO		743	74	9%	817
MINUTECLINIC LLC #476		673	143	18%	816
MINUTECLINIC LLC # 3579		688	127	16%	815
READY RESPONDERS FLORIDA, PLLC		696	115	14%	811
ASCENSION ST VINCENT'S - CLAY		775	32	4%	807
HENDRY REGIONAL MEDICAL CENTER CLINICAL LABORATORY		594	204	26%	798
NITE LITE PEDIATRICS		234	563	71%	797
THE HEALTH CENTER OF PLANT CITY		723	69	9%	792
PHAROS HEALTH		623	167	21%	790
ADDICTION LABS OF AMERICA	3	716	67	9%	786
MINUTECLINIC, LLC DBA MINUTECLINIC #4717		755	27	3%	782
OPTUMCARE FLORIDA LLC		577	194	25%	771
BROWNWOOD CARE CENTER		693	77	10%	770
DEPARTMENT OF CLINICAL LABS		752	16	2%	768
PALM BAY HOSPITAL CLINICAL LABORATORY		499	264	35%	763
MINUTECLINIC, LLC #3245		578	184	24%	762
MACDILL AIR FORCE BASE		710	51	7%	761
DYNIX DIAGNOSTICS	2	524	234	31%	760
COVANCE CLINICAL RESEARCH UNIT INC		739	20	3%	759
VRL EUROFINS		727	27	4%	754
MINUTECLINIC LLC #3637		562	188	25%	750
NONE		308	440	59%	748
MINUTECLINIC LLC #1815		636	112	15%	748
NORTH OKALOOSA MEDICAL CENTER		434	310	42%	744
KETAMINE HEALTH CENTERS LLC		667	76	10%	743
CVS HEALTH		529	211	29%	740
FIRST QUALITY LABORATORY		698	41	6%	739
NORTH FLORIDA PEDIATRICS PA - SUWANNEE	3	623	112	15%	738
CAREMED CLINIC LLC	1	527	209	28%	737
MINUTECLINIC LLC #8381		602	132	18%	734
LEE COUNTY EMERGENCY MEDICAL SERVICE		637	95	13%	732



# COVID-19: testing by laboratory

Data through Jan 29, 2021 verified as of Jan 30, 2021 at 09:25 AM

Data in this report are provisional and subject to change.

The numbers in the table below represent the number of Florida and non-Florida residents for whom test results were received by the Department of Health. A person can be tested by more than one laboratory and can have both positive and negative results. **Therefore, the sum of the numbers in each column will be larger than the total number of people tested.**

Reporting lab	Inconclusive	Negative	Positive	Percent positive	Total
MIAMI JEWISH HEALTH SYSTEMS		687	43	6%	730
BAPTIST HEALTH - MD ANDERSON CANCER CENTER		722	4	1%	726
PROFESSIONAL HEALTH EXAMINERS		617	108	15%	725
FIU-HEALTH AUXILIARY LABORATORY	4	658	62	9%	724
C.W. BILL YOUNG VA MEDICAL CENTER	1	19	703	97%	723
COASTAL PHYSICIANS, LLC		574	149	21%	723
ADVENT HEALTH LAB - ORLANDO		430	292	40%	722
UNIVERSITY OF WEST FLORIDA STUDENT HEALTH SERVICES	1	600	118	16%	719
LITTLE PINE PEDIATRICS		504	214	30%	718
SANTA ROSA MEDICAL GROUP		568	150	21%	718
DISNEY COVID TEST SITE		703	10	1%	713
ADVANCED MEDICAL OF NAPLES LLC		616	94	13%	710
AFC PHYSICIANS OF FLORIDA		477	232	33%	709
ER QUICKCARE PL		580	120	17%	700
MINUTECLINIC LLC #1350		583	116	17%	699
MYTEST DIAGNOSTICS		644	53	8%	697
Tampa Lakes Health and Rehabilitation Center	2	625	69	10%	696
NORTHEAST FLORIDA NEUROLOGY CLINICS, INC		584	110	16%	694
VITAS HEALTHCARE CORPORATION OF FLA		684	3	0%	687
PREMIER MEDICAL LABORATORY SERVICES	1	463	222	32%	686
ANY LAB TEST NOW	1	448	236	34%	685
KENDALL HEALTHCARE PROPERTIES DBA	2	646	27	4%	675
MINI ER ADULT AND PEDIATRIC URGENT CARE		574	98	15%	672
Point of Care Testing	1	113	555	83%	669
NORTH SHORE LIJ URGENT CARE PC		632	36	5%	668
GENOME LLC	2	598	68	10%	668
WILLOWBROOKE COURT AT EDGEWATER POINTE ESTATES		657	9	1%	666
Victoria Nursing and Rehabilitation Center		620	46	7%	666
NCH HEALTHCARE SYSTEM MICROBIOLOGY LAB		1	663	100%	664
VENICE REGIONAL MEDICAL CENTER		574	88	13%	662
MEDICAL FP – WHOLE FAMILY HEALTH CENTER		539	119	18%	658
PRIMARY CARE SERVICES AT INDIAN RIVER ESTATES		643	14	2%	657
STEWART ROCKLEDGE HOSPITAL		504	149	23%	653
APALACHEE CORRECTIONAL INSTITUTION EAST UNIT		633	16	2%	649
FISHERMENS HOSPITAL CLINICAL LAB		588	59	9%	647
ORLANDO HEALTH AND REHAB CENTER		604	41	6%	645
MAVERICK LABS		456	188	29%	644
CARE ONE OF FLORIDA LLC		435	209	32%	644
TREE HOUSE PEDIATRICS PLLC		578	64	10%	642
DOCTOR'S MEMORIAL HOSPITAL		485	157	24%	642
RIVER TOWN DIAGNOSTIC LLC		461	180	28%	641
CONSULATE HEALTH CARE OF NEW PORT RICHEY	2	520	117	18%	639
MIDWAY SPECIATLY CARE CENTER		414	220	35%	634
INTERLACHEN PEDIATRICS		604	27	4%	631
MINUTECLINIC, LLC # 4469		523	106	17%	629
CLINICAL PATHOLOGY LABS INC		566	62	10%	628
SOLARIS HEALTHCARE CHARLOTTE HARBOR		582	46	7%	628

# COVID-19: testing by laboratory

Data through Jan 29, 2021 verified as of Jan 30, 2021 at 09:25 AM

Data in this report are provisional and subject to change.

The numbers in the table below represent the number of Florida and non-Florida residents for whom test results were received by the Department of Health. A person can be tested by more than one laboratory and can have both positive and negative results. **Therefore, the sum of the numbers in each column will be larger than the total number of people tested.**

Reporting lab	Inconclusive	Negative	Positive	Percent positive	Total
PALACE NURSING HOME & REHAB CENTER		594	34	5%	628
LPG COCONUT POINT		506	120	19%	626
NORTH FLORIDA PEDIATRICS PA		533	92	15%	625
PROHEALTH MEDICAL CLINIC		84	538	86%	622
PALM GARDEN OF PORT SAINT LUCIE		609	6	1%	615
PEDIATRICS OF CENTRAL FLORIDA PA	19	556	39	6%	614
MEDICAL CONSULTANTS OF FLORIDA, LLC	1	496	114	19%	611
HOLY CROSS HOSPITAL		12	598	98%	610
CATALYST WALK IN CLINIC		478	130	21%	608
XPRESS URGENT CARE	3	505	99	16%	607
CREEKSIDE CARE CENTER	1	520	84	14%	605
MANOR PINES CONVALESCENT CENTER LLC	1	582	20	3%	603
PATIENTS FIRST - MAHAN DRIVE		164	435	73%	599
GROWING TOGETHER PEDIATRICS LLC		548	47	8%	595
INTERLACHEN PEDIATRICS PA		566	28	5%	594
LIFE CARE CENTER OF ORANGE PARK		561	30	5%	591
JOHN KNOX VILLAGE HEALTH CENTER		573	18	3%	591
LIFE CARE CENTER OF NEW PORT RICHEY		557	33	6%	590
MOUNT SINAI LABORATORY		563	25	4%	588
WOODLANDS MEDICAL SPECIALISTS		359	221	38%	580
VETERANS AFFAIRS MEDICAL CENTER - JAMES A HALEY			580	100%	580
POINT OF CARE TESTING SITE		556	24	4%	580
CRUCIAL CARE EMERGENCY MEDICINE DOCTORS		439	137	24%	576
MEDICAL VB		451	120	21%	571
SPECTOR SCIENTIFIC LAB	1	217	349	62%	567
PRIMARY CARE SERVICES AT ST ANDREWS ESTATES		566			566
GULF COAST VILLAGE		537	29	5%	566
REDI MED LLC		433	133	23%	566
CHILDRENS MEDICAL ASSOCIATION		510	53	9%	563
GULF COAST MOLECULAR LABORATORIES	12	460	90	16%	562
ETHOS WELLNESS PHARMACY		521	41	7%	562
TENNESSEE DOH - NASHVILLE	2	493	65	12%	560
MID-FLORIDA PATHOLOGY		431	129	23%	560
NCHMD, INC SOUTHEAST IMMEDIATE CARE		427	133	24%	560
CAPE CANAVERAL HOSPITAL		348	211	38%	559
HOLMES REGIONAL MEDICAL CENTER		5	552	99%	557
SEBASTIAN RIVER MEDICAL CENTER	2	409	143	26%	554
SHORELINE PHYSICIAN GROUP		342	212	38%	554
GOLDEN GLADES NURSING & REHABILITATION CTR		543	10	2%	553
PROJECT HEALTH INC	2	444	107	19%	553
CONSULATE HEALTHCARE OF VERO BEACH	14	461	77	14%	552
USF MORSANI CENTER FOR ADVANCED HEALTH CARE		478	74	13%	552
ECCOLAB GROUP	1	145	405	74%	551
HMA SANTA ROSA MEDICAL CENTER LLC DBA		428	122	22%	550
The Sands at South Beach		545	4	1%	549
ST JOHN'S NURSING CENTER		531	18	3%	549
VITAE DIAGNOSTICS		534	13	2%	547



# COVID-19: testing by laboratory

Data through Jan 29, 2021 verified as of Jan 30, 2021 at 09:25 AM

Data in this report are provisional and subject to change.

The numbers in the table below represent the number of Florida and non-Florida residents for whom test results were received by the Department of Health. A person can be tested by more than one laboratory and can have both positive and negative results. **Therefore, the sum of the numbers in each column will be larger than the total number of people tested.**

Reporting lab	Inconclusive	Negative	Positive	Percent positive	Total
THE PRESERVE		540	7	1%	547
PALM GARDEN OF VERO BEACH		505	39	7%	544
BROAD INSTITUTE CLINICAL SEQUENCING RESEARCH PLATFORM	1	520	22	4%	543
MAIN STREET MEDICAL CENTER		127	416	77%	543
COASTAL URGENT CARE		425	116	21%	541
EAST LAKE PEDIATRICS		457	81	15%	538
ADVENTHEALTH MEDICAL GROUP PROMPT CARE		383	155	29%	538
NCF DIAGNOSTICS & DNA TECHNOLOGIES	15	204	318	59%	537
LIFE CARE CENTER OF HILLIARD		522	15	3%	537
CYPRESS VILLAGE	1	511	24	4%	536
Signature HealthCare Center of Waterford		507	28	5%	535
SOUTHEAST ALABAMA MEDICAL CENT		486	49	9%	535
THERADOC		152	382	72%	534
AMERICAN FAMILY CARE PENSACOLA WEST		1	533	100%	534
Crestview Rehabilitation Center	5	401	126	24%	532
CLEWISTON NURSING AND REHABILITATION CENTER		519	11	2%	530
MINUTECLNIC LLC		464	66	12%	530
JACKSONVILLE BEACH PEDIATRIC CARE CENTER□		474	54	10%	528
MED FAST URGENT CARE CENTER		260	267	51%	527
VETERANS AFFAIRS MEDICAL CENTER		40	486	92%	526
WELLINGTON REGIONAL MEDICAL CENTER		456	69	13%	525
MINUTECLINIC LLC #8927		431	93	18%	524
AFC PHYSICIANS OF FLORIDA PA		334	188	36%	522
VETERANS AFFAIRS MEDICAL CENTER - BAY PINES		17	503	97%	520
LOOP PEDIATRICS PA	3	421	96	18%	520
FORT MYERS INTERNAL MEDICINE, LLC		471	49	9%	520
BOND AND STEELE CLINIC PA		344	173	33%	517
ADVENTHEALTH CENTRA CARE WINTER HAVEN	1	192	323	63%	516
MINUTECLINIC LLC #6007		426	88	17%	514
HALIFAX MEDICAL CENTER-PORT ORANGE LAB		432	79	15%	511
MEDICAL CENTER CLINIC-IMMEDIATE CARE	1	409	100	20%	510
CLARITY LABS		441	67	13%	508
VILLA MARIA NURSING & REHAB CENTER INC	1	495	11	2%	507
VITAS HEALTHCARE CORP OF CENTRAL FL		489	18	4%	507
NSPIRE HEALTHCARE MIAMI LAKES	7	486	14	3%	507
J AND G MEDICAL GROUP LLC		418	85	17%	503
DOCTORS CENTER,THE		396	106	21%	502
FLAGLER COUNTY HEALTH DEPARTMENT	1	393	107	21%	501
MINUTECLINIC LLC #5187		436	63	13%	499
DAVITA LABORATORY		426	73	15%	499
EDEN SPRINGS NURSING AND REHAB CENTER		389	110	22%	499
BALDOMERO LOPEZ STATE VETERANS NURSING HOME	2	490	3	1%	495
24 HOUR PEDIATIC CARE CENTER	1	446	47	10%	494
CLINICAL PATHOLOGY LABS		386	108	22%	494
DOH – INDIAN RIVER		422	71	14%	493
EMERALD SHORES HEALTH AND REHABILITATION		403	88	18%	491
CALHOUN LIBERTY HOSPITAL		354	135	28%	489

# COVID-19: testing by laboratory

Data through Jan 29, 2021 verified as of Jan 30, 2021 at 09:25 AM

Data in this report are provisional and subject to change.

The numbers in the table below represent the number of Florida and non-Florida residents for whom test results were received by the Department of Health. A person can be tested by more than one laboratory and can have both positive and negative results. **Therefore, the sum of the numbers in each column will be larger than the total number of people tested.**

Reporting lab	Inconclusive	Negative	Positive	Percent positive	Total
Plantation Bay Rehabilitation Center		469	18	4%	487
TELESCOPE HEALTH LLC	3	383	98	20%	484
JACKSON MEMORIAL PERDUE MEDICAL CENTER		460	23	5%	483
CITY MEDICAL OF NEW JERSEY, PC		442	40	8%	482
NEW YORK HOSPITAL LABORATORIES	1	468	12	2%	481
JACKSON MEMORIAL LONG TERM CARE CENTER		461	19	4%	480
LIFE CARE CENTER OF PENSACOLA		435	44	9%	479
HEALTH CENTER AT BRENTWOOD	1	434	42	9%	477
CARENOW URGENT CARE – FORT PIERCE		262	212	45%	474
ST CLOUD REGIONAL MEDICAL CENTER CLINICAL LAB		394	79	17%	473
EXPRESS URGENT CARE LLC		1	471	100%	472
MANOR CARE NURSING CENTER OF SARASOTA FL LLC		396	75	16%	471
BOCA GRANDE HEALTH CLINIC		446	24	5%	470
FAMILY HEALTH CENTERS OF SWF LABS	2	393	74	16%	469
ST PETERSBURG PEDIATRICS	1	406	61	13%	468
MEMORIAL PEMBROKE 24/7 CARE CENTER		355	110	24%	465
MOORINGS PARK INSTITUTE, INC, THE		445	19	4%	464
RIVER GARDEN HEBREW HOME FOR THE AGED		409	54	12%	463
VALENCIA HILLS HEALTH AND REHABILITATION CENTER		450	13	3%	463
MANOR CARE HEALTH SERVICES - FT MYERS		444	19	4%	463
ENZO CLINICAL LABS INC	3	440	19	4%	462
DIAMOND RIDGE HEALTH AND REHABILITATION		434	27	6%	461
PENSACOLA PEDIATRICS	1	258	200	44%	459
BROOKDALE PALMER RANCH	1	403	55	12%	459
GOLDEN GATE FAMILY CLINIC		89	369	81%	458
MEDONE URGENT CARE AT ST. AUGUSTINE		111	345	76%	456
SABAL PALMS HEALTH AND REHAB		407	49	11%	456
NORTH FLORIDA RETIREMENT VILLAGE		453	2	0%	455
CLARIDGE HOUSE NURSING CENTER		437	17	4%	454
NAVAL HOSPITAL - JACKSONVILLE		122	331	73%	453
MEDFAST URGENT CARE CENTERS		175	278	61%	453
THE PALACE AT HOMESTEAD	1	435	17	4%	453
PALM GARDEN OF JACKSONVILLE	2	370	79	18%	451
NCH HEALTHCARE BONITA		330	118	26%	448
CONTINENTAL CLINICAL RESEARCH, LLC		431	17	4%	448
WILLOW BROOKE COURT AT INDIAN RIVER ESTATES		403	44	10%	447
HARTS HARBOR HEALTH CARE CENTER		425	21	5%	446
CLIFFORD CHESTER SIMS STATE VETERANS		436	9	2%	445
LAUDERDALE NURSING CENTER LLC	1	424	19	4%	444
VETERANS AFFAIRS MEDICAL CENTER - GAINESVILLE		3	441	99%	444
FOUNTAIN MANOR HEALTH AND REHAB CENTER	1	426	16	4%	443
SOUTHERN OAKS CARE CENTER	1	405	36	8%	442
EAST LAKE PEDIATRICS PA		405	36	8%	441
The Manor at Blue Water Bay		380	60	14%	440
SUNRISE URGENT CARE ASSOCIATES LLC D/B/A	2	151	287	65%	440
FLORIDA DEPARTMENT OF HEALTH CLAY COUNTY	1	346	93	21%	440
DIAMOND RIDGE HEALTH AND REHABILITATION CENTER		419	20	5%	439

# COVID-19: testing by laboratory

Data through Jan 29, 2021 verified as of Jan 30, 2021 at 09:25 AM

Data in this report are provisional and subject to change.

The numbers in the table below represent the number of Florida and non-Florida residents for whom test results were received by the Department of Health. A person can be tested by more than one laboratory and can have both positive and negative results. **Therefore, the sum of the numbers in each column will be larger than the total number of people tested.**

Reporting lab	Inconclusive	Negative	Positive	Percent positive	Total
NEMOURS CHILDERN'S HOSPITAL		367	72	16%	439
SMA SPECIALTY MEDICAL LAB		117	321	73%	438
MANOR AT CARPENTERS		411	26	6%	437
PALM GARDEN OF TAMPA		410	27	6%	437
FLO-MEDILAB SERVICES LLC		186	249	57%	435
ASAP LABS LLC		305	130	30%	435
PEDIATRIC HEALTHCARE ALLIANCE PA		393	41	9%	434
PARKLANDS FACILITY INC	4	389	40	9%	433
GRAND COURT TAMPA		429	3	1%	432
Good Samaritan Society Kissimmee Village		367	64	15%	431
POINT WASHINGTON MEDICAL CLINIC	1	253	177	41%	431
AVECINA MEDICAL JULINGTON	1	240	189	44%	430
VIERA HOSPITAL, INC		326	103	24%	429
FLORIDA DEPT OF HEALTH IN BREVARD COUNTY	3	363	63	15%	429
HILLCREST HEALTH CARE & REHABILITATION CENTER	2	417	10	2%	429
NEW PLANT CITY FAMILY CARE	1	227	201	47%	429
AMERICA'S PHARMACY LLC		378	50	12%	428
BUFFALO CROSSING HEALTHCARE & REHABILITATION CTR		410	14	3%	424
PALM GARDEN OF OCALA		330	94	22%	424
PRIMARY CARE SOUTH INC		134	288	68%	422
RICARDO NAVARRO DO PA		362	60	14%	422
SUSANNA WESLEY HEALTH CENTER		385	36	9%	421
Q ANSWER LAB	1	375	45	11%	421
Williston Care Center		371	50	12%	421
GARCIA CLINICAL LABORATORY		28	392	93%	420
BAPTIST PRIMARY CARE	2	327	91	22%	420
HARBOUR HEALTH CENTER		405	14	3%	419
BALDWIN PEDIATRICS	1	392	25	6%	418
HERON POINTE HEALTH AND REHABILITATION	1	414	3	1%	418
ST ANDREWS BAY SKILLED NURSING &		357	59	14%	416
LEHIGH REGIONAL MEDICAL CENTER LAB		371	44	11%	415
APP-UNIPATH, LLC	2	399	14	3%	415
Colonial Lakes Health Care		384	31	7%	415
PHYSICIANS PRIMARY CARE LAB		360	54	13%	414
FLORIDA GULF COAST UNIVERSITY		247	166	40%	413
EXPRESS PHARMACY		380	32	8%	412
WEST GABLES HEALTH CARE CENTER		402	10	2%	412
FLORIDA DEPARTMENT OF HEALTH IN CALHOUN COUNTY		298	113	27%	411
MINUTECLINIC LLC #3671		366	44	11%	410
ARCPOINTS LABS		345	63	15%	408
MAYFLOWER ASSISTED LIVING		402	4	1%	406
CARE ONE OF FLORIDA	1	272	133	33%	406
CHILDRENS MEDICAL ASSOCIATION PA		356	49	12%	405
TIDE LABORATORIES		362	43	11%	405
Solaris HealthCare Windermere		374	30	7%	404
NEW YORK PRESBYTERIAN - CUMC CLINICAL		387	17	4%	404
NORTH FLORIDA MEDICAL GROUP		288	114	28%	402

# COVID-19: testing by laboratory

Data through Jan 29, 2021 verified as of Jan 30, 2021 at 09:25 AM

Data in this report are provisional and subject to change.

The numbers in the table below represent the number of Florida and non-Florida residents for whom test results were received by the Department of Health. A person can be tested by more than one laboratory and can have both positive and negative results. **Therefore, the sum of the numbers in each column will be larger than the total number of people tested.**

Reporting lab	Inconclusive	Negative	Positive	Percent positive	Total
ORLANDO HEALTH CENTER FOR REHABILITATION		391	10	2%	401
AFC URGENT CARE SEMINOLE			396	100%	396
SPRING HILL HEALTH AND REHABILITATION CENTER		379	15	4%	394
MINI ER AND URGENT CARE		289	105	27%	394
VITAS LUTHERAN TOWERS INPATIENT PROGRAM		329	62	16%	391
BARBER		13	376	97%	389
MINUTECLINIC LLC #5157		328	61	16%	389
MANOR OAKS NURSING & REHAB CENTER	2	384	1	0%	387
SOLARIS HEALTHCARE LAKE CITY		316	71	18%	387
CITRUS NURSING CENTER LLC		357	29	8%	386
Santa Rosa Center for Rehabilitation and Healing		323	61	16%	384
PEBBLEBROOK PHARMACY		293	87	23%	380
Ocala Health and Rehabilitation Center		361	18	5%	379
FERNANDINA BEACH REHAB AND NURSING	1	362	15	4%	378
MINUTECLINIC LLC #214		314	63	17%	377
PALMS OF SEBRING		342	34	9%	376
SOLARIS HEALTHCARE MERRITT ISLAND		344	32	9%	376
BAYA PHARMACY WEST		8	368	98%	376
PALMETTO FAMILY HEALTHCARE	1	234	139	37%	374
FLORIDA HOSPITAL MEDICAL GROUP		254	119	32%	373
MEDONE URGENT CARE CENTER		149	222	60%	371
HENDRY REGIONAL MEDICAL CENTER		107	264	71%	371
ABBEE DELRAY		366	5	1%	371
URGENT CARE BETHESDA	1	318	52	14%	371
CONSULATE HEALTH CARE OF BAYONET POINT	3	361	7	2%	371
INDIAN RIVER CTR, LLC		325	46	12%	371
FLORIDA HOSPITAL WAUCHULA		255	116	31%	371
ELLENTON PEDIATRICS		353	17	5%	370
ADVENT HEALTH - TAMPA		148	220	60%	368
HOPE HOSPICE AND COMMUNITY SERVICES INC	12	345	11	3%	368
PHYSICIANS STAT LAB INC		311	57	15%	368
MEDICAL CENTER OF DELTONA, INC		289	78	21%	367
SOLARIS HEALTHCARE OSCEOLA		346	21	6%	367
TREASURE COAST COMMUNITY HEALTH	3	309	54	15%	366
FAIR HAVENS CENTER, OPCO		359	6	2%	365
BENTON PEDIATRICS INC		323	42	12%	365
AMERICAN RESEARCH LABS		166	199	55%	365
Stacey Health Care Centers Inc. dba Riverside Care Center		333	28	8%	361
DXTERITY DIAGNOSTICS	1	341	19	5%	361
UR MEDICINE LABS- CENTRAL LABORATORY		339	20	6%	359
FAMILY HEALTH CENTERS OF SOUTHWEST FLORIDA INC		303	56	16%	359
MICHAEL A MIDDLETON MD PA□		345	14	4%	359
INFORM DIAGNOSTICS		349	8	2%	357
SANDBAY URGENT CARE		285	72	20%	357
ORCHARD PARK HEALTH & REHABILITATION		352	4	1%	356
SUWANNEE HEALTH AND REHABILITATION CENTER		351	5	1%	356
RUSKIN HEALTH CENTER		240	115	32%	355



# COVID-19: testing by laboratory

Data through Jan 29, 2021 verified as of Jan 30, 2021 at 09:25 AM

Data in this report are provisional and subject to change.

The numbers in the table below represent the number of Florida and non-Florida residents for whom test results were received by the Department of Health. A person can be tested by more than one laboratory and can have both positive and negative results. **Therefore, the sum of the numbers in each column will be larger than the total number of people tested.**

Reporting lab	Inconclusive	Negative	Positive	Percent positive	Total
MEDSCAN LABORATORY INC	1	163	190	54%	354
MY CLINICAL LAB		224	127	36%	351
PALM GARDEN OF CLEARWATER		332	18	5%	350
CORE DIAGNOSTIC LABORATORIES LLC		237	112	32%	349
SANFORD LABORATORIES		325	24	7%	349
BAYSHORE DIAGNOSTICS		309	40	11%	349
Solaris Healthcare Daytona	2	299	47	14%	348
SIGNATURE HEALTHCARE OF BROOKWOOD GARDENS		347	1	0%	348
THE PALACE MANAGEMENT - THE PALACE AT CORAL GABLES		344	3	1%	347
VILLAGE AT VIENNA SQUARE,THE	6	329	11	3%	346
SIPARADIGM, DIAGNOSTIC INFORMATICS		273	73	21%	346
Timberridge Center for Rehabilitation and Healing		317	28	8%	345
AFC URGENT CARE FAMILY CARE			343	100%	343
DBI HEALTH INC		328	14	4%	342
CORAL BAY HEALTHCARE AND REHABILITATION	1	329	12	4%	342
AFC URGENT CARE TYRONE		2	340	99%	342
HEALTH DESIGNS		328	13	4%	341
ADVENT HEALTH CENTRA CARE - PALM COAST		80	261	77%	341
SEMINOLE NURSING PAVILION		333	7	2%	340
SELECT REFERENCE LABORATORIES, LLC	1	326	12	4%	339
CLERMONT HEALTH AND REHABILITATION CENTER		311	27	8%	338
HEARTLAND PEDIATRICS OF LAKE WALES		295	43	13%	338
BROOKSVILLE HEALTHCARE CENTER LLC		334	4	1%	338
BLOUNTSTOWN REHABILITATION CENTER LLC		233	104	31%	337
HEALTHY STEPS PEDIATRICS		293	43	13%	336
NORTH FLORIDA REHABILITATION & SPECIALTY CARE		332	3	1%	335
GOOD SAMARITAN CENTER		333	1	0%	334
PALM GARDEN OF WINTER HAVEN		319	15	4%	334
Cypress Cove Care Center		234	100	30%	334
PEDIATRIC HEALTHCARE ALLIANCE		308	26	8%	334
ORANGE BLOSSOM FAMILY HEALTH		315	18	5%	333
Darcy Hall Of Life Care		327	5	2%	332
AFC URGENT CARE CLEARWATER	1	122	207	63%	330
NORTH PINELLAS STATMED QUICK QUALITY CLINICS		236	93	28%	329
MEDIPATH		18	311	95%	329
Manatee Springs Rehabilitation and Nursing Center		308	20	6%	328
USAFSAM/PHE		174	154	47%	328
solaris Healthcare Parkway	2	313	13	4%	328
MINUTECLINIC LLC, #10357		327	1	0%	328
VETERANS AFFAIRS MEDICAL CENTER - LAKE CITY		52	275	84%	327
CARENOW	2	165	160	49%	327
HEALTH CENTRAL PARK		261	66	20%	327
Life Care Center at Wells Crossing		309	18	6%	327
TRI-COUNTY NURSING AND REHABILITATION CENTER INC		311	15	5%	326
Palmetto Subacute Care Center		316	10	3%	326
MANORCARE HEALTH SERVICES - VENICE		270	54	17%	324
HAINES CITY REHABILITATION AND NURSING CENTER		301	23	7%	324

# COVID-19: testing by laboratory

Data through Jan 29, 2021 verified as of Jan 30, 2021 at 09:25 AM

Data in this report are provisional and subject to change.

The numbers in the table below represent the number of Florida and non-Florida residents for whom test results were received by the Department of Health. A person can be tested by more than one laboratory and can have both positive and negative results. **Therefore, the sum of the numbers in each column will be larger than the total number of people tested.**

Reporting lab	Inconclusive	Negative	Positive	Percent positive	Total
LIFE CARE PONTE VEDRA INC		316	7	2%	323
Life Care Center of Ocala		278	44	14%	322
Bayside Care Center	1	299	20	6%	320
CORAL TRACE HEALTH CARE☐	2	313	5	2%	320
MIDWAY SPECIALTY CARE CENTER	3	203	113	35%	319
CARITHERS PEDIATRIC GROUP		281	37	12%	318
LITTLE PINE PEDIATRICS PLLC		269	48	15%	317
FLORIDA HOSPITAL HEARTLAND MED CTR LAKE PLACID		232	85	27%	317
SHORE ACRES CARE CENTER		282	35	11%	317
SOLARIS HEALTHCARE BAYONET POINT		302	14	4%	316
MEDFAST URGENT CARE CENTER		85	230	73%	315
GENESIS MEDICAL LABORATORY MIAMI FL.		83	230	73%	313
Quest Diag Unspecifd	1	181	131	42%	313
FAIRWAY OAKS CENTER LLC	6	301	6	2%	313
BREVARD HEALTH ALLIANCE		119	192	62%	311
FLORIDA DEPARTMENT OF HEALTH		274	37	12%	311
PALM GARDEN OF WEST PALM BEACH☐	4	290	15	5%	309
LIFEBRITE	1	125	182	59%	308
MEDEXPRESS LUTZ		3	305	99%	308
KEY WEST HEALTH AND REHAB	1	300	7	2%	308
PALM GARDEN OF ORLANDO		276	31	10%	307
STARKE FAMILY MEDICAL CENTER		244	62	20%	306
SEA BREEZE REHAB AND NURSING CENTER☐		296	8	3%	304
Destin Healthcare and Rehabilitation Center	1	267	36	12%	304
DELTONA HEALTH CARE		279	23	8%	302
EPN URGENT CARE		44	257	85%	301
Marshall Health and Rehabilitation Center		271	30	10%	301
CRONOS CLINICAL LABORATORY	22	191	87	29%	300
Palm Garden of Largo		297	3	1%	300
PruittHealth Panama City	1	236	62	21%	299
GOOD SAMARITAN SOCIETY-DAYTONA		284	14	5%	298
FLORIDA DEPARTMENT OF HEALTH IN LIBERTY COUNTY	2	206	89	30%	297
ROLLINS COLLEGE WELLNESS CENTER		130	167	56%	297
HEALTH FIRST ADVENTHEALTH CENTRA CARE - TITUSVILLE		56	241	81%	297
PHYSICIANS REGIONAL WALK-IN		185	112	38%	297
AVELLINO LAB USA, INC	1	283	12	4%	296
BUENA VISTA URGENT CARE		264	32	11%	296
AFC URGENT CARE		67	228	77%	295
LabCorp (Non-Interfaced)	1	119	174	59%	294
MANOR CARE OF BOYNTON BEACH LLC		269	24	8%	293
HARDEE MANOR HEALTH CARE CENTER	1	289	3	1%	293
LIFE CARE CENTER OF PALM BAY☐		284	9	3%	293
BAY VILLAGE OF SARASOTA INC		290	3	1%	293
OCEAN VIEW NURSING AND REHAB CENTER		279	14	5%	293
MOOSEHAVEN HEALTH CENTER		255	37	13%	292
NORTHWEST MEDICAL CENTER CLINICAL LABORATORY		175	117	40%	292
GANDY CROSSING CARE CENTER	1	276	13	4%	290



# COVID-19: testing by laboratory

Data through Jan 29, 2021 verified as of Jan 30, 2021 at 09:25 AM

Data in this report are provisional and subject to change.

The numbers in the table below represent the number of Florida and non-Florida residents for whom test results were received by the Department of Health. A person can be tested by more than one laboratory and can have both positive and negative results. **Therefore, the sum of the numbers in each column will be larger than the total number of people tested.**

Reporting lab	Inconclusive	Negative	Positive	Percent positive	Total
BOCA BIOLISTICS REFERENCE LABORATORY	2	185	103	36%	290
HARDEE COUNTY HEALTH DEPARTMENT		228	62	21%	290
FIRST CHOICE PEDIATRICS		212	78	27%	290
NORTH VISTA HOSPITAL LABORATORY		226	63	22%	289
PALM GARDEN OF GAINESVILLE	2	285	2	1%	289
FAMILY CARE PARTNERS OF NORTHEAST FLORIDA LLC		217	72	25%	289
ASCEND CLINICAL	2	235	52	18%	289
Bardmoor Oaks Healthcare and Rehabilitation Center		283	6	2%	289
BROWARD PARTNERSHIP	6	278	5	2%	289
ST LUCIE EMPLOYEE HEALTH & WELLNESS CENTER		285	4	1%	289
OSPREY LODGE		232	57	20%	289
AUBURN UNIVERSITY MEDICAL CLINIC		227	62	21%	289
DIAGNOSTIC & CLINICAL CARE SERVICES INC DBA		230	58	20%	288
BIOCEPT		270	16	6%	286
BROOKDALE FORT MYERS CYPRESS LAKE		285	1	0%	286
VILLAGE DOCTORS OF KEYSTONE		210	76	27%	286
ROSEWOOD HEALTH AND REHABILITATION CENTER		267	19	7%	286
LAKELAND REGIONAL HEALTH SYSTEMS INC		20	266	93%	286
SPECIALTY HEALTH AND REHABILITATION CENTER		260	25	9%	285
ATLANTIC SHORES NURSING AND REHAB CENTER	1	275	9	3%	285
SERENADES IN THE VILLAGES		231	54	19%	285
TIDEWELL HOSPICE INC		280	4	1%	284
SABAL DIRECT PRIMARY CARE, PA		230	54	19%	284
PruittHealth Santa Rosa		195	89	31%	284
ST JAMES HEALTH AND REHABILITATION CENTER		199	84	30%	283
CLINICAL ENTERPRISE, INC		265	18	6%	283
SPRINGTREE REHAB & HEALTH CARE CENTER		267	16	6%	283
ADVENTHEALTH CENTRA CARE TRINITY		250	33	12%	283
SIGNATURE HEALTHCARE OF NORTH FLORIDA		280	2	1%	282
KISSIMMEE FACILITY OPERATIONS LLC		262	20	7%	282
PINES OF SARASOTA		279	3	1%	282
VILLAGE DOCTORS FAMILY MEDICAL CENTER OF		224	57	20%	281
AVENTURA REHAB AND NURSING CENTER		275	5	2%	280
AVANTE AT LEESBURG INC		280			280
CHILDRENS CLINIC WEST FLORIDA PEDIATRICS		253	26	9%	279
BRIDGEWATER PARK HEALTH AND REHAB		257	22	8%	279
ARGO SENIOR LIVING AT HAVERHILL		262	17	6%	279
ORCHARD RIDGE CARE AND REHABILITATION CENTER		263	16	6%	279
SUN COUNTRY PEDIATRICS PLLC	7	245	26	9%	278
PRUITT HEALTH-SANTA ROSA		275	2	1%	277
AURORA DIAGNOSTICS BERNHARDT LABORATORIES PATHOLOGY SERVICE		190	87	31%	277
LUTHERAN HAVEN		267	8	3%	275
PIONEER CLINICAL LAB LLC		206	69	25%	275
Glades West Rehabilitation and Nursing Center		266	8	3%	274
Bay Breeze Senior Living and Rehabilitation Center		222	52	19%	274
CONSULATE HEALTH CARE OF SAFETY HARBOR		268	6	2%	274
LAKE EUSTIS HEALTH AND REHABILITATION CENTER		268	6	2%	274

# COVID-19: testing by laboratory

Data through Jan 29, 2021 verified as of Jan 30, 2021 at 09:25 AM

Data in this report are provisional and subject to change.

The numbers in the table below represent the number of Florida and non-Florida residents for whom test results were received by the Department of Health. A person can be tested by more than one laboratory and can have both positive and negative results. **Therefore, the sum of the numbers in each column will be larger than the total number of people tested.**

Reporting lab	Inconclusive	Negative	Positive	Percent positive	Total
SUNLAND MARIANNA COX MEDICAL CENTER		235	39	14%	274
WESTCHESTER GARDENS LIMITED PARTNERSHIP		269	5	2%	274
BOND CLINIC PA PEDIATRICS DEPT		244	30	11%	274
HOMESTEAD MANOR	2	232	40	15%	274
COLOR GENOMICS, INC.	2	266	6	2%	274
ST JUDE CHILDREN'S RESEARCH HOSPITAL		258	15	5%	273
SAINTS 120 LLC	1	237	34	13%	272
TAMARAC REHABILITATION & HEALTH CENTER		271	1	0%	272
QUALITOX LABORATORIES		105	167	61%	272
FL HUD DESTIN, LLC D/B/A GRAND BOULEVARD HEALTH		238	34	13%	272
REGENTS PARK OF BOCA RATON□		269	2	1%	271
Premier Place at The Glenview		260	8	3%	268
AMEERAH LABS, LLC	2	202	63	24%	267
PALMS REHABILITATION AND HEALTHCARE CENTER		242	24	9%	266
THE SPRINGS AT BOCA CIEGA BAY		257	9	3%	266
ADVENT HEALTH CENTRA CARE - ORMOND BEACH		113	153	58%	266
LIFE CARE CENTER OF WINTER HAVEN		248	18	7%	266
AVANTE AT MT DORA		262	3	1%	265
HEATHER HILL HEALTHCARE CENTER		223	42	16%	265
LAB DOCTOR		231	33	13%	264
BRISTOL AT TAMPA, THE	3	253	8	3%	264
The Care Center at Pinellas Park	1	254	8	3%	263
SAMANTHA WILSON CARE CENTER	3	251	9	3%	263
Rehabilitation Center for Park Place LLC		252	10	4%	262
SILVER CREEK SENIOR LIVING COMMUNITY		257	5	2%	262
renaissance health and rehabilitation center		245	17	6%	262
DAVID SCOTT MADWAR MD PA□		235	26	10%	261
ADVENTHEALTH EXPRESS CARE AT WALGREENS		218	43	16%	261
CLIFFORD CHESTER SIMS VA NURSING HOME		251	9	3%	260
RULEME CENTER	2	234	24	9%	260
PIONEER CLINICAL LAB, LLC		168	92	35%	260
ENCOMPASS HEALTH REHABILITATION HOSPITAL	8	242	10	4%	260
BEAR CREEK NURSING CENTER		255	4	2%	259
CONSULATE HEALTHCARE OF KISSIMMEE		247	12	5%	259
INTERNAL MEDICINE & PEDIATRICS OF TAMPA BAY PA		212	47	18%	259
QUICK CARE MED		205	53	21%	258
FLORIDA WOMAN CARE LABORATORY LLC		232	26	10%	258
REHABILITATION CENTER OF LAKE CITY, THE		229	28	11%	257
KENNEDY PAIN CLINIC GROUP LLC		230	27	11%	257
ROSEN MEDICAL CENTER		221	36	14%	257
JACKSON PLAZA NURSING & REHAB CENTER	5	246	6	2%	257
HEALTH PARK CARE CENTER		253	3	1%	256
ASSOCIATESMD MEDICAL GROUP INC		209	47	18%	256
RAINBOW PEDIATRIC CENTER PA		238	17	7%	255
PERSONALIZED GENETIC TESTING	1	162	92	36%	255
FLORIDA HEART & VASCULAR MULTISPECIALTY GROUP PA		174	81	32%	255
ELMHURST HOSPITAL CENTER	1	237	16	6%	254

# COVID-19: testing by laboratory

Data through Jan 29, 2021 verified as of Jan 30, 2021 at 09:25 AM

Data in this report are provisional and subject to change.

The numbers in the table below represent the number of Florida and non-Florida residents for whom test results were received by the Department of Health. A person can be tested by more than one laboratory and can have both positive and negative results. **Therefore, the sum of the numbers in each column will be larger than the total number of people tested.**

Reporting lab	Inconclusive	Negative	Positive	Percent positive	Total
NATIONS BEST FAMILY HEALTH CARE		93	161	63%	254
FG RAPID RESULTS	2	115	135	54%	252
LONGWOOD FAMILY PRACTICE		192	60	24%	252
SERANADES BY SONATA WEST ORANGE		223	29	12%	252
Solaris Healthcare Lake Bennet		220	32	13%	252
ORLANDO VA MEDICAL CENTER			251	100%	251
PROTEUS MOLECULAR AND CLINICAL LAB	1	148	102	41%	251
SHELL POINT VILLAGE MEDICAL CENTER		246	4	2%	250
TUSKAWILLA NURSING AND REHAB CENTER	2	240	7	3%	249
RIVERS FAMILY MEDICINE PA		181	68	27%	249
TALLAHASSEE NHHI LLC	1	221	27	11%	249
LAKE PARK OF MADISON		241	7	3%	248
BROOKDALE PADDOCK HILLS		246	2	1%	248
MANOR CARE OF NAPLES FL LLC		245	3	1%	248
ADDINGTON PLACE AT WELLINGTON GREEN		245	3	1%	248
Solaris HealthCare Imperial		240	7	3%	247
PEDIATRIC HEALTH CARE ALLIANCE, PA		224	22	9%	246
MARTIN MEMORIAL MEDICAL CENTER LAB		128	118	48%	246
ANCIENT CITY PEDIATRICS		232	14	6%	246
CARRINGTON PLACE OF ST PETE LLC		242	4	2%	246
Solaris Healthcare Coconut Creek		240	5	2%	245
NAPLES CHILDREN'S URGENT CARE		203	42	17%	245
BROWARD NURSING & REHABILITATION CTR	8	231	6	2%	245
MALABAR/ADVENT CENTRA CARE		48	196	80%	244
Fernandina Beach Rehabilitation and Nursing Center		242	2	1%	244
Heritage Healthcare at Tallahassee		239	5	2%	244
BAYA POINTE NURSING AND REHABILITATION		161	83	34%	244
ROSEWOOD HEALTHCARE & REHABILITATION CENTER		239	4	2%	243
BRENTWOOD RETIREMENT COMMUNITY	5	210	28	12%	243
HARBOURWOOD	1	238	4	2%	243
HCSO OCCUPATIONAL HEALTH AND WELLNESS CENTER		187	56	23%	243
ARCHER HEALTH VENTURES, LLC		217	25	10%	242
GOOD SAMARITAN CARES		236	5	2%	241
HOLIDAY CVS LLC DBA CVS/PHARMACY #0440		232	7	3%	239
FAMILY CARE PARTNERS OF NE FLORIDA LLC		174	64	27%	238
PALM GARDEN OF AVENTURA		236	2	1%	238
SILVERCREST HEALTH AND REHABILITATION CENTER	3	228	6	3%	237
BUREAU OF CLINICAL LABORATORIES		198	39	16%	237
Sunset Point Center		232	4	2%	236
DIGNITY HEALING, LLC		225	11	5%	236
REGENTS PARK AT AVENTURA		221	14	6%	235
BAY TREE CARE AND REHABILITATION CENTER		197	38	16%	235
Vi at Lakeside Village Skilled Nursing		230	5	2%	235
OAK HAMMOCK AT THE UNIVERSITY OF FLORIDA		229	6	3%	235
CROSS POINTE CARE CENTER	2	231	1	0%	234
SUNSHINE URGENT CARE LLC		152	81	35%	233
CHIPOLA HEALTH AND REHAB		216	17	7%	233

# COVID-19: testing by laboratory

Data through Jan 29, 2021 verified as of Jan 30, 2021 at 09:25 AM

Data in this report are provisional and subject to change.

The numbers in the table below represent the number of Florida and non-Florida residents for whom test results were received by the Department of Health. A person can be tested by more than one laboratory and can have both positive and negative results. **Therefore, the sum of the numbers in each column will be larger than the total number of people tested.**

Reporting lab	Inconclusive	Negative	Positive	Percent positive	Total
MEMPHIS PATHOLOGY LABORATORY	4	212	17	7%	233
CHAUTAUQUA REHABILITATION AND NURSING CENTER		224	9	4%	233
URGENT CARE EXPRESS LLC		1	231	100%	232
ST CATHERINE'S WEST REHABILITATION HOSPITAL		220	12	5%	232
ABSOLUTE GENOMICS	1	156	75	32%	232
TERRACES OF LAKE WORTH CARE CENTER□		219	12	5%	231
BAPTIST PRIMARY CARE, INC		214	17	7%	231
ManorCare Health Services-Palm Harbor	1	229			230
AVECINA MOBILE		118	112	49%	230
UNIVERSITY OF TAMPA STUDENT HEALTH AND SHC CLINICAL LABORATORY		85	144	63%	229
MOLECULAR TESTING LABS		179	50	22%	229
SOUTHWEST ORLANDO FAMILY MEDICINE, PL		184	44	19%	228
TIERRA PINES CENTER		217	11	5%	228
AMERICAN HOUSE SENIOR LIVING		183	45	20%	228
PRO HEALTH		74	153	67%	227
LYNN HAVEN SPORTS COMPLEX-WALKON CLINIC		21	206	91%	227
MANDARIN PEDIATRICS		209	18	8%	227
TGH		1	226	100%	227
ACCURATE DIAGNOSTIC LABS, INC		212	14	6%	226
PARKS HEALTHCARE & REHABILITATION CTR	4	211	10	4%	225
EDGEWATER AT WATERMAN VILLAGE,THE		210	15	7%	225
STEWART SEBASTIAN RIVER MEDICAL CENTER		187	37	17%	224
Lakewood Nursing Center		195	29	13%	224
VETERANS AFFAIRS MEDICAL CENTER - MIAMI		1	223	100%	224
USA HEALTH UNIVERSITY HOSPITAL CLINICAL LABORATORY	1	218	5	2%	224
COMMUNITY HEALTH AND REHABILITATION CENTER		173	50	22%	223
WESTWOOD HEALTHCARE SNF		185	38	17%	223
Parkview Rehabilitation Center at Winter Park		218	5	2%	223
PEDIATRICS BY THE SEA		216	7	3%	223
LEHIGH VALLEY GENOMICS			223	100%	223
W FRANK WELLS NURSING HOME		195	27	12%	222
MIAMI JEWISH HEALTH SYSTEMS, INC	1	212	8	4%	221
FORT MYERS REHABILITATION AND NURSING CENTER		196	25	11%	221
ABBOTT LABORATORIES		142	78	35%	220
Boynton Beach Rehabilitation Center	2	213	4	2%	219
WOOD LAKE HEALTH AND REHABILITATION CENTER		219			219
FLORIDA CLINICAL LABORATORY-BIOREFERENCE LABORATORIES		72	147	67%	219
OCALA FAMILY MEDICAL CENTER INC	1	178	40	18%	219
ADVANCED AMBULATORY SURGERY CENTER		207	11	5%	218
Chatsworth at PGA National, LLC		209	9	4%	218
LAKE PORT SQUARE		200	17	8%	217
THE MANOR AT CARPENTERS		185	32	15%	217
HAVEN OF OUR LADY OF PEACE INC		209	8	4%	217
FLOMEDILAB		20	197	91%	217
ST. CLOUD REGIONAL MEDICAL CENTER		199	17	8%	216
FELLOWSHIP HOME AT THE FAIRWAY LLC		210	6	3%	216
ESTERO ISLAND MEDICAL CENTER		176	40	19%	216



# COVID-19: testing by laboratory

Data through Jan 29, 2021 verified as of Jan 30, 2021 at 09:25 AM

Data in this report are provisional and subject to change.

The numbers in the table below represent the number of Florida and non-Florida residents for whom test results were received by the Department of Health. A person can be tested by more than one laboratory and can have both positive and negative results. **Therefore, the sum of the numbers in each column will be larger than the total number of people tested.**

Reporting lab	Inconclusive	Negative	Positive	Percent positive	Total
ADVENTHEALTH EXPRESS CARE AT WALGREENS 49TH STREET		175	41	19%	216
Consulate Health Care of North Fort Myers		203	12	6%	215
GATEWAY/ADVENT CENTRA CARE	1	24	189	88%	214
BLOCK, NATION, CHASE, AND SMOLEN FAMILY MEDICINE		157	57	27%	214
Lake Port Square Health Center		198	15	7%	213
ADVENTHEALTH MEDICAL GROUP PROMPT CAR	1	143	69	32%	213
POCONO MEDICAL CENTER		212			212
PCB CLINIC		167	45	21%	212
BAPTIST PRIMARY CARE INC	1	188	23	11%	212
Avante at Inverness		212			212
CONSULATE HEALTH CARE OF WINTER HAVEN		209	3	1%	212
ORANGE COUNTY HEALTH DEPT		201	11	5%	212
SUNRISE DIAGNOSTIC LABORATORY		158	53	25%	211
FRICKS PHARMACY		158	53	25%	211
PEDIATRICS IN BREVARD PA		188	23	11%	211
RIVERWOOD HEALTH NH LLC		172	39	18%	211
PEDIATRIC ASSOCIATES OF OCALA PA		185	26	12%	211
AVON PARK PEDIATRICS INC	3	187	20	10%	210
Avante at Orlando		207	3	1%	210
EXCEL PEDIATRICS		168	41	20%	209
THE PALACE NURSING AND REHABILITATION CENTER		209			209
AZALEA TRACE		196	13	6%	209
SIGNATURE HEALTHCARE AT THE COURTYARD		162	47	22%	209
Taylor Care Center		204	5	2%	209
AMBULATORY SURGERY CENTER OF BOCA RATON LTD		207	1	0%	208
ASCENSION MEDICAL GROUP		3	205	99%	208
HOMESTEAD VILLAGE		203	5	2%	208
Cross Gardens Care Center		207	1	0%	208
DOCTORS MEMORIAL FAMILY MEDICINE	2	142	63	30%	207
ADVENT HEALTH - ORLANDO		151	55	27%	206
VITAS HEALTHCARE CORPORATION		203	3	1%	206
KINDRED HOSPITAL	7	194	4	2%	205
CYPRESS COVE		198	6	3%	204
FULGENT GENETICS	2	163	39	19%	204
AMERICAN FINNISH NURSING HOME	1	197	5	2%	203
HOLLEY NAVARRE MEDICAL CLINIC		145	58	29%	203
Solaris Senior Living North Naples ALF		194	9	4%	203
PAVILION FOR HEALTHCARE, THE		201	2	1%	203
POLK COUNTY HEALTH DEPARTMENT		178	24	12%	202
HEALTH FIRST - HOLMES REGIONAL MEDICAL CENTER		32	170	84%	202
CENTERSTONE OF FLORIDA☐		188	14	7%	202
PATHGROUP LABS LLC		97	105	52%	202
SUPERIOR RESIDENCES OF PANAMA CITY BEACH		195	6	3%	201
Governors Creek Health and Rehabilitation	1	198	2	1%	201
CORAL REEF NURSING & REHABILITATION CENTER		199	2	1%	201
VAMC WEST PALM LAB		5	196	98%	201
Orchid Cove at Sarasota		199	1	1%	200

# COVID-19: testing by laboratory

Data through Jan 29, 2021 verified as of Jan 30, 2021 at 09:25 AM

Data in this report are provisional and subject to change.

The numbers in the table below represent the number of Florida and non-Florida residents for whom test results were received by the Department of Health. A person can be tested by more than one laboratory and can have both positive and negative results. **Therefore, the sum of the numbers in each column will be larger than the total number of people tested.**

Reporting lab	Inconclusive	Negative	Positive	Percent positive	Total
AMERICAN MEDICAL RESPONSE		196	4	2%	200
TRENTON MEDICAL CENTER INC DBA PALMS MEDICAL GROUP	4	140	55	28%	199
WIREGRASS DIRECT PRIMARY CARE PLLC□		168	31	16%	199
ELMCROFT PINECREST	1	181	17	9%	199
JAMES A HALEY VETERANS HOSPITAL			199	100%	199
SOLARIS SENIOR LIVING VERO BEACH		192	7	4%	199
Life Care Center at Inverrary		196	3	2%	199
ADVENT HEALTH - CARROLLWOOD	4	169	25	13%	198
DEPARTMENT OF HEALTH & HUMAN SERVICES		198			198
ATLANTIC URGENT CARE		134	64	32%	198
Life Care Center of Punta Gorda	1	186	11	6%	198
FLORIDA HEALTH CARE PLANS			197	100%	197
JACKSONVILLE KIDS PEDIATRICS, PLLC		172	25	13%	197
OKEECHOBEE COUNTY HEALTH DEPT	1	127	69	35%	197
WASHINGTON REHAB AND NURSING		188	9	5%	197
FHMG FLORIDA HOSPITAL MEDICAL GROUP		169	28	14%	197
GLENRIDGE ON PALMER RANCH,THE		190	7	4%	197
PORT SAINT LUCIE HOSPITAL		187	9	5%	196
NORTH FLORIDA PEDIATRICS - MARIANNA		160	36	18%	196
FLORIDA KEYS PEDIATRICS & ADOLESCENT CENTER		185	10	5%	195
LAUREL POINT CARE ACQUISITION LLC DBA SANDGATE GARDENS REHAB AND NURSI		171	24	12%	195
FIRST CHOICE PRIMARY CARE		151	44	23%	195
Crossbreeze care center		193	2	1%	195
MACTOWN, INC		194	1	1%	195
Coastal Health and Rehabilitation Center		187	8	4%	195
San Jose Health & Rehabilitation		191	3	2%	194
FORT PIERCE HEALTH CARE		189	5	3%	194
LASER & SURGERY CENTER OF THE PALM BEACHES□		193	1	1%	194
ABBIEJEAN RUSSELL CARE CENTER□		194			194
HOLISTIX TREATMENT CENTERS		187	6	3%	193
CHIPOLA MEDICAL ASSOCIATES, LLC		133	60	31%	193
Bayside Health and Rehabilitation		164	29	15%	193
JOHNS HOPKINS ALL CHILDREN'S HOSPITAL		158	35	18%	193
NSPIRE HEALTHCARE LAUDERHILL		186	6	3%	192
Nspire Health Care Kendall		182	10	5%	192
NORTH FLORIDA PEDIATRICS PA - DUVAL		167	25	13%	192
HEALTH LINK DIAGNOSTIC LABORATORIES		182	9	5%	191
ADVENTHEALTH EXPRESS CARE AT		142	49	26%	191
BAYVIEW CENTER		187	4	2%	191
LAKESIDE NEUROLOGIC		180	9	5%	189
CYPRESS POINT LIVING, LLC		175	14	7%	189
ONESTOP MEDICAL AND URGENT CARE LLC		151	37	20%	188
UCC - WELLINGTON		1	187	99%	188
OCEAN REEF MEDICAL CENTER		150	38	20%	188
TAVARES PEDIATRICS		158	30	16%	188
NEO GENOMICS - FORT MYERS	1	181	6	3%	188
WOMEN'S CARE FLORIDA LABORATORY		183	5	3%	188



# COVID-19: testing by laboratory

Data through Jan 29, 2021 verified as of Jan 30, 2021 at 09:25 AM

Data in this report are provisional and subject to change.

The numbers in the table below represent the number of Florida and non-Florida residents for whom test results were received by the Department of Health. A person can be tested by more than one laboratory and can have both positive and negative results. **Therefore, the sum of the numbers in each column will be larger than the total number of people tested.**

Reporting lab	Inconclusive	Negative	Positive	Percent positive	Total
SARNO EXTENDED HOURS		124	63	34%	187
ARCPPOINT LABS OF ST PETERSBURG		118	69	37%	187
Consulate Healthcare of West Palm Beach		173	14	7%	187
CONSULATE HEALTH CARE OF MELBOURNE		184	3	2%	187
DISCOVERY VILLAGE AT MELBOURNE		166	20	11%	186
PLANTATION NURSING & REHAB CENTER		186			186
BOND CLINIC, PA		131	55	30%	186
LIFE CARE CENTER OF PORT ST. LUCIE		178	8	4%	186
TRINITY REGIONAL REHAB CENTER		170	15	8%	185
LAKE VIEW CARE CENTER AT DELRAY		179	6	3%	185
ADVENT HEALTH CENTRA CARE - DAYTONA BEACH		93	92	50%	185
ADVENT		172	13	7%	185
24/7 PEDIATRIC CARE CENTERS INC		167	18	10%	185
BOCA RATON REHABILITATION CENTER	4	178	3	2%	185
INN AT ASTON GARDENS, THE		178	7	4%	185
Whispering Oaks	9	153	23	12%	185
ANTHEM LAKES LLC		151	34	18%	185
FINLAY CLINICAL LABORATORY INC		36	148	80%	184
WATERMARK LAKE POINTE WOODS LLC		166	18	10%	184
BAYFRONTVENICEREGIONAL		170	14	8%	184
ST. JAMES BAY HEALTH AND REHABILITATION CENTER		183	1	1%	184
MAGNOLIA FAMILY URGENT CARE		158	26	14%	184
ADVENT HEALTH CENTRA CARE - WESLEY CHAPEL		13	170	93%	183
CONEY ISLAND HOSPITAL		175	7	4%	182
NIGHT LITE PEDIATRICS WINTER GARDEN		144	38	21%	182
WHITE WILSON MEDICAL IMMEDIATE CARE NICEVILLE		1	180	99%	181
ST MARK VILLAGE		177	4	2%	181
ARBOR FACILITY INC		181			181
NADAL PEDIATRICS - VICTORIA STREET (3385)		153	28	15%	181
TARPON POINT NURSING AND REHABILITATION CENTER		177	3	2%	180
STATMED QUICK QUALITY CLINIC AT NORTH PINELLAS		65	114	64%	179
BAPTIST HEALTH PRIMARY CARE	1	134	43	24%	178
PALM BEACH PEDIATRICS PA	2	159	17	10%	178
BORLAND GROOVER CLINIC	1	145	31	18%	177
ADVENT HEALTH CENTRA CARE - CARROLLWOOD		5	172	97%	177
Life Care Center of Sarasota		165	11	6%	176
DE LUNA HEALTH AND REHABILITATION CENTER		155	21	12%	176
PADDOCK RIDGE		173	3	2%	176
Emory L Bennett State Veterans Nursing Home		173	3	2%	176
Surrey Place Healthcare and Rehabilitation		174	2	1%	176
FLORIDA HEALTH CARE PLAN INC		2	174	99%	176
Heritage Park Rehabilitation & Healthcare		159	17	10%	176
OAKBROOK HEALTH AND REHABILITATION CENTER	1	160	14	8%	175
THE RESIDENCE AT TIMBER PINES	4	147	24	14%	175
Cross Terrace REhabitation		173	1	1%	174
The Inn at Sarasota Bay Club		172	2	1%	174
Consulate Health Care of St. Petersburg		174			174

# COVID-19: testing by laboratory

Data through Jan 29, 2021 verified as of Jan 30, 2021 at 09:25 AM

Data in this report are provisional and subject to change.

The numbers in the table below represent the number of Florida and non-Florida residents for whom test results were received by the Department of Health. A person can be tested by more than one laboratory and can have both positive and negative results. **Therefore, the sum of the numbers in each column will be larger than the total number of people tested.**

Reporting lab	Inconclusive	Negative	Positive	Percent positive	Total
ORLANDO HEALTH EMERGENCY DEPARTMENT		163	11	6%	174
KR at Hillsborough Lakes/Lutz Healthcare		169	5	3%	174
Heartland Healthcare of Ft. Myers	1	173			174
MEDICAL CONSULTANTS OF FLORIDA LLC	1	142	31	18%	174
ASTON GARDENS AT PELICAN MARSH		169	5	3%	174
GEORGIA DEPARTMENT OF PUBLIC HEALTH	1	5	167	97%	173
EVENT MED SERVICES LABORATORY		170	3	2%	173
HERITAGE HEALTHCARE AND REHABILITATION CENTER		171	1	1%	172
HUNT CLUB PEDIATRIC ASSOCIATES, P.A.		142	29	17%	171
CANTERFIELD OF CLAY COUNTY		134	37	22%	171
Concordia Village of Tampa AL		167	4	2%	171
The Waterford		168	2	1%	170
FAMILY EXPRESS URGENT CARE			170	100%	170
COLONY CLUB ALF,THE		157	13	8%	170
WALGREENS 10670		151	18	11%	169
ADVENT HEALTH CARE CENTER		160	9	5%	169
EMERITUS AT NAPLES	2	167			169
GOOD SAMARITAN SOCIETY OF DELAND		159	10	6%	169
ALLSOUTH URGENT CARE		6	162	96%	168
PANAMA CITY DEVELOPMENTAL CENTER□		168			168
CORAL GABLES NURSING & REHABILITATION CENTER		159	9	5%	168
ALL SEASONS NAPLES LLC□		164	4	2%	168
VETERANS AFFAIRS ORLANDO VA MEDICAL CENTER			167	100%	167
URGENT CARE OF THE PALM BEACHES, NORTH PALM BEACH			167	100%	167
HOSPITAL FOR SPECIAL SURGERY		165	2	1%	167
CANTERFIELD OF OCALA, LLC		156	11	7%	167
EDGEWOOD NURSING CENTER		159	7	4%	166
ADVENT HEALTH CENTRA CARE - TEMPLE TERRACE	1	103	62	37%	166
LAB CORP	1	94	71	43%	166
BARTON HEALTH ALLIANCE		131	34	21%	165
ROSECASTLE OF CITRUS		135	29	18%	164
PRIMECARE OF DOTHAN		114	50	30%	164
MATHISON RETIREMENT COMMUNITY, INC	1	155	8	5%	164
ADVENT HEALTH - LAKE NONA		139	24	15%	163
TRI COUNTY NURSING HOME		162	1	1%	163
TUSCAN GARDENS OF VENETIA MANAGEMENT COMPANY		150	13	8%	163
DOCTORS MEMORIAL HOSPITAL		44	119	73%	163
PALM HARBOR FAMILY PRACTICE & WALK-IN		117	46	28%	163
BRADENTON HEALTH CARE		163			163
OSPREY VILLAGE AT AMELIA ISLAND LTD		155	8	5%	163
PATRIOT MEDICAL LABORATORIES		156	6	4%	162
SOMERBY LAKE NONA		154	7	4%	161
BENDERSON FAMILY SKILLED NURSING AND□		144	17	11%	161
YOUR FAMILY WALK-IN CLINIC		13	148	92%	161
SARAPATH DIAGNOSTICS		65	96	60%	161
AMA MEDICAL GROUP LLC		134	27	17%	161
KEYSTONE REHAB		160			160

# COVID-19: testing by laboratory

Data through Jan 29, 2021 verified as of Jan 30, 2021 at 09:25 AM

Data in this report are provisional and subject to change.

The numbers in the table below represent the number of Florida and non-Florida residents for whom test results were received by the Department of Health. A person can be tested by more than one laboratory and can have both positive and negative results. **Therefore, the sum of the numbers in each column will be larger than the total number of people tested.**

Reporting lab	Inconclusive	Negative	Positive	Percent positive	Total
FIRST CHOICE PEDIATRICS SEMORAN		80	80	50%	160
VIERA MANOR ASSISTED LIVING RESIDENCE		153	7	4%	160
GREENBRIAR REHABILITATION AND NURSING CENTER	1	159			160
DISCOVERY VILLAGE AT NAPLES		142	17	11%	159
ARCADIA HEALTH AND REHABILITATION CENTER		100	59	37%	159
WALGREENS 3173		146	13	8%	159
NO FLORIDA PEDIATRICS, PA		135	24	15%	159
AMELIA MEDICAL CARE		16	142	90%	158
WUESTHOFF REF LABORATORY			158	100%	158
ST PETERSBURG PEDIATRICS-PARK BLVD		138	19	12%	157
MEDIPATH LLC		2	154	99%	156
Englewood Healthcare and Rehab		141	15	10%	156
BEACON AT GULF BREEZE, THE	2	147	7	4%	156
LCS SANDHILL COVE LLC DBA	4	145	7	4%	156
TIMBERRIDGE NURSING HOME & REHAB		123	33	21%	156
BARKLEY PLACE	1	150	4	3%	155
COCOA BEACH/ADVENT CENTRA		41	114	74%	155
PRUITT HEALTH		153	2	1%	155
EXOSOME DIAGNOSTICS	1	137	17	11%	155
SANDY PINES	2	135	18	12%	155
JACKSONVILLE NURSING AND REHAB CENTER		149	6	4%	155
EDWARD J HEALEY REHAB & NURSING CENTER		155			155
DIAMOND RIDGE		147	7	5%	154
WOODBIDGE FACILITY INC		150	4	3%	154
US MEDICAL CARE, INC		137	17	11%	154
LAKEVIEW INTERNAL MEDICINE		103	51	33%	154
PALMETTTO FACILITY INC	1	153			154
CITRUS HEALTH AND REHAB		128	26	17%	154
TUSCAN GARDENS OF PALM COAST		151	3	2%	154
UNIVERSITY OF TAMPA INC, THE		153			153
ARDEN COURTS OF LARGO FL, LLC		140	13	8%	153
CAYUGA MEDICAL CENTER AT ITHACA		148	4	3%	152
WATSON THERAPEUTICS INC		142	10	7%	152
PONTE VEDRA GARDENS		151	1	1%	152
FAWCETT MEMORIAL HOSPITAL-LAB		39	113	74%	152
CSL PLASMA		29	123	81%	152
UNIVERSITY OF MIAMI		27	124	82%	151
BIO-TECH CLINICAL LABORATORIES INC		128	23	15%	151
MIRACLE HILL NURSING & REHABILITATION CENTER INC		146	5	3%	151
VI AT BENTLEY VILLAGE HOME CARE		151			151
MEADOWCREST FAMILY PHYSICIANS		92	59	39%	151
LEESBURG PEDIATRICS		140	11	7%	151
MID FLORIDA PATHOLOGY LLC MOBILE UNIT #4		102	48	32%	150
GENE BY GENE		61	89	59%	150
GUEST HOUSE OCALA, THE		147	3	2%	150
ZON BEACHSIDE LLC☐		122	27	18%	149
LA MER NH LLC☐		145	4	3%	149

# COVID-19: testing by laboratory

Data through Jan 29, 2021 verified as of Jan 30, 2021 at 09:25 AM

Data in this report are provisional and subject to change.

The numbers in the table below represent the number of Florida and non-Florida residents for whom test results were received by the Department of Health. A person can be tested by more than one laboratory and can have both positive and negative results. **Therefore, the sum of the numbers in each column will be larger than the total number of people tested.**

Reporting lab	Inconclusive	Negative	Positive	Percent positive	Total
BAY VUE NURSING AND REHABILITATION CENTER		139	10	7%	<b>149</b>
PRECISION HEALTH RESOURCES, LLC	1	133	15	10%	<b>149</b>
SUWANNEE VALLEY NURSING CENTER		137	11	7%	<b>148</b>
Chatham Glen Healthcare and Rehabilitation Center		143	5	3%	<b>148</b>
PRECISION GENETICS, INC		144	4	3%	<b>148</b>
GRACE PEDIATRICS		122	25	17%	<b>147</b>
ST ANTHONYS REHABILITATION HOSPITAL	7	138	2	1%	<b>147</b>
GOLD CHOICE SENIOR COMMUNITIES		107	40	27%	<b>147</b>
ROSECASTLE OF ZEPHRHILLS		145	2	1%	<b>147</b>
REFUAH HEALTH CENTER LABORATORY		140	7	5%	<b>147</b>
ARTHREX MEDICAL CENTER		48	97	67%	<b>145</b>
SEAGRASS VILLAGE FLEMING ISLAND		110	35	24%	<b>145</b>
NEW YORK CITY DEPARTMENT OF HEALTH & MENTAL		117	28	19%	<b>145</b>
REGENCY CARE OF BLOUNTSTOWN LLC		135	10	7%	<b>145</b>
NCRNC INC		140	4	3%	<b>144</b>
DOCTORS MEMORIAL FAMILY PRACTICE	2	109	33	23%	<b>144</b>
GLADES HEALTH CARE CENTER		140	3	2%	<b>143</b>
JEFFERY WEINZWEIG		2	141	99%	<b>143</b>
PALM BEACH COUNTY HEALTH DEPT LAB	4	133	6	4%	<b>143</b>
Quail Run Health Care Center		143			<b>143</b>
ST PETERSBURG PEDIATRICS-SEMINOLE BLVD		115	28	20%	<b>143</b>
LUIS A GHIGLINO MD PA		137	5	4%	<b>142</b>
ADVENTHEALTH CENTRA CARE PONCIANA	1	81	60	42%	<b>142</b>
MOBILE INFIRMARY MED CENTER PATH LAB		127	15	11%	<b>142</b>
Sunnyside Nursing Home		139	3	2%	<b>142</b>
BRIGHTON EGGERT PHARMACY INC		137	5	4%	<b>142</b>
PORT ST LUCIE REHABILITATION AND HEALTHCARE		98	43	30%	<b>141</b>
UNITED CLINICAL LABORATORIES		132	9	6%	<b>141</b>
NOVARI CARE LLC		97	44	31%	<b>141</b>
VENICE REGIONAL BAYFRONT HEALTH (PULMONARY)		126	15	11%	<b>141</b>
NORTH FLORIDA INTERNAL MEDICINE PA		107	33	24%	<b>140</b>
WRIGHTS HEALTH CARE AND REHABILITATION CENTER		110	30	21%	<b>140</b>
SOUTH BALDWIN REGIONAL MEDICAL CENTER		131	8	6%	<b>139</b>
Gulf Coast Healthcare (Longwood Health and Rehab		118	21	15%	<b>139</b>
ADVANCED MEDICAL GROUP		1	137	99%	<b>138</b>
VILLAGES REGIONAL HOSPITAL SURGERY CENTER LLC, THE		110	28	20%	<b>138</b>
The Crossroads		137	1	1%	<b>138</b>
MORSELIFE MEMORY CARE RESIDENCE		132	6	4%	<b>138</b>
AMERICAN PATHOLOGY PARTNERS		136	2	1%	<b>138</b>
MANOR AT BLUEWATER BAY		131	6	4%	<b>137</b>
PLANT CITY PEDIATRICS		113	24	18%	<b>137</b>
PPC-LAB EDI ORCHARD BI		129	8	6%	<b>137</b>
MILLENNIUM LAB SERVICES			137	100%	<b>137</b>
FAMILY EXTENDED CARE OF CENTRAL TAMPA		120	17	12%	<b>137</b>
ADVENT HEALTH CENTRA CARE - CITRUS PARK		9	128	93%	<b>137</b>
LABORATORY OF FLORIDA		83	53	39%	<b>136</b>
ADVENT HEALTH CENTRA CARE - ORANGE CITY	1	53	82	60%	<b>136</b>

# COVID-19: testing by laboratory

Data through Jan 29, 2021 verified as of Jan 30, 2021 at 09:25 AM

Data in this report are provisional and subject to change.

The numbers in the table below represent the number of Florida and non-Florida residents for whom test results were received by the Department of Health. A person can be tested by more than one laboratory and can have both positive and negative results. **Therefore, the sum of the numbers in each column will be larger than the total number of people tested.**

Reporting lab	Inconclusive	Negative	Positive	Percent positive	Total
SUNNY HILLS ALF OF SEBRING INC		124	11	8%	135
IRL MARKET LAB ALACHUA		104	31	23%	135
ADVENT HEALTH CENTRA CARE - DELAND		28	107	79%	135
GRAVITY DIAGNOSTICS, LLC		36	99	73%	135
POINTE, THE		115	19	14%	134
ADVANCED MEDICAL CENTER		86	48	36%	134
FHMG-FLORIDA HOSPITAL MEDICAL GROUP		112	22	16%	134
DAYSPRING VILLAGE		112	22	16%	134
LAKEVIEW TERRACE RETIREMENT COMMUNITY		117	16	12%	133
NATURE COAST MEDICAL GROUP		53	80	60%	133
PROVIDENCE HOSPITAL LABORATORY		125	8	6%	133
FORT WALTON REHABILITATION CENTER		96	37	28%	133
GRAVITY DIAGNOSTICS		45	87	66%	132
AFTER HOURS PEDIATRICS INC	1	1	130	98%	132
PINNACLES PEDS CARE PA		132			132
CHILDREN MED CARE INC		113	19	14%	132
BROOKDALE OF SPRING HILL	8	123	1	1%	132
THE REHABILITATION CENTER OF LAKE CITY		127	5	4%	132
OAKS OF KISSIMMEE HEALTH AND REHABILITATION CENTER		129	3	2%	132
LONGWOOD HEALTH AND REHABILITATION CENTER		125	6	5%	131
DAIRY ROAD URGENT CARE		70	61	47%	131
LabCorp L#09258090 M#09258105		73	58	44%	131
INTEGRATED REGIONAL LABORATORIES		119	12	9%	131
WIMAUMA COMMUNITY HEALTH CENTER		102	29	22%	131
MACCLENNY NURSING AND REHAB		115	16	12%	131
THE WELLNESS CENTER AT LAKEWOOD RANCH		43	88	67%	131
BAY EDUCATORS WELLNESS CENTER		77	53	41%	130
WEDGEWOOD HEALTHCARE CENTER		90	40	31%	130
DOCTOR'S IN HOUSE LABORATORY		18	112	86%	130
SPRINGS AT LAKE POINTE WOODS		128	2	2%	130
ANGELS DIAGNOSTIC GROUP		102	27	21%	129
BAY COUNTY SHERIFFS OFFICE JAIL FACILITY		114	15	12%	129
BMHSI-AEL MICROBIOLOGY LABORATORY	2	102	25	19%	129
CENTRACARE		17	112	87%	129
TRI-COUNTY NURSING HOME		117	11	9%	128
PEDIATRICS OF GREATER ORLANDO		113	15	12%	128
ARDEN COURTS OF TAMPA		127	1	1%	128
WORKPLACE SCREENING INTELLIGENCE			128	100%	128
CORE BIO LABS		76	51	40%	127
FARAH MEDICAL		118	9	7%	127
GESSLER CLINIC PA		98	29	23%	127
BROOKDALE ORANGE PARK		126	1	1%	127
PALMS MEDICAL GROUP HIGH SPRINGS		103	23	18%	126
PHYSICIANS REGIONAL MEDICAL CENTER - PINE RIDGE		19	107	85%	126
COASTAL INTERNAL MEDICINE		95	31	25%	126
HILLSBOROUGH COUNTY DEVELOPMENTAL CTR	1	117	8	6%	126
STERLING HOUSE OF DELAND		125	1	1%	126



# COVID-19: testing by laboratory

Data through Jan 29, 2021 verified as of Jan 30, 2021 at 09:25 AM

Data in this report are provisional and subject to change.

The numbers in the table below represent the number of Florida and non-Florida residents for whom test results were received by the Department of Health. A person can be tested by more than one laboratory and can have both positive and negative results. **Therefore, the sum of the numbers in each column will be larger than the total number of people tested.**

Reporting lab	Inconclusive	Negative	Positive	Percent positive	Total
REGENCY PARK		108	18	14%	126
QUICK CARE MED LLC	1	113	12	10%	126
CHARTER SENIOR LIVING OF PANAMA CITY BEACH		105	20	16%	125
FOUNTAIN INN NURSING & REHABILITATION CTR, INC		119	6	5%	125
CLARE BRIDGE OF SARASOTA		124	1	1%	125
VILLAGE PLACE NH LLC		100	24	19%	124
MV MEDICAL PRACTICE DBA PRIMARY URGENT CARE		117	7	6%	124
LIFE CARE CENTER OF ALTAMONTE SPRINGS		102	22	18%	124
THE CLUB AND REHABILITATION CENTER		123	1	1%	124
SOUTH CAMPUS FACILITY INC		119	5	4%	124
THE ARLINGTON OF NAPLES INC.		121	3	2%	124
WALGREENS 6221		110	14	11%	124
CROSSWINDS HEALTH AND REHABILITATION CENTER		124			124
ISLAND HEALTH AND REHABILITATION CENTER		122	1	1%	123
ARBOR GLEN AT ARBOR TRACE	2	112	9	7%	123
MANOR CARE OF PALM HARBOR		122	1	1%	123
SONATA COCONUT CREEK	2	98	22	18%	122
WESLEY HAVEN VILLA	1	113	8	7%	122
ALL FLORIDA FAMILY AND SPORTS MEDICINE		108	14	11%	122
Hampton Court Nursing and Rehabilitation Center		121	1	1%	122
ADVENT HEALTH CENTRA CARE - BRANDON		31	91	75%	122
STEWART MEDICAL GROUP		34	88	72%	122
SHOAL CREEK REHABILITATION CENTER		80	42	34%	122
PARKVIEW HEALTH		121			121
QUEENS HOSPITAL CENTER		114	7	6%	121
COQUINA CENTER		118	3	2%	121
MEYER PEDIATRICS		107	13	11%	120
PROVISTA DIAGNOSTICS, INC		117	3	3%	120
URGENT CARE TCMA			120	100%	120
ADVENTHEALTH HOSPICE CARE CENTRAL FLORIDA		120			120
Nemours Children's Urgent Care		80	40	33%	120
Lakeside Nursing and Rehabilitation Center	1	94	25	21%	120
BOSTON RED SOX CLUB LP		117	2	2%	119
PALMS FACILITY INC		104	15	13%	119
GULF COAST MEDICAL CENTER		116	3	3%	119
ALTAMONTE MD			119	100%	119
PENSACOLA PEDIATRICS, PA		103	16	13%	119
FOUNTAINS OF HOPE LLC, THE		118	1	1%	119
MATHISON RETIREMENT COMMUNITY		114	5	4%	119
COASTAL HEALTH AND REHAB		110	8	7%	118
RDX BIOSCIENCE		60	58	49%	118
FLORIDA DEPARTMENT OF HEALTH IN LAKE COUNTY	1	76	41	35%	118
DOLPHIN POINTE HEALTH CARE LLC		101	17	14%	118
CARENOW URGENT CARE - LAKE MARY			118	100%	118
Avante at Melbourne		116	1	1%	117
WHITE-WILSON MEDICAL CENTER - FORT WALTON BEACH		112	5	4%	117
WILLOW BROOKE COURT AT AZALEA TRACE		117			117



# COVID-19: testing by laboratory

Data through Jan 29, 2021 verified as of Jan 30, 2021 at 09:25 AM

Data in this report are provisional and subject to change.

The numbers in the table below represent the number of Florida and non-Florida residents for whom test results were received by the Department of Health. A person can be tested by more than one laboratory and can have both positive and negative results. **Therefore, the sum of the numbers in each column will be larger than the total number of people tested.**

Reporting lab	Inconclusive	Negative	Positive	Percent positive	Total
NEIGHBORHOOD MEDICAL CENTER		112	5	4%	117
SONATA DELRAY BEACH		109	8	7%	117
BELVEDERE COMMONS OF FORT WALTON BEACH		107	9	8%	116
LEE COUNTY SCHOOL DISTRICT	1	108	7	6%	116
KINDRED HOSPITAL THE PALM BEACHES		110	5	4%	115
RITECARE MEDICAL CENTER		68	47	41%	115
RDV SPORTSPLEX PEDIATRICS		95	20	17%	115
MINUTECLINIC DIAGNOSTIC OF RHODE ISLAND, LLC #729		111	4	3%	115
HEARTLAND PEDIATRICS OF LAKE PLACID PA		99	16	14%	115
HUNT CLUB PEDIATRIC ASSOCIATES PA		62	53	46%	115
SUNFLOWER SPRINGS ASSISTED LIVING		105	10	9%	115
POMPANO REHABILITATION AND NURSING CTR		114			114
MILLER BIOCONNECT		95	19	17%	114
SURREY PLACE CARE CENTER		107	6	5%	113
CRANE CENTER		85	28	25%	113
SUNY UPSTATE MEDICAL UNIVERSITY		107	6	5%	113
SUNCOAST URGENT CARE		80	33	29%	113
BROOKDALE COLONIAL PARK	2	109	1	1%	112
SAMIR EBEID MD		100	12	11%	112
ALLIED HEALTH FORT PIERCE		112			112
WINDERMERE MEDICAL CENTER		108	4	4%	112
TREASURE COAST MEDICAL ASSOCIATES		4	108	96%	112
TUSCAN ISLE CHAMPIONSGATE OP CO LLC		110	2	2%	112
HOLISTIC PEDIATRICS GROUP LLC		96	16	14%	112
NORTH FL SOUTH GA HCS-MALCOM RANDALL VAMC			112	100%	112
VIPEDIATRICS PLLC		102	9	8%	111
HAWKINS FAMILY MEDICINE LLC		71	40	36%	111
TGH URGENT CARE – SEMINOLE			111	100%	111
SEASIDE HEALTH AND REHABILITATION CENTER		54	57	51%	111
220 GOLDEN, LLC	1	95	15	14%	111
HIALEAH SHORES NURSING AND REHAB CENTER		103	8	7%	111
Signature healthcare of Jacksonville		106	5	5%	111
DIAGNOSTIC LABORATORY OF OKLAHOMA		88	22	20%	110
PHYSICIAN PARTNERS PERRY		52	58	53%	110
FLAGLER COUNTY DETENTION CENTER		107	3	3%	110
LAKE HOUSE ASSISTED LIVING		93	17	15%	110
CLEARWATER STATMED QUICK QUALITY CLINICS		36	74	67%	110
ELAN BUENA VISTA		95	15	14%	110
CLINICA HISPANA		1	109	99%	110
SUMMERFIELD EMERGENCY ROOM		87	23	21%	110
TIFFANY HALL NURSING AND REHAB CENTER		100	9	8%	109
PHYSICIANS REGIONAL CLINIC		82	26	24%	108
FLORIDA ATLANTIC UNIVERSITY STUDENT HEALTH		86	22	20%	108
BROWARD HEALTH CORAL SPRINGS EPIDEMIOLOGY DEPT		1	107	99%	108
ADVENT HEALTH CENTRA CARE - APOPKA NORTH		82	26	24%	108
IQBAL A FARUQUI MD		84	24	22%	108
MG PORT CHARLOTTE II SUBTENANT LLC		97	11	10%	108

# COVID-19: testing by laboratory

Data through Jan 29, 2021 verified as of Jan 30, 2021 at 09:25 AM

Data in this report are provisional and subject to change.

The numbers in the table below represent the number of Florida and non-Florida residents for whom test results were received by the Department of Health. A person can be tested by more than one laboratory and can have both positive and negative results. **Therefore, the sum of the numbers in each column will be larger than the total number of people tested.**

Reporting lab	Inconclusive	Negative	Positive	Percent positive	Total
EVANS HEALTH CARE		106	2	2%	108
GRAND OAKS HEALTH & REHABILITATION		106	1	1%	107
HARBORCHASE OF VERO BEACH		94	13	12%	107
KINDRED HOSPITAL-BAY AREA-ST PETERSBURG LAB	1	100	6	6%	107
WILLOWBROOKE COURT AT ST ANDREWS ESTATES		102	5	5%	107
FAWCETT MEMORIAL HOSPITAL LABORATORY			107	100%	107
HOBDARI FAMILY HEALTH LLC		74	33	31%	107
CENTRAL FLORIDA HEALTHCARE GROUP LLC		88	18	17%	106
ISLAND URGENT CARE PLLC DBA AFC URGENT CARE		105	1	1%	106
AMERICAN HOUSE-BONITA SPRINGS		105	1	1%	106
BAY VIEW HEALTHCARE		85	21	20%	106
MINUTECLINIC LLC #4987		92	14	13%	106
FLORIDA HEALTH CARE PLANS INC		1	105	99%	106
VILLAGE PEDIATRICS LLC		83	23	22%	106
RESEARCH CENTERS OF AMERICA, LLC		86	20	19%	106
PALM BEACH COUNTY FIREFIGHTERS HEALTH CLINIC, LLC		83	23	22%	106
HEART OF FLORIDA REGIONAL MED CTR		35	71	67%	106
MONTEFIORE MEDICAL CENTER LABORATORIES - MOSES		97	9	8%	106
PROMPT CARE OF CENTRAL FLORIDA			106	100%	106
FINNISH AMERICAN REST HOME-ALF		103	2	2%	105
ARDEN COURTS OF FORT MYERS		103	2	2%	105
VILLA MARIA WEST SKILLED NURSING FACILITY		98	7	7%	105
ST PETERSBURG PEDIATRICS-EAST BAY		83	22	21%	105
MIAMI VA HEALTHCARE SYSTEM			105	100%	105
SOUTHLAND SUITES OF ORMOND BEACH	4	101			105
CARENOW LAKE MARY			105	100%	105
CITRUS MEMORIAL HOSPITAL			105	100%	105
MEDICAL CONSULTANTS OF FLORIDA DBA	1	90	14	13%	105
EAST NEW YORK DIAGNOSTIC AND TREATMENT		99	5	5%	104
NO FLORIDA PEDIATRICS, PA - BRADFORD		88	16	15%	104
UNIVERSITY MEDICAL CENTER SUITES		91	13	13%	104
DB MD		95	9	9%	104
ARDEN COURTS OF DELRAY BEACH FL LLC	3	100	1	1%	104
GRANDE, THE	2	98	4	4%	104
CHERRY OAK PALM BEACH COUNTY		98	6	6%	104
WELL HEALTH WORKS	1	85	17	17%	103
SMILEY MEDICAL GROUP		75	28	27%	103
PREDICTIVE LABORATORIES, INC	1	90	12	12%	103
NADAL PEDIATRICS		86	17	17%	103
DEPARTMENT OF HEALTH BUREAU OF FAMILY		102	1	1%	103
NAVY HOSPITAL			103	100%	103
RESTORE HEALTH URGENT CARE		40	63	61%	103
CABANA AT JENSEN DUNES, THE		100	2	2%	102
MD 365 MEDICAL CARE		101	1	1%	102
PANAMA PHARMACY	3	83	16	16%	102
NORTH FLORIDA EVALUATION AND TREATMENT CENTER	2	95	5	5%	102
HOSPICE OF ST FRANCIS INC		97	4	4%	101

# COVID-19: testing by laboratory

Data through Jan 29, 2021 verified as of Jan 30, 2021 at 09:25 AM

Data in this report are provisional and subject to change.

The numbers in the table below represent the number of Florida and non-Florida residents for whom test results were received by the Department of Health. A person can be tested by more than one laboratory and can have both positive and negative results. **Therefore, the sum of the numbers in each column will be larger than the total number of people tested.**

Reporting lab	Inconclusive	Negative	Positive	Percent positive	Total
VITAS HEALTHCARE CORPORATION OF FLORIDA		99	2	2%	101
Consulate Health Care of Port Charlotte		98	2	2%	100
MAINSTREAM DIAGNOSTIC LABORATORY LLC		87	13	13%	100
THE COURTYARD ASSISTED LIVING		96	4	4%	100
Courtyards of Orlando Care Center		94	6	6%	100
CENTRAL FLORIDA HEALTH CARE		47	52	53%	99
STERLING HOUSE OF PUNTA GORDA		99			99
VISTA MANOR		92	7	7%	99
ARCPPOINT LABS OF SARASOTA MANATEE		29	70	71%	99
URINEGOODHANDS LLC		96	2	2%	98
PINELLAS CARE CENTER		71	27	28%	98
SEMINOLE COUNTY HEALTH DEPARTMENT		79	19	19%	98
TRADITION MEDICAL CENTER LABORATORY		48	50	51%	98
ARDEN COURTS OF SEMINOLE		82	16	16%	98
FLORIDA COMMUNITY HEALTH CENTERS INC			98	100%	98
UNIVERSITY HEALTH SYSTEM INC		88	10	10%	98
PLAZA OF HALLANDALE BEACH		98			98
SOUTH BALDWIN MEDICAL CENTER GULF SHORES		76	21	22%	97
GLOBAL CENTRAL LABS AT PPD	2	87	8	8%	97
SEAVIEW NURSING AND REHABILITATION CENTER		96	1	1%	97
PEDIATRIC SPECIALISTS MEDICAL GROUP☐	1	87	9	9%	97
CHEEK AND SCOTT DRUGS INC		77	20	21%	97
WINDSOR OF LAKEWOOD RANCH,THE		97			97
SEA PINES REHABILITATION HOSPITAL		96	1	1%	97
HEALTH CENTERS AT BRENTWOOD		96	1	1%	97
WHITE PLAINS HOSPITAL CENTER LAB		93	4	4%	97
CLARE BRIDGE ORMOND BEACH	1	96			97
CHARLES CROFT MD	1	95	1	1%	97
PEDIATRIC ASSOCIATES ORLANDO		82	14	15%	96
WELLOW URGENT CARE PC		96			96
WESTWOOD NURSING & REHAB		65	31	32%	96
WESTCHESTER MEDICAL CENTER		93	3	3%	96
LANDMARK, THE		48	48	50%	96
TGH URGENT CARE – TYRONE		2	94	98%	96
WEST COAST FAMILY MEDICAL CARE		71	25	26%	96
BAYSHORE MEMORY CARE☐		96			96
THE TERRACE OF KISSIMMEE		80	15	16%	95
SIGNATURE HEALTHCARE OF PORT CHARLOTTE		88	7	7%	95
FAMILY MEDICAL CARE OF PALM BEACH		41	54	57%	95
ARBOR TRAIL		77	18	19%	95
North Lake Care Center		94	1	1%	95
DEVANSH LAB WERKS INC		79	16	17%	95
CROSS CITY REHABILITATION AND HEALTH CARE CENTER		72	23	24%	95
AYERS HEALTH & REHABILITATION CENTER		90	4	4%	94
WALTON PLACE		94			94
DIAGNOSTIC SOLUTIONS		3	91	97%	94
JPR URGENT MEDICAL CARE		94			94

# COVID-19: testing by laboratory

Data through Jan 29, 2021 verified as of Jan 30, 2021 at 09:25 AM

Data in this report are provisional and subject to change.

The numbers in the table below represent the number of Florida and non-Florida residents for whom test results were received by the Department of Health. A person can be tested by more than one laboratory and can have both positive and negative results. **Therefore, the sum of the numbers in each column will be larger than the total number of people tested.**

Reporting lab	Inconclusive	Negative	Positive	Percent positive	Total
ST MARK ASSISTED LIVING CENTER	1	82	11	12%	94
PICH KTM CORP DBA MEDTOWN PHARMACY		79	15	16%	94
WHITE WILSON MEDICAL CENTER IMMEDIATE CARE		9	84	90%	93
MARKET STREET VIERA		92	1	1%	93
MACADAMS HOME HEALTH AGENCY		92	1	1%	93
CONSULATE HEALTH CARE OF SARASOTA	1	92			93
PINELLAS COUNTY JAIL			92	100%	92
HURLBURT FIELD CLINIC		39	53	58%	92
MAGNOLIA MEDICAL CLINIC		10	82	89%	92
MY CLINICAL LAB INC		17	75	82%	92
VIERA HOSPITAL			92	100%	92
MIDWAY PRIMARY CARE, LLC		79	13	14%	92
CLEVELAND CLINIC FOUNDATION		12	80	87%	92
KORGENE LAB	1	23	67	74%	91
Sandy Ridge Center for Rehabilitation and Healing		71	20	22%	91
HERON CLUB AT PRESTANCIA		89	2	2%	91
FLORIDA DEPARTMENT OF HEALTH IN TAYLOR COUNTY	1	53	37	41%	91
CITRUS MEMORIAL HEALTH SYSTEM LAB		2	89	98%	91
KEYS MEDICAL GROUP			90	100%	90
ADVENT HEALTH CENTRA CARE - WATERMAN		78	12	13%	90
Cross Landings Health and Rehabilitation		89	1	1%	90
ISLAND DOCTORS		10	80	89%	90
KALEIDA HEALTH CENTER FOR LABORATORY		83	6	7%	89
SUMMIT MEDICAL GROUP		80	9	10%	89
ORLANDO LUTHERAN TOWERS ASSISTED LIVING		89			89
LATE HOURS URGENT CARE		51	38	43%	89
SEMINOLE SPORTS AND FAMILY MEDICINE		79	10	11%	89
Mt Sinai Aventura			89	100%	89
NAVARRE GARDENS LLC		64	24	27%	88
FREEDOM INN AT TARPON SPRINGS		81	7	8%	88
GOVERNOR'S CREEK HEALTH & REHABILITATION		87	1	1%	88
DOS OF NORTH SHORES NURSING & REHAB CENTER		88			88
AVERO DIAGNOSTICS		64	24	27%	88
HARBORCHASE OF NAPLES		75	13	15%	88
VILLAS OF HOLLY BROOK - BRADENTON 14TH		88			88
BIODESIX, INC.		66	22	25%	88
MEDICATION ROOMS-CSU/CI NURSE STATION	1	79	7	8%	87
PACIFIC ANALYTICS			87	100%	87
HIGHLANDS URGENT CARE			87	100%	87
BRANDON HEALTH AND REHABILITATION CENTER	1	85	1	1%	87
ADVENT HEALTH - PALM HARBOR ER		64	23	26%	87
AMERICAN FAMILY MEDICAL LLC		55	32	37%	87
JOHN KNOX VILLAGE OF FLORIDA ALF	1	83	3	3%	87
QUICK CARE MED PL CR		80	7	8%	87
PRIME HEALTH OF NORTH PORT LLC		79	8	9%	87
LIFE BRITE		72	14	16%	86
MAGNOLIA DIAGNOSTIC		2	84	98%	86

# COVID-19: testing by laboratory

Data through Jan 29, 2021 verified as of Jan 30, 2021 at 09:25 AM

Data in this report are provisional and subject to change.

The numbers in the table below represent the number of Florida and non-Florida residents for whom test results were received by the Department of Health. A person can be tested by more than one laboratory and can have both positive and negative results. **Therefore, the sum of the numbers in each column will be larger than the total number of people tested.**

Reporting lab	Inconclusive	Negative	Positive	Percent positive	Total
LODGE HEALTH AND REHABILITATION CENTER, THE		64	22	26%	86
DISCOVERY VILLAGE AT THE FORUM		86			86
QPS, LLC		84	2	2%	86
ADVENT HEALTH - DELTONA ER		55	31	36%	86
CAREMOUNT MEDICAL - PATHOLOGY		83	3	3%	86
MIAMI BEACH COMMUNITY HEALTH CENTER		1	84	99%	85
PEDIATRICS IN BREVARD PA- ROCKLEDGE		54	31	36%	85
ROHR HOME		82	3	4%	85
LAKE GIBSON VILLAGE, LLC		82	3	4%	85
SONNIS PEDIATRICS PA		74	11	13%	85
MIAMI SHORES NURSING & REHAB		85			85
NORTH FLORIDA SPINE AND WELLNESS		66	19	22%	85
W. FRANK WELLS NURSING HOME		84	1	1%	85
MARTIN ACQUISITION 1 LLC DBA		71	13	15%	84
MEDICAL CENTER AT OCEAN REEF,THE		80	4	5%	84
FIRSTCARE CLINIC		39	45	54%	84
PINES OF SARASOTA GARDEN		84			84
SOUTH GEORGIA MEDICAL CENTER		48	36	43%	84
NSPIRE HEALTHCARE TAMARAC		80	4	5%	84
LECONTE MEDICAL CENTER LAB		66	18	21%	84
NITE LITE PEDIATRICS – JACKSONVILLE		76	8	10%	84
IMA MEDICAL GROUP		42	42	50%	84
CLYDE E LASSEN STATE VETERANS NURSING HOME		59	25	30%	84
STUART LODGE LIVING LLC		61	23	27%	84
HOSPICE OF THE EMERALD COAST INC - PANAMA CITY	2	77	5	6%	84
J FRANK AVEY MD		65	18	22%	83
LABCORP EMPLOYER SERVICES		82	1	1%	83
EMBRY RIDDLE AERONAUTICAL UNIVERSITY HEALTH SERVICES			83	100%	83
LAFAYETTE NURSING AND REHABILITATION CENTER		81	2	2%	83
CRYSTAL RIVER HEALTH & REHAB		83			83
KINDRED HOSPITAL MELBOURNE	1	80	2	2%	83
ELMCROFT OF BELLA VITA□		75	8	10%	83
HOSPICE OF THE TREASURE COAST		80	3	4%	83
THE PAVILION FOR HEALTH CARE		72	10	12%	82
East Bay Rehabilitation Center		48	34	41%	82
LAB		29	53	65%	82
RIVERSIDE RECOVERY OF TAMPA		81	1	1%	82
BIO-TECH CLINICAL LABORATORIES		41	40	49%	81
PENNSYLVANIA DEPT OF HEALTH		20	61	75%	81
JACKSONVILLE UNIVERSITY		76	5	6%	81
RIDGEWOOD DIAGNOSTIC LABORATORY		77	4	5%	81
ALTERNATIVE LIVING, INC DBA TWIN CITIES PAVILION		78	2	3%	80
BROOKDALE LAKE TAVARES		78	2	3%	80
PSL NAPLES BH OPERATIONS, LLC		80			80
FLAGLER COLLEGE HEALTH SERVICES		57	23	29%	80
MEMORY CARE OF NAPLES		80			80
The Grove Health and Rehabilitation		58	22	28%	80



# COVID-19: testing by laboratory

Data through Jan 29, 2021 verified as of Jan 30, 2021 at 09:25 AM

Data in this report are provisional and subject to change.

The numbers in the table below represent the number of Florida and non-Florida residents for whom test results were received by the Department of Health. A person can be tested by more than one laboratory and can have both positive and negative results. **Therefore, the sum of the numbers in each column will be larger than the total number of people tested.**

Reporting lab	Inconclusive	Negative	Positive	Percent positive	Total
PALMS EDGE	1	73	6	8%	80
SONATA WEST		77	2	3%	79
EDGEWATER AT WATERMAN VILLAGE		78	1	1%	79
CBS LABS OF TAMPA LLC		3	76	96%	79
CATHOLIC HEALTH SYSTEM DEPT LABORATORY		77	2	3%	79
Peninsula Care and Rehab		67	12	15%	79
LABCORP RTP		31	48	61%	79
CANOPY ON BERRYHILL, THE		48	31	39%	79
VETERANS AFFAIRS MEDICAL CENTER - PALO ALTO		28	51	65%	79
THREE OAKS PHARMACY INC		74	5	6%	79
BALMORAL TENANT SERVICES INC	1	43	35	44%	79
Crystal Health & Rehab Center		77	2	3%	79
LABFIRST - DEPARTMENT OF PATHOLOGY		76	3	4%	79
KINDRED HOSPITAL NORTH FLORIDA	2	71	5	6%	78
HUNTSVILLE HOSPITAL LABORATORY		53	25	32%	78
HIGHLANDS MEDICAL CENTER		75	3	4%	78
STONY BROOK UNIVERSITY MEDICAL CENTER		65	13	17%	78
LAKE MORTON PLAZA□		75	3	4%	78
JUNO DERMATOLOGY LLC		71	7	9%	78
PANCARE HEALTH GULF COUNTY		54	24	31%	78
WALGREENS #12673		76	2	3%	78
ATRIUM AT LIBERTY PARK□		74	4	5%	78
BENTON HOUSE AT OAKLEAF		51	26	34%	77
MINUTECLINIC DIAGNOSTIC OF SOUTH CAROLINA, LLC		64	13	17%	77
MICRO PATH LABORATORIES INC		75	2	3%	77
TRUE NORTH HEALTH NAVIGATION LLC DBA DISPATCHHEALTH	1	60	16	21%	77
Madison Health and Rehabilitation Center		42	35	45%	77
SEVEN HILLS HEALTH AND REHABILITATION CENTER		61	16	21%	77
SUNSHINE GARDENS		76	1	1%	77
ORANGE CITY NURSING AND REHAB		75	2	3%	77
Centre Pointe Health and Rehabilitation Center		67	10	13%	77
ERIE COUNTY MEDICAL CTR CLINICAL LABS		73	4	5%	77
PLYMOUTH HOME FOR ADULTS, INC.	8	68	1	1%	77
BROOKDALE CAPE CORAL		77			77
DOUGLAS T JACOBSON STATE VETERANS HOME		76			76
NORTH PORT REHABILITATION AND NURSING CENTER□		75	1	1%	76
ADVENTHEALTH MEDICAL GROUP PRIMARY CARE		72	4	5%	76
CLINICAL PATHOLOGY ASSOCIATES-SONIC REFERENCE LAB		76			76
KINDRED HOSPITAL - SOUTH FLORIDA		76			76
WINDSOR REFLECTIONS		75	1	1%	76
DYNAMIC MEDICAL USA			76	100%	76
JUPITER MEDICAL CENTER URGENT CARE - STUART		49	26	35%	75
MOBILE PHYSICIAN SERVICES INC		67	8	11%	75
BOND CLINIC PA		43	32	43%	75
S-H THIRTY-FIVE OPCO- PORT ST LUCIE, LLC	1	74			75
NEW SMYRNA BEACH URGENT CARE			75	100%	75
The Ponce Therapy Care Center		71	4	5%	75



# COVID-19: testing by laboratory

Data through Jan 29, 2021 verified as of Jan 30, 2021 at 09:25 AM

Data in this report are provisional and subject to change.

The numbers in the table below represent the number of Florida and non-Florida residents for whom test results were received by the Department of Health. A person can be tested by more than one laboratory and can have both positive and negative results. **Therefore, the sum of the numbers in each column will be larger than the total number of people tested.**

Reporting lab	Inconclusive	Negative	Positive	Percent positive	Total
ADVENTHEALTH EXPRESSCARE		45	30	40%	75
OPPENHEIMER PLASTIC SURGERY LLC		70	5	7%	75
ADVENTHEALTH MEDICAL GROUP FAMILY MEDICINE AT		54	21	28%	75
PARK OF THE PALMS INC		74			74
The Crossings		74			74
QUOTIENT SCIENCES		30	44	59%	74
GRAND OAKS OF JENSEN BEACH LLC		74			74
HEALTH FIRST - PALM BAY HOSPITAL		2	72	97%	74
PROMEDICA LABORATORIES		21	53	72%	74
NOAH CLINICAL LABORATORY		63	11	15%	74
WHITE WILSON MEDICAL CENTER PA - NAVARRE		3	71	96%	74
WINDSOR OAKS		73	1	1%	74
DELAND WELLNESS CENTER			73	100%	73
SCOTT LAKE HEALTH AND REHABILITATION CENTER		71	2	3%	73
HOSPICE OF LAKE & SUMTER INC		72	1	1%	73
A2Z DIAGNOSTICS		72	1	1%	73
AVANTE AT OCALA INC		55	18	25%	73
QUALITY URGENT CARE AND WELLNESS PL	1	42	30	41%	73
CONSULATE HEALTH CARE - LAKE MARY		72	1	1%	73
MINNESOTA TWINS		69	4	5%	73
HEALTHPOINT MED GRP OF THE EMERALD COAST LLC		51	21	29%	72
EC OPCO CARROLLWOOD LLC		66	6	8%	72
RITE MEDICAL CARE PC		72			72
MCW MENTAL HEALTH LLC		70	2	3%	72
BROWARD HEALTH MEDICAL CENTER CLINICAL LAB			72	100%	72
BROOKDALE FORT MYERS THE COLONY		68	4	6%	72
AZALEA TRACE PHYSICIAN SERVICES		72			72
HAVEN OF OUR LADY OF PEACE		72			72
BROOKDALE OVIEDO		70	2	3%	72
BROWARD HEALTH MEDICAL CENTER		3	69	96%	72
HUNTINGTON HOSPITAL LABORATORY		69	3	4%	72
NAPHCARE, INC AT MANATEE COUNTY JAIL		47	25	35%	72
EAST ALABAMA MEDICAL CENTER LABORATORY		60	12	17%	72
MD 365 MEDICAL CARE PLLC		72			72
D PEDIATRICS		67	5	7%	72
CLARE BRIDGE OF CAPE CORAL	1	70			71
ESCAMBIA COUNTY JAIL		49	22	31%	71
STERLING HOUSE OF TALLAHASSEE	3	62	6	8%	71
SUMMIT MEDICAL GROUP PA		64	7	10%	71
LAKE REGIONAL URGENT CARE		2	69	97%	71
AMMON LABS		61	10	14%	71
WALGREENS 9627		65	6	8%	71
CENTRAL BALDWIN IMMEDIATE CARE & FAMILY PRACTICE		55	16	23%	71
ADVANCED LAB		67	4	6%	71
HAWTHORN HOUSE		58	12	17%	70
SENIOR LIVING VII TAMPA LLC	1	60	9	13%	70
DESOTO PALMS ALF		69	1	1%	70

# COVID-19: testing by laboratory

Data through Jan 29, 2021 verified as of Jan 30, 2021 at 09:25 AM

Data in this report are provisional and subject to change.

The numbers in the table below represent the number of Florida and non-Florida residents for whom test results were received by the Department of Health. A person can be tested by more than one laboratory and can have both positive and negative results. **Therefore, the sum of the numbers in each column will be larger than the total number of people tested.**

Reporting lab	Inconclusive	Negative	Positive	Percent positive	Total
Highlands Regional Hospital		63	7	10%	70
FLORIDA PEDIATRIC GROUP		27	43	61%	70
CRAIG BERGER MD PL D/B/A BAY AREA EYE INSTITUTE		70			70
ASHRAF MEDICAL GROUP PLLC DBA PULSE MD		68	2	3%	70
MEMORIAL MANOR		70			70
ADVANCED EMURGENT CARE		27	43	61%	70
CENTURY CENTER FOR REHABILITATION & HEALING		52	18	26%	70
A COUNTRY PLACE ASSISTED LIVING FACILITY		69	1	1%	70
ST VINCENT'S BIRMINGHAM		65	5	7%	70
SUMMIT AT VENICE	2	63	5	7%	70
SUNCOAST COMMUNITY HEALTH CENTERS PEDIATRICS		21	49	70%	70
PARKSIDE INN	3	64	2	3%	69
HERITAGE HEALTHCARE AND REHABILITATION CENTER		69			69
EXPERTUS LABORATORIES INC		24	45	65%	69
BEACHES PEDIATRICS PA		64	5	7%	69
TUSCAN ISLE OPERATING COMPANY LLC DBA		66	3	4%	69
WATERCREST ST LUCIE WEST	1	65	3	4%	69
USF HEALTH MORSANI CENTER		5	64	93%	69
SIMED LABORATORY		57	12	17%	69
MY HEALTHY BLUEPRINT BY BAPTIST HEALTH CARE		55	14	20%	69
LAB PLUS, LLC AT SAINT THOMAS WEST HOSPITAL		55	14	20%	69
A PLUS PEDIATRICS		57	11	16%	68
HOSPICE OF MARTIN & ST LUCIE, INC		65	3	4%	68
SAN JOSE SENIOR CARE LLC	1	43	24	35%	68
Oakhurst Center		65	3	4%	68
ALL MY KIDS PEDIATRICS INC		49	19	28%	68
CARE CENTERS OF NASSAU		66	2	3%	68
AEL- MEMPHIS		17	51	75%	68
DAYSPRING SENIOR LIVING LLC		66	2	3%	68
SUNCOAST OPTIMAL WELLNESS		23	45	66%	68
Avante at St Cloud, Inc.		66	2	3%	68
PLANTATION GENERAL HOSPITAL CLINICAL LAB		26	42	62%	68
ARBOR TERRACE SAN JOSE LLC	3	63	1	1%	67
GENPATH			67	100%	67
JACKSON COUNTY HEALTH DEPARTMENT		32	35	52%	67
JEFFERSON COUNTY HEALTH DEPARTMENT-MONTICELLO		45	22	33%	67
CHAMBREL AT ISLAND LAKE		64	3	4%	67
MD LABS		40	27	40%	67
MILLENNIUM PHYSICIAN GROUP LLC		55	12	18%	67
BROOKDALE JENSEN BEACH		65	2	3%	67
CCS - PAUL REIN DETENTION FACILITY		51	16	24%	67
LAKE HOWELL FAMILY MEDICINE ASSOCIATES		56	11	16%	67
ST PETERSBURG PEDIATRICS-SEMINOLE		57	10	15%	67
VIERA DEL MAR HEALTH AND REHABILITATION CENTER		63	4	6%	67
ASSOCIATED CLINICAL LABORATORIES		59	7	11%	66
DIATHERIX LABORATORIES		33	33	50%	66
MEASE MANOR INC		62	4	6%	66

# COVID-19: testing by laboratory

Data through Jan 29, 2021 verified as of Jan 30, 2021 at 09:25 AM

Data in this report are provisional and subject to change.

The numbers in the table below represent the number of Florida and non-Florida residents for whom test results were received by the Department of Health. A person can be tested by more than one laboratory and can have both positive and negative results. **Therefore, the sum of the numbers in each column will be larger than the total number of people tested.**

Reporting lab	Inconclusive	Negative	Positive	Percent positive	Total
MED COMP SCIENCES		1	65	98%	66
GEORGE SAFRAN MD PC		61	5	8%	66
CLERMONT URGENT CARE			66	100%	66
MEDEX MEDICAL EXPRESS OF PALATKA			66	100%	66
ACE BIOMEDICAL LABS LLC		55	11	17%	66
STONY BROOK SOUTHAMPTON		64	1	2%	65
OKEECHOBEE URGENT CARE		17	48	74%	65
ELLENTON PEDIATRICS PA		57	8	12%	65
GV NAPLES OPCO, LLC		64	1	2%	65
SUMMER VISTA ASSISTED LIVING		38	27	42%	65
OAK MANOR NURSING HOME		62	3	5%	65
INDIGO MANOR		22	43	66%	65
CITY OF PORT SAINT LUCIE		61	4	6%	65
CL BRUMBACK PRIMARY CARE CLINICS		16	49	75%	65
ALTAMONTE PEDIATRIC ASSOCIATES		31	34	52%	65
NEMOURS CHILDRENS PRIMARY CARE OVIEDO		51	13	20%	64
WILLISTON PEDIATRICS PA		45	19	30%	64
RARITAN BAY PERTH AMBOY		58	6	9%	64
PORT CHARLOTTE REHABILITATION CENTER		54	10	16%	64
NXGEN MDX		20	44	69%	64
MED EXPRESS		6	58	91%	64
EISENHOWER ARMY MEDICAL CENTER		60	4	6%	64
JOSEPH L MORSE GERIATRIC CENTER	2	59	3	5%	64
JUPITER MEDICAL CENTER URGENT CENTER		45	19	30%	64
OUT OF STATE		40	24	38%	64
CATHOLIC HEALTH SERVICES REGIONAL LAB		57	7	11%	64
GREENLEAF ALF		63	1	2%	64
F&T MEDICAL RESEARCH, INC		63			63
BAPTIST MEDICAL CENTER SOUTH		48	15	24%	63
VIERA HEALTH AND REHABILITATION CENTER		62	1	2%	63
APC PEDIATRICS AT RYE ROAD MEDICAL PARK		63			63
WADSWORTH HEALTH CENTER		60	3	5%	63
BROOKDALE PENSACOLA		62	1	2%	63
SANIBEL INTERNAL MEDICINE, LLC		60	3	5%	63
EXACT SCIENCES LABORATORIES, LLC		15	48	76%	63
PUBLIC SQUARE PHARMACY LLC		48	15	24%	63
MEDI CLINIC SARASOTA INC		62	1	2%	63
PANIRA HEALTHCARE CLINIC		2	60	97%	62
OVERLOOK HOSPITAL LABORATORY		57	5	8%	62
SEMINOLE TRIBE OF FLORIDA		46	16	26%	62
BIG BOCA SMILES LLC		60	2	3%	62
SACRED HEART HEALTH SYSTEM INC		41	21	34%	62
ROSECASTLE AT DELANEY CREEK		61	1	2%	62
WASHINGTON REHABILITATION AND NURSING CENTER		51	10	16%	61
AMERICAN FAMILY MEDICAL		48	13	21%	61
Stratford Court of Palm Harbor		51	10	16%	61
PANCARE HEALTH - MALONE CLINIC		56	5	8%	61

# COVID-19: testing by laboratory

Data through Jan 29, 2021 verified as of Jan 30, 2021 at 09:25 AM

Data in this report are provisional and subject to change.

The numbers in the table below represent the number of Florida and non-Florida residents for whom test results were received by the Department of Health. A person can be tested by more than one laboratory and can have both positive and negative results. **Therefore, the sum of the numbers in each column will be larger than the total number of people tested.**

Reporting lab	Inconclusive	Negative	Positive	Percent positive	Total
BOND CLINIC DR ELDEEB		35	26	43%	61
EMERALD COAST HOSPICE		60	1	2%	61
COOPER FAMILY MEDICAL PLLC		44	17	28%	61
JERICOHO URGENT CARE		58	3	5%	61
LENOX HILL HOSPITAL		55	6	10%	61
SAMFORD UNIVERSITY HEALTH SERVICES		60	1	2%	61
NORTH SHORE MEDICAL LABS	1	55	5	8%	61
ISLAND COAST PEDIATRICS		56	5	8%	61
LAKELAND REGIONAL HEALTH		36	24	40%	60
SOMERBY OF SANTA ROSA BEACH		51	9	15%	60
FLORIDA MEDICAL CLINIC LLC		40	20	33%	60
FHMG LAKE MARY PEDS		48	12	20%	60
VITAS HEALTHCARE		55	5	8%	60
VETERANS AFFAIRS MEDICAL CENTER - GULF COAST		27	33	55%	60
TWIN CREEKS ASSISTED LIVING & MEMORY CARE		57	3	5%	60
BIOTECH		52	7	12%	59
INTERNAL LAB		50	9	15%	59
MINUTECLINIC DIAGNOSTIC OF TEXAS, LLC		52	7	12%	59
ATMORE COMMUNITY HOSPITAL LABORATORY		40	19	32%	59
MILLENIUM PHYSICIANS GROUP		1	58	98%	59
RITECARE MED CTR H			59	100%	59
MED ONE AT SAINT AUGUSTINE		33	26	44%	59
BAY PINES MEDICAL ASSOCIATES		1	58	98%	59
MENTAL HEALTH CARE INC		49	9	16%	58
NORTH SHORE UNIVERSITY HOSPITAL LABORATORY		52	6	10%	58
CP/AIG PENSACOLA DEVELOPMENT LLC		55	3	5%	58
Golfview Healthcare Center		58			58
THE CANOPY AT BERRYHILL		58			58
Margate Health and Rehabilitation Center		56	2	3%	58
BIOREFERENCE LABORATORIES		6	52	90%	58
HEARTLAND HEALTHCARE AND REHAB CENTER		35	22	39%	57
LORI MCAULIFFE MD PA		44	13	23%	57
MALCOM RANDALL DEPT OF VAMC			57	100%	57
WILSON MEMORIAL REGIONAL MEDICAL CENTER		53	4	7%	57
KAPG FLEMING ISLAND SENIOR HOUSING OPCO LLC	1	56			57
PALM BAY URGENT CARE		28	29	51%	57
ALZHEIMERS CARE CENTER OF VIERA LTD		37	20	35%	57
STAR CARE		51	6	11%	57
CORAL GABLES HOSPITAL			57	100%	57
PRIMECARE AT TWIN LAKES			57	100%	57
EMERALD COAST BEHAVIORAL HOSPITAL		53	4	7%	57
ASCENSION SACRED HEART BAY LABORATORY		54	3	5%	57
VENICE REGIONAL MEDICAL CENTER BAYFRONT HEALTH		12	45	79%	57
EAGLES WATCH CLUSTER		47	9	16%	56
ARBOR OAKS AT TYRONE	5	51			56
TUKA PEDIATRICS		7	49	88%	56
BAPTIST HEALTH SOUTH FLORIDA - WEST BOCA URGENT CARE		34	22	39%	56

# COVID-19: testing by laboratory

Data through Jan 29, 2021 verified as of Jan 30, 2021 at 09:25 AM

Data in this report are provisional and subject to change.

The numbers in the table below represent the number of Florida and non-Florida residents for whom test results were received by the Department of Health. A person can be tested by more than one laboratory and can have both positive and negative results. **Therefore, the sum of the numbers in each column will be larger than the total number of people tested.**

Reporting lab	Inconclusive	Negative	Positive	Percent positive	Total
PHYSICIANS PRIMARY CARE OF SOUTHWEST FLORIDA		39	17	30%	56
HORIZON ALF		55	1	2%	56
TIFFANY HALL NURSING AND REHAB		44	12	21%	56
LAKELAND REGIONAL HEALTH LAKE MIRIAM		24	32	57%	56
PATHWAY PHARMACY		37	19	34%	56
PREMIER MEDICAL ASSOCIATES ALL FLORIDA LLC		54	1	2%	55
NORTH FLORIDA PEDIATRICS		45	10	18%	55
TBI RESIDENTIAL SERVICES, INC.		44	11	20%	55
SONATA HUNTERS CREEK		47	8	15%	55
MINUTECLINIC DIAGNOSTIC OF OHIO LLC		42	13	24%	55
HERNANDO COUNTY FIRE RESCUE DISTRICT		25	30	55%	55
KENDALL REGIONAL MEDICAL CENTER LAB	3		52	95%	55
AMERICAN HOUSE COCONUT POINT		50	5	9%	55
ARBOR TERRACE ORTEGA LLC	1	54			55
CERTUS MTD OPCP LLC		52	2	4%	54
ADVENT HEALTH - PALM COAST		1	53	98%	54
JUNIPER VILLAGE AT NAPLES		53	1	2%	54
CRESTVIEW URGENT CARE			54	100%	54
LUTHERAN HAVEN ASSISTED LIVING		54			54
LAKE CITY VA MEDICAL CENTER			54	100%	54
CLERMONT HEALTH AND REHAB		40	14	26%	54
UNITED LABORATORY SERVICES CORPORATION		38	16	30%	54
FERN PARK DEVELOPMENTAL CENTER			54	100%	54
STEINHATCHEE FAMILY MEDICAL CENTER	1	47	6	11%	54
SARASOTA CO. HEALTH DEPT # 58		40	14	26%	54
ADVENT HEALTH CENTRA CARE - WINTER GARDEN		11	43	80%	54
ST. CLOUD MEDICAL GROUP		54			54
PEDIATRIC SERVICES OF AMERICA INC		52	1	2%	53
ST FRANCIS HOSPITAL		45	8	15%	53
Osprey Point Nursing Center		51	2	4%	53
TURNING POINT OF TAMPA		47	6	11%	53
BioReference Laboratories, Inc		6	47	89%	53
MEDRITE URGENT CARE		42	11	21%	53
JACOBI MEDICAL CENTER		50	3	6%	53
PALM BAY PEDIATRICS		36	17	32%	53
FLORIDA MEDICAL CLINIC PA		46	7	13%	53
WALGREENS 4915		47	6	11%	53
SNH BRFL TENANT LLC	2	50			52
PROFESSIONAL URGENT CARE SERVICES		26	26	50%	52
AEGIS MEDICAL GROUP		43	9	17%	52
CHILDREN'S HOSPITAL OF ALABAMA		51	1	2%	52
NITE LITE PEDIATRICS - PORT ST. LUCIE		43	9	17%	52
INTERNAL MEDICINE SPECIALIST		46	6	12%	52
ADVENT HEALTH		49	3	6%	52
VPA PC LAB		48	4	8%	52
life Care Center of Melbourne		36	16	31%	52
QUALITY URGENT CARE AND WELLNESS		31	21	40%	52



# COVID-19: testing by laboratory

Data through Jan 29, 2021 verified as of Jan 30, 2021 at 09:25 AM

Data in this report are provisional and subject to change.

The numbers in the table below represent the number of Florida and non-Florida residents for whom test results were received by the Department of Health. A person can be tested by more than one laboratory and can have both positive and negative results. **Therefore, the sum of the numbers in each column will be larger than the total number of people tested.**

Reporting lab	Inconclusive	Negative	Positive	Percent positive	Total
AFTER HOURS PEDIATRICS			52	100%	52
GULFVIEW MEDICAL INSTITUTE		51			51
APOLLOMDX LABS		29	22	43%	51
ALEXANDER NININGER STATE VETERANS		51			51
SONATA BOCA RATON		48	3	6%	51
BARRY UNIVERSITY STUDENT HEALTH SERVICES		37	14	27%	51
MINUTECLINIC DIAGNOSTIC OF NORTH CAROL		42	9	18%	51
CARDIOLOGY AND MEDICINE ASSOCIATES		39	12	24%	51
TRINITY AL SENIOR HOUSING LLC		45	6	12%	51
GATEWAY CARE CENTER		50	1	2%	51
AU HEALTH		38	13	25%	51
AVANTE ST CLOUD		48	3	6%	51
GENESIS DERMATOLOGY		46	4	8%	50
BROOKDALE CENTRE POINTE		50			50
BUECHELE DENTAL PA DBA CLERMONT FAMILY DENTISTRY		41	9	18%	50
FINLAY CLINICAL LABORATORY		20	30	60%	50
ARIZONA DEPARTMENT OF HEALTH SERVICES			50	100%	50
BROOKDALE DESTIN		40	10	20%	50
ORCHID COVE AT DAYTONA		45	5	10%	50
GIBBENS FAMILY MEDICAL, LLC		38	12	24%	50
ANCHOR CARE AND REHABILITATION CENTER		49	1	2%	50
FLORIDA HEALTH CARE		6	44	88%	50
PALM RIVER COMMUNITY HEALTH CENTER		45	5	10%	50
ALLIANCE PEDIATRICS		24	26	52%	50
BURRY'S PHARMACY INC		30	20	40%	50
THOMAS INTERNAL MEDICINE		42	8	16%	50
GENEDX		37	13	26%	50
BOND AND STEELE CLINIC, PA		41	9	18%	50
PARTICLE THEORY LABS		47	3	6%	50
PENNSYLVANIA DEPARTMENT OF HEALTH BUREAU OF LABORATORIES			50	100%	50
ADVENT HEALTH CENTRA CARE - EAST ORLANDO		21	28	57%	49
TROY REGIONAL MEDICAL CENTER		39	10	20%	49
PANCARE HEALTH - JACKSON COUNTY		38	11	22%	49
USF		1	48	98%	49
GOOD HEARTS COVID TESTING		8	41	84%	49
BAYCARE HEALTH SYSTEMS		2	47	96%	49
ADVENT HEALTH - MOUNT DORA		9	40	82%	49
ALLEGRO		47	2	4%	49
MINUTECLINIC DIAGNOSTIC		45	4	8%	49
SOLARIS SENIOR LIVING NORTH NAPLES		48	1	2%	49
COOPER FAMILY MEDICAL, PLLC		40	9	18%	49
MARQUIS LABS, LLC		49			49
SOFT CELL LABORATORIES		45	4	8%	49
BISHOP GRADY VILLAS		48	1	2%	49
WALGREENS 2941		48	1	2%	49
SARATOGA HOSPITAL LABORATORY		44	5	10%	49
CALADIUM PEDIATRICS		45	4	8%	49

# COVID-19: testing by laboratory

Data through Jan 29, 2021 verified as of Jan 30, 2021 at 09:25 AM

Data in this report are provisional and subject to change.

The numbers in the table below represent the number of Florida and non-Florida residents for whom test results were received by the Department of Health. A person can be tested by more than one laboratory and can have both positive and negative results. **Therefore, the sum of the numbers in each column will be larger than the total number of people tested.**

Reporting lab	Inconclusive	Negative	Positive	Percent positive	Total
SUPERIOR RESIDENCES OF LECANTO		34	15	31%	49
Summit Medical Group, Pa DbA Citymd		45	4	8%	49
COURTYARD GARDENS OF JUPITER		48			48
NAPLES PEDIATRICS INC□		43	5	10%	48
CORNERSTONE MEDICAL CARE OF BRANDON PL		43	5	10%	48
HARMONY CLINIC		1	47	98%	48
TRADITIONAL HOME HEALTH OF PALM BEACH INC		47	1	2%	48
BAY CENTER HURRICANE SHELTER		48			48
CAREMED INTERNAL MEDICINE		30	18	38%	48
DOH		23	25	52%	48
KINDRED AT HOME		40	8	17%	48
RAINBOW PEDIATRICS PC LLC / BREAKFAST POINT		38	10	21%	48
L&S SENIOR CARE DBA ARCADIA OAKS	1	47			48
INN AT THE FOUNTAINS, THE		34	14	29%	48
PREMIER MEDICAL ASSOCIATES		46	2	4%	48
HIALEAH HOSPITAL RESPIRATORY DEPT			48	100%	48
NORTHBROOK CENTER FOR□		47	1	2%	48
APLS SERVICES LLC D/B/A CLEAR DIAGNOSTICS	5	43			48
NORTH FLORIDA MEDICAL CENTER		44	4	8%	48
BIOIQ			48	100%	48
INTERNAL MEDICINE ASSOCIATES PA		44	4	8%	48
VITAS HEALTHCARE CORP OF FLORIDA		47			47
CAPE REGIONAL MEDICAL CENTER		45	2	4%	47
GRAND OAKS OF PALM CITY LLC□	1	40	6	13%	47
NAVARRE GARDENS		41	6	13%	47
ROCHESTER GENERAL HOSPITAL LABORATORY		43	4	9%	47
MISIR DRUGS LLC		36	11	23%	47
FHMG- FLORIDA HOSPITAL MEDICAL GROUP		37	10	21%	47
BAY REGIONAL URGENT CARE	1	28	18	38%	47
NORTH BEACH REHABILITATION CENTER		46	1	2%	47
PEDIATRIC CARE CENTER- JACKSONVILLE BEACH		19	28	60%	47
INTERLAB		1	46	98%	47
Jupiter Medical Center Pavilion		46	1	2%	47
VALENCIA HOUSE ALF		47			47
INN AT ASTON GARDENS AT PELICAN POINTE,THE		43	4	9%	47
BARNES HEALTHCARE OF FLORIDA LLC		44	3	6%	47
HEALTH FIRST - CAPE CANAVERAL HOSPITAL		1	45	98%	46
THE TERRACE OF JACKSONVILLE		3	43	93%	46
MEDLOGIC LABORATORIES		3	43	93%	46
POPLAR HEALTHCARE PLLC	1	11	34	74%	46
MEASE COUNTRYSIDE HOSPITAL			46	100%	46
H LEE MOFFITT CANCER CENTER MICRO		46			46
ROCKLEDGE REGIONAL MEDICAL CENTER		30	16	35%	46
EAST MANATEE FAMILY	1	1	44	96%	46
LITTLE NECK URGENT CARE		44	2	4%	46
ADVENT HEALTH MEDICAL GROUP OB GYN AT		40	6	13%	46
COLLIER BLVD HMA PHYSICIAN MANAGEMENT LLC		46			46

# COVID-19: testing by laboratory

Data through Jan 29, 2021 verified as of Jan 30, 2021 at 09:25 AM

Data in this report are provisional and subject to change.

The numbers in the table below represent the number of Florida and non-Florida residents for whom test results were received by the Department of Health. A person can be tested by more than one laboratory and can have both positive and negative results. **Therefore, the sum of the numbers in each column will be larger than the total number of people tested.**

Reporting lab	Inconclusive	Negative	Positive	Percent positive	Total
PREMIER PLACE HEALTHCARE AT THE GLENVIEW		46			46
HARTFORD HEALTH SERVICES LLC		46			46
SOUTHEAST ALABAMA MEDICAL CENTER			46	100%	46
GRAND ST PAUL CVS		46			46
ST VINCENT'S AMBULATORY CARE INC DBA	2	35	8	18%	45
SOUTHPORT SQUARE HARBOUR HEALTH		45			45
ST CLOUD PHYSICIAN MANAGEMENT LLC DBA ST CLOUD		27	18	40%	45
WEST ISLIP URGENT CARE		42	3	7%	45
KAPG ST AUGUSTINE SENIOR HOUSING OPCO LLC		36	9	20%	45
REDI-MED WALK-IN FAMILY CARE			45	100%	45
WINTER GARDEN REHAB AND NURSING CENTER		41	4	9%	45
UNIVERSITY OF CENTRAL FLORIDA HEALTH SERVICES		45			45
DAVID POSNACK JEWISH DAY SCHOOL		45			45
MOBILE DOC FL, LLC		29	16	36%	45
PEDIATRICS OF CENTRAL FLORIDA – SAINT CLOUD	2	40	2	5%	44
MINUTECLINIC DIAGNOSTIC OF SOUTH CARO		35	9	20%	44
BERNHARDT LABORATORIES	1	9	34	77%	44
NEOGENOMICS LABORATORIES INC		44			44
QHC UPSTATE MEDICAL PC		36	8	18%	44
TITUSVILLE FAMILY PRACTICE		16	28	64%	44
PRECISION HEALTH SOLUTIONS LAB		9	35	80%	44
ALLIANCE OF PHYSICIANS AGAINST COVID-19			44	100%	44
ADVENT HEALTH - LAKE MARY		36	8	18%	44
MOOSEHAVEN LIFE CARE CENTER		44			44
ADVENT HEALTH EXPRESS CARE		4	40	91%	44
STUART URGENT CARE			44	100%	44
PEDIATRIC ASSOCIATES AT ARGYLE PA		40	3	7%	43
FLORIDA HOSPITAL		27	16	37%	43
ST PETERSBURG PEDIATRICS-MLK JUNIOR BLVD		38	5	12%	43
FLORIDA DEPARTMENT OF HEALTH IN WALTON COUNTY		35	8	19%	43
FAMILY EXTENDED CARE OF WINTER HAVEN		41	2	5%	43
GENTIVA HEALTH SERVICES CERTIFIED INC		40	3	7%	43
BLISS HEALTHCARE SERVICES		24	19	44%	43
FLORIDA HEALTH CARE DELAND			43	100%	43
Palms at Ponte Vedra Assisted Living and Memory Care		42	1	2%	43
RADIOLOGY ASSOCIATES OF VENICE AND ENGLEWOOD		41	2	5%	43
PATRICK AIR FORCE BASE		3	40	93%	43
Guardian Care Nursing and Rehabilitation Center		43			43
LAKE MARY KIDS CENTRA CARE		33	10	23%	43
MINUTECLINIC DIAGNOSTIC OF NORTH CARO		39	4	9%	43
CAN COMMUNITY HEALTH		42	1	2%	43
GOLDEN POND COMMUNITIES		43			43
Flagler Health and Rehabilitation		42	1	2%	43
BRANCH MEDICAL CLINIC			43	100%	43
Citymd Of Toms River		36	6	14%	42
LARA HEALTH AND WELLNESS CENTER LLC		42			42
ECOLAB GROUP		8	34	81%	42

# COVID-19: testing by laboratory

Data through Jan 29, 2021 verified as of Jan 30, 2021 at 09:25 AM

Data in this report are provisional and subject to change.

The numbers in the table below represent the number of Florida and non-Florida residents for whom test results were received by the Department of Health. A person can be tested by more than one laboratory and can have both positive and negative results. **Therefore, the sum of the numbers in each column will be larger than the total number of people tested.**

Reporting lab	Inconclusive	Negative	Positive	Percent positive	Total
WOLFF CTR FOR CHILD & ADOLESCENT HEALTH PLLC,THE		26	16	38%	42
UNIVERSITY OF WEST FLORIDA, THE		42			42
TREASURE COAST FORENSIC TREATMENT CTR		21	21	50%	42
WALGREENS #10373		41	1	2%	42
PRINCETON VILLAGE□		39	3	7%	42
CVS		3	39	93%	42
TGH URGENT CARE POWERED BY FAST TRACK			42	100%	42
LEVY COUNTY DEPARTMENT OF HEALTH		30	12	29%	42
DELCARE PA		33	9	21%	42
TOWERS HOME CARE□		39	3	7%	42
CLINICAL LABORATORY		42			42
Atlantic Shore Nursing and Rehab		42			42
SH HERON EAST LLC□		41			41
NEW YORK PRESBYTERIAN - QUEENS DIAGNOSTIC		40	1	2%	41
FHMG_CTR FOR SENIOR HEALTH		36	5	12%	41
ADVENT HEALTH - LAKE WALES		29	12	29%	41
PHILLIPPE RIDGE		29	12	29%	41
CITYMD OF MANAHAWKIN		39	2	5%	41
PEDIATRICS OF CENTRAL FLORIDA KISSI		33	8	20%	41
MAIMONIDES-SHALOM ACADEMY, INC		40	1	2%	41
HAZELDEN FLORIDA		40	1	2%	41
BRONX LEBANON HOSPITAL-MEDICAL CENTER		37	4	10%	41
LAKE WALES OPERATING GROUP LLC		37	4	10%	41
ATRIA PARK OF LAKE FOREST (WG HERITAGE LF LLC)		40	1	2%	41
FLORIDA HOSPITAL NEW SMYRNA		4	37	90%	41
PRIDE DIAGNOSTICS		24	16	40%	40
ROSECASTLE OF JACKSONVILLE LLC		39	1	3%	40
DOH-WEST PALM BEACH BRANCH LABORATORY		2	38	95%	40
CAPITAL REGIONAL MEDICAL CENTER		2	38	95%	40
PACIFICA SENIOR LIVING OCALA		35	5	13%	40
URGENT CARE & WELLNESS CENTER		10	30	75%	40
FAST PACE MEDICAL CLINIC, PLLC		35	5	13%	40
FIRST CHOICE URGENT CARE		10	30	75%	40
CLINICAL PATHOLOGY LABORATORIES, INC		40			40
WALGREENS 3145		37	3	8%	40
UNIVERSTIY CENTER MEDICAL LLC DBA	1	36	3	8%	40
EXPRESS DOCS LLC			40	100%	40
LIFESTREAM BEHAVIORIAL CENTER		22	17	44%	39
CENTRA CARE – LAKE NONA		3	36	92%	39
MEDEX MEDICAL EXPRESS OF PALATKA LLC			39	100%	39
ERDOX		37	2	5%	39
NEXT MOLECULAR ANALYTICS		9	30	77%	39
MENORAH HOUSE		38	1	3%	39
LOURDES HOSPITAL INC		37	2	5%	39
JUNIPER VILLAGE AT CAPE CORAL		34	5	13%	39
CDR MAGUIRE INC	1	7	31	79%	39
NIGHT LITE PEDIATRICS CENTER LLC		8	31	79%	39

# COVID-19: testing by laboratory

Data through Jan 29, 2021 verified as of Jan 30, 2021 at 09:25 AM

Data in this report are provisional and subject to change.

The numbers in the table below represent the number of Florida and non-Florida residents for whom test results were received by the Department of Health. A person can be tested by more than one laboratory and can have both positive and negative results. **Therefore, the sum of the numbers in each column will be larger than the total number of people tested.**

Reporting lab	Inconclusive	Negative	Positive	Percent positive	Total
SOS MOBILE MEDICAL CARE LLC		30	9	23%	39
LINCOLN DIAGNOSTIC LAB		37	2	5%	39
BAY COUNTY JAIL ANNEX		34	5	13%	39
CLINICAL RESEARCH SEQUENCING PLATFORM		8	31	79%	39
BETHUNE-COOKMAN UNIVERSITY		21	18	46%	39
HOME CARE PHARMACY		39			39
CEDAR CREEK AT KINGS BAY INC		39			39
HOMEWOOD RESIDENCE AT FREEDOM PLAZA		37	1	3%	38
SURFSIDE URGENT CARE		26	12	32%	38
NORTH CENTRAL BRONX HOSPITAL		36	2	5%	38
AUTUMN OF SARASOTA		12	26	68%	38
LONGLEAF DIAGNOSTIC LABORATORIES		10	28	74%	38
CCRC @ SUNFLOWER LLC		35	3	8%	38
BENTON HOUSE OF ST. JOHNS		36	2	5%	38
BOND CLINIC, PA		9	29	76%	38
FLORIDA DEPARMENT OF HEALTH CLAY COUNTY		25	13	34%	38
MICHAEL AKPEKE MD		29	9	24%	38
UNIVERSITY OF ALABAMA		35	3	8%	38
FELICIDAD MEDICAL CENTER			38	100%	38
PUTNAM COUNTY SHERIFFS OFFICE		33	5	13%	38
MISSION OAKS ASSISTED LIVING		36	2	5%	38
PRACTICE MANAGEMENT OF AMERICA, INC.		7	31	82%	38
ADVENTIST HEALTH SYSTEM FLORIDA		26	12	32%	38
EC OPCO PENSACOLA, LLC		38			38
LINCOLN MEDICAL AND MENTAL HEALTH CENTER		36	2	5%	38
MOLECULAR DIAGNOSTICS		5	33	87%	38
THE COLLIER AT NAPLES		36	1	3%	37
HOLZER HEALTH CENTER		5	32	86%	37
FAMILY EXTENDED CARE OF SEBRING INC		35	2	5%	37
NORTHWELL HEALTH PLAINVIEW HOSPITAL LABORATORY		28	9	24%	37
BETHESDA HEALTH URGENT CARE		1	36	97%	37
HR SARASOTA OPERATOR LLC		25	12	32%	37
MINUTECLINIC DIAGNOSTIC OF KANSAS, PA		31	6	16%	37
PLAINVIEW URGENT CARE		35	2	5%	37
University Hills health and Rehabilitation		27	10	27%	37
ONE MILO		37			37
LABCORP BURLINGTON		14	23	62%	37
MAUREEN OROURKE-FUTEY			37	100%	37
BOULEVARD REHABILITATION CENTER		24	13	35%	37
STEWART MEDICAL GROUP, INC		21	16	43%	37
PATHOGENIUS LABORATORIES		30	7	19%	37
CONNECTICUT DEPARTMENT OF HEALTH		22	15	41%	37
PONCE THERAPY CARE CENTER		34	3	8%	37
BVL/LITTLE ANGEL PEDIATRICS		36			36
TAYLORVILLE FAMILY MEDICINE		29	7	19%	36
NOMI HEALTH LAB SERVICES LLC			36	100%	36
SOUTH LAKE PEDIATRICS		34	2	6%	36



# COVID-19: testing by laboratory

Data through Jan 29, 2021 verified as of Jan 30, 2021 at 09:25 AM

Data in this report are provisional and subject to change.

The numbers in the table below represent the number of Florida and non-Florida residents for whom test results were received by the Department of Health. A person can be tested by more than one laboratory and can have both positive and negative results. **Therefore, the sum of the numbers in each column will be larger than the total number of people tested.**

Reporting lab	Inconclusive	Negative	Positive	Percent positive	Total
SOLARIS SENIOR LIVING OF MERRITT ISLAND		35	1	3%	36
ACCURATE DIAGNOSTIC LAB		35	1	3%	36
MINUTE CLINIC INCORPORATE		30	6	17%	36
CINNAMON COVE ALF		36			36
CITRUS COUNTY HEALTH DEPARTMENT		33	3	8%	36
CENTRAL FLORIDA PEDIATRICS		13	23	64%	36
PALM BAY HOSPITAL			36	100%	36
BRIDGEVIEW CENTER LLC□		27	9	25%	36
HERNANDO ENDOSCOPY AND SURGERY CENTER		28	8	22%	36
SPRING MANOR ASSISTED LIVING		36			36
ISLAND URGENT CARE PLLC		35	1	3%	36
ADVENT HEALTH - FISH MEMORIAL		2	33	94%	35
SAN CARLOS PHARMACY		32	3	9%	35
MARIANNA HEALTH AND REHABILITATION CENTER		34	1	3%	35
PERSONAL PEDIATRICS		31	4	11%	35
UNION MEDICAL CARE PLLC		35			35
WUESTHOFF MEMORIAL HOSPITAL			35	100%	35
BEEHIVE HOMES OF GULF BREEZE		19	16	46%	35
IMA MEDICAL GROUP POINCIANA		14	21	60%	35
BARNETT PARK□			35	100%	35
P23 LABS		35			35
TERRACE AT HOBE SOUND, THE	1	31	3	9%	35
NEUROINTERNATIONAL SARASOTA		32	3	9%	35
IRL		4	31	89%	35
BAYSHORE PATHOLOGY CONSULTANTS PA		34	1	3%	35
PANCARE HEALTH - FREEPORT CLINIC SUITE B		28	7	20%	35
STAT ONE URGENT CARE CENTER		2	32	94%	34
PARAMOUNT WALK-IN CLINIC		1	33	97%	34
DEVELOPMENTAL DISABILITIES DEFENDANT PROGRAM		32	2	6%	34
WEST		21	13	38%	34
MORTON PLANT			34	100%	34
REDI-MED WALK IN FAMILY CLINIC			34	100%	34
SAFARI PEDIATRICS PA		33	1	3%	34
RAPID RELIABLE TESTING NY LLC		30	4	12%	34
POARCH BANC CREEK INDIANS TRIBAL HEALTH DEPARTMENT			34	100%	34
PREMIER COMMUNITY HEALTHCARE GROUP INC		33	1	3%	34
ST AUGUSTINE PEDIATRIC ASSOC		30	4	12%	34
TUSCAN GARDENS OF DELRAY BEACH MANAGEMENT COMPANY,		34			34
RASHDA ALBIBI M.D. P.A.		31	3	9%	34
COLLIER HMA PHYSICIAN MANAGEMENT LLC		26	8	24%	34
THE MERIDIAN AT BOCA RATON	1	33			34
CROSSROADS URGENT CARE		20	14	41%	34
CSL PLASMA INC		7	27	79%	34
TOTAL CARE PLUS LLC			34	100%	34
BIOFIRE		7	27	79%	34
Kensington Gardens		33			33
PRMG - EAST NAPLES		23	10	30%	33

# COVID-19: testing by laboratory

Data through Jan 29, 2021 verified as of Jan 30, 2021 at 09:25 AM

Data in this report are provisional and subject to change.

The numbers in the table below represent the number of Florida and non-Florida residents for whom test results were received by the Department of Health. A person can be tested by more than one laboratory and can have both positive and negative results. **Therefore, the sum of the numbers in each column will be larger than the total number of people tested.**

Reporting lab	Inconclusive	Negative	Positive	Percent positive	Total
PARKSIDE HEALTH AND REHABILITATION CENTER			33	100%	33
BELVEDERE COMMONS OF SUN CITY CENTER☐		33			33
S-H THIRTY FIVE OPCO - LUTZ, LLC		32	1	3%	33
LONG ISLAND JEWISH MED CTR		30	3	9%	33
GREENRIDGE GROUP HOME	3	11	19	58%	33
UNIVERSITY HOSPITAL		28	5	15%	33
JENNIFER J CHIAVETTA-GRLSANTI DC		24	9	27%	33
CALHOUN COUNTY HEALTH DEPT		13	20	61%	33
BOND CLINIC		3	30	91%	33
ERIC C MRSHAL, MD, PC #1842		31	2	6%	33
AHSE ROP		32	1	3%	33
PHOSPHORUS DIAGNOSTICS		27	6	18%	33
ATRIA WILLOW WOOD		32	1	3%	33
KINDRED HOSPITAL CENTRAL TAMPA BLOOD GAS	1	30	2	6%	33
325TH MEDICAL GROUP		33			33
WG EVERGREEN WOODS SH LLC		33			33
AYERS NURSING AND REHABILITATION CENTER		33			33
INNOVATION CLINICAL TRIALS, INC			33	100%	33
METRO KNOXVILLE HMA		25	8	24%	33
SANFORD MOBILE LAB PGA TOUR		32	1	3%	33
MANORCARE AT LELY PALMS		29	4	12%	33
STETSON UNIVERSITY STUDENT HEALTH CENTER		3	30	91%	33
MEDCOMP SCIENCES			33	100%	33
MAINSTREET FAMILY URGENT CARE		1	32	97%	33
ST. MARYS MEDICAL CENTER		1	32	97%	33
METROPOLITAN HOSPITAL CENTER		30	3	9%	33
PHYSICIAN ASSOCIATES LLC		26	7	21%	33
WESTMINSTER ST AUGUSTINE		32			32
PECONIC BAY MEDICAL CENTER LABORATORY		24	8	25%	32
VETERAN AFFAIRS MEDICAL CENTER - JAMES J PETERS		30	2	6%	32
NORTH CAROLINA DEPARTMENT OF HEALTH & HUMAN SERVICES	1		31	97%	32
NORTH FLORIDA / SOUTH GEORGIA VETERANS HEALTH SYSTEM			32	100%	32
HOLY NAME HOSPITAL LABORATORY		31	1	3%	32
JACKSON HEALTH SYSTEM		1	31	97%	32
MINUTECLINIC DIAGNOSTIC OF RHODE ISLAND, LLC #1544		31	1	3%	32
Gabisa Medical LLC		32			32
Heartland Health Care Center North Sarasota		18	14	44%	32
OPIS COQUINA CENTER		32			32
IPSUM DIAGNOSTICS		3	29	91%	32
VETERANS HOME			32	100%	32
VILLAGE ON THE ISLE☐		27	5	16%	32
S-H THIRTY FIVE OPCO - ORANGE CITY, LLC		23	9	28%	32
PATRICK MANOR INCORPORATED		32			32
NICEVILLE URGENT CARE		2	30	94%	32
PROMEDICA SENIOR LIVING		31	1	3%	32
NIGHT LITE PEDIATRICS URGENT CARE CENTER			32	100%	32
ANDALUSIA HEALTH		16	16	50%	32

# COVID-19: testing by laboratory

Data through Jan 29, 2021 verified as of Jan 30, 2021 at 09:25 AM

Data in this report are provisional and subject to change.

The numbers in the table below represent the number of Florida and non-Florida residents for whom test results were received by the Department of Health. A person can be tested by more than one laboratory and can have both positive and negative results. **Therefore, the sum of the numbers in each column will be larger than the total number of people tested.**

Reporting lab	Inconclusive	Negative	Positive	Percent positive	Total
ROYAL CARE OF AVON PARK		29	3	9%	32
SOUTHERN LABORATORY		6	25	81%	31
MOBILE MEDICAL ASSOCIATES PL		9	22	71%	31
COLLIER ANESTHESIA PAIN LLC		31			31
SILVER LAKE PEDIATRICS PA		27	4	13%	31
BROOKDALE CANOPY OAKS			31	100%	31
BRP SH OPCO LLC		31			31
PORT SAINT JOHN FAMILY PRACTICE		19	12	39%	31
WG BAYPOINT VILLAGE SH LLC		31			31
DISCOVERY COMMONS AT BRADENTON		31			31
LabCorp L#09258130 M#09258125		12	19	61%	31
CDR MAGUIRE - MIAMI BEACH CC MISSION 17388		2	29	94%	31
TRADITIONAL HOME CARE INC		30	1	3%	31
AVALON PARK RETIREMENT RESIDENCE		30	1	3%	31
MINUTECLINIC DIAGNOSTIC OF NEW JERSEY		25	6	19%	31
REGENCY PARK ASSISTED LIVING FACILITY		29	2	6%	31
PREMISE HEALTH MIA		1	30	97%	31
THE TERRACE AT IVY ACRES ALF		11	19	63%	30
CAMPBELL URGENT CARE			30	100%	30
HERITAGE WATERSIDE		27	3	10%	30
GRAMERCY PARK URGENT CARE		29	1	3%	30
AMEERAH LABS			30	100%	30
Okeechobee Health Care Facility		16	14	47%	30
ADVENT HEALTH PRIMARY CARE PLUS, WINTER GARDEN		26	4	13%	30
HIGHLANDS LAKE CENTER		27	3	10%	30
PENSACOLA DEVELOPMENTAL CENTER		14	16	53%	30
Baldwin Pediatrix		28	2	7%	30
CLINCLOUD, LLC			30	100%	30
BAHIA OAKS LODGE		28	2	7%	30
MAKO MEDICAL		16	14	47%	30
WAVE CREST HEALTH AND REHABILITATION CENTER		30			30
SOUTHSIDE HOSPITAL NORTHWELL HEALTH LABORATORY		27	3	10%	30
LAKELAND REGIONAL HEALTH GATEWAY CENTER		7	23	77%	30
WESTWOOD NURSING AND REHABILITATION		28	2	7%	30
NURSES HELPING HANDS INC ALF		29			29
ST JOHNS COUNTY DETENTION CENTER		29			29
UNION MEDICAL CARE		29			29
PRO HEALTH HARMONY		29			29
SUWANNEE COUNTY SHERIFF OFFICE		26	3	10%	29
ENCOMPASS HEALTH REHABILITATION HOSPITAL OF LARGO		26	3	10%	29
Consulate Health Care of Orange Park		27	2	7%	29
COMPREHENSIVE CHILDCARE		23	6	21%	29
MINUTE CLINIC LLC #2216		27	2	7%	29
P4CLINICAL	3	2	24	83%	29
WALK IN MEDICAL URGENT CARE		29			29
UNIV OF ROCHESTER-STRONG MEMORIAL HOSP		28	1	3%	29
WASHINGTON COUNTY HEALTH DEPARTMENT		17	12	41%	29

# COVID-19: testing by laboratory

Data through Jan 29, 2021 verified as of Jan 30, 2021 at 09:25 AM

Data in this report are provisional and subject to change.

The numbers in the table below represent the number of Florida and non-Florida residents for whom test results were received by the Department of Health. A person can be tested by more than one laboratory and can have both positive and negative results. **Therefore, the sum of the numbers in each column will be larger than the total number of people tested.**

Reporting lab	Inconclusive	Negative	Positive	Percent positive	Total
SUNTREE INTERNAL MEDICINE		29			29
PALM GARDEN OF JACKSONVILLE		27	2	7%	29
MIDDLETOWN MEDICAL P C		20	9	31%	29
EVERLYWELL		16	13	45%	29
NEMOURS CHILDRENS CLINIC		22	7	24%	29
INSTITUTE OF PATHOLOGY KINGS COUNTY		29			29
ORANGE PARK PEDIATRICS		23	6	21%	29
FLORIDA DEPARTMENT OF HEALTH IN MONROE COUNTY		26	3	10%	29
BOCA BIOLISTIC REFERENCE LAB			28	100%	28
NIGHT LITE PEDIATRIC CENTER		10	18	64%	28
BONIFAY NURSING AND REHAB CENTER			28	100%	28
MICHAEL J D'AMBROSE MD PA		26	2	7%	28
LAKELAND NURSING AND REHABILITATION CENTER			28	100%	28
ACTIVE SENIOR LIVING		26	2	7%	28
PANCARE HEALTH - BAY COUNTY - YOUNGSTOWN		25	3	11%	28
CDC		17	11	39%	28
PORT ST LUCIE HOSPITAL		25	3	11%	28
MICHIGAN DEPARTMENT OF HEALTH AND HUMAN SERVICES			28	100%	28
RENAISSANCE SENIOR LIVING	1	27			28
COMMUNITY MEDICAL CARE CENTER INC			28	100%	28
MORTON PLANT HOSPITAL NURSING			28	100%	28
CARE 4 U MANAGEMENT, INC			28	100%	28
HEALTH FIRST - VIERA HOSPITAL		1	27	96%	28
RENAISSANCE AT THE TERRACES		27	1	4%	28
EDEN AT CRESTVIEW		12	16	57%	28
LUTHERAN HAVEN EXTENDED CONGREGATE CAR		28			28
PANCARE HEALTH - BONIFAY K-8			27	100%	27
SUNCOAST LABS			27	100%	27
RIVERHEAD URGENT CARE		26	1	4%	27
EXPRESS CARE OF BELLEVIEW		27			27
WELLMED AT NEW TAMPA		21	6	22%	27
UCLA HEALTHCARE CLINICAL LABS		23	4	15%	27
SPANISH RIVER HIGH SCHOOL ESE		23	4	15%	27
SANTA BARBARA CARE CENTER		17	10	37%	27
UNIVERSITY MEDICAL CTR OF PRINCETON AT		25	2	7%	27
HEALTHPARK MEDICAL CENTER ABG LAB		26	1	4%	27
HARMONY HEALTH OPCO, LLC		15	12	44%	27
FLAGLER HOSPITAL INC	2		25	93%	27
BROOKDALE PHILLIPPI CREEK			27	100%	27
Cleveland Clinic Laboratories		4	23	85%	27
LAKE MARY - STIRLING CENTER SUITE 202			27	100%	27
REGENCY OAKS HEALTH CENTER		25	2	7%	27
OAKTREE HEALTHCARE			27	100%	27
EASYCARE WALK-IN CLINIC		11	16	59%	27
ABBOTT DIAGNOSTICS		18	9	33%	27
EASTERN SHORE URGENT CARE		17	9	35%	26
TGH URGENT CARE - RIVERVIEW			26	100%	26

# COVID-19: testing by laboratory

Data through Jan 29, 2021 verified as of Jan 30, 2021 at 09:25 AM

Data in this report are provisional and subject to change.

The numbers in the table below represent the number of Florida and non-Florida residents for whom test results were received by the Department of Health. A person can be tested by more than one laboratory and can have both positive and negative results. **Therefore, the sum of the numbers in each column will be larger than the total number of people tested.**

Reporting lab	Inconclusive	Negative	Positive	Percent positive	Total
PULMONARY SPECIALISTS OF THE PALM BEACHES		16	10	38%	26
MONCRIEF ARMY HEALTH CLINIC			26	100%	26
NATIONAL MENTOR HEALTHCARE LLC			26	100%	26
PALM BEACH COUNTY FIRE RESCUE		24	2	8%	26
KEY WEST MEDICAL CENTER	1	24	1	4%	26
DUVAL PHARMACY		21	5	19%	26
KEY PRIMARY CARE			26	100%	26
STATEN ISLAND UNIVERSITY HOSPITAL-POUCH		26			26
LOT HEALTH SERVICES☐	1	25			26
GULFCOAST PEDIATRICS		24	2	8%	26
ADVENT HEALTH PARTIN SETTLEMENT HEALTH PARK		18	8	31%	26
ROYAL PALM SENIOR RESIDENCE		26			26
CAREATC CITY OF TAMPA		18	8	31%	26
THE MINIER URGENT CARE		20	6	23%	26
MADISON COUNTY MEMORIAL HOSPITAL LABORATORY		14	12	46%	26
HARBORCHASE OF WELLINGTON CROSSING		24	2	8%	26
BODYK		22	4	15%	26
BRANDON COMMUNITY HEALTH CENTER		18	8	31%	26
PERDIDO URGENT CARE		1	25	96%	26
COLORADO DEPARTMENT OF HEALTH LABORATORY SERVICES DIVISION			26	100%	26
COUNTY OF LOS ANGELES			26	100%	26
INTERCOASTAL MEDICAL GROUP			26	100%	26
FHMG-FLORIDA HOSPITAL MEDICAL GROUP		21	5	19%	26
STUART REHABILITATION AND HEALTHCARE		12	14	54%	26
LOOP PEDIATRICS		22	4	15%	26
JAMAICA HOSPITAL MEDICAL CENTER		24	2	8%	26
ATRIA SAN PABLO		24	2	8%	26
PROFESSIONAL PEDIATRICS		24	2	8%	26
WEST BROWARD CARE CENTER		24	2	8%	26
ALABAMA CLINICS		13	13	50%	26
MERCY MEDICAL URGENT CARE CENTER INC		3	23	88%	26
ARTHREX MEDICAL CENTER		14	11	44%	25
MINUTE CLINIC, LLC DBA MINUTECLINIC #4505		23	2	8%	25
WARDE MEDICAL LABORATORY		17	8	32%	25
URGENT FAMILY CARE INC		22	3	12%	25
PREMIER URGENT CARE CENTER LLC			25	100%	25
WOMENS CARE FLORIDA LABORATORY		25			25
SANITAS		4	21	84%	25
RJ LEE GROUP	1	23	1	4%	25
LABORATORY ALLIANCE OF CENTRAL NEW YORK		24	1	4%	25
ST PETER'S BENDER LABORATORY		25			25
CVS MINUTE CLINIC		1	24	96%	25
SYNIVERSE WELLNESS CENTER		21	4	16%	25
MIAMI CLINICAL RESEARCH CORP			25	100%	25
EMERGENCY PHYSICIANS MEDICAL CENTER LLC		12	13	52%	25
EAST HILL MEDICAL GROUP		17	8	32%	25
VETERANS AFFAIRS MEDICAL CENTER - NEW YORK HARBOR		24	1	4%	25



# COVID-19: testing by laboratory

Data through Jan 29, 2021 verified as of Jan 30, 2021 at 09:25 AM

Data in this report are provisional and subject to change.

The numbers in the table below represent the number of Florida and non-Florida residents for whom test results were received by the Department of Health. A person can be tested by more than one laboratory and can have both positive and negative results. **Therefore, the sum of the numbers in each column will be larger than the total number of people tested.**

Reporting lab	Inconclusive	Negative	Positive	Percent positive	Total
MID FLORIDA PRIMARY CARE PA		19	6	24%	25
WEINBERG VILLAGE		24	1	4%	25
THE WATERMARK AT VISTAWILLA		25			25
Lanier Rehab			25	100%	25
ARCPPOINT LABS OF FORT LAUDERDALE		25			25
VASSAR BROTHERS MEDICAL CENTER LABORATORY		24	1	4%	25
TALLAHASSEE DEVELOPMENTAL CENTER☐		24	1	4%	25
ST. CLOUD HOSPITAL		20	5	20%	25
FEDERAL PRISON CAMP PENSACOLA			25	100%	25
WIREGRASS CLINIC LLC		20	5	20%	25
URGENT CARE CENTER			25	100%	25
FAMILY EXTENDED CARE OF PUNTA GORDA		25			25
FAMILY CARE PARTNERS		15	10	40%	25
ADVENT HEALTH - LAKE MARY PEDIATRICS		16	9	36%	25
BULLS HEAD URGENT CARE		25			25
UNIPATH		18	7	28%	25
FLORIDA ATLANTIC UNIVERSITY		21	3	13%	24
WEST VOLUSIA FAMILY AND SPORTS MEDICINE		23	1	4%	24
WESTMINSTER WOODS ON JULINGTON CREEK		22	2	8%	24
HENNEPIN COUNTY MEDICAL CENTER (HCMC)		13	11	46%	24
GARDENS HEALTH NH LLC		24			24
MINUTECLINIC DIAGNOSTIC OF RHODE ISLAND, LLC #212		24			24
MILLENIA ADVANCED SCIENTIFIC LLC			24	100%	24
EPIC REFERENCE LABS INC			24	100%	24
Kindred Hospital South Florida Hollywood SNU		23	1	4%	24
MONTEFIORE NEW ROCHELLE HOSPITAL		22	2	8%	24
BROWARD HEALTH IMPERIAL POINT NURSING			24	100%	24
JOHN KNOX VILLAGE OF CENTRAL FLORIDA		20	4	17%	24
ABL MEDICAL CARE LLC			24	100%	24
WELLNOW URGENT CARE		23	1	4%	24
FAMILY CARE PARTNERS URGENT CARE LLC		18	6	25%	24
HERITAGE OAKS ASSISTED LIVING & MEMORY CARE		20	4	17%	24
MADWAR		19	5	21%	24
WESTPAC LABS		1	23	96%	24
VIKOR SCIENTITIC			24	100%	24
SENIOR HEALTH OF WINTER PARK DUNDEE		24			24
VILLAGES REHABILITATION AND NURSING CENTER		24			24
TARPON BAYOU CENTER			24	100%	24
GULFSIDE HOSPICE INC		21	3	13%	24
AVENTIS BIO-SERVICES CTL		24			24
COURTYARDS OF ORLANDO		24			24
PHYSICIANS PRIMARY CARE OF SW FLORIDA PL		24			24
ATRIA LADY LAKE		24			24
PENSACOLA PEDIATRICS - PACE		16	8	33%	24
THE CHAPPEL GROUP RESEARCH		24			24
FAST PACE MEDICAL CLINIC		22	2	8%	24
UR CARE FAMILY AND SPORTS MEDICINE			24	100%	24

# COVID-19: testing by laboratory

Data through Jan 29, 2021 verified as of Jan 30, 2021 at 09:25 AM

Data in this report are provisional and subject to change.

The numbers in the table below represent the number of Florida and non-Florida residents for whom test results were received by the Department of Health. A person can be tested by more than one laboratory and can have both positive and negative results. **Therefore, the sum of the numbers in each column will be larger than the total number of people tested.**

Reporting lab	Inconclusive	Negative	Positive	Percent positive	Total
STEWARD MELBOURNE HOSPITAL			24	100%	24
LABORATORY DYNAMICS		20	4	17%	24
ATRIA AT ST JOSEPHS		24			24
ASHTON PLACE	3	17	4	17%	24
THE COMMONWEALTH OF MASSACHUSETTS			24	100%	24
NCHD		10	14	58%	24
PARK WEST MEDICAL CENTER		22	1	4%	23
RESIDENCE AT BAY VUE		22	1	4%	23
MED PLUS FLORENCE		19	4	17%	23
THE LODGE AND REHABILITATION CENTER		9	14	61%	23
M&V SAN JOSE MEDICAL CENTER			23	100%	23
CHIPOLA MEDICAL ASSOCIATES		4	19	83%	23
WUESTHOFF MEDICAL CENTER-MELBOURNE			23	100%	23
STATE LAB		2	21	91%	23
CORAL HOUSE ASSISTED LIVING COMMUNITY LLC		23			23
WEISS PEDIATRIC CARE LLC		16	7	30%	23
ADVANCED URGENT CARE		12	11	48%	23
FLORIDA PEDIATRIC GROUP PA		19	4	17%	23
SUMTER PEDIATRICS		21	2	9%	23
GASTROENTEROLOGY ASSOCIATES OF PENSACOLA PA		20	3	13%	23
ALAN A SMITH MD LLC		22	1	4%	23
NEW JERSEY		22	1	4%	23
ISLAND COAST PEDIATRICS PA		22	1	4%	23
EGL GENETIC DIAGNOSTICS		1	22	96%	23
ADVENTHEALTH MEDICAL GROUP FAMILY MEDICINE		22	1	4%	23
MADISON COUNTY MEMORIAL HOSP		12	11	48%	23
FINLAY C. LABORATORY		3	20	87%	23
LAKE PLACID HEALTH AND REHABILITATION			23	100%	23
NOBLE SENIOR LIVING		3	20	87%	23
NORTH FLORIDA PEDIATRICS - JACKSONVILLE		21	2	9%	23
UF HEALTH NORTH JACKSONVILLE			23	100%	23
UNION CHD		21	2	9%	23
PINELLAS INTERNAL MEDICINE ASSOCIATES		22	1	4%	23
UNIVERSITY HILLS HEALTH AND REHABILITATION CENTER		18	5	22%	23
TAMPA BAY CONCIERGE DOCTOR, LLC		22	1	4%	23
SUNQUEST		3	20	87%	23
COLONY CARE CENTER		14	9	39%	23
CHILDREN'S MEDICAL CENTER			23	100%	23
OAKMONTE VILLAGE		22	1	4%	23
FIRST CHOICE PEDIATRICS LOOP		20	2	9%	22
MAYO CLINIC JACKSONVILLE		1	21	95%	22
STEWARD MEDICAL GROUP INC			22	100%	22
SARASOTA MEMORIAL NURSING & REHABILITATION CTR		22			22
Wiregrass Rehabilitation Center and Nursing Home		22			22
GOOD SAMARITAN HOSPITAL LABORATORY		19	3	14%	22
EBEIDS MD PEDIATRICS		19	3	14%	22
CHILDRENS MEDICAL CENTER			22	100%	22

# COVID-19: testing by laboratory

Data through Jan 29, 2021 verified as of Jan 30, 2021 at 09:25 AM

Data in this report are provisional and subject to change.

The numbers in the table below represent the number of Florida and non-Florida residents for whom test results were received by the Department of Health. A person can be tested by more than one laboratory and can have both positive and negative results. **Therefore, the sum of the numbers in each column will be larger than the total number of people tested.**

Reporting lab	Inconclusive	Negative	Positive	Percent positive	Total
SOUTHEASTERN OUTPATIENT SURGERY CENTER		21	1	5%	22
FORT CAROLINE GARDENS, INC		20	2	9%	22
MARION PEDIATRICS PA		17	5	23%	22
COASTAL SKIN SURGERY AND DERMATOLOGY		15	7	32%	22
URGENT CARE USA			22	100%	22
LAKEVIEW HEALTH CARE SYSTEMS		8	14	64%	22
DIACARTA INC.		22			22
LAKELAND REGIONAL HEALTH PABLO		21	1	5%	22
HUNT CLUB PEDIATRIC ASSOCIATES LLC		19	3	14%	22
VIP WALK IN CLINIC		10	12	55%	22
ROCKLEDEGE REGIONAL MEDICAL CENTER		17	5	23%	22
SUMMIT MEDICAL GROUP - 75 E NORTHFIELD		20	2	9%	22
AMMON ANALYTICAL LABORATORIES		19	3	14%	22
WELL-BEING MEDICAL CENTER PLLC		20	2	9%	22
LEE MEMORIAL HEALTH SYSTEM HEALTH FAIR		19	3	14%	22
HOLMES COUNTY HEALTH DEPARTMENT		15	7	32%	22
SEAGRASS VILLAGE			22	100%	22
FLORIDA PEDIATRICS		6	16	73%	22
RESIDENTIAL PLAZA AT BLUE LAGOON INC		20	2	9%	22
TEN HEALTHCARE		6	16	73%	22
BROOKDALE UNIVERSITY HOSPITAL		21	1	5%	22
LYSTER ACH FT RUCKER AL		19	3	14%	22
MOBILE DIVISION LABORATORY		7	15	68%	22
ELAN SPANISH SPRINGS		4	18	82%	22
APOLLO SURGERY CENTER		20	2	9%	22
PRIME CARE ONE LLC/HARBORCHASE OF VENICE			22	100%	22
CENTRAL FLORIDA HEALTH CARE INC		2	20	91%	22
UPMC CHAUTAUQUA AT WCA LABORATORY		20	1	5%	21
MINUTECLINIC, LLC #08366		16	5	24%	21
NAPHCARE, INC.		11	10	48%	21
PALMETTO PEDIATRICS			21	100%	21
TIFFANY LAKE CARE CENTERS INC		21			21
LONG TERM CARE OF JAY, LLC			21	100%	21
FLORIDA HOSPITAL LABS		11	10	48%	21
INTERNATIONAL MEDICAL LABORATORY INC		21			21
MD BEAUTY LABS, PA		20	1	5%	21
BAPTIST PRIMARY BLACK CREEK SOUTH			21	100%	21
AMERICAN ESOTERIC LABORATORIES		6	15	71%	21
81ST MEDICAL GROUP			21	100%	21
DCH REGIONAL MEDICAL CENTER LABORATORY		20	1	5%	21
PULSE MEDICAL GROUP INC			21	100%	21
BROOKWOOD BAPTIST MEDICAL CENTER		20	1	5%	21
MINUTECLINIC DIAGNOSTIC OF NORTH CAROLINA		21			21
IMA MEDICAL CENTER		9	12	57%	21
MINUTE CLINIC DIAGNOSTIC OF SC, LLC #75		20	1	5%	21
SIGNATURE HEALTHCARE OF ORANGE PARK		20	1	5%	21
VIRTUA		17	4	19%	21

# COVID-19: testing by laboratory

Data through Jan 29, 2021 verified as of Jan 30, 2021 at 09:25 AM

Data in this report are provisional and subject to change.

The numbers in the table below represent the number of Florida and non-Florida residents for whom test results were received by the Department of Health. A person can be tested by more than one laboratory and can have both positive and negative results. **Therefore, the sum of the numbers in each column will be larger than the total number of people tested.**

Reporting lab	Inconclusive	Negative	Positive	Percent positive	Total
PHYSICIANS CARE		18	3	14%	21
ROCKLEDGE FAMILY HEALTH			21	100%	21
ADVANCE URGENT CARE CENTER, LLC		1	20	95%	21
GREEN GABLES ASSISTED LIVING FACILITY		21			21
Summit Medical Group Westfield Lab		18	3	14%	21
PHYSICIANS STAT		2	19	90%	21
ST JUDE CHILDRENS RESEARCH HOSPITAL		21			21
ARDEN COURTS OF WINTER SPRINGS		18	3	14%	21
CARESPOT		1	20	95%	21
CCS - BROWARD COUNTY JAIL		21			21
LIFE CARE CENTER OF JACKSONVILLE			21	100%	21
ACCESS 365 URGENT CARE		7	14	67%	21
SUNSHINE ASSISTED LIVING		21			21
PATHGROUP			21	100%	21
CONNECTDX		6	15	71%	21
NOVANT HEALTH		15	6	29%	21
Bon Secours Maria Manor		16	5	24%	21
THE TRADITION OF THE PALM BEACHES		20	1	5%	21
CANTON-POTSDAM HOSPITAL LABORATORY		21			21
ADVENTHEALTH MEDICAL GROUP FAMILY & INTERNAL		9	12	57%	21
CLINICAL PATHOLOGY LABORATORIES SOUTHEAST			21	100%	21
LONG TERM CARE OF GULF BREEZE LLC		17	3	15%	20
CL BRUMBACK PRIMARY CARE CLINIC LANTANA		2	18	90%	20
LAKE WORTH MANOR		19	1	5%	20
POINT OF CARE CLINICS PRIMARY CARE		20			20
SOMA MEDICAL CENTER PA #3			20	100%	20
LONG BEACH URGENT CARE		20			20
BROOKDALE SOUTHPPOINT			20	100%	20
COMPLETE HOME CARE OF THE PALM BEACHES LLC		19	1	5%	20
PINES NURSING HOME		19	1	5%	20
ESTATES MEDICAL CENTER		12	8	40%	20
ALWAYS BEST CARE SENIOR SERVICES		18	2	10%	20
ADVENT HEALTH EXPRESS		9	11	55%	20
GERALD J KIVETT MD		18	2	10%	20
AESTHETIC ENHANCEMENTS		20			20
SOUTH CAROLINA DEPARTMENT OF HEALTH			20	100%	20
HENDRY REGIONAL CORPORATE HEALTH			20	100%	20
BEST MEDICAL CENTER		11	9	45%	20
MINUTECLINIC DIAGNOSTIC OF MICHIGAN		18	2	10%	20
CERON PEDIATRICS & INTEGRATIVE MEDICIN		20			20
TGH MEDICAL GROUP LABORATORY CARROLLWOOD			20	100%	20
APOLLO HEALTH & REHABILITATION		15	5	25%	20
PALMS MEDICAL GROUP - LAKE CITY WEST		3	17	85%	20
REDITUS LABORATORIES			20	100%	20
MARYLAND DEPARTMENT OF HEALTH			20	100%	20
CARENOW - DOWNTOWN NORTH GULCH		20			20
MIGUEL E TREVINO MD PA		17	3	15%	20

# COVID-19: testing by laboratory

Data through Jan 29, 2021 verified as of Jan 30, 2021 at 09:25 AM

Data in this report are provisional and subject to change.

The numbers in the table below represent the number of Florida and non-Florida residents for whom test results were received by the Department of Health. A person can be tested by more than one laboratory and can have both positive and negative results. **Therefore, the sum of the numbers in each column will be larger than the total number of people tested.**

Reporting lab	Inconclusive	Negative	Positive	Percent positive	Total
GLEN COVE HOSPITAL		20			20
CAPE CORAL HOSPITAL ABG LABORATORY		10	10	50%	20
ORANGE PEDIATRICS			20	100%	20
HEALTHY MINORS, LLC.		20			20
PONCE PLAZA NURSING & REHAB CENTER		4	16	80%	20
RAINBOW PEDIATRICS		1	19	95%	20
JUPITER MEDICAL CENTER PHYSICIANS GROUP, INC		18	2	10%	20
GROWING TOGETHER PEDIATRICS, LLC		16	4	20%	20
CARESPOT OF NOCATEE		1	19	95%	20
DALE MEDICAL CENTER		15	5	25%	20
MEDICAL EXPRESS CORP		18	2	10%	20
SOUTHCOR LABORATORY		2	18	90%	20
WAKULLA COUNTY HEALTH DEPARTMENT		6	14	70%	20
ENGLEWOOD HOSPITAL AND MEDICAL CENTER		16	4	20%	20
BAY PEDIATRICS PA		18	2	10%	20
MID FLORIDA PATHOLOGY LLC		19	1	5%	20
BETHESDA HEALTH PHYSICIAN GROUP INC			20	100%	20
BIG BEND CARES, INC		17	3	15%	20
OLIVE BRANCH HEALTH AND REHABILITATION CENTER			20	100%	20
HEALTH MED CENTERS		20			20
HARBOUR ISLAND PEDIATRICS		12	8	40%	20
FORT SANDERS REGIONAL LABORATORY		20			20
ATLAN		18	2	10%	20
THE PRESERVE AT CLEARWATER		19	1	5%	20
MEDEXPRESS URGENT CARE - BLOOMINGTON		16	3	16%	19
JOSEF SCHENKER MD PC		19			19
BAY STREET PHARMACY☐		18	1	5%	19
SOLE HEALTH LLC		19			19
OHIO CVS STORES, LLC DBA		17	2	11%	19
SEVEN RIVERS REGIONAL MEDICAL CENTER		5	14	74%	19
OPTUMCARE SOUTH FLORIDA, LLC		14	5	26%	19
Salerno Bay Health & Rehabilitation Center		13	6	32%	19
HUNTINGTON STATION URGENT CARE		18	1	5%	19
NO NAME		8	11	58%	19
MARTHA'S HOUSE & ASSISTED LIVING FACILITY		19			19
ROBERT H JENKINS JR VETERANS' DOMICILIARY HOME OF		16	3	16%	19
STONE WASH CLINICAL LABORATORIES		2	17	89%	19
BAYVIEW MEDICAL		19			19
NANO HEALTH ASSOCIATES LLC		19			19
UNIV OF NORTH ALABAMA HEALTH CENTER		18	1	5%	19
LAB INTERMARKET FACILITY LAB		1	18	95%	19
FLORIDA COMMUNITY HEALTH CENTER OF ST. LUCIE		1	18	95%	19
MAGNOLIA PEDIATRICS		2	17	89%	19
INTEGRATED REGIONAL LABORATORIES - LARGO			19	100%	19
JEFFERSON K-12, A SOMERSET SCHOOL- CLINIC		16	3	16%	19
CAREHERE LAKE SCHOOLS EMPLOYEE HEALTH CENTER		12	7	37%	19
MORNINGSIDE MANOR & VILLA ADULT CARE C		19			19



# COVID-19: testing by laboratory

Data through Jan 29, 2021 verified as of Jan 30, 2021 at 09:25 AM

Data in this report are provisional and subject to change.

The numbers in the table below represent the number of Florida and non-Florida residents for whom test results were received by the Department of Health. A person can be tested by more than one laboratory and can have both positive and negative results. **Therefore, the sum of the numbers in each column will be larger than the total number of people tested.**

Reporting lab	Inconclusive	Negative	Positive	Percent positive	Total
DEPT OF VA MED CENTE-WEST PALM BEACH			19	100%	19
TOTAL ACCESS URGENT CARE			19	100%	19
MINUTECLINIC, LLC		15	4	21%	19
BROOKDALE MANDARIN CENTRAL		6	13	68%	19
SHORE MEMORIAL HOSPITAL		16	3	16%	19
LAKE COUNTY SCHOOLS EMPLOYEE HEALTH CENTER		12	7	37%	19
PRIMECARE OF DOTHAN-DALEVILLE CLINIC		14	5	26%	19
ESOTERIX GENETIC LABORATORIES		16	3	16%	19
COLORADO DEPARTMENT OF PUBLIC HEALTH AND ENVIRONMENT			19	100%	19
ISLAND LAKE CENTER		4	15	79%	19
ASSISTED LIVING OF BROWARD		19			19
MED HEALTH SERVICES		18	1	5%	19
PROFESSIONAL PARK PEDIATRICS PA			19	100%	19
MEDEXPRESS - BLOOMIN BRANDS		4	15	79%	19
MIRIMUS CLINICAL LABS		8	11	58%	19
BARBARA O'REILLY MD PA		18			18
BOZEMAN HEALTH DEACONESS HOSPITAL		13	5	28%	18
CLERMONT ADVENTHEALTH CENTRA CARE			18	100%	18
Clearwater Center		8	10	56%	18
HUNT CLUB MEDICAL		13	5	28%	18
WALGREENS COVID-19		14	4	22%	18
MADISON CORE LABORATORIES		17	1	6%	18
ROSLYN URGENT CARE		18			18
DEPT OF VA MEDICAL CENTER - BAY PINES			18	100%	18
NORTH PINELLAS CHILDRENS MEDICAL CENTER			18	100%	18
TOTAL RENAL LABORATORIES INC		13	5	28%	18
BUREAU OF PUBLIC HEALTH	1	1	16	89%	18
Sovereign Laboratory Services, LLC		16	2	11%	18
AURORA DIAGNOSTICS		6	12	67%	18
REGENCY SQUARE MALL - SEARS		3	15	83%	18
HOLIDAY MEDICAL ASSOCIATES		1	17	94%	18
GOOD SAMARITAN SOCIETY OF DAYTONA		16	2	11%	18
MARION COUNTY HEALTH DEPARTMENT		17	1	6%	18
ROCKLAND URGENT CARE FAMILY HEALTH NP		18			18
JACKSON NORTH MEDICAL CENTER		2	16	89%	18
MD NOW MEDICAL CENTERS INC		1	17	94%	18
MOORINGS PARK OAKSTONE AT GREY OAKS		17	1	6%	18
TENNESSEE DEPARTMENT OF HEALTH		14	4	22%	18
SUNLIFE PHARMACY		18			18
CARDIOLOGY AND MEDICINE ASSOCIATES INC		18			18
AMELIA ASSISTED LIVING FACILITY		18			18
ISLAMORADA VILLAGE OF ISLANDS FIRE RESCUE		18			18
TIMBERLANE LODGE ALF	1	10	7	39%	18
MARQUES PEDIATRICS			18	100%	18
NEW YORK PRESBYTERIAN - ALLEN HOSPITAL		18			18
FAMILY CARE CYPRESS CREEK		1	17	94%	18
ASURANCE SCIENTIFIC LABORATORIES		18			18

# COVID-19: testing by laboratory

Data through Jan 29, 2021 verified as of Jan 30, 2021 at 09:25 AM

Data in this report are provisional and subject to change.

The numbers in the table below represent the number of Florida and non-Florida residents for whom test results were received by the Department of Health. A person can be tested by more than one laboratory and can have both positive and negative results. **Therefore, the sum of the numbers in each column will be larger than the total number of people tested.**

Reporting lab	Inconclusive	Negative	Positive	Percent positive	Total
MICHELLE S PAGE MD PA		18			18
HEARTLAND PHARMACY LAKE PLACID, INC		8	10	56%	18
MONROE COUNTY DETENTION CENTER			18	100%	18
HALIFAX HEALTH URGENT CARE		3	15	83%	18
XPRESS WELLNESS URGENT CARE			18	100%	18
ADIRONDACK MEDICAL CENTER		18			18
EAST HILL PHARMACY		10	8	44%	18
TPCA CLINICAL LABORATORIES		15	3	17%	18
COMMONWEALTH OF MASSACHUSETTS			18	100%	18
UM MILLER SCHOOL OF MEDICINE			18	100%	18
ROADS PEDIATRICS,LLC		16	2	11%	18
CENTERPLACE HEALTH		2	16	89%	18
MARATHON HEALTH FOR LIFE		16	2	11%	18
LIGHTHOUSE PEDIATRICS OF NAPLES		14	4	22%	18
BRADFORD COUNTY HEALTH DEPARTMENT		17	1	6%	18
GENERAL INTERNAL MEDICINE MEDICAL CTR CLINIC		13	5	28%	18
HOWARD BEACH URGENT CARE		18			18
HARTFORD HOSPITAL ANCILLARY LAB		17	1	6%	18
DAVID LAWRENCE CENTER		15	3	17%	18
ASCENSION ST VINCENT'S PRIMARY CARE			17	100%	17
JESSIE TRICE COMMUNITY HEALTH SYSTEM, INC		1	16	94%	17
URGENT CARE WEST CLINIC		14	3	18%	17
RESOLVE MOLECULAR DIAGNOSTICS		13	4	24%	17
OCOE PEDIATRICS		14	3	18%	17
MORRIS PARK URGENT CARE		14	3	18%	17
UAH STUDENT HEALTH CENTER		11	6	35%	17
COAST MED URGENT CARE		16	1	6%	17
GATTOLINE ENTERPRISES, INC. DBA FAMILY CARE PHARMACY		12	5	29%	17
WELLMED AT LAKE COPELAND		11	6	35%	17
BIOREFERENCE LABORATORIES INC		3	14	82%	17
ROYAL PALM MEDICAL GROUP, INC		17			17
ST. JUDES LABORATORIES		12	5	29%	17
FAMILY AND INTERNAL MEDICINE AT AVALON PARK		14	3	18%	17
BHA CENTRAL COUNTY CLINIC		1	16	94%	17
WELLINGTON FAMILY PRACTICE		13	4	24%	17
ALL PEDIATRIC CARE			17	100%	17
JUPITER MEDICAL CENTER			17	100%	17
WALGREEN EASTERN CO, INC		17			17
JUST FOR KIDS PEDIATRICS		5	12	71%	17
NEWYORK-PRESBYTERIAN/ LAWRENCE HOSPITAL LABORATORY		15	2	12%	17
CVS MINUTE CLINIC DIAGNOSTIC OF NORTH CAROL		13	4	24%	17
MINIMALLY INVASIVE VASCULAR INC		15	2	12%	17
ST ELIZABETH MEDICAL CENTER LABORATORY		16	1	6%	17
HELIX DIAGNOSTICS			17	100%	17
EP MEDICAL EQUIPMENT PHARMACY		16	1	6%	17
ADVENT HEALTH MEDICAL GROUP- FAMILY MEDICINE AT DR. PHILIPS		12	5	29%	17
BROOKDALE ST AUGUSTINE			17	100%	17

# COVID-19: testing by laboratory

Data through Jan 29, 2021 verified as of Jan 30, 2021 at 09:25 AM

Data in this report are provisional and subject to change.

The numbers in the table below represent the number of Florida and non-Florida residents for whom test results were received by the Department of Health. A person can be tested by more than one laboratory and can have both positive and negative results. **Therefore, the sum of the numbers in each column will be larger than the total number of people tested.**

Reporting lab	Inconclusive	Negative	Positive	Percent positive	Total
THE CANOPY AT HARPER LAKE	1		16	94%	17
KIVA AT CANTERBURY, LLC		17			17
VALLEY IMMEDIATE CARE		15	2	12%	17
WINTER PARK FAMILY PRACTICE LLC		17			17
MID-FLORIDA PATHOLOGY, LLC		12	5	29%	17
MINUTE CLINIC DIAGNOSTIC OF VIRGINIA		13	4	24%	17
MARCO DRUGS AND COMPOUNDING		13	4	24%	17
CLEARWATER EMPLOYEE HEALTH CLINIC		4	13	76%	17
ST VINCENT'S EAST		16	1	6%	17
FUNGAL REFERENCE LABORATORY		12	5	29%	17
URGENT CARE AT LONGWOOD			17	100%	17
MINUTECLINIC DIAGNOSTIC OF HAWAII LLC		16	1	6%	17
GENTIVA HEALTH SERVICES		15	2	12%	17
LANDMARK HOSPITAL SOUTHWEST FLORIDA LLC		16	1	6%	17
COOPER HEALTHCARE		17			17
Z UROLOGY		17			17
BAY BREEZE HEALTH AND REHABILITATION CENTER		9	8	47%	17
KIVA AT CANTERBURY			17	100%	17
BAYCARE MEDICAL GROUP INC			17	100%	17
UVMC MICROBIOLOGY		16	1	6%	17
HEALTHCARE NOW			17	100%	17
ERIC C MARSHAL MD, PC DBA MINUTECLINIC		16	1	6%	17
BRIDGEWAY HEALTH CLINICS INC			17	100%	17
ST JOSEPH'S HOSPITAL LABORATORY			17	100%	17
CONSOLIDATED LAB SERVICES		8	9	53%	17
Winter Park Care and Rehab		16	1	6%	17
WINSHIPS PHARMACY INC		17			17
TENDER CARE ALF		17			17
BAYFRONT HMA CONVENIENT CARE, LLC		2	14	88%	16
UHEALTH AT FISHER ISLAND			16	100%	16
ARCPPOINT LABS OF WEST PALM BEACH			16	100%	16
MINUTECLINIC DIAGNOSTIC OF ILLINOIS L		14	2	13%	16
LOVING CARE OF THE TREASURE COAST LLC	1	10	5	31%	16
PRO HEALTH FAMILY PHYSICIANS, NYSTROM		16			16
REGENEXX TAMPA BAY		14	2	13%	16
SHELBY BAPTIST MEDICAL CENTER		11	5	31%	16
FAST TRACK URGENT CARE CENTER - TYRONE			16	100%	16
MIRIMUS INC		1	15	94%	16
CAREHERE- LCS LEESBURG			16	100%	16
Lab MSMC Hialeah			16	100%	16
ALBIBI		1	15	94%	16
MASSACHUSETTS GENERAL HOSPITAL		1	15	94%	16
KEYSTYLE LIVING LLC	1	15			16
OKEECHOBEE HEALTHCARE FACILITY			16	100%	16
BONIFAY NURSING AND REHABILITATION CENTER			16	100%	16
LAKE INTERNAL MEDICINE ASSOCIATES PA		13	3	19%	16
MILLENNIUM PHYSICIAN GRP LLC NAPLES PINE RIDGE			16	100%	16

# COVID-19: testing by laboratory

Data through Jan 29, 2021 verified as of Jan 30, 2021 at 09:25 AM

Data in this report are provisional and subject to change.

The numbers in the table below represent the number of Florida and non-Florida residents for whom test results were received by the Department of Health. A person can be tested by more than one laboratory and can have both positive and negative results. **Therefore, the sum of the numbers in each column will be larger than the total number of people tested.**

Reporting lab	Inconclusive	Negative	Positive	Percent positive	Total
NOVANT HEALTH GOHEALTH URGENT CARE-HARRISBURG		8	8	50%	16
ADVENT HEALTH - ZEPHYRHILLS			16	100%	16
AVOW HOSPICE INC		16			16
DIEGO FALLON MD PA		6	10	63%	16
MD PLUS URGENT CARE, LLC			16	100%	16
ODYSSEY HEALTHCARE OF MARION COUNTY, LLC		15	1	6%	16
CONCORD LIFE SCIENCES LLC		3	13	81%	16
CRUCIAL CARE		10	6	38%	16
GRACE MEDICAL HOME		12	4	25%	16
ST CATHERINE OF SIENA HOSPITAL		14	2	13%	16
ST AUGUSTINE PLANTATION		1	15	94%	16
SRMC AVALON		9	7	44%	16
JOSEPH MIGNOGNA		13	3	19%	16
MEDEXPRESS URGENT CARE LEWISBURG		15	1	6%	16
BROOKDALE BRANDON	1	15			16
DARDEN WELLNESS CENTER		13	3	19%	16
URGENT CARE CLINIC OF LINCOLN		14	2	13%	16
HEALTH CENTRAL HOSPITAL			16	100%	16
PANAMA CITY VITAS HOSPICE		16			16
CIGNA PBSO WEST PALM			16	100%	16
MINUTECLINIC DIAGNOSTIC OF NORTH CAROLINA PC		14	2	13%	16
ROWLETT MIDDLE ACADEMY		14	2	13%	16
TEXAS DEPARTMENT OF STATE HEALTH SERVICES		3	13	81%	16
REHAB AND HEALTHCARE CENTER OF CAPE CORAL		16			16
TOTTENVILLE CIRCLE URGENT CARE		16			16
MAITLAND PRIMARY CARE		9	7	44%	16
ADVENT HEALTH - TIMBERRIDGE ER		12	4	25%	16
ARDEN COURTS OF SARASOTA			16	100%	16
CENTRAL FLORIDA PEDIATRIC URGENT CARE LLC		14	2	13%	16
49D2045214PHYSICIAN OFFICE-WAIVER-MEDEXPRESS URGENT CARE - HARRISONBU		7	9	56%	16
ARDEN COURTS OF LELY PALMS		15	1	6%	16
HOLLISMED LLC		15	1	6%	16
ALL FLORIDA FAMILY & SPORTS MEDICINE		15	1	6%	16
XERA MED RESEARCH			16	100%	16
INTERNAL MEDICINE ASSOCIATES & SPECIALTIES INC		15	1	6%	16
FLORIDA ENDOSCOPY & SURGERU CTR LLC		16			16
MCWHORTER SCHOOL OF PHARMACY		16			16
PROMEDICA LABORATORIES		11	5	31%	16
OSCEOLA ALF OPERATOR, LLC DBA		15			15
COASTAL FAMILY PRACTICE		8	7	47%	15
BESSENT ROAD GROUP HOME		15			15
FAMILY CARE CENTER OF ARLINGTON		10	5	33%	15
KRYSTAL BAY NURSING AND REHABILITATION		11	4	27%	15
MILTON 4707		15			15
AHEC CLINIC		1	14	93%	15
DIATHERIX		13	2	13%	15
ROBERT WOOD JOHNSON UNIVERSITY HOSP		13	2	13%	15

# COVID-19: testing by laboratory

Data through Jan 29, 2021 verified as of Jan 30, 2021 at 09:25 AM

Data in this report are provisional and subject to change.

The numbers in the table below represent the number of Florida and non-Florida residents for whom test results were received by the Department of Health. A person can be tested by more than one laboratory and can have both positive and negative results. **Therefore, the sum of the numbers in each column will be larger than the total number of people tested.**

Reporting lab	Inconclusive	Negative	Positive	Percent positive	Total
BAPTIST MEMORIAL HEALTH CARE		13	2	13%	15
GRAND VILLA OF ST. PETERSBURG		13	2	13%	15
PINELLAS 1 HOME HEALTH CARE CORP		15			15
MULBERRY'S MOBILE PROVIDER SERVICES LLC		1	14	93%	15
EXPRESS FAMILY CARE LLC			15	100%	15
TELEVISIT MALABAR PEDIATRICS		5	10	67%	15
COLLEGE POINT URGENT CARE		13	2	13%	15
SOUTH CAROLINA DEPT OF HEALTH AND ENVIRONMENT CONTROL		2	13	87%	15
CHARLOTTE CHD PORT CHARLOTTE		12	3	20%	15
LAKE CO EMPLOYEE HEALTH AND WELLNESS CENTER		14	1	7%	15
GUARDANT HEALTH		11	4	27%	15
CARESPOT EXPRESS HEALTHCARE			15	100%	15
ADVENT HEALTH - WESTCHASE ER		11	4	27%	15
BLOUNT MEMORIAL HOSPITAL		13	2	13%	15
MINUTECLINIC, LLC, DBA MINUTECLINIC #5		12	3	20%	15
BOCA SIMON LAB		1	14	93%	15
MICHAEL A VENAZIO MD		13	2	13%	15
FLORIDA DEPARTMENT OF HEALTH IN HILLSBOROUGH COUNTY		1	14	93%	15
MEADOWCREST MOLECULAR DIAGNOSTICS, LLC			15	100%	15
MINUTE CLINIC DIAGNOSTIC OF NEW JERSEY		15			15
EASTLAKE PEDIATRICS - TRINITY		15			15
GLEN OAKS URGENT CARE		15			15
OCEANSIDE URGENT CARE		15			15
WELLMED AT PLANT CITY		9	6	40%	15
BAYLOR GENETICS		6	9	60%	15
Citymd Of Lacey		14	1	7%	15
SPEARHEAD MEDICAL			15	100%	15
CENTER ONE SURGERY CENTER		11	4	27%	15
MINUTECLINIC DIAGNOSTIC OF TN PC #378		14	1	7%	15
HODGES CLUSTER		2	13	87%	15
HOLLEY-NAVARRE MEDICAL CLINIC		5	10	67%	15
UTAH DEPARTMENT OF HEALTH			15	100%	15
TRINITY MEDICAL ASSOCIATES LLC			15	100%	15
ORLANDO HEALTH		2	13	87%	15
FLORIDA HOSPITAL WINTER GARDEN		13	2	13%	15
SINAI HOSPITAL OF BALTIMORE		15			15
EAR NOSE & THROAT ASSOCIATES OF MANATEE PA		15			15
PATHLINE			15	100%	15
BAYCARE HEALTH SYSTEMS, LLC			15	100%	15
NEW YORK METHODIST HOSPITAL		13	2	13%	15
NORTHWEST FLORIDA SLEEP		1	14	93%	15
CARILLON SPORTS AND FAMILY MEDICINE		10	4	29%	14
NORTHWESTERN MEMORIAL HOSPITAL			14	100%	14
MEDEXPRESS URGENT CARE, MOON TOWNSHIP		13	1	7%	14
CLEVELAND CLINIC FLORIDA		1	13	93%	14
SONATA BOYNTON BEACH		13	1	7%	14
CARE HERE		1	13	93%	14



# COVID-19: testing by laboratory

Data through Jan 29, 2021 verified as of Jan 30, 2021 at 09:25 AM

Data in this report are provisional and subject to change.

The numbers in the table below represent the number of Florida and non-Florida residents for whom test results were received by the Department of Health. A person can be tested by more than one laboratory and can have both positive and negative results. **Therefore, the sum of the numbers in each column will be larger than the total number of people tested.**

Reporting lab	Inconclusive	Negative	Positive	Percent positive	Total
AIR, LAND & SEA PHYSICALS & CONSULTATIONS, LLC		13	1	7%	14
JOSEPH SCHENKER MD PC DBA CENTERS URGENT		12	2	14%	14
ARDEN COURTS OF PALM HARBOR			14	100%	14
SOUTHEASTERN UNIVERSITY INC		14			14
INDIANA STATE DEPARTMENT OF HEALTH		1	13	93%	14
CLEVELAND CLINIC			14	100%	14
DOCTORS MEDICAL CENTER OF WALTON COUNTY CLINIC			14	100%	14
LAKELAND HILLS CENTER		7	7	50%	14
FORT HAMILTON URGENT CARE		14			14
OCALA OAKS REHABILITATION CENTER		9	5	36%	14
CARE CENTERS OF NASSAU, LLC - HENDRICKS RD		14			14
EPIPHANY HEALTH		8	6	43%	14
BREVARD HEALTH ALLIANCE INC, THE		9	5	36%	14
D W MCMILLAN MEMORIAL HOSPITAL		4	10	71%	14
BVL PEDIATRICS		14			14
CORE LABORATORY		1	13	93%	14
SOUTH FLORIDA DIALYSIS CENTER		8	6	43%	14
STATEN ISLAND UNIVERSITY HOSPITAL		13	1	7%	14
AUBURN COMMUNITY HOSPITAL		12	2	14%	14
PRATTVILLE BAPTIST HOSPITAL		11	3	21%	14
FLUSHING HOSPITAL MEDICAL CENTER		11	3	21%	14
STATMED OCALA			14	100%	14
BASSETTI & ASSOCIATES, MD, PA			14	100%	14
RIVERSIDE COTTAGES AT THE SHORES, LLC			14	100%	14
BAPTIST MEDICAL CENTER EAST		11	3	21%	14
DOT DOC SARASOTA		12	2	14%	14
Belleair Healthcare Center		8	6	43%	14
MEDEMERGE		13	1	7%	14
MINUTECLINIC DIAGNOSTIC OF PENNSYLVANI		14			14
Gulf Shore Care Center		10	4	29%	14
INN AT LAKE SEMINOLE SQUARE, THE		14			14
MACKOUL PEDIATRICS FORT MYERS			14	100%	14
WALK IN URGENT CARE			14	100%	14
ALAN L MELOTEK MD		14			14
POLK CHD BARTOW		13	1	7%	14
BOCA SIMON		2	12	86%	14
SIGMUND LABS LLC		14			14
BENTON HOUSE OF PORT ORANGE		8	6	43%	14
MINUTECLINIC DIAGNOSTIC PA		13	1	7%	14
CUSTEAD CARE CENTER HAVEN HOSPICE		12	2	14%	14
Wesley Place on Honeysuckle		12	2	14%	14
ST JOSEPH HOSPITAL		13	1	7%	14
GRAND VILLA OF DELAND		10	4	29%	14
MINUTECLINIC DIAGNOSTICS MEDICAL GROUP		13	1	7%	14
ASTORIA HEALTH AND REHABILITATION CENTER		13	1	7%	14
ST CLOUD MEDICAL GROUP		12	2	14%	14
MINUTECLINIC MINUTECLINIC #8746		14			14

# COVID-19: testing by laboratory

Data through Jan 29, 2021 verified as of Jan 30, 2021 at 09:25 AM

Data in this report are provisional and subject to change.

The numbers in the table below represent the number of Florida and non-Florida residents for whom test results were received by the Department of Health. A person can be tested by more than one laboratory and can have both positive and negative results. **Therefore, the sum of the numbers in each column will be larger than the total number of people tested.**

Reporting lab	Inconclusive	Negative	Positive	Percent positive	Total
HEALTHFIRST ADVENT HEALTH CENTRA CARE COCOA BEACH			14	100%	14
UC HEALTH UNIVERSITY HOSPITAL		11	3	21%	14
Consulate Health Care of Jacksonville			14	100%	14
UNIVERSITY LAB			13	100%	13
Sunnyside Care Center		13			13
MINUTECLINIC DIAGNOSTIC MEDICAL GROUP		12	1	8%	13
LUCID DIAGNOSTICS LABS			13	100%	13
IN-OFFICE LAB		12	1	8%	13
VILLA OF KINGS AND QUEENS OF DELRAY		13			13
ORANGE REGIONAL MEDICAL CENTER LABORATORY		10	3	23%	13
DYNAMIC DNA LAB		1	12	92%	13
BROOKDALE DELAND			13	100%	13
MONTEFIORE ST LUKE'S CORNWALL HOSPITAL		10	3	23%	13
CVS MINUTE CLINIC DIAGNOSTIC OF TEXAS LLC		10	3	23%	13
BARTON FAMILY PRACTICE		7	6	46%	13
MELBOURNE FAMILY PRACTICE		12	1	8%	13
ANYLABTESTNOW			13	100%	13
SOUTH NASSAU COMMUNITIES HOSPITAL		10	3	23%	13
SPRINGWOOD COURT		8	5	38%	13
SHELBY COUNTY HEALTH CARE CORPORATION		10	3	23%	13
ROCKLEDGE		3	10	77%	13
PREMIER LABORATORY SERVICES, LLC		5	8	62%	13
URGENT TEAM		10	3	23%	13
ALAN SERURE MD		13			13
FORT WALTON BEACH DEVELOPMENTAL CENTER		12	1	8%	13
COMMUNITY HEALTH OF SOUTH FLORIDA INC			13	100%	13
MEADOWCREST FAMILY PHYSICIANS PA			13	100%	13
INTERMOUNTAIN CENTRAL LAB		1	12	92%	13
GLENBROOKE AT PALM BAY			13	100%	13
LAKE HOWARD HEIGHTS	1	11	1	8%	13
PARKWEST MEDICAL CENTER		11	2	15%	13
UNIVERSITY HOSPITAL UC HEALTH		9	4	31%	13
CLINICAL LABORATORY SERVICES			13	100%	13
SOUTHEAST FAMILY HEALTHCARE CENTER			13	100%	13
OPIS ISLAND LAKE CENTER		13			13
CRESTVIEW IMMEDIATE CARE LL			13	100%	13
HUDSON VALLEY HOSPITAL CENTER LABORATORY		12	1	8%	13
A AND R RESEARCH GROUP LLC		10	3	23%	13
BAYA URGENT CARE LLC		1	12	92%	13
EAR NOSE AND THROAT ASSOCIATES OF MANATEE, P.A.		10	3	23%	13
OPTIONS FOR SENIORS INC DBA PALM KREST MANOR		11	2	15%	13
MAINSTREET FAMILY SELECT		1	12	92%	13
MINUTECLINIC DIAGNOSTIC OF RHODE ISLAND, LLC #590		12	1	8%	13
DAVITA DIALYSIS		4	9	69%	13
CAREATC			13	100%	13
PREMIUM HEALTH SERVICES OF TAMPA BAY LLC		9	4	31%	13
ESCAMBIA COMMUNITY CLINIC		2	11	85%	13

# COVID-19: testing by laboratory

Data through Jan 29, 2021 verified as of Jan 30, 2021 at 09:25 AM

Data in this report are provisional and subject to change.

The numbers in the table below represent the number of Florida and non-Florida residents for whom test results were received by the Department of Health. A person can be tested by more than one laboratory and can have both positive and negative results. **Therefore, the sum of the numbers in each column will be larger than the total number of people tested.**

Reporting lab	Inconclusive	Negative	Positive	Percent positive	Total
BROOKLYN HOSPITAL CENTER DOWNTOWN CAMPUS		13			13
BRYAN WHITFIELD MEMORIAL HOSPITAL		8	5	38%	13
PHELPS HOSPITAL LABORATORY		11	2	15%	13
THE GOOD SHEPARDS OF DELAND-WEST		13			13
CROSS CARE CENTER			13	100%	13
MEDEXPRESS URGENT CARE - ROBINSON TWP, STEUBENVILLE PIKE		11	2	15%	13
ROSS MEDICAL GROUP			13	100%	13
FLORIDA STATE HOSPITAL			13	100%	13
NASSAU COUNTY JAIL		11	1	8%	12
TLC FAMILY CARE HOME INC		12			12
FAMILY CARE			12	100%	12
PROHEALTH CARE ASSOCIATES MOBILE		9	3	25%	12
MERCY MEDICAL CENTER		5	7	58%	12
FAMILY MEDICINE AT LONGWOOD			12	100%	12
VERITAS RESEARCH CORP			12	100%	12
GLEN OAKS HEALTH AND REHABILITATION CENTER			12	100%	12
BAYCARE MEDICAL GROUP INC			12	100%	12
WACO HHSSURGEWACO	1	10	1	8%	12
MINUTECLINIC DIAGNOSTIC OF MICHIGAN PC		11	1	8%	12
MI CASA DORADA ASSISTED LIVING FACILIT		12			12
ELTINGVILLE CIRCLE URGENT CARE		12			12
ADVENT HEALTH - WINTER HAVEN		6	6	50%	12
SOUTHEASTERN LABORATORY			12	100%	12
SUWANNEE COUNTY JAIL		11	1	8%	12
FLORIDA DEPT OF HEALTH		4	8	67%	12
GENEXPERT			12	100%	12
LEON CHD		12			12
TNC WALK IN CLINIC		9	3	25%	12
Lady Lake Specialty Care			12	100%	12
ORMOND MEDICAL ARTS		3	9	75%	12
LAB UNKNOWN		1	11	92%	12
DIXIE COUNTY HEALTH DEPARTMENT		7	5	42%	12
FHCP-PORT ORANGE		3	9	75%	12
PBSO WEST PALM FAMILY PRACTICE		1	11	92%	12
MINUTECLINIC DIAGNOSTIC OF SOUTH CAROL		10	2	17%	12
MERIDIAN AT WATERWAYS, THE		10	2	17%	12
COMPREHENSIVE CHILDCARE ASSOCIATES		8	4	33%	12
ACCESS MEDICAL CENTER			12	100%	12
FLORIDA PRESBYTERIAN HOMES INC		11	1	8%	12
OHIO STATE UNIVERSITY MEDICAL CENTER			12	100%	12
PRIMARY CARE MEDICINE	1	10	1	8%	12
WALGREEN		4	8	67%	12
LIFE CARE OF PORT SAINT LUCIE		3	9	75%	12
MI2297090CV HOLLAND-23D2189684		12			12
STEWART MELBOURNE HOSPITAL, INC	1		11	92%	12
PANCARE HEALTH - WEWA ELEMENTARY			12	100%	12
LAKEWOOD RANCH MEDICAL CENTER CLINICAL LAB			12	100%	12

# COVID-19: testing by laboratory

Data through Jan 29, 2021 verified as of Jan 30, 2021 at 09:25 AM

Data in this report are provisional and subject to change.

The numbers in the table below represent the number of Florida and non-Florida residents for whom test results were received by the Department of Health. A person can be tested by more than one laboratory and can have both positive and negative results. **Therefore, the sum of the numbers in each column will be larger than the total number of people tested.**

Reporting lab	Inconclusive	Negative	Positive	Percent positive	Total
METHODIST MEDICAL CENTER		9	3	25%	12
G & R HEALTH MART PHARMACY		7	5	42%	12
NAPLES GREEN VILLAGE		12			12
INNOVATIVE RESEARCH OF WEST FLORIDA		9	3	25%	12
THE PLAZA AT PARKSQUARE		12			12
WOODLAND TOWERS		6	6	50%	12
IREPERTOIRE_MOL_LAB		12			12
SUMMIT ATLANTIC SURGERY CENTER		12			12
NOVALIFE MEDSPA			12	100%	12
CARENOW URGENT CARE-BRENTWOOD		8	4	33%	12
NORTHWEST FLORIDA ENT, PA		5	7	58%	12
BROWARD DIALYSIS			12	100%	12
FAMILY HEALTH CENTER			12	100%	12
RAINBOW PEDIATRIC CENTER		2	10	83%	12
ACADIAN DIAGNOSTIC LABORATORIES		8	4	33%	12
CALLAWAY CLINIC		7	5	42%	12
LAKES DIALYSIS CENTER INC			12	100%	12
SUNSHINE PEDIATRICS OF CENTRAL FLORIDA PL		10	2	17%	12
LONG ISLAND JEWISH VALLEY STREAM		12			12
ADVENT HEALTH - KISSIMMEE		3	9	75%	12
MINUTECLINIC, LLC, DBA MINUTECLINIC #2544		11	1	8%	12
MINUTECLINIC #8699		9	3	25%	12
ST PETER'S UNIVERSITY HOSPITAL		9	3	25%	12
FREEDOM SQUARE NURSING CENTER		4	8	67%	12
APPLE DIAGNOSTICS LAB		5	7	58%	12
WORLD WRESTLING ENTERTAINMENT			12	100%	12
WOODHOUSE INC		12			12
JOSEF SCHENKER MD PC DBA CENTERS URGENT		10	1	9%	11
BELLEVUE HOSPITAL CENTER DEPARTMENT		11			11
QUOTIENT SCIENCES LABS LLC			11	100%	11
NIGHT LITE PEDIATRICS CENTER, LLC		1	10	91%	11
MEDICAL CENTER AFFILIATES WEST PALM			11	100%	11
STAT MEDICAL CLINIC III INC		6	5	45%	11
BENTLEY VILLAGE II		2	9	82%	11
PRIMECARE AT PORT ORANGE			11	100%	11
SENIOR HOME CARE INC		11			11
HAVEN HOSPICE			11	100%	11
CARLOS PORTU MD, PLLC			11	100%	11
WANTAGH URGENT CARE		8	3	27%	11
WELLMED AT SOUTH PARSONS		9	2	18%	11
CULINARY INSTITUTE OF AMERICA STUDENT	3	8			11
MEDEXPRESS URGENT CARE-ALTOONA		9	2	18%	11
PRIMECARE ACQUISITION FAMILY PRACTICE INC		11			11
ORCHID COVE		2	9	82%	11
WINTER PARK CARE AND REHABILITATION			11	100%	11
HORIZON MEDICAL GROUP		9	2	18%	11
AIM LABORATORIES			11	100%	11

# COVID-19: testing by laboratory

Data through Jan 29, 2021 verified as of Jan 30, 2021 at 09:25 AM

Data in this report are provisional and subject to change.

The numbers in the table below represent the number of Florida and non-Florida residents for whom test results were received by the Department of Health. A person can be tested by more than one laboratory and can have both positive and negative results. **Therefore, the sum of the numbers in each column will be larger than the total number of people tested.**

Reporting lab	Inconclusive	Negative	Positive	Percent positive	Total
MEDEXPRESS URGENT CARE - TIMBERLAKE		11			11
COMMUNITY HOME HEALTH CARE		11			11
LEHIGH VALLEY HOSPITAL		3	8	73%	11
CARE FAST MURABELLA		7	4	36%	11
MOUNT DORA PEDIATRICS		9	2	18%	11
ADVENTHEALTH MEDICAL GROUP PULMONOLOGY		10	1	9%	11
ALCOVE ASSISTED LIVING FACILITY		11			11
NORTHERN WESTCHESTER HOSPITAL LABORATORY		9	2	18%	11
TREASURE COAST URGENT CARE			11	100%	11
VALDOSTA FAMILY MEDICINE			11	100%	11
WHITE-WILSON MEDICAL CENTER		11			11
PINELLAS COUNTY HEALTH DEPARTMENT		2	9	82%	11
AVENTURA HOSPITAL AND MEDICAL CENTER			11	100%	11
WATSON HEALTHCARE		8	3	27%	11
PALM BEACH PATHOLOGY		9	2	18%	11
TROPICANA		5	6	55%	11
ADVENTHEALTH MEDICAL GROUP CARE CLINIC AT		8	3	27%	11
FAMILY PRACTICE ON THE GO		6	5	45%	11
St. Annes Nursing Center, St. Annes Residence, Inc.		11			11
THE TERRACE OF SAINT CLOUD		9	2	18%	11
FIRST CHOICE PEDIATRICS INC		10	1	9%	11
ELITE HOME HEALTH SERVICES		11			11
SAMARITAN MEDICAL CENTER		11			11
EMERALD COAST PEDIATRICS			11	100%	11
GADSDEN REGIONAL MEDICAL CENTER		11			11
ARNOT OGDEN MEDICAL CENTER LABORATORY		11			11
MC DIAGNOSTIC OF CONNECTICUT, PC #775		10	1	9%	11
Terrace of Jacksonville			11	100%	11
FIRST CHOICE PEDIATRICS WINTER SPRINGS		10	1	9%	11
GENESIS		7	4	36%	11
TELEVISIT PALM BAY FAMILY PRACTICE		9	2	18%	11
DMH STEINHATCHEE FAMILY MEDICINE		8	3	27%	11
BAPTIST PRIMARY CARE PONTE VEDRA		6	5	45%	11
UMHC/SYLVESTER AT KENDALL		1	10	91%	11
MORTON PLANT MEASE			11	100%	11
MHHS All Lab Subsection		11			11
BIOTECH CLINICAL LABORATORIES, INC.		1	10	91%	11
CARINGTON MANOR		11			11
SEMORAN FAMILY HEALTH LLC		10	1	9%	11
CORNER OAK ESTATE LLC		11			11
JFK MEDICAL CENTER NORTH LAB		1	10	91%	11
UNIVERSITY CENTRA CARE		10	1	9%	11
DESOTO HEALTH AND REHAB LLC		7	4	36%	11
BASSETTI MEDICAL RESEARCH INC		9	2	18%	11
REDMED CLINIC OF ARLINGTON		10	1	9%	11
VIRTUA WEST JERSEY HOSPITAL VOORHEES		9	2	18%	11
GRACE WELLNESS CENTER		3	7	70%	10



# COVID-19: testing by laboratory

Data through Jan 29, 2021 verified as of Jan 30, 2021 at 09:25 AM

Data in this report are provisional and subject to change.

The numbers in the table below represent the number of Florida and non-Florida residents for whom test results were received by the Department of Health. A person can be tested by more than one laboratory and can have both positive and negative results. **Therefore, the sum of the numbers in each column will be larger than the total number of people tested.**

Reporting lab	Inconclusive	Negative	Positive	Percent positive	Total
PANCARE HEALTH - VERNON ELEMENTARY			10	100%	10
ISLAND COAST PEDIATRICS IN-HOUSE LAB		10			10
RPC@HODGES		2	8	80%	10
VASCONCELLO COHEN MD PA		9	1	10%	10
VETERNANS ADMINISTRATION			10	100%	10
BROOKDALE PANAMA CITY		9	1	10%	10
APPALACHIAN REGIONAL HEALTHCARE SYSTEM		10			10
St Joseph's Hospital & Medical Center		9	1	10%	10
GRAND VILLA OF ALTAMONTE SPRINGS		3	7	70%	10
MISSOURI DEPARTMENT OF HEALTH AND SENIOR SERVICES			10	100%	10
CBC LAB		3	7	70%	10
CARENOW URGENT CARE - EAST NASHVILLE		8	2	20%	10
Maury Regional Hospital		6	4	40%	10
NORTH OKALOOSA PHYSICIAN GROUP		10			10
MEDEXPRESS URGENT CARE - SEMINOLE SQUA		9	1	10%	10
Hialeah Nursing And Rehabilitation Center		6	4	40%	10
WEEMS MEMORIAL HOSPITAL		7	3	30%	10
AMBRY GENETICS CORPORATION		10			10
SONORAN DESERT PATHOLOGY ASSOCIATES			10	100%	10
ESTATES MEDICAL CENTER INC			10	100%	10
MINUTECLINIC DIAGNOSTIC OF TN PC #566		8	2	20%	10
CVS TN5639POCT FARRAGUT		9	1	10%	10
BOCA RATON REGIONAL HOSPITAL LAB			10	100%	10
MEDEXPRESS URGENT CARE CHARLESTON		6	4	40%	10
COMMUNITY HEALTH CENTER		2	8	80%	10
LAKE NONA MEDICAL SERVICES		3	7	70%	10
CONSULATE HEALTH CARE OF PENSACOLA			10	100%	10
GEORGE W FERGUSON MD-CONCIERGE MEDICAL SERVICES PL		9	1	10%	10
BEAUMONT LABORATORY			10	100%	10
NEW JERSEY DEPARTMENT OF HEALTH COMMUNICABLE DISEASE SERVICE		3	7	70%	10
CORONA PATHOLOGY		10			10
PRORENATA LABS		2	8	80%	10
CARENOW URGENT CARE-WEST END		7	3	30%	10
MEYER PEDIATRICS CHTD		10			10
WELLMED AT PORT ST LUCIE WEST		6	4	40%	10
ONEIDA HEALTHCARE CENTER		8	2	20%	10
Grand Villa of Deerfield Beach		8	2	20%	10
ALABAMA DEPARTMENT OF PUBLIC HEALTH		1	9	90%	10
MEDEXPRESS URGENT CARE - LAFAYETTE		9	1	10%	10
MEDEXPRESS URGENT CARE PARKERSBURG		8	2	20%	10
FAMILY MEDICINE AT HUNTERS CREEK		10			10
SOMA MEDICAL CENTER # 4		2	8	80%	10
ILLINOIS DEPT OF PUBLIC HEALTH LAB - SPRINGFIELD			10	100%	10
STATEN ISLAND UNIVERSITY HOSPITAL SEGUINE AVE		9	1	10%	10
MED LABS DIAGNOSTICS		5	5	50%	10
BROWARD HEALTH CARE			10	100%	10
PLYMOUTH HARBOR INCORPORATED		9	1	10%	10

# COVID-19: testing by laboratory

Data through Jan 29, 2021 verified as of Jan 30, 2021 at 09:25 AM

Data in this report are provisional and subject to change.

The numbers in the table below represent the number of Florida and non-Florida residents for whom test results were received by the Department of Health. A person can be tested by more than one laboratory and can have both positive and negative results. **Therefore, the sum of the numbers in each column will be larger than the total number of people tested.**

Reporting lab	Inconclusive	Negative	Positive	Percent positive	Total
MEDICAL LABORATORY DIAGNOSTICS			10	100%	10
NURSING PLUS OF BROWARD LLC		1	9	90%	10
PARROTT MEDICAL CLINIC			10	100%	10
HCR MANORCARE		10			10
MOSOLF PEDIATRICS			10	100%	10
URGENT CARE USA LLC		1	9	90%	10
LAKE BALDWIN CBOC		9	1	10%	10
SAVANNAH MANOR ASSISTED LIVING COMMUNITY			10	100%	10
MEDEX REGIONAL LABORATORIES LLC		1	9	90%	10
ADVENTIST HEALTH SYSTEM FLORIDA DEPT OF HEALTH		6	4	40%	10
TENNESSEE DEPARTMENT OF HEALTH (TDH) - CENTRAL LABORATORY		2	8	80%	10
MINUTECLINIC DIAGNOSTIC OF TN, PC 374		6	4	40%	10
KIDSVILLE PEDIATRICS			10	100%	10
URGENT CARE CENTER AT PINNACLE		4	6	60%	10
ASSOCIATES MD CYPRESS CREEK			10	100%	10
EMERALD COAST HOSPICE - CRESTVIEW		10			10
Hackensack Umc Mountainside		9	1	10%	10
COVANCE CENTRAL LABORATORY			10	100%	10
VITALANT		1	9	90%	10
PBC PREMIER FAMILY HEALTH			10	100%	10
CREATIVE TESTING SOLUTIONS		3	7	70%	10
ADVENTHEALTH MEDICAL GROUP		9	1	10%	10
CARENOW URGENT CARE-MT JULIET		8	1	11%	9
OPTIMAL CARE PEDIATRICS			9	100%	9
ORLANDO CLINICAL RESEARCH CENTER		8	1	11%	9
SHERMAN-ABRAMS LABORATORY INC		8	1	11%	9
BAYFRONT HEALTH ST PETERSBURG		8	1	11%	9
MAINSTREET FAMILY CARE			9	100%	9
COLLIER COUNTY JAIL		9			9
RHODE ISLAND DEPARTMENT OF HEALTH			9	100%	9
MAIMONIDES MEDICAL CENTER		6	3	33%	9
STEINHATCHEE DRUGS		6	3	33%	9
PRIMARY CARE WALK IN CLINIC PLLC			9	100%	9
GNT ASSOCIATES		8	1	11%	9
Signature Healthcare of Ormond		9			9
UNIVERSITY MEDICAL CENTER		8	1	11%	9
NIGHT OWL PEDIATRICS URGENT CARE			9	100%	9
MINUTE CLINIC LLC #1448		8	1	11%	9
PRECISION GENETICS			9	100%	9
VILLAGE PLACE HEALTH AND REHAB		9			9
URGENT CARE & FAMILY PRACTICE CENTER			9	100%	9
FLORIDA MEDICAL CLINIC IM MLK		9			9
THE VILLAGES HEALTH		5	4	44%	9
BITTINGS APOTHECARY INC		7	2	22%	9
CROSSROADS URGENT CARE, PLLC		9			9
PATEL MEDICAL VENTURES		8	1	11%	9
WADSWORTH CENTER - DAVID AXELROD INSTITUTE		8	1	11%	9

# COVID-19: testing by laboratory

Data through Jan 29, 2021 verified as of Jan 30, 2021 at 09:25 AM

Data in this report are provisional and subject to change.

The numbers in the table below represent the number of Florida and non-Florida residents for whom test results were received by the Department of Health. A person can be tested by more than one laboratory and can have both positive and negative results. **Therefore, the sum of the numbers in each column will be larger than the total number of people tested.**

Reporting lab	Inconclusive	Negative	Positive	Percent positive	Total
NATURE COAST REGIONAL MEDICAL CENTER			9	100%	9
ADVENT HEALTH - FOUR CORNERS ER		8	1	11%	9
BLOCK NATION CHASE		4	5	56%	9
AZALEA HEALTH		2	7	78%	9
MIDMICHIGAN MEDICAL CENTER			9	100%	9
GCPM MANUAL MICROBIOLOGY		1	8	89%	9
COASTAL COMPLETE CARE		4	5	56%	9
Westchester General Hospital			9	100%	9
FAMILY PRACTICE OF DAVIE INC			9	100%	9
CVS HEALTH, #3396		9			9
MINUTECLINIC DIAGNOSTIC OF LOUISIANA		8	1	11%	9
NATIONAL GENETICS INST LABCORP		4	5	56%	9
BAYONET POINT HOSPITAL			9	100%	9
LOREY ALF		9			9
CVS MINUTE CLINIC DIAGNOSTIC OF WISCONSIN		9			9
MEDEXPRESS URGENT CARE-KATY		6	3	33%	9
ALACHUA			9	100%	9
OUR HOME AT BEACON HILL			9	100%	9
PBC FIREFIGHTER BENEFIT FUND WELLNESS CENTER		1	8	89%	9
AMERICAN HEALTH ASSOCIATES INC		1	8	89%	9
PERSONAL PEDIATRICS PA		7	2	22%	9
PULSE & REMEDY LLC			9	100%	9
CLAYMED OF NORTH FLORIDA			9	100%	9
MONROE COUNTY HOSPITAL		6	3	33%	9
MEDEXPRESS URGENT CARE- MARYLAND		8	1	11%	9
HOPE HEALTHCARE		9			9
RICHMOND UNIVERSITY MEDICAL CENTER		7	2	22%	9
ST ANTHONY'S HOSP PATIENT CARE SERVICE			9	100%	9
WESTCHESTER GENERAL HOSPITAL BLOOD GAS LAB			9	100%	9
NEMOURS CHILDREN'S PRIMARY CARE VERO BEACH			9	100%	9
ADEPT INPATIENT MEDICAL SERVICES PC		9			9
MEDEXPRESS URGENT CARE - WINCHESTER GATEWAY		7	2	22%	9
CHEMISYS LABORATORIES		1	8	89%	9
RIVERSIDE MEDICAL GROUP		8	1	11%	9
AVALON FAMILY RESORT ASSISTED LIVING LLC		9			9
UNAVAILABLE/UNKNOWN/NO INFORMATION FOUND			9	100%	9
OMNI			9	100%	9
RED MOUNTAIN DIAGNOSTICS		9			9
NORTHWEST FLORIDA COMMUNITY HOSPITAL LABORATORY		8	1	11%	9
WINDSOR OF GAINESVILLE		9			9
PEDIATRIC HEALTH CARE ALLIANCE			9	100%	9
WINDSOR OF SAN PABLO, THE		6	3	33%	9
CVS PHARMACY NO 274		9			9
BAPTIST HEALTH			9	100%	9
SURGERY CENTER OF CORAL GABLES LLC,THE		8	1	11%	9
ACCESS PHARMACY		9			9
HIGH TOWER ALF LLC		8	1	11%	9

# COVID-19: testing by laboratory

Data through Jan 29, 2021 verified as of Jan 30, 2021 at 09:25 AM

Data in this report are provisional and subject to change.

The numbers in the table below represent the number of Florida and non-Florida residents for whom test results were received by the Department of Health. A person can be tested by more than one laboratory and can have both positive and negative results. **Therefore, the sum of the numbers in each column will be larger than the total number of people tested.**

Reporting lab	Inconclusive	Negative	Positive	Percent positive	Total
BUENA VIDA ESTATES			9	100%	9
FLORIDA MEDICAL CLINIC - MULTI SPECIALTY CAMPUS		2	7	78%	9
MICHIGAN DEPARTMENT OF COMMUNITY HEALTH		1	8	89%	9
ROSECASTLE			9	100%	9
LPG PEDIATRICS AT PAGE FIELD		9			9
ORANGE PARK PEDIATRIC ASSOCIATES		1	8	89%	9
TMH PHYSICIAN PARTNERS - MONTICELLO		8	1	11%	9
ANY LAB TEST NOW INC			9	100%	9
NORTHSHORE UNIVERSITY HEALTHSYSTEM EVANSTON HOSPITAL LAB			9	100%	9
Consulate Health Care of Brandon		7	2	22%	9
RIVERWOOD CENTER,THE			9	100%	9
CVS MINUTE CLINIC DIAGNOSTIC PA		7	2	22%	9
HEALTHWORKS MED GROUP OF FLORIDA PA		4	5	56%	9
LAKEVIEW HEALTH SYSTEMS			9	100%	9
CHILDREN'S HEALTH CENTER INC.		7	2	22%	9
Manor Care of Dunedin		6	3	33%	9
CLEVELAND TENNESSEE HOSPITAL COMPANY		8	1	11%	9
SAMARITAN HOSPITAL LABORATORY		8	1	11%	9
ORLANDO FAMILY MEDICINE		2	7	78%	9
MOLECULAR PATHOLOGY LABORATORY			9	100%	9
YORKVILLE PEDIATRIC URGENT CARE		9			9
LAKE NONA MEDICAL SERVICE LLC		9			9
CVS MINUTE CLINIC DIAGNOSTIC MED GRP OF CA		9			9
CIGNA ONSITE HEALTH LLC		2	6	75%	8
MAGNOLIA PEDIATRICS GROUP LLC			8	100%	8
PALM BEACH COUNTY HEALTH DEPARTMENT LABORATORY			8	100%	8
MEDEXPRESS URGENT CARE-LATROBE		8			8
ST LUCIE COUNTY JAIL		7	1	13%	8
HUNTINGTON URGENT CARE		8			8
GUIDEWELL EMERGENCY MEDICINE DOCTORS LLC		2	6	75%	8
HARBORCHASE OF DR PHILLIPS		7	1	13%	8
DEPARTMENT OF HEALTH- CITRUS COUNTY		1	7	88%	8
MINUTE CLINIC DIAGNOSTIC OF SC, LLC #42		7	1	13%	8
MID-HUDSON VALLEY DIVISION OF WESTCHESTER MEDICAL		8			8
MINUTECLINIC DIAGNOSTIC OF TN, PC 6438		6	2	25%	8
HEALTHPARK MEDICAL CTR NURSING SVC		8			8
MINUTECLINIC DIAGNOSTIC OF TN PC #6415		7	1	13%	8
ST JOSEPHS HOSPITAL SOUTH HOSPITAL			8	100%	8
DORAL URGENT CARE			8	100%	8
LUXOR SCIENTIFIC LLC		1	7	88%	8
JOHNS HOPKINS MEDICAL LABORATORIES		1	7	88%	8
BRENNITY AT VERO BEACH, THE			8	100%	8
THE MARY IMOGENE BASSETT HOSPITAL		8			8
CONSULATE HEALTH CARE		7	1	13%	8
JX REF LAB			8	100%	8
ARCHBOLD MEMORIAL HOSPITAL/LAB		3	5	63%	8
MEDEXPRESS URGENT CARE - BENTON HARBOR		8			8

# COVID-19: testing by laboratory

Data through Jan 29, 2021 verified as of Jan 30, 2021 at 09:25 AM

Data in this report are provisional and subject to change.

The numbers in the table below represent the number of Florida and non-Florida residents for whom test results were received by the Department of Health. A person can be tested by more than one laboratory and can have both positive and negative results. **Therefore, the sum of the numbers in each column will be larger than the total number of people tested.**

Reporting lab	Inconclusive	Negative	Positive	Percent positive	Total
BARTON PARKER OD PC		8			8
CIAN DIAGNOSTICS			8	100%	8
ST CLOUD PHYSICIAN MANAGMENT LLC		7	1	13%	8
RUSSELL MEDICAL CENTER		7	1	13%	8
HOLY NAME MEDICAL CENTER	1	6	1	13%	8
COLLIER COUNTY HEALTH DEPT.		4	4	50%	8
ST CHARLES HOSPITAL LABORATORY		8			8
CVS MINUTE CLINIC DIAGNOSTIC OF TEXAS, LLC		8			8
METHODIST HOSPITAL			8	100%	8
SIDDH INC DBA SAN CARLOS PHARMACY		6	2	25%	8
IU HEALTH PATHOLOGY		1	7	88%	8
PRIMARY CARE SPECIALISTS OF ORLANDO LLC		6	2	25%	8
NITIN BAWA PROFESSIONAL ASSOCIATES			8	100%	8
WELLIGENT		1	7	88%	8
PENSACOLA CLUSTER			8	100%	8
LIFE CARE CITRUS COUNTY			8	100%	8
PUTNAM COUNTY EMERGENCY RESCUE SERVICE		5	3	38%	8
ALACHUA COUNTY HEALTH DEPARTMENT		1	7	88%	8
FORT PIERCE FAMILY CARE INC		3	5	63%	8
CCS - JOSEPH V CONTE		8			8
SARASOTA - ROBERT L TAYLOR COMMUNITY CENTER		1	7	88%	8
BEAUMONT EMERGENCY CENTER			8	100%	8
URGENT TEAM MANAGEMENT OF TENNESSEE		7	1	13%	8
PALM BAY FAMILY PRACTICE		4	4	50%	8
FLORIDA HEART AND VASCULAR MULTISPECIALTY GROUP		8			8
FLORIDA HOSPITAL WINTER PARK		7	1	13%	8
ST. JOSEPH HOSPITAL AND HEALTH CARE INC.			8	100%	8
MEDEXPRESS URGENT CARE MONACA		8			8
MONTEFIORE MEDICAL CENTER LABORATORIES - NORTH		8			8
ALLINA HEALTH - ABBOTT NORTHWESTERN HOSPITAL		5	3	38%	8
CVS NC187POCT CHARLOTTE		8			8
MEDEXPRESS URGENT CARE, BUTLER		5	3	38%	8
MINUTE CLINIC DIAGNOSTIC OF VIRGINIA, LLC		8			8
MONTEFIORE MEDICAL CENTER LABORATORIES - WEILER		6	2	25%	8
AFC URGENT CARE - CEDAR GROVE		8			8
EXECUTIVE MEDICAL SERVICES		8			8
BENSONHURST URGENT CARE		8			8
WATERFORD AT CREEKSIDE, THE			8	100%	8
MEDEXPRESS URGENT CARE - PANTOPS		7	1	13%	8
MEDEXPRESS URGENT CARE - MONROE		8			8
KESHAV RX LLC		7	1	13%	8
FLORIDA MENTOR		7	1	13%	8
MEDICANA NURSING AND REHAB CENTER			8	100%	8
PUTNAM FAMILY CARE INC		3	5	63%	8
CLINIC OF PEDIATRICS & GI MEDICINE INC			8	100%	8
WILTON MANORS HEALTH & REHABILITATION CENTER			8	100%	8
SOMA MEDICAL CENTER, PA #4 FLORIDA MANGO			8	100%	8



# COVID-19: testing by laboratory

Data through Jan 29, 2021 verified as of Jan 30, 2021 at 09:25 AM

Data in this report are provisional and subject to change.

The numbers in the table below represent the number of Florida and non-Florida residents for whom test results were received by the Department of Health. A person can be tested by more than one laboratory and can have both positive and negative results. **Therefore, the sum of the numbers in each column will be larger than the total number of people tested.**

Reporting lab	Inconclusive	Negative	Positive	Percent positive	Total
LIFE'S SPECIAL MOMENTS INC		8			8
MEDEXPRESS URGENT CARE - SALEM		4	4	50%	8
BROOKDALE CITRUS			8	100%	8
SYLVESTER AT PLANTATION LABORATORY		7	1	13%	8
ENT AND ALLERGY ASSOCIATES OF FLORIDA LLC		7	1	13%	8
ADVENTHEALTH MEDICAL GROUP PEDIATRICS AT		2	6	75%	8
ROBERT WOOD JOHNSON HOSPITAL		7	1	13%	8
MINUTECLINIC DIAGNOSTIC OF TN PC #6435		8			8
ORLANDO HEALTH PHYSICIAN ASSOCIATES		4	4	50%	8
THE WOLFF CENTER FOR CHILD & ADOLESCENT HEALTH			8	100%	8
SURGOINSVILLE PHARMACY		8			8
CVS MINUTE CLINIC, LLC		6	2	25%	8
BLOOMING GARDENS OF CARE INC		8			8
Sunset Lake Health and Rehabilitation Center		8			8
HUNTINGTON VILLAGE URGENT CARE		8			8
GOLISANO CHILDREN'S HOSPITAL OF SOUTHWEST FLORIDA		6	2	25%	8
RIVERVIEW REGIONAL MEDICAL CENTER		6	2	25%	8
PALM BEACH CDH - DELRAY BEACH			8	100%	8
FOUNTAINVIEW BY FIVE STAR QUALITY CARE		7	1	13%	8
PASSPORT HEALTH OF TAMPA BAY		8			8
GENEUS DIAGNOSTICS			8	100%	8
ATLANTIC CONSOLIDATED LABORATORY		8			8
DOCTOR'S IN-HOUSE LAB/COMMUNITY HEALTH CENTERS OF PINELLAS – CLEARWATE			8	100%	8
DOH-TAMPA BRANCH LABORATORY (MLK BLVD)		4	4	50%	8
CARROLL GARDENS URGENT CARE		8			8
ASHRAF MEDICAL GROUP PLLC DBA PULSE M		7	1	13%	8
FAMILY MEDICINE OF WESTON LLC			8	100%	8
EMERGENCY MEDICAL CENTER		3	5	63%	8
GULF COAST MEDICAL GROUP		2	6	75%	8
CHILDREN'S HEALTHCARE OF ATLANTA/EGLESTON		8			8
MINUTE CLINIC LLC #5733		8			8
FLORIDA HOSPITAL PHYSICIAN GROUP		3	5	63%	8
VIGILINT HEALTHCARE		5	3	38%	8
DAVID LAWRENCE CENTER INC		7	1	13%	8
DOCTOR'S IN HOUSE LAB			8	100%	8
X-GENE MOLECULAR LABS		1	7	88%	8
INTERNAL MEDICINE ASSOCIATES OF JACKSON HOSPITAL			8	100%	8
WHITE SANDS OUTPATIENT SERVICES (WSOP SERVICES LLC)		8			8
MINUTECLINIC DIAGNOSTIC OF TN PC #320		7	1	13%	8
GENE STREET LABORATORIES, LLC		6	2	25%	8
FAST PACE MEDICAL CLINIC PLLC		6	2	25%	8
FHCP-ORANGE CITY			8	100%	8
MEDEXPRESS URGENT CARE - WASHINGTON		6	2	25%	8
BAPTIST OUTPATIENT			8	100%	8
ST JUDE LABORATORIES		6	2	25%	8
THOMAS JEFFERSON UNIVERSITY HOSPITAL		4	4	50%	8
VETERANS AFFAIRS MEDICAL CENTER - OUTPATIENT			8	100%	8

# COVID-19: testing by laboratory

Data through Jan 29, 2021 verified as of Jan 30, 2021 at 09:25 AM

Data in this report are provisional and subject to change.

The numbers in the table below represent the number of Florida and non-Florida residents for whom test results were received by the Department of Health. A person can be tested by more than one laboratory and can have both positive and negative results. **Therefore, the sum of the numbers in each column will be larger than the total number of people tested.**

Reporting lab	Inconclusive	Negative	Positive	Percent positive	Total
LANE PEDIATRICS PA			8	100%	8
ORMOND BEACH CENTRA CARE			8	100%	8
URGENT MEDICAL CENTER INC		2	6	75%	8
LAKE CO SCHOOLS EMPLOYEE HEALTH & WELLNESS CENTER	1	6	1	13%	8
COLLIER BLVD HMA PHYSICIAN MANAGEMENT,, LLC			8	100%	8
MINUTECLINIC DIAGNOSTIC OF NEW MEXICO		8			8
MEDEXPRESS URGENT CARE - CHRISTIANBURG		7	1	13%	8
FLORIDA CLINICAL LAB		1	7	88%	8
HEALTHMARK REGIONAL HOSPITAL LAB		4	4	50%	8
FLORIDA STATE HOSPITAL CLINICAL LABORATORY		7			7
Grand Villa of Dunedin		1	6	86%	7
KEY TRAINING CENTER			7	100%	7
BAPTIST PEDIATRICS		6	1	14%	7
ST VINCENT'S ST CLAIR		4	3	43%	7
MEDEXPRESS URGENT CARE-DUBOIS		7			7
FLORIDA DIGESTIVE AND LIVER SPECIALIST		7			7
MONTEFIORE NYACK HOSPITAL AFFILIATED LABORATORY		7			7
FLORIDA DEPARTMENT OF HEALTH WASHINGTON COUNTY		3	4	57%	7
MINUTECLINIC, LLC, DBA MINUTECLINIC #6106		5	2	29%	7
LAB UNKNOWN		6	1	14%	7
CVS MINUTE CLINIC DIAGNOSTIC OF VIRGINIA		7			7
IGENEX INC		7			7
MC DIAGNOSTIC OF CONNECTICUT, PC #1960		7			7
BROOKDALE LAKE ORIENTA			7	100%	7
MEDEXPRESS URGENT CARE, JOHNSTOWN		6	1	14%	7
KEYSTONE PLACE AT NAPLES PRESERVE		4	3	43%	7
SOMA MEDICAL CENTER MD PA #7 PEDIATRICS			7	100%	7
DEBARY HEALTH AND REHABILITATION CENTER		6	1	14%	7
ORLANDO MEDICAL CENTER PL			7	100%	7
BAYFRONT MEDICAL			7	100%	7
LEPE'S HOUSE			7	100%	7
Thermopolis Rehabilitation Wellness		7			7
MINUTECLINIC, LLC #4230		6	1	14%	7
PENINSULA CARE AND REHABILITATION CENTER			7	100%	7
VERMONT DEPARTMENT OF HEALTH		1	6	86%	7
PASSPORT HEALTH			7	100%	7
COMMUNITY MEDICAL AND DENTAL CARE INC		7			7
MADISON COUNTY HEALTH DEPARTMENT		5	2	29%	7
FHMG_FM AND IM AVALON PARK		2	5	71%	7
ROSEMONT GARDENS INC		7			7
SUPERIOR RESIDENCES AT CALA HILLS		7			7
KENDALL REGIONAL MEDICAL CNTR			7	100%	7
WILDLIGHT LAB			7	100%	7
RIVER OAKS TREATMENT CENTER			7	100%	7
VIERA FAMILY MEDICINE AND WELLNESS		4	3	43%	7
ILLINOIS DEPARTMENT OF PUBLIC HEALTH			7	100%	7
DOCTOR'S IN-HOUSE LAB/COMMUNITY HEALTH CENTERS OF PINELLAS -PINELLAS P			7	100%	7

# COVID-19: testing by laboratory

Data through Jan 29, 2021 verified as of Jan 30, 2021 at 09:25 AM

Data in this report are provisional and subject to change.

The numbers in the table below represent the number of Florida and non-Florida residents for whom test results were received by the Department of Health. A person can be tested by more than one laboratory and can have both positive and negative results. **Therefore, the sum of the numbers in each column will be larger than the total number of people tested.**

Reporting lab	Inconclusive	Negative	Positive	Percent positive	Total
PBC FOUND CARE INC			7	100%	7
SOUTH COM HEALTH CLINIC, DEPT. OF THE ARMY		7			7
MIAMI COMPREHENSIVE MEDICINE GROUP PA		4	3	43%	7
MED TECH SERVICES OF PALM BEACH INC		7			7
ST VINCENT'S URGENT CARE		6	1	14%	7
ACCESS HOME HEALTH OF FLORIDA LLC		7			7
JACKSON CLINIC PA,THE		3	4	57%	7
MINUTECLINIC DIAGNOSTIC OF TN, PC 4992		7			7
Grand Villa of Clearwater		5	2	29%	7
PALM BAY URGENT CARE PL		1	6	86%	7
FLORIDA CANCER SPECIALISTS & RESEARCH INSTITUTE		6	1	14%	7
MINUTE CLINIC		1	6	86%	7
GENTRY PARK ORLANDO ASSISTED LIVING		6	1	14%	7
MULBERRY CARE CENTER		4	3	43%	7
BELLE GLADES HEALTH CLINIC			7	100%	7
MERCY HEALTH—MUSKEGON		6	1	14%	7
DIAGNOSTIC CLINIC		6	1	14%	7
QUE		4	3	43%	7
FLORIDA CENTER FOR DERMATOLOGY LABORATORY			7	100%	7
MAIN STREET MEDICAL CENTER OF CRESTVIEW PA		1	6	86%	7
PEDIATRICS OF CENTRAL FLORIDA		5	2	29%	7
CVS MINUTE CLINIC DIAGNOSTIC OF TEXAS,LLC		5	2	29%	7
VITAS HEALTHCARE CORPORATION OF FL			7	100%	7
INSPIRED LIVING AT PALM BAY		7			7
SCHOOL OF PHARMACY AND PHARMACEUTICAL		7			7
MINUTECLINIC DIAGNOSTIC OF TN PC #386		7			7
MEDEXPRESS URGENT CARE - BEECH GROVE		6	1	14%	7
HOLY GARDEN ALF, INC.		7			7
MINUTECLINIC DIAGNOSTIC OF NORTH		7			7
LAWTON CHILES HEALTH CENTER		1	6	86%	7
Rosewood Healthcare and Rehabilitation Center		5	2	29%	7
WYOMING COUNTY COMMUNITY HOSPITAL LABORATORY		7			7
TRUE HEALTH		5	2	29%	7
BRADENTON PHYSICIANS MEDICAL CENTER			7	100%	7
MORTON PLANT NORTH BAY HOSPITAL			7	100%	7
CARESOUTH HHA HOLDINGS OF TALLAHASSEE LLC		7			7
BERRYHILL MANOR		7			7
FLORIDA HOSPITAL KISSIMMEE		4	3	43%	7
EMBRY-RIDDLE AERONAUTICAL UNIVERSITY HEALTH			7	100%	7
SEA LEVEL LABS			7	100%	7
Ocoee Health Care Center		7			7
PALM POINT BEHAVIORAL HEALTH		7			7
UF HEALTH			7	100%	7
HILA BECKERMAN MD LLC		6	1	14%	7
MAGNOLIA DIAGNOSTICS, LLC		3	4	57%	7
KINDRED HOSPITAL OCALA		5	2	29%	7
MEDEXPRESS ELKINS		7			7

# COVID-19: testing by laboratory

Data through Jan 29, 2021 verified as of Jan 30, 2021 at 09:25 AM

Data in this report are provisional and subject to change.

The numbers in the table below represent the number of Florida and non-Florida residents for whom test results were received by the Department of Health. A person can be tested by more than one laboratory and can have both positive and negative results. **Therefore, the sum of the numbers in each column will be larger than the total number of people tested.**

Reporting lab	Inconclusive	Negative	Positive	Percent positive	Total
ECLRS		2	5	71%	7
DALLAS COUNTY HEALTH AND HUMAN SERVICES			7	100%	7
NOVANT HEALTH INPATIENT CARE		2	5	71%	7
NORTON HEALTHCARE			7	100%	7
NEWPATH DIAGNOSTICS		4	3	43%	7
CORAL LANDING ASSISTED LIVING		5	2	29%	7
Parkside Villa		7			7
SOMA MEDICAL CENTER, P.A.			7	100%	7
A LILIKO'I PHARMACY LLC		7			7
HEALTH NETWORK LABORATORIES		6	1	14%	7
SOUTH FLORIDA ENT ASSOCIATES, INC			7	100%	7
LEE COUNTY HEALTH DEPARTMENT		4	3	43%	7
AVON PARK PEDIATRICS			7	100%	7
FLORIDA MEDICAL CL ODOM TPA		4	3	43%	7
CVS PHARMACY #8800		5	2	29%	7
MINUTECLINIC DIAGNOSTIC OF MINNESOTA		7			7
IRL MARKET LAB			7	100%	7
HNL LAB MEDICINE		5	2	29%	7
MEDEXPRESS URGENT CARE - FAYETTEVILLE		5	2	29%	7
NORTHSIDE HOSPITAL		2	5	71%	7
MEDEXPRESS URGENT CARE - MAPLE DRIVE		7			7
OCALA FAMILY MEDICAL CENTER		7			7
DOCTORS CLINICAL LABORATORY, INC		5	2	29%	7
KANSAS DEPARTMENT OF HEALTH		2	5	71%	7
TRUE HEALTH DIAGNOSTICS		1	6	86%	7
SONORA QUEST LABORATORIES			7	100%	7
LYNMOORE,THE		7			7
ABBAY MANOR RETIREMENT RESIDENCE INC		7			7
JUPITER ISLAND PUBLIC SAFETY		5	2	29%	7
CARENOW URGENT CARE-MADISON		7			7
HEALTH CARE LABORATORY SERVICES		1	6	86%	7
ST VINCENT'S CHILTON		5	2	29%	7
HEARTLAND PEDIATRICS OF LAKE PLACID			7	100%	7
ALLEGRO - TAMPA	1	4	2	29%	7
UNIVERSITY OF WASHINGTON MEDICAL CENTER			7	100%	7
COMMUNITY HEALTH OF SOUTH FLORIDA			7	100%	7
MEDICINE AT LONGWOOD		7			7
CARENOW URGENT CARE-GREEN HILLS		7			7
OPTUM SILVER LAKES			7	100%	7
BAYCARE MEDICAL GROUP		1	6	86%	7
NEW YORK PRESBYTERIAN - LOWER MANHATTAN		7			7
ADVANCED RESEARCH FOR HEALTH IMPROVEMENT		5	2	29%	7
MOBILE RESPONSE DIAGNOSTICS LLC		6	1	14%	7
MEDLABS DIAGNOSTICS		7			7
AMERICAN HOUSE FORT MYERS		6			6
GRAND VILLA OF ENGLEWOOD		2	4	67%	6
ENIGMA DIAGNOSTIC, INC.			6	100%	6

# COVID-19: testing by laboratory

Data through Jan 29, 2021 verified as of Jan 30, 2021 at 09:25 AM

Data in this report are provisional and subject to change.

The numbers in the table below represent the number of Florida and non-Florida residents for whom test results were received by the Department of Health. A person can be tested by more than one laboratory and can have both positive and negative results. **Therefore, the sum of the numbers in each column will be larger than the total number of people tested.**

Reporting lab	Inconclusive	Negative	Positive	Percent positive	Total
WESTPAC LABS INC			6	100%	6
FLORIDA SCHOOL FOR THE DEAF AND THE BLIND			6	100%	6
Fouraker Hills Rehab and Nursing			6	100%	6
PRESBYTERIAN HOME		6			6
MERCY COLLEGE HEALTH OFFICE		6			6
FHPG_EXP CARE W HILLSBOROUGH			6	100%	6
PUBLIC HEALTH LAB		6			6
PARRISH HEALTH CENTER		5	1	17%	6
TAMIAMI LAB MILLENIUM			6	100%	6
CVS MINUTE CLINIC DIAGNOSTIC MED GRP OF SAN		4	2	33%	6
ORLANDO FAMILY MEDICAL INC		6			6
CAREWELL 301 - WARWICK			6	100%	6
MANATEE PEDIATRICS			6	100%	6
BAY COUNTY HEALTH DEPARTMENT		6			6
NORTHDALREHABILITATION CENTER			6	100%	6
OCEAN REEF MEDICAL CENTER, LLC			6	100%	6
SOUTHEASTERN PEDIATRIC ASSOCIATES			6	100%	6
BRILLIANCE ASSISTED LIVING			6	100%	6
MINUTECLINIC DIAGNOSTICS OF IND, LLC		6			6
PARTNERS PHARMACY OF FLORIDA LLC		6			6
BETH ISRAEL DEACONESS MEDICAL CENTER			6	100%	6
NORTHERN DUTCHESS HOSPITAL LABORATORY		5	1	17%	6
MEDEXPRESS URGENT CARE - SWANSEA, N ILLINOIS ST		5	1	17%	6
LAKE CONWAY URGENT CARE LLC		2	4	67%	6
FLORIDA MEDICAL SPECIALISTS		2	4	67%	6
ARLINGTON OF NAPLES		6			6
DR PHILLIPS MEDICAL WELLNESS CENTER		6			6
NORTHEAST ALABAMA REGIONAL MEDICAL CENTER		3	3	50%	6
CITIZENS BAPTIST MEDICAL CENTERS LAB		5	1	17%	6
MEDEXPRESS URGENT CARE - MIDLOTHIAN		6			6
FIRST COAST CARDIOVASCULAR INSTITUTE PA			6	100%	6
PROHEALTH MED		1	5	83%	6
ADVENT HEALTH APOPKA		2	4	67%	6
MEDEXPRESS URGENT CARE - HOT SPRINGS		6			6
PATHGROUP LABS, LLC		4	2	33%	6
TERRACINA LLC		1	5	83%	6
RICH STREET GROUP HOME			6	100%	6
ST JOSEPH WOMENS HOSPITAL			6	100%	6
CAPRONA GROUP HOME			6	100%	6
PANCARE HEALTH - HOSFORD SCHOOL			6	100%	6
URGENT TEAM - MUSCLE SHOALS		6			6
Floralda Health and Rehabilitation, LLC		6			6
SAINT PETER'S UNIVERSITY HOSPITAL		6			6
MEDEXPRESS URGENT CARE - MT LEBANON		4	2	33%	6
OSWEGO HOSPITAL LABORATORY		6			6
DOH JACKSONVILLE CENTRAL LABORATORY		3	3	50%	6
TIMBER CREEK PEDIATRICS		6			6



# COVID-19: testing by laboratory

Data through Jan 29, 2021 verified as of Jan 30, 2021 at 09:25 AM

Data in this report are provisional and subject to change.

The numbers in the table below represent the number of Florida and non-Florida residents for whom test results were received by the Department of Health. A person can be tested by more than one laboratory and can have both positive and negative results. **Therefore, the sum of the numbers in each column will be larger than the total number of people tested.**

Reporting lab	Inconclusive	Negative	Positive	Percent positive	Total
BROWARD TRANSITIONAL CENTER			6	100%	6
AMERICAN EAGLE LEESBURG AL LLC DBA VISTA LAKE			6	100%	6
BOCA VIPEDIATRICS			6	100%	6
THE VILLAGES REGIONAL HOSPITAL FREESTANDING		3	3	50%	6
CITRUS CARE CLINIC			6	100%	6
MEDEXPRESS URGENT CARE - STAUNTON		2	4	67%	6
EL PARAISO HOME INC		6			6
MINUTECLINIC DIAGNOSTIC OF NEW JERSEY, LLC # 7069		6			6
CONCENTRA			6	100%	6
MINUTECLINIC DIAGNOSTIC OF GEORGIA, LL		5	1	17%	6
MEDICAL CENTER AT OCEAN REEF		1	5	83%	6
GLEN FALLS HOSPITAL DEPARTMENT OF PATHOLOGY		6			6
UNILAB OF DADE INC			6	100%	6
CVS MINUTE CLINIC DIAGNOSTIC OF TN #6044		6			6
MINUTECLINIC, LLC #05038		6			6
XPRESS URGENT CARE LLC		6			6
PENN MEDICINE PRINCETON MEDICAL CENTER		6			6
FLORIDA WOMAN CARE LABORATORY			6	100%	6
MINUTECLINIC DIAGNOSTIC OF SC, LLC #2		5	1	17%	6
JOHN W NORRIS III MD PA			6	100%	6
CAMELLIA AT DEERWOOD		2	4	67%	6
PALMS, THE		6			6
VIBRANT AMERICA		4	2	33%	6
CARE ATC - CITY OF BOYNTON BEACH		2	4	67%	6
MEDEXPRESS URGENT CARE - BATTLE CREEK		4	2	33%	6
WATAUGA MEDICAL CENTER		4	2	33%	6
PR HEALTH		1	5	83%	6
PALMETTO HEALTH ALLIANCE		3	3	50%	6
TEXAS MEDCLINIC			6	100%	6
MINUTECLINIC INCORPORATE, LLC		4	2	33%	6
CAPITAL HEALTH PLAN LABORATORIES			6	100%	6
VITAS HEALTH INC			6	100%	6
CLEARWATER PEDIATRIC CARE		1	5	83%	6
FLORIDA HOSPITAL APOPKA		5	1	17%	6
UT MEMPHIS UNIVERSITY HEALTH SERVICES			6	100%	6
GRACE WELLNESS CENTER LLC		5	1	17%	6
CVS MINUTE CLINIC DIAGNOSTIC OF NEW JERSEY		6			6
THE CLINIC PREMISE HEALTH			6	100%	6
COLLIER HMA PHYSICIAN MANAGEMENT, LLC			6	100%	6
MINUTECLINIC DIAGNOSTIC OF TEXAS		5	1	17%	6
MINUTECLINIC, LLC, #4160		3	3	50%	6
LOUISIANA DEPT OF HEALTH			6	100%	6
MINUTECLINIC DIAGNOSTIC OF RHODE ISLAND		4	2	33%	6
INTERNAL MEDICINE LIPID AND WELNNESS PRACTICE			6	100%	6
ST LUKES ROOSEVELT LABORATORY		6			6
BROWARD COUNTY HEALTH DEPT.			6	100%	6
MINUTECLINIC DIAGNOSTIC OF PA, LLC (1036)		5	1	17%	6

# COVID-19: testing by laboratory

Data through Jan 29, 2021 verified as of Jan 30, 2021 at 09:25 AM

Data in this report are provisional and subject to change.

The numbers in the table below represent the number of Florida and non-Florida residents for whom test results were received by the Department of Health. A person can be tested by more than one laboratory and can have both positive and negative results. **Therefore, the sum of the numbers in each column will be larger than the total number of people tested.**

Reporting lab	Inconclusive	Negative	Positive	Percent positive	Total
JERSEY SHORE MEDICAL CENTER		6			6
MEDEXPRESS URGENT CARE-PETERS TWP		5	1	17%	6
Conway Lakes Health and Rehabilitation Center		6			6
YAZJI PEDIATRIC CARE LLC DBA TUKA PEDIATRICS			6	100%	6
CAPE CORAL URGENT CARE		3	3	50%	6
MC DIAGNOSTIC OF CONNECTICUT , PC # 3		4	2	33%	6
ADVENTHEALTH MEDICAL GROUP MULTISPECIALTY			6	100%	6
SENIOR LIVING IV SUN CITY LLC		5	1	17%	6
ETHOS LABORATORIES		6			6
MINUTECLINIC DIAGNOSTIC OF TN PC #242		4	2	33%	6
MINUTECLINIC, LLC #244		5	1	17%	6
MINUTECLINIC DIAGNOSTIC OF NORTH CAROLINA, PC		5	1	17%	6
PEDIATRICS URGENT CARE, LLC			6	100%	6
Northwell Lab		2	4	67%	6
RIVER CITY PRIMARY AND URGENT CARE			6	100%	6
AARK LABORATORY		6			6
CURATIVE CARE CENTER INC		1	5	83%	6
CARENOW URGENT CARE-DONELSON		4	2	33%	6
MEDEXPRESS URGENT CARE-PITTSFIELD		6			6
PENSACOLA PEDIATRICS MILTON			6	100%	6
CVS MO8590POCT KANSAS CITY		2	4	67%	6
CHILDREN'S HOSPITAL OF PHILADELPHIA		5	1	17%	6
MIAMI RESCUE MISSION CLINIC INC			6	100%	6
MINUTECLINIC DIAGNOSTIC OF TN PC #5671		3	3	50%	6
DYNAMIC HEALTH CENTERS INC		2	4	67%	6
AVANTE AT ORMOND BEACH INC			6	100%	6
NOT INDICATED		1	5	83%	6
GRACE REHABILITATION CENTER OF VERO BEACH		4	2	33%	6
MEDEXPRESS URGENT CARE - ELM GROVE		5	1	17%	6
THE PALMS REHABILITATION AND HEALTHCARE CENTER		5	1	17%	6
ATMORE NURSING CENTER		5	1	17%	6
SUFFRIDGE DRIVE GROUP HOME		6			6
GENETIC TECHNOLOGICAL INNOVATIONS			6	100%	6
OKLAHOMA STATE DEPARTMENT OF HEALTH-PUBLIC HEALTH LABORATORY			6	100%	6
NORTH FLORIDA PEDIATRICS JASPER			6	100%	6
SOUTHEASTERN DERMATOLOGY GROUP PA		5	1	17%	6
ASCENSION ST VINCENT'S CLAY COUNTY			6	100%	6
MIAMI BEACH COMMUNITY HEALTH CENTER INC			6	100%	6
MINUTE-CLINIC DIAGNOSTIC OF VIRGINIA		5	1	17%	6
Florida Clinical Laboratory		1	5	83%	6
SIMEDHEALTH LLC		2	4	67%	6
JOHNS HOPKINS ALL CHILDRENS			6	100%	6
TAMPA URGENT CARE			6	100%	6
BROOKDALE CLERMONT			6	100%	6
LONGWOOD PEDIATRICS LLC			6	100%	6
ST. CLOUD PHARMACY AND WELLNESS CENTER		3	3	50%	6
CARENOW URGENT CARE-SOUTHLAKE			6	100%	6

# COVID-19: testing by laboratory

Data through Jan 29, 2021 verified as of Jan 30, 2021 at 09:25 AM

Data in this report are provisional and subject to change.

The numbers in the table below represent the number of Florida and non-Florida residents for whom test results were received by the Department of Health. A person can be tested by more than one laboratory and can have both positive and negative results. **Therefore, the sum of the numbers in each column will be larger than the total number of people tested.**

Reporting lab	Inconclusive	Negative	Positive	Percent positive	Total
LUMADOC HEALTH		4	2	33%	6
UNILAB		2	4	67%	6
MINUTECLINIC, LLC, MINUTECLINIC #7637		4	2	33%	6
QUICK CARE MED WALK IN AND URGENT CARE			6	100%	6
BAYCARE ALLIANT HOSPITAL			6	100%	6
OPTUM PRIMARY CARE - FOUNTAIN OAKS		2	4	67%	6
MEDEXPRESS URGENT CARE - RICHMOND, NINE MILE RD		5	1	17%	6
FAMILY MEDICINE MEDICAL DRIVE		6			6
THE WINDSOR OF OCALA		2	4	67%	6
CITYMD		1	5	83%	6
GREENVILLE MEMORIAL HOSPITAL LAB			5	100%	5
BOCA BIOLISTICS LLC			5	100%	5
LAKE NONA PEDIATRICS IN ASSOCIATION WITH NEMOURS		5			5
PEDIATRICS OF ALTAMONTE		5			5
LABS PLUS LLC		5			5
BAPTIST HEALTH - TOWN CENTER			5	100%	5
OMNICARE PHARMACY OFTEXAS 1, LP DBA OMNICARE		5			5
CVS SC7556POCT WEST COLUMBIA		5			5
MEDEXPRESS URGENT CARE PORT HURON		4	1	20%	5
PATIENT FIRST - LEESBURG			5	100%	5
PHYSICIANS FOR CHILDREN			5	100%	5
MD NOW MEDICAL CENTER INC			5	100%	5
CVS MINUTE CLINIC DIAGNOSTIC		4	1	20%	5
VICTORIAN MANOR			5	100%	5
ACCENTCARE		5			5
UCF STUDENT HEALTH SERVICES LABORATORY		2	3	60%	5
FLORIDA PREMIER MEDICAL CARE PA			5	100%	5
DOCS URGENT CARE		1	4	80%	5
CHAMPLAIN VALLEY PHYSICIANS HOSPITAL		3	2	40%	5
ELLIS HOSPITAL LABORATORY		5			5
UPMC HEALTH SYSTEM		4	1	20%	5
FLORIDA DEPARTMENT OF HEALTH - INVERNESS		3	2	40%	5
KETTERING HEALTH			5	100%	5
HOLLY HILL HOME INFUSION SERVICE		5			5
FLAGLER HEALTH SERVICES INC			5	100%	5
CDRX INFUSION			5	100%	5
SANFORD PEDIATRIC ASSOCIATES, PA		3	2	40%	5
MEDEXPRESS URGENT CARE MORGANTOWN		5			5
COPELAND MEDICAL CLINIC		3	2	40%	5
FORSYTH HOUSE			5	100%	5
FRUITVILLE URGENT CARE			5	100%	5
DELIVER MY MEDS CORP		5			5
MINUTECLINIC DIAGNOSTIC OF PENNSYLVANIA, LLD #1545		5			5
JUPITER ISLAND MEDICAL CLINIC INC		5			5
CLEVELAND CLINIC MARTIN HEALTH NURSING & RESTORATIVE		5			5
CVS NC3516POCT WINSTON SALEM		5			5
MEDEXPRESS URGENT CARE - STATE COLLEGE		4	1	20%	5

# COVID-19: testing by laboratory

Data through Jan 29, 2021 verified as of Jan 30, 2021 at 09:25 AM

Data in this report are provisional and subject to change.

The numbers in the table below represent the number of Florida and non-Florida residents for whom test results were received by the Department of Health. A person can be tested by more than one laboratory and can have both positive and negative results. **Therefore, the sum of the numbers in each column will be larger than the total number of people tested.**

Reporting lab	Inconclusive	Negative	Positive	Percent positive	Total
VENICE GREEN VILLAGE		3	2	40%	5
ADVANCED URGENT CARE OF MARATHON		1	4	80%	5
DEPARTMENT OF HEALTH AND HUMAN SERVICES LANSING			5	100%	5
FRANCES WARDE MEDICAL LABORATORY		2	3	60%	5
Enterprise Health and Rehabilitation Center		5			5
Life Care Center of Estero			5	100%	5
PRECISION LABS LLC		2	3	60%	5
GUTHRIE MEDICAL GROUP LABORATORIES		5			5
RELIANT IMMUNE DIAGNOSTICS			5	100%	5
AMERICAN MEDICAL RESPONSE - DENVER		2	3	60%	5
MC DIAGNOSTIC OF CONNECTICUT PC #459		5			5
EAST BANK HOSPITAL - UNIVERSITY OF MINNESOTA MEDICAL CENTER			5	100%	5
ADVENTHEALTH CAR CENTER APOPKA			5	100%	5
MINUTE CLINIC DIAGNOSTIC OF NORTH CAROLINA		5			5
WEST PACIFIC MEDICAL LABORATORY			5	100%	5
STARLING AT NOCATEE			5	100%	5
HAWTHORNE INN OF LAKELAND		5			5
ST. PETERSBURG PEDIATRICS			5	100%	5
KIMBERLY J HENDERSON MD PC		4	1	20%	5
MINUTECLINIC DIAGNOSTIC OF NEW JERSEY,		5			5
WHEELER LABORATORY		4	1	20%	5
APOLLO GARDENS RETIREMENT RESIDENCE CARE		5			5
MEDEXPRESS URGENT CARE - HUNTINGTON WE		5			5
BLOOMINGDALE PEDIATRIC ASSOCIATES PA			5	100%	5
PEDIATRIC URGENT HEALTH CARE			5	100%	5
MCR HEALTH LAWTON CHILES ADMINISTRATION STE A		1	4	80%	5
TANNER MEDICAL CENTER EAST AL		5			5
XRL SXF REF LAB		5			5
URGENT CARE COASTAL GA			5	100%	5
MEDEXPRESS URGENT CARE-MUNCIE		5			5
AUGUSTA HEALTH			5	100%	5
JOHN T MATHER MEMORIAL HOSPITAL LABORATORY		5			5
WATERTOWN URGENT CARE PLLC		5			5
CVA MINUTE CLINIC DIAGNOSTIC OF VIRGINIA, LLC		5			5
ALPHADERA LABS, LLC			5	100%	5
INNOVATIVE COVID-DIVERSEY			5	100%	5
UT SOUTHWESTERN MEDICAL CENTER			5	100%	5
CENTREX CLINICAL LABS INC		5			5
COVID RAPID LABS			5	100%	5
EGL GENETICS DIAGNOSTICS			5	100%	5
COOPER HOSPITAL/UNIVERSITY MEDICAL		5			5
FINLAY		1	4	80%	5
MEDEXPRESS URGENT CARE - CLARKSBURG		5			5
DR. PHILLIPS MEDICAL WELLNESS CENTER		3	2	40%	5
INTERNAL MEDICINE & PRIMARY CARE ASSOCIATES, PLC			5	100%	5
CARL R DARNALL ARMY MEDICAL CENTER			5	100%	5
LAKEVIEW TERRACE HOME HEALTH SERVICES LLC			5	100%	5

# COVID-19: testing by laboratory

Data through Jan 29, 2021 verified as of Jan 30, 2021 at 09:25 AM

Data in this report are provisional and subject to change.

The numbers in the table below represent the number of Florida and non-Florida residents for whom test results were received by the Department of Health. A person can be tested by more than one laboratory and can have both positive and negative results. **Therefore, the sum of the numbers in each column will be larger than the total number of people tested.**

Reporting lab	Inconclusive	Negative	Positive	Percent positive	Total
VAIL VALLEY MEDICAL CENTER			5	100%	5
KEYSTONE REHABILITATION AND HEALTH CENTER		1	4	80%	5
WESTMINSTER SHORES			5	100%	5
UHEALTH UNIVERSITY OF MIAMI			5	100%	5
MIAMI CANCER INSTITUTE			5	100%	5
FAMILY CARE MEDICAL CENTER			5	100%	5
CVS NC2357POCT HUNTERSVILLE		4	1	20%	5
ST CLOUD COMPOUNDING PHARMACY & WELLNESS CENTER		5			5
ORLANDO FAMILY PHYSICIANS			5	100%	5
LONG ISLAND JEWISH FOREST HILLS HOSPITAL		5			5
SOUTH FLORIDA FAMILY HEALTH & RESEARCH CTR			5	100%	5
WALK-IN MEDICAL CARE			5	100%	5
UNIVERSITY OF CHICAGO MEDICAL CENTER LAB			5	100%	5
RIVERVIEW ALF OPERATOR LLC			5	100%	5
SOUTHERN OCEAN MEDICAL CENTER		5			5
PENSACOLA PEDIATRICS PA - TIGER POINT			5	100%	5
NOVANT HEALTH UVA		2	3	60%	5
DOCTORS EXPRESS OF ST PETERSBURG			5	100%	5
MINUTECLINIC MINUTECLINIC #8505		3	2	40%	5
PRECISION DIAGNOSTICS INC - NJ		5			5
WAKEMED		1	4	80%	5
MINUTECLINIC, LLC #03965		5			5
WIREGRASS MEDICAL CENTER			5	100%	5
BOROPARK URGENT CARE		4	1	20%	5
CONCENTRA URGENT CARE		1	4	80%	5
Avalon Healthcare and Rehabilitation Center			5	100%	5
MINUTECLINIC DIAGNOSTIC OF LOUISIANA,		4	1	20%	5
CYPRESS CREEK MEDICAL CENTER			5	100%	5
URGENT CARE OF LONGWOOD			5	100%	5
DICKSON MEDICAL ASSOCIATES PC PATH LAB		4	1	20%	5
PUTNAM HOSPITAL CENTER LABORATORY		5			5
FLORIDA CLINICAL LABORATORY - BIOREFERENCE LABORATORIES		2	3	60%	5
WOODHULL MEDICAL AND MENTAL HEALTH CTR		5			5
DOTHAN WEST FAMILY MEDICINE		3	2	40%	5
Rio Pinar Health Care			5	100%	5
MINUTECLINIC MINUTECLINIC #4977		3	2	40%	5
PREMIER FAMILY HEALTH PA			5	100%	5
LAKE COUNTY DETENTION CENTER		3	2	40%	5
MINUTECLINIC DIAGNOSTIC OF ILLINOIS		4	1	20%	5
BRIDGE DIAGNOSTICS			5	100%	5
MINUTECLINIC DIAGNOSTIC OF ILLINOIS LL		5			5
MEDICAL CENTER OF BLOUNTSTOWN			5	100%	5
LABCORP UNSPECIFIED		5			5
BAYSHORE LABORATORY		4	1	20%	5
TULLAHOMA HMA, LLC		4	1	20%	5
MINUTE CLINIC LLC #2775		5			5
HENDRY REGIONAL CONVENIENT CARE CENTER			5	100%	5



# COVID-19: testing by laboratory

Data through Jan 29, 2021 verified as of Jan 30, 2021 at 09:25 AM

Data in this report are provisional and subject to change.

The numbers in the table below represent the number of Florida and non-Florida residents for whom test results were received by the Department of Health. A person can be tested by more than one laboratory and can have both positive and negative results. **Therefore, the sum of the numbers in each column will be larger than the total number of people tested.**

Reporting lab	Inconclusive	Negative	Positive	Percent positive	Total
NORTHPORT MEDICAL CENTER LAB		5			5
RUSH UNIVERSITY MEDICAL CENTER LABORATORY			5	100%	5
CRESTWOOD MEDICAL CENTER		4	1	20%	5
MANATEE COUNTY JAIL		4	1	20%	5
MEDEXPRESS URGENT CARE - GLENDALE		5			5
SUTTER TRACY COMMUNITY HOSPITAL			5	100%	5
DOTHAN PEDIATRIC CLINIC			5	100%	5
Kennedy University Hospital		5			5
PANCARE HEALTH - KATE SMITH ELEMENTARY		1	4	80%	5
BEACH HOUSE		5			5
ST. LUCIE COUNTY HEALTH DEPARTMENT		4	1	20%	5
PHYSICIANS URGENT CARE BERRY FARMS		4	1	20%	5
AEL KNOXVILLE			5	100%	5
MINUTECLINIC DIAG OF IND LLC #6998		4	1	20%	5
HAVEN HOSPICE IN CHIEFLAND			5	100%	5
HUNTERS CREEK PEDIATRICS		5			5
LIVING WATERS MEDICAL CENTER			5	100%	5
MINUTECLINIC, LLC #1586		3	2	40%	5
MINUTE-CLINIC DIAGNOSTIC OF VIRGINIA, LLC #794		5			5
APEX HOME HEALTH CARE		4	1	20%	5
NORTH DADE NURSING AND REHABILITATION CENTER			5	100%	5
REMISE OCCUPATIONAL HEALTH SOLUTIONS INC			5	100%	5
WHITE WILSON MEDICAL CENTER - FWB		1	4	80%	5
MINUTE CLINIC, LLC #1434		5			5
NORTH SHORE HEMATOLOGY-ONCOLOGY ASSOCIATES, PC		5			5
Army Residence Community		5			5
VIERA PEDIATRICS		1	4	80%	5
FRESENIUS KIDNEY CARE DUNEDIN			5	100%	5
FLORIDA HOSPITAL LAKE MARY		5			5
LEE MEMORIAL HEALTH SYSTEM		2	3	60%	5
CVS CA9165POCT SAN DIEGO		5			5
MEDEXPRESS URGENT CARE-NESHANNOCK TWP		4	1	20%	5
MINUTE-CLINIC DIAGNOSTIC OF VIRGINIA, LLC #2003		4	1	20%	5
Lake Mary Health and Rehabilitation Center		1	4	80%	5
DANIEL M LIBBY MD PLLC		5			5
ATLANTIC COMMUNITY HIGH SCHOOL		4	1	20%	5
MINUTECLINIC DIAGNOSTIC OF TN PC #442		4	1	20%	5
NIGHT LITE PEDIATRICS CENTER		1	4	80%	5
URGENT TEAM - HUNTSVILLE		4	1	20%	5
NORTH PINELLAS CHILDRENS MEDICAL CENTER INC			5	100%	5
MEDEXPRESS URGENT CARE MURRYSVILLE		3	2	40%	5
NORTHSIDE HOSPITAL ATLANTA		3	2	40%	5
AVALON MEDICAL WALK IN CLINIC			5	100%	5
MEDEXPRESS URGENT CARE - IRVING		5			5
ELITE MD GROUP INC		1	4	80%	5
COLUMBIA MEMORIAL HOSPITAL LABORATORY		5			5
WEEMS MEDICAL CENTERS		2	3	60%	5

# COVID-19: testing by laboratory

Data through Jan 29, 2021 verified as of Jan 30, 2021 at 09:25 AM

Data in this report are provisional and subject to change.

The numbers in the table below represent the number of Florida and non-Florida residents for whom test results were received by the Department of Health. A person can be tested by more than one laboratory and can have both positive and negative results. **Therefore, the sum of the numbers in each column will be larger than the total number of people tested.**

Reporting lab	Inconclusive	Negative	Positive	Percent positive	Total
UNIVERSITY OF MIAMI MILLER SCHOOL OF MEDICINE			5	100%	5
MINUTE CLINIC DIAGNOSTIC OF SOUTH CAROLINA		4	1	20%	5
OPTUMCARE FLORIDA, LLC		3	2	40%	5
EXPRESS CARE OF TAMPA BAY LLC		2	3	60%	5
HILLSBOROUGH COUNTY HEALTH DEPARTMENT			5	100%	5
URGENT CARE OF ERWIN		5			5
ALL CHILDREN'S HOSPITAL DEPT OF GENERAL PEDIATRICS			5	100%	5
REHABILITATION CENTER AT JUPITER GARDENS		5			5
NELSON BIOLOGICAL			5	100%	5
URGENT MED INC		3	2	40%	5
MC DIAGNOSTIC OF CONNECTICUT, PC #1966		5			5
THE UNIVERSITY OF VERMONT MEDICAL CENTER		4	1	20%	5
KENILWORTH CARE & REHABILITATION CENTER			5	100%	5
MAXHEALTH		4	1	20%	5
SHEEPSHEAD BAY URGENT CARE		5			5
MOUNT SINAI BROOKLYN LABORATORY		4	1	20%	5
PEDIATRICS OF CENTRAL FLORIDA – POINCIANA		3	2	40%	5
ST JOHNS BIOMEDICAL LAB		5			5
OCCMED SOLUTIONS		2	3	60%	5
BROWNE MEDICAL		5			5
NORTH FLORIDA MEDICAL CENTERS INC		1	4	80%	5
INFECTION CONTROL/ EMPHEALTH		3	2	40%	5
GULF COAST VETERANS HCS PANAMA CITY OPC		5			5
JOE DIMAGGIO CHILDREN'S HOSPITAL		1	4	80%	5
DIXIE COUNTY EMERGENCY SERVICES			5	100%	5
METROPOLITAN CHARITIES INC		4	1	20%	5
PM PEDIATRICS OF BAYSIDE PLLC		5			5
NEW HAMPSHIRE DEPARTMENT OF HEALTH AND HUMAN SERVICES		3	2	40%	5
EASTCHESTER PEDIATRIC MEDICAL GROUP		5			5
MIAMI BEACH MEDICAL GROUP			5	100%	5
MINUTE CLINIC DIAGNOSTIC OF MICHIGAN PC		5			5
BETHESDA COMMUNITY HEALTH CENTER			5	100%	5
GRAND VILLA OF ORMOND BEACH		3	2	40%	5
MEDEXPRESS URGENT CARE - WILLIAMSPORT		4	1	20%	5
RAYMOND BASRI MD		5			5
HEALTH AND WELLNESS CENTER			5	100%	5
Lehigh Acres Health and Rehabilitation			5	100%	5
CAREHERE LCS- EUSTIS			5	100%	5
UW MEDICINE VIROLOGY LAB			5	100%	5
INDIAN RIVER PRIMARY CARE PA		5			5
COMMONS AT ORLANDO LUTHERAN TOWERS SNF			5	100%	5
GRAND VILLA OF PINELLAS PARK		4	1	20%	5
ST JOSEPHS CHILDRENS OUTREACH			5	100%	5
QUINTON MEMORIAL HEALTH CARE CENTER		5			5
BAYSHORE POINTE NURSING AND REHAB CENTER			5	100%	5
SunTerrace Health Care Center		3	1	25%	4
COMMUNITY HEALTH CENTER OF WEST PALM BEACH			4	100%	4

# COVID-19: testing by laboratory

Data through Jan 29, 2021 verified as of Jan 30, 2021 at 09:25 AM

Data in this report are provisional and subject to change.

The numbers in the table below represent the number of Florida and non-Florida residents for whom test results were received by the Department of Health. A person can be tested by more than one laboratory and can have both positive and negative results. **Therefore, the sum of the numbers in each column will be larger than the total number of people tested.**

Reporting lab	Inconclusive	Negative	Positive	Percent positive	Total
MEDICAL PAVILION CLINIC			4	100%	4
SIGNATURE CARE EMERGENCY CENTER		2	2	50%	4
SOUTHEASTERN REGIONAL MEDICAL CENTER			4	100%	4
ADULT MEDICINE OF LAKE COUNTY INC			4	100%	4
PALM BEACH CANCER INSTITUTE			4	100%	4
NOVADX		2	2	50%	4
SJH			4	100%	4
BAPTIST HEALTH MEDICAL CENTER			4	100%	4
BETHPAGE EXTENDED HOURS CENTER		4			4
MEDEXPRESS URGENT CARE - FORT WORTH S		3	1	25%	4
CVS MA2172POCT NORTH GRAFTON		4			4
UNIVERSITY OF WASHINGTON MEDICAL CENTER (UWMC) EMERGENCY DEPT.			4	100%	4
CAPTAIN JAMES A. LOVELL FEDERAL HEALTHCARE CENTER			4	100%	4
ANYLABTEST NOW			4	100%	4
SHARP MEMORIAL HOSPITAL MICROBIOLOGY DEPT			4	100%	4
DIAGNOSTIC & MEDICAL SPECIALISTS OF GREENWICH		2	2	50%	4
SV DIAGNOSTIC LAB			4	100%	4
Advanced Care Center			4	100%	4
NEULIFE NEUROLOGICAL SERVICES LLC			4	100%	4
KENTUCKY CABINET FOR HEALTH AND FAMILY SERVICES			4	100%	4
West Gate Village, LLC		4			4
CENTERPLACE HEALTH, INC			4	100%	4
MEDEXPRESS URGENT CARE - KOKOMO		4			4
MINUTECLINIC DIAGNOSTIC OF RHODE ISLAN		4			4
Heartland of Boynton Beach			4	100%	4
OHIO DEPARTMENT OF HEALTH			4	100%	4
CVS GA2470POCT CANTON		4			4
CVS NJ836POCT RUNNEMEDE		4			4
ENCOMPASS HOME HEALTH		4			4
OKLAHOMA STATE UNIVERSITY DIAGNOSTIC LAB			4	100%	4
MINUTECLINIC DIAGNOSTIC OF VIRGINIA, LLC #255		4			4
PANCARE HEALTH - PONCE DE LEON			4	100%	4
CVS MINUTE CLINIC DIAGNOSTIC PA #3060		3	1	25%	4
FIFTH AVENUE PEDIATRICS		3	1	25%	4
A & R RESEARCH GROUP			4	100%	4
PARADIGM LABORATORIES			4	100%	4
SOUTHERN LABORATORY SERVICES OF NWF		4			4
ST BARNABAS HOSPITAL		4			4
WYOMING PUBLIC HEALTH LAB			4	100%	4
COVENIENT CARE MEDICAL CLINIC			4	100%	4
BROWNE MEDICAL LLC		3	1	25%	4
MEDEXPRESS - NEWARK		4			4
MIZELL MEMORIAL HOSPITAL			4	100%	4
ASCENDI HOME HEALTH AGENCY INC			4	100%	4
THE OASIS ALF		4			4
IMMUNOGENOMICS LLC		1	3	75%	4
FISHERMEN'S HOSPITAL			4	100%	4

# COVID-19: testing by laboratory

Data through Jan 29, 2021 verified as of Jan 30, 2021 at 09:25 AM

Data in this report are provisional and subject to change.

The numbers in the table below represent the number of Florida and non-Florida residents for whom test results were received by the Department of Health. A person can be tested by more than one laboratory and can have both positive and negative results. **Therefore, the sum of the numbers in each column will be larger than the total number of people tested.**

Reporting lab	Inconclusive	Negative	Positive	Percent positive	Total
GASTROENTEROLOGY ASSOC OF PENSACOLA, PA		2	2	50%	4
LATCHER LABORATORY OF A O FOX MEMORIAL		2	2	50%	4
COURTYARD GARDENS OF BOYNTON BEACH, LLC		1	3	75%	4
PRL NYC PANDEMIC RESPONSE LAB			4	100%	4
Casa Mora Rehabilitation & Extended Care		4			4
Signature Healthcare of Savannah		4			4
FAMILY TREE DNA			4	100%	4
AMERICAN SCIENTIFIC LABORATORIES LLC			4	100%	4
MINUTECLINIC DIAGNOSTIC OF TN PC #643		2	2	50%	4
MINUTECLINIC DIANOSTIC OF VIRGINA, LL		3	1	25%	4
WILSON PEDIATRICS			4	100%	4
BARTON MEMORIAL HOSPITAL		3	1	25%	4
MARSHFIELD LABORATORIES			4	100%	4
THE RETREAT AT PORT ORANGE			4	100%	4
ADVENTHEALTH NEW SMYRNA BEACH COMMUNITY HEALTH			4	100%	4
MC DIAGNOSTIC OF CONNECTICUT, PC #1043		4			4
BOONE DRUG & HEALTHCARE AT DEERFIELD			4	100%	4
URGENT CARE OF NEW YORK		4			4
FLORENCE - HUNTSVILLE HOSPITAL URGENT CARE		3	1	25%	4
URGENT CARE - OCONEE		2	2	50%	4
INTEGRATED FAMILY MEDICAL CENTER			4	100%	4
VIDANT MEDICAL CENTER			4	100%	4
POWERS PEDIATRICS			4	100%	4
MEDEXPRESS URGENT CARE - MOUNTAIN HOME		3	1	25%	4
FCHC (OB)-DARWIN SQUARE CTR.			4	100%	4
GULF COAST PEDIATRICS OF SARASOTA PA		1	3	75%	4
CAREWELL 202			4	100%	4
CHILDREN'S MEDICAL GROUP		4			4
COMPASSION PEDIATRICS			4	100%	4
DTR LABS		3	1	25%	4
MONTANA DEPARTMENT OF PUBLIC HEALTH & HUMAN SERVICES			4	100%	4
Millennium Nursing & Rehab Center		4			4
MARSHALL MEDICAL CENTER SOUTH LAB		3	1	25%	4
TRIDENT BIOMETRICS		3	1	25%	4
UNION CITY MANOR NURSING CENTER		4			4
REDMED OF CROSSTOWN		1	3	75%	4
GEORGE E WEEMS MEMORIAL HOSPITAL LAB		3	1	25%	4
CAPITAL HEALTH LABORATORY INC			4	100%	4
PHYSICIANS IMMEDIATE CARE ELGIN			4	100%	4
Walker BaptistMedCtr		3	1	25%	4
FAMILY MEDICINE AT WATERMAN		4			4
MEDEXPRESS - COLLINSVILLE BELT LINE		3	1	25%	4
WESLEY CHAPEL INTERNAL MEDICINE AND PEDIATRICS			4	100%	4
MINUTE CLINIC DIAGNOSTIC OF TEXAS, LLC		4			4
PM PEDIATRICS OF SELDEN		3	1	25%	4
PHYSICIANS IMMEDIATE CARE AURORA			4	100%	4
PLEASANTVILLE OF SEBASTIAN LLC			4	100%	4

# COVID-19: testing by laboratory

Data through Jan 29, 2021 verified as of Jan 30, 2021 at 09:25 AM

Data in this report are provisional and subject to change.

The numbers in the table below represent the number of Florida and non-Florida residents for whom test results were received by the Department of Health. A person can be tested by more than one laboratory and can have both positive and negative results. **Therefore, the sum of the numbers in each column will be larger than the total number of people tested.**

Reporting lab	Inconclusive	Negative	Positive	Percent positive	Total
Calusa Harbour			4	100%	4
MEMORIAL HEALTH CARE SYSTEMS			4	100%	4
LEMOYNE COLLEGE WELLNESS CENTER FOR		4			4
HARLEM HOSPITAL CENTER		3	1	25%	4
MC DIAGNOSTIC OF CONNECTICUT, PC # 257		3	1	25%	4
MINUTECLINIC DIAGNOSTIC OF TN PC #6363		4			4
TERENCE B MITCHELL MD, INC			4	100%	4
BIOTEST PLASMA CENTER		4			4
MD NOW URGENT CARE - DELRAY WEST			4	100%	4
LAFAYETTE NURSING AND REHAB			4	100%	4
DEPARTMENT OF PATHOLOGY ROME MEMORIAL		3	1	25%	4
VITRO MOLECULAR LABORATORIES			4	100%	4
COMPREHENSIVE CLINICAL RESEARCH, LLC			4	100%	4
AHC Decatur County		4			4
MEDEXPRESS URGENT CARE - TEAYS VALLEY		3	1	25%	4
DEPARTMENT OF HEALTH AND HUMAN SERVICES		2	2	50%	4
SONIC REFERENCE LABORATORY			4	100%	4
COMPASSION PEDIATRIC URGENT CARE LLC			4	100%	4
MD ANDERSON			4	100%	4
SOUTHWESTERN REGIONAL MEDICAL CENTER - TULSA		4			4
LEON MEDICAL CENTERS, LLC			4	100%	4
Sunrise Health and Rehabilitation Center			4	100%	4
OCHSNER MEDICAL CENTER			4	100%	4
DISCOVERY VILLAGE AT STUART		1	3	75%	4
INTERMARKET FACILITY			4	100%	4
MIAMI MEDICAL CONSULTANT PA			4	100%	4
HAMPTON ALF AT 24TH ROAD LLC			4	100%	4
PRIMECARE		2	2	50%	4
PEACEHEALTH LABORATORIES		3	1	25%	4
OMNICARE PHARMACY OF TEXAS 1		4			4
MINUTECLINIC LLC (1435)		4			4
PALM GARDEN OF SUN CITY			4	100%	4
MINUTECLINIC DIAG OF IND LLC #8651		3	1	25%	4
CAPE COD HOSPITAL			4	100%	4
MINUTECLINIC DIAGNOSTIC MED GRP OF CA		3	1	25%	4
BENEVA LAKES HEALTHCARE & REHAB CENTER			4	100%	4
L3HARRIS FAMILY MEDICAL CENTER			4	100%	4
MEDEXPRESS URGENT CARE - LOGAN		4			4
LAKE FOREST PARK OP CO LLC		4			4
FLORIDA PRIMARY & SPECIALTY CARE		4			4
MEDEXPRESS URGENT CARE - BECKLEY CROSS		3	1	25%	4
BROOKDALE NEW PORT RICHEY			4	100%	4
BIGGERS FAMILY MEDICINE PA		3	1	25%	4
FLORIDA HOSPITAL ALTAMONTE		2	2	50%	4
CVS MINUTE CLINIC, LLC #22		3	1	25%	4
MINUTECLINIC DIAGNOSTIC OF MAINE, LLC		2	2	50%	4
DERMATOLOGY SPECIALISTS OF FL - DR. JON WARD			4	100%	4



# COVID-19: testing by laboratory

Data through Jan 29, 2021 verified as of Jan 30, 2021 at 09:25 AM

Data in this report are provisional and subject to change.

The numbers in the table below represent the number of Florida and non-Florida residents for whom test results were received by the Department of Health. A person can be tested by more than one laboratory and can have both positive and negative results. **Therefore, the sum of the numbers in each column will be larger than the total number of people tested.**

Reporting lab	Inconclusive	Negative	Positive	Percent positive	Total
THE PALMS PHARMACY, INC		4			4
ADVANCED PEDIATRICS OF BOCA LLC			4	100%	4
ARKANSAS DEPARTMENT OF HEALTH			4	100%	4
ENTRUST IMMEDIATE CARE			4	100%	4
MEDEXPRESS URGENT CARE - SOUTH PARKERSBURG		4			4
ORLANDO ORTHOPAEDIC OUTPATIENT SURGERY CENTER		1	3	75%	4
PANCARE HEALTH - ALTHA PUBLIC			4	100%	4
MINUTECLINIC DIAGNOSTIC OF WISCONSIN, LLC		4			4
FLORIDA HEALTH CARE PLANS STIRLING CENTER			4	100%	4
OVIEDO CHILDRENS HEALTH CENTER LLC		1	3	75%	4
Oakwood - North Baldwins Center for Living		4			4
Crowne Health Care of Montgomery		4			4
SANDGATE GARDENS REHAB & NURSING CENTER		3	1	25%	4
MINUTECLINIC #2860		3	1	25%	4
NU WAVE MEDICAL CENTER			4	100%	4
DYNACARE LABORATORIES			4	100%	4
HOME DOCS		2	2	50%	4
REFUGE A HEALING PLACE, THE			4	100%	4
SANFORD SOUTH UNIVERSITY		4			4
THE LITTLE CLINIC			4	100%	4
AURORA BAYCARE UROLOGY			4	100%	4
MEASE CONTINUING CARE		2	2	50%	4
ACCENT PHYSICIAN SPECIALISTS PA		4			4
IMIC INC RESEARCH			4	100%	4
TARPON SPRINGS PEDIATRICS, LLC			4	100%	4
MINUTECLINIC DIAG OF IND, LLC #10190		4			4
Nashville Central Laboratory		4			4
DEVEREUX FLORIDA CHILDRENS CENTER			4	100%	4
WALGREENS #07034		4			4
CARENOW URGENT CARE - CENTRAL AUSTIN		1	3	75%	4
GUTHRIE MEDICAL GROUP - CORNING		3	1	25%	4
ARCPPOINT LABS OF FORT LAUDERDALE, FL CENTRAL		1	3	75%	4
CAREATC, INC.			4	100%	4
DEPARTMENT OF HEALTH/ NEW YORK			4	100%	4
CONSULATE HEATH CARE AT WEST ALTAMONTE			4	100%	4
DEPARTMENT OF HEALTH AND HUMAN SERVICES STATE OF NEW HAMPSHIRE			4	100%	4
EP LTC PHARMACY		3	1	25%	4
UNIVERSITY OF MIAMI MILLER SCHOOL			4	100%	4
DES PLAINES CLINICAL LAB		2	2	50%	4
CALIFORNIA DEPARTMENT OF PUBLIC HEALTH			4	100%	4
GRAND VILLA OF NEW PORT RICHEY		1	3	75%	4
BAYLOR ESOTERIC AND MOLECULAR LAB			4	100%	4
MCKENZIE-WILLAMETTE MEDICAL CENTER LAB		4			4
DIAGNOSTECHS		4			4
MINUTECLINIC DIAGNOSTIC OF VIRGINIA		4			4
MEDICINE SHOPPE #1306 THE		3	1	25%	4
PELICAN LANDING		1	3	75%	4

# COVID-19: testing by laboratory

Data through Jan 29, 2021 verified as of Jan 30, 2021 at 09:25 AM

Data in this report are provisional and subject to change.

The numbers in the table below represent the number of Florida and non-Florida residents for whom test results were received by the Department of Health. A person can be tested by more than one laboratory and can have both positive and negative results. **Therefore, the sum of the numbers in each column will be larger than the total number of people tested.**

Reporting lab	Inconclusive	Negative	Positive	Percent positive	Total
PERSONAL PHYSICIAN CARE PA			4	100%	4
HEALTHY MINORS PEDIATRIC URGENT CARE		4			4
State Lab Unspecifd			4	100%	4
MINUTECLINIC, LLC #1796		3	1	25%	4
OCCUPATIONAL HEALTH CENTERS OF THE SOUTHWEST PA		3	1	25%	4
MEDEXPRESS URGENT CARE - WEIRTON		4			4
BIG BEND HOSPICE INC		4			4
BOND & STEELE CLINIC PA D/B/A BOND CLINIC PA		4			4
BELLIN HEALTH LAB		1	3	75%	4
CITY OF CLEARWATER EMPLOYEE HEALTH CENTER		1	3	75%	4
CORNERSTONE PEDIATRICS			4	100%	4
MEDEXPRESS URGENT CARE - BLUEFIELD		3	1	25%	4
MINUTECLINIC DIAGNOSTIC OF NORTH CAROLINA PC #5341		3	1	25%	4
MINUTECLINIC DIAGNOSTIC OF VIRGINIA, LLC #1656		4			4
MEDEXPRESS URGENT CARE - PRINCETON		4			4
AFFINITY URGENT CARE			4	100%	4
HELIX KH UC			4	100%	4
MINUTECLINIC DIAGNOSTIC OF OKLAHOMA		3	1	25%	4
Grace Rehabilitation of Vero Beach		4			4
GENEVA GENERAL HOSPITAL LABORATORY		3	1	25%	4
ELITE CARE			4	100%	4
GENTLE HANDS MOBILE PHLEBOTOMY			4	100%	4
MIAMI COMMUNITY HEALTH CENTER INC		1	3	75%	4
SCIENCE CARE			4	100%	4
ST. MARY'S HOSPITAL			4	100%	4
MERCY URGENT CARE			4	100%	4
SEBRING PEDIATRICS LLC			4	100%	4
Life Care Center of Orlando			4	100%	4
CARENOW URGENT CARE-HERMITAGE			4	100%	4
FLORIDA HEALTHCARE OF ORLANDO			4	100%	4
FLORIDA CANCER SPECIALISTS AND RESEARCH		2	2	50%	4
MEDEXPRESS URGENT CARE - YORK		1	3	75%	4
MEDEXPRESS URGENT CARE - TARENTUM		4			4
CARE ONE PRIMARY CARE			4	100%	4
ALVARO J DANGOND MD PA		4			4
FRESENIUS KIDNEY CARE SOUTH ORLANDO			4	100%	4
MEDEXPRESS URGENT CARE, FAIRMONT		4			4
CELERION			4	100%	4
THE DOCTORS CENTER HEALTHCARE-SOUTHSIDE		1	3	75%	4
MEMORIAL HEALTHCARE SYSTEM		1	3	75%	4
CLINICAL LABORATORIES OF THE BUFFALO		3	1	25%	4
MINUTECLINIC DIAGNOSTIC OF NEVADA #87		2	2	50%	4
NAVAL MEDICAL CENTER SAN DIEGO			4	100%	4
PHYSICIANS REGIONAL MEDICAL CTR - COLLIER BLVD			4	100%	4
SOMA MEDICAL CENTER PA			4	100%	4
MAILBOX DIAGNOSTICS		2	2	50%	4
MINUTECLINIC, LLC, DBA MINUTECLINIC #6		4			4

# COVID-19: testing by laboratory

Data through Jan 29, 2021 verified as of Jan 30, 2021 at 09:25 AM

Data in this report are provisional and subject to change.

The numbers in the table below represent the number of Florida and non-Florida residents for whom test results were received by the Department of Health. A person can be tested by more than one laboratory and can have both positive and negative results. **Therefore, the sum of the numbers in each column will be larger than the total number of people tested.**

Reporting lab	Inconclusive	Negative	Positive	Percent positive	Total
NEMOURS CHILDREN'S CLINIC			4	100%	4
MEDEXPRESS URGENT CARE - MBURG COMMONS		4			4
MEDEXPRESS URGENT CARE HUNTINGTON		4			4
MINUTE CLINIC LLC #5706		3	1	25%	4
ADVENTHEALTH MEDICAL GROUP PEDIATRIC & ADOLESCENT		3	1	25%	4
MINUTECLINIC DIAG OF IND, LLC #2387		4			4
DISCOVERY VILLAGE AT DEERWOOD			4	100%	4
CELEBRATION PEDIATRICS			4	100%	4
COMPUNET CLINICAL LAB			4	100%	4
USCG SECTOR ST PETE		1	3	75%	4
MINUTE CLINIC OF KANSAS PA		1	3	75%	4
RELIANT ACUTE CARE			4	100%	4
MINUTECLINIC, LLC #1470		4			4
Park Ridge Nursing Center		3	1	25%	4
GENUS DIAGNOSTICS			4	100%	4
CELAL GUROL ERBAY, MD			4	100%	4
WILLIAM A HINTON STATE LABORATORY INSTITUTE		1	3	75%	4
BIRMINGHAM VAMC		1	3	75%	4
MEDEXPRESS URGENT CARE - CULPEPER		4			4
LIFE CARE HOME HEALTH SERVICES LLC		1	3	75%	4
PANCARE HEALTH YOUNGSTOWN			4	100%	4
REHABILITATION CENTER OF WINTER PARK,THE			4	100%	4
PALM HARBOR DERMATOLOGY		4			4
MEDEXPRESS - NEW CASTLE, DUPONT HWY		4			4
CARENOW URGENT CARE - WINTER SPRINGS		3	1	25%	4
MINUTE CLINIC DIAGNOSTIC OF PENNSYLVANIA		4			4
PHASE2 LABS	1	2	1	25%	4
MEDEXPRESS URGENT CARE PLEASANT HILLS		3	1	25%	4
MEDEXPRESS URGENT CARE LAVALE		4			4
Westminster Manor		3	1	25%	4
HEALTHCARE NETWORK OF SOUTHWEST FLORIDA			4	100%	4
VITAL CARE URGENT CARE			4	100%	4
TRUE HEALTH- HOFFNER		3	1	25%	4
ELITE MEDICAL CENTER			4	100%	4
UNC HOSPITAL/MCLENDON CLINICAL LABORATORIES			4	100%	4
CVS NY4098030POCT NEW YORK		4			4
EXPRESS TESTING-ONE			4	100%	4
PHYSICIANS QUALITY CARE			4	100%	4
CRESTAR LABS		2	2	50%	4
GRAND AVE PHARMACY			4	100%	4
Health Care Center of Jacksonville			4	100%	4
SUNRISE SENIOR LIVING OF JACKSONVILLE			4	100%	4
SIGNATURE CARE MONTROSE		2	2	50%	4
MARION AND BERNARD L SAMSON NURSING CENTER			4	100%	4
QUALITY MEDICAL CARE			4	100%	4
ABSOLUTE HEALTH		4			4
MEDEXPRESS URGENT CARE - MARKHAM STREE		3	1	25%	4

# COVID-19: testing by laboratory

Data through Jan 29, 2021 verified as of Jan 30, 2021 at 09:25 AM

Data in this report are provisional and subject to change.

The numbers in the table below represent the number of Florida and non-Florida residents for whom test results were received by the Department of Health. A person can be tested by more than one laboratory and can have both positive and negative results. **Therefore, the sum of the numbers in each column will be larger than the total number of people tested.**

Reporting lab	Inconclusive	Negative	Positive	Percent positive	Total
THONOTOSASSA COMMUNITY HEALTH CENTER		1	3	75%	4
CVS TN5601POCT LENOIR CITY		4			4
ADVENT HEALTH - TUSKAWILLA		4			4
MINUTECLINIC DIAGNOSTIC OF SC, LLC #7		2	2	50%	4
FHCP - ORMOND BEACH			4	100%	4
FLORIDA HEART AND VASCULAR			4	100%	4
SUMTER COUNTY HEALTH DEPARTMENT			4	100%	4
CAYUGA COUNTY HEALTH DEPARTMENT		3	1	25%	4
CLAY PRIMARY & FAMILY CARE LLC			4	100%	4
MEDEXPRESS URGENT CARE - FREDERICK		4			4
PRISMA HEALTH MIDLANDS			3	100%	3
CULLMAN REGIONAL URGENT CARE		2	1	33%	3
GONZALEZ MD AND ASWAD MD HEALTH SERVICES			3	100%	3
LISTENING DOCTOR PLLC, THE			3	100%	3
FOX FAMILY PRACTICE		3			3
PROMPT CARE OF CENTRAL FLORIDA LLC			3	100%	3
CVS IN6654POCT INDIANAPOLIS		2	1	33%	3
REELFOOT FAMILY WALK IN CLINIC		2	1	33%	3
FHPG FAMILY MEDICAL CENTER OF TAMPA BAY		1	2	67%	3
MEDEXPRESS URGENT CARE-CLOQUET		3			3
MEDEXPRESS URGENT CARE - WILKES BARRE		2	1	33%	3
CVS IL8747POCT CHICAGO		3			3
MUNSON MEDICAL CENTER			3	100%	3
GRAND VILLA OF PALM COAST		3			3
PATIENT FIRST - ALLENTOWN			3	100%	3
IOWA DEPARTMENT OF PUBLIC HEALTH			3	100%	3
CORTLAND REGIONAL MEDICAL CENTER		3			3
SOFTCELL L-FORM LABORATORIES, LLC			3	100%	3
PALMS WEST HOSPITAL			3	100%	3
Wynfield Park Health and Rehabilitation		3			3
ACL LABORATORIES INDUSTRIAL TOXICOLOGY			3	100%	3
MONTANA PUBLIC HEALTH LAB			3	100%	3
HARBORCHASE OF STUART			3	100%	3
FLORIDA MENTOR-POINT WEST CLUSTER		3			3
DEACONESS HOSPITAL			3	100%	3
COLLIER PHARMACY			3	100%	3
HEARTLAND - CHARLESTON OF HANAHAN SC,		3			3
COVANCE CLS			3	100%	3
VILLAGES HEALTH, THE		3			3
ST. LUKE'S HOSPITAL - BETHLEHEM CAMPUS		1	2	67%	3
MINUTECLINIC DIAG OF IND, LLC #6910		3			3
MASSASHUSETTS STATE LAB INSTITUTE		1	2	67%	3
NEWSTAR MEDICAL LABORATORIES		3			3
FELICIDAD MEDICAL CENTER INC			3	100%	3
VICAR'S LANDING NURSING HOME		2	1	33%	3
BRENTWOOD SENIOR LIVING AT ST PETE			3	100%	3
NORTHCREST MEDICAL CENTER		1	2	67%	3

# COVID-19: testing by laboratory

Data through Jan 29, 2021 verified as of Jan 30, 2021 at 09:25 AM

Data in this report are provisional and subject to change.

The numbers in the table below represent the number of Florida and non-Florida residents for whom test results were received by the Department of Health. A person can be tested by more than one laboratory and can have both positive and negative results. **Therefore, the sum of the numbers in each column will be larger than the total number of people tested.**

Reporting lab	Inconclusive	Negative	Positive	Percent positive	Total
CRANES VIEW LODGE			3	100%	3
CVS TX7821POCT LEAGUE CITY		3			3
MINUTE CLINIC DIAGNOSTIC OF TN PC #64		3			3
CVS PA1671POCT LANCASTER		3			3
Kroger 635 - The Little Clinic Dacula		3			3
IVY CREEK URGENT CARE OF ENTERPRISE			3	100%	3
ST CHARLES BEND LABORATORY		2	1	33%	3
REGIONAL MEDICAL LAB			3	100%	3
ESCAMBIA COUNTY JAIL DETENTION DIVISION		3			3
THOMAS LANGLEY			3	100%	3
Fort Gaines Health and Rehab		3			3
CVS GA2236POCT WOODSTOCK		3			3
CVS SC7396POCT NORTH MYRTLE BEACH		3			3
CAMPAZZI CONCIERGE MEDICAL SERVICES		2	1	33%	3
MINUTECLINIC DIAGNOSTIC OF PENNSYLVAN		2	1	33%	3
Bethany Health and Rehab		3			3
MINUTECLINIC DIAGNOSTIC OF OHIO #3407		3			3
CVS OH2543POCT CANFIELD		3			3
LIZS ADULT CARE		3			3
Centrastate Medical Center		2	1	33%	3
TAYLOR MANOR		1	2	67%	3
STUYVESANT URGENT CARE		3			3
ADVANCED URGENT CARE CENTER			3	100%	3
CVS OH6123POCT CINCINNATI		2	1	33%	3
TRUE HEALTH - LAKE UNDERHILL		3			3
MAINE DEPARTMENT OF HEALTH AND HUMAN SERVICES			3	100%	3
CUMBERLAND MEDICAL CENTER INC		3			3
ASPEN VALLEY HOSPITAL			3	100%	3
MEDLAB INC		3			3
SPARROW CENTRAL LAB			3	100%	3
ORCHID COVE DAYTONA			3	100%	3
MED FUSION			3	100%	3
ADVENTHEALTH SEBRING- INFECTION CONTROL DEPARTMENT			3	100%	3
MINUTECLINIC DIAG OF IND LLC #6840		3			3
SUMMIT MEDICAL GROUP - WEST ORANGE		3			3
CELEBRATION PEDIATRICS PA			3	100%	3
ADRIANA M CASTRO MD PA		3			3
SISD EMPLOYEE HEALTH CLINIC			3	100%	3
HIALEAH SHORES NURSING AND		2	1	33%	3
HEPATOLOGY DIAGNOSTIC LAB			3	100%	3
BOLING, STEPHANIE		3			3
24TH WEAPONS OF MASS DESTRUCTION - CIVIL SUPPORT		3			3
CVS MINUTE CLINIC DIAG OF IND LLC #5206		2	1	33%	3
MINUTECLINIC DIAGNOSTIC OF NORTH CAROLINA PC #7054		3			3
CVS IN6605POCT INDIANAPOLIS		2	1	33%	3
HELIX LW UC		1	2	67%	3
ALABAMA DEPT PUBLIC HEALTH			3	100%	3



# COVID-19: testing by laboratory

Data through Jan 29, 2021 verified as of Jan 30, 2021 at 09:25 AM

Data in this report are provisional and subject to change.

The numbers in the table below represent the number of Florida and non-Florida residents for whom test results were received by the Department of Health. A person can be tested by more than one laboratory and can have both positive and negative results. **Therefore, the sum of the numbers in each column will be larger than the total number of people tested.**

Reporting lab	Inconclusive	Negative	Positive	Percent positive	Total
MEDEXPRESS URGENT CARE-CHIPPEWA		2	1	33%	3
MAYO		1	2	67%	3
CTRS			3	100%	3
COASTAL LABORATORIES OF FLORIDA			3	100%	3
LIFE CARE CENTER OF SKAGIT VALLEY		3			3
MARION COUNTY FIRE RESCUE		3			3
OHIO DEPARTMENT OF HEALTH LABORATORY		2	1	33%	3
INSPIRA MEDICAL CENTER VINELAND LAB		2	1	33%	3
LOCH HAVEN PEDIATRICS			3	100%	3
LONG ISLAND UNIVERSITY - POST CAMPUS		3			3
CLEARWATER		2	1	33%	3
UNIVERSITY OF MIAMI / SCCC RESEARCH LABORATORY			3	100%	3
MOBIL LAB FOR ALL INC		3			3
MICHIGAN HEALTH CLINIC LABORATORIES		2	1	33%	3
HAVEN CUSTEAD CARE CENTER			3	100%	3
MINUTECLINIC DIAGNOSTIC OF TEXAS LLC		2	1	33%	3
VIRGINIA DIVISION OF CONSOLIDATED LABORATORIES			3	100%	3
MANORCARE NURSING & REHABILITATION CENTER-NAPLES		3			3
LEE CONVENIENT CARE AT SUMMERLIN			3	100%	3
EXETER HOSPITAL		3			3
PINELLAS PARK HEALTH CENTER - PINELLAS CHD		1	2	67%	3
NC STATE LABORATORY OF PUBLIC HEALTH		3			3
EASTERN FLORIDA STATE COLLEGE - PALM BAY CAMPUS□			3	100%	3
ADVENTHEALTH MEDICAL GROUP PEDIATRICS		1	2	67%	3
PINELLAS POINT NURSING AND REHAB			3	100%	3
SARASOTA MEDICAL CENTER			3	100%	3
BRANDON REGIONAL EMERGENCY CTR			3	100%	3
MEDICAL UNIVERSITY SC HOSPITAL			3	100%	3
BEEBE MEDICAL CENTER LABORATORY		3			3
MEDI STATION			3	100%	3
STONE CLINICAL LABORATORIES OF FL LLC		3			3
NORTH NAPLES HOSPITAL RESPIRATORY THERAPY DEPARTMENT			3	100%	3
MINUTECLINIC, LLC #5707		3			3
UNIVERISTY OF MIAMI			3	100%	3
PEDIATRICS BY THE SEA JOG RD OFFICE			3	100%	3
WEST TN HEALTH MED NORTH		3			3
MEDEXPRESS URGENT CARE - WAXAHACHIE, N HIGHWAY 77		1	2	67%	3
LUVERNE HEALTH AND REHABILITATION		3			3
BETH ISRAEL MEDICAL CENTER LABS		3			3
SEMINOLE FAMILY HEALTH CENTER		3			3
PUBLIC HEALTH TRUST OF MIAMI DADE COUNTY			3	100%	3
US SPECIALTY LABS			3	100%	3
KEY WEST URGENT CARE, INC		3			3
Hunterdon Medical Center Laboratory		3			3
TIEHH BIOTERRORISM RESPONSE LAB			3	100%	3
STATCARE URGENT & WALK IN MEDICAL CARE		2	1	33%	3
ROANE MEDICAL CENTER		2	1	33%	3

# COVID-19: testing by laboratory

Data through Jan 29, 2021 verified as of Jan 30, 2021 at 09:25 AM

Data in this report are provisional and subject to change.

The numbers in the table below represent the number of Florida and non-Florida residents for whom test results were received by the Department of Health. A person can be tested by more than one laboratory and can have both positive and negative results. **Therefore, the sum of the numbers in each column will be larger than the total number of people tested.**

Reporting lab	Inconclusive	Negative	Positive	Percent positive	Total
PATHOLOGY REFERENCE LAB LLC			3	100%	3
MONTEFIORE MEDICAL CENTER LABS MONTEFIORE		2	1	33%	3
MINUTE CLINIC, LLC #4650		3			3
MINUTE CLINIC DIAG OF IND LLC #8674		3			3
MIDNIGHT MEDICINE			3	100%	3
KISSIMMEE URGENT CARE		3			3
HELIX MEDICAL CENTERS		1	2	67%	3
BETTERMED URGENT CARE			3	100%	3
HOUSTON METHODIST HOSPITAL			3	100%	3
MEDEXPRESS URGENT CARE - RICHMOND, W BROAD ST		3			3
NORTHERN LIGHT LABORATORY		1	2	67%	3
MARYLAND STATE DEPT OF HEALTH	2		1	33%	3
ST. PETERSBURG PEDIATRICS- 38TH AVENUE			3	100%	3
NORTHWEST FLORIDA CLINICAL LAB		1	2	67%	3
LAHEY CLINIC MEDICAL CENTER			3	100%	3
PEDIATRICS IN BREVARD-COCOA BEACH		2	1	33%	3
CVS PA8979POCT HARRISBURG		3			3
PROHEALTH PRIMARY CARE - GLEN OAKS		3			3
LOYOLA UNIVERSITY MEDICAL CENTER LABORATORY			3	100%	3
HARBOUR ISLAND PEDIATRICS LLC			3	100%	3
CELEBRATION PRIMARY CARE ASSOCIATES LLC		3			3
NORTH CAROLINA DEPT OF HEALTH & HUMAN SRVCS STATE LAB OF PUBLIC HEALTH			3	100%	3
JS HEALTHCARE		2	1	33%	3
WALGREENS #07502		3			3
HILLVIEW LABORATORY			3	100%	3
PEDIATRICS AND ADOLESCENT MEDICINE		2	1	33%	3
Gulfport Rehabilitation Center			3	100%	3
DASCENA, INC			3	100%	3
MEDEXPRESS URGENT CARE - WHEELING		2	1	33%	3
OPTUM PRIMARY CARE - SILVER LAKES			3	100%	3
DELAWARE PUBLIC HEALTH LABORATORY		1	2	67%	3
APEX CLINICAL LABORATORIES INC		3			3
EXPRESS TEST			3	100%	3
PPD - IXLAYER		3			3
GROVES CENTER			3	100%	3
FLORIDA HOSPITAL LABORATORIES		3			3
Rutgers Health Rwj University Hospital - Laboratory		2	1	33%	3
LEXINGTON MEDICAL CENTER		1	2	67%	3
GAINESVILLE PEDIATRIC ASSOCIATES			3	100%	3
SCHIFF CENTER FOR LIVER DISEASES		1	2	67%	3
STRINGFELLOW MEMORIAL HOSPITAL		3			3
WINDER NURSING INC DBA WINDER HEALTH CARE		3			3
TMH PHYSICIAN PARTNERS BLOUNTSTOWN			3	100%	3
LAURELLWOOD NURSING CENTER		1	2	67%	3
GYN PATH SERVICES			3	100%	3
TMH FSU RAPID LABORATORY		2	1	33%	3
THE CLINIC OF PEDIATRICS & GI MEDICINE, INC			3	100%	3

# COVID-19: testing by laboratory

Data through Jan 29, 2021 verified as of Jan 30, 2021 at 09:25 AM

Data in this report are provisional and subject to change.

The numbers in the table below represent the number of Florida and non-Florida residents for whom test results were received by the Department of Health. A person can be tested by more than one laboratory and can have both positive and negative results. **Therefore, the sum of the numbers in each column will be larger than the total number of people tested.**

Reporting lab	Inconclusive	Negative	Positive	Percent positive	Total
MINUTECLINIC DIAGNOSTIC OF MICHIGAN, P		3			3
SUN TERRACE HEALTH CARE CENTER			3	100%	3
CVS TN2179POCT MURFREESBORO		3			3
NOVANT HEALTH PRESBYTERIAN		2	1	33%	3
ORLANDO REGIONAL HEALTH SERVICES		1	2	67%	3
WINDSOR WOODS REHAB & HEALTHCARE CTR		2	1	33%	3
BONITA PHARMACY		3			3
MEDEXPRESS URGENT CARE - WALDORF, CRAIN HWY		3			3
SUMNER REGIONAL MEDICAL CENTER		2	1	33%	3
MEDFIRST URGENT CARE			3	100%	3
MEDEXPRESS URGENT CARE-HERSHEY		2	1	33%	3
ESCO DRUG CO INC		3			3
MPG JACKSONVILLE ATLANTIC BLVD		1	2	67%	3
FLORIDA HOSPITAL PHYSICIANS GROUP		1	2	67%	3
CVS OH3393POCT AURORA		2	1	33%	3
MEDEXPRESS URGENT CARE- FORT WORTH N T		3			3
QUATRACOR PLLC		3			3
BNC Medical Investors, LLC Berrien Nursing & Rehabilitation Center		3			3
BAPTIST OUTPATIENT SERVICES			3	100%	3
GRAND VILLA OF LARGO		1	2	67%	3
WELLMED AT APOLLO BEACH BLVD		1	2	67%	3
Kroger 124 - The Little Clinic University		3			3
BRADENTON PHYSICIAN MEDICAL CENTER			3	100%	3
MEDIC INFUSION PA		3			3
OPTUM OF RED ROAD		3			3
PRINCETON BMC LABORATORY		3			3
MONROE COUNTY FIRE RESCUE		3			3
MEDEXPRESS URGENT CARE - TULSA, S YALE AVE		3			3
ALLIANCE LABS @LRMC			3	100%	3
FLAGLER FAMILY MEDICINE PA			3	100%	3
PROGRESS PHARMACY INC			3	100%	3
SIGNATURE URGENT CARE			3	100%	3
MEDEXPRESS URGENT CARE - NORTH LITTLE		2	1	33%	3
NORTHWEST FLORIDA COMMUNITY HOSPITAL 3RD FLOOR		3			3
Magnolia Health and Rehab Center			3	100%	3
Mill Valley Care Center		3			3
SARASOTA PERSONAL MEDICINE		2	1	33%	3
MEDEXPRESS URGENT CARE - SUMMERSVILLE, WEBSTER RD		3			3
CVS MINUTE CLINIC DIAGNOSTIC OF TEXAS		3			3
UNITY HEALTH AND REHABILITATION CENTER			3	100%	3
AUSTIN PUBLIC HEALTH			3	100%	3
CAREWELL URGENT CARE			3	100%	3
FHPG TAMPA PRIMARY CARE			3	100%	3
AVANTE INVERNESS		1	2	67%	3
BARONESS ERLANGER HOSPITAL		3			3
Rosedale Green		3			3
MINUTECLINIC DIAG OF IND, LLC #6483		1	2	67%	3

# COVID-19: testing by laboratory

Data through Jan 29, 2021 verified as of Jan 30, 2021 at 09:25 AM

Data in this report are provisional and subject to change.

The numbers in the table below represent the number of Florida and non-Florida residents for whom test results were received by the Department of Health. A person can be tested by more than one laboratory and can have both positive and negative results. **Therefore, the sum of the numbers in each column will be larger than the total number of people tested.**

Reporting lab	Inconclusive	Negative	Positive	Percent positive	Total
SCRIPPS CLINIC MEDICAL			3	100%	3
PLAINVIEW PRIMARY CARE		3			3
CFP PHYSICIANS GROUP			3	100%	3
JACKSON SOUTH COMMUNITY HOSPITAL LAB			3	100%	3
MONROE COUNTY DEPT OF PUBLIC HEALTH ST		3			3
GLADES COUNTY DETENTION CENTER			3	100%	3
CROSSVILLE MEDICAL GROUP		1	2	67%	3
LIFEHOPE LABS			3	100%	3
MINUTECLINIC, LLC #03268		2	1	33%	3
SURETOX LABORATORY LLC		2	1	33%	3
FLORIDA LABORATORY ANALYSIS, LLC			3	100%	3
MINUTECLINIC DIAGNOSTIC OF WISCONSIN,		3			3
MIAMI BEACH MEDICAL GROUP LLC			3	100%	3
VIRTUA MEMORIAL HOSPITAL BURLINGTON COUNTY		1	2	67%	3
ADVANCED URGENT CARE CENTER OF THE UPPER KEYS		1	2	67%	3
NEMOURS CHILDRENS PRIMARY CARE MAITLAND			3	100%	3
OPENTRONS PRL		2	1	33%	3
MORGAN STANLEY HEALTH CENTER		3			3
CVS GA2147POCT KENNESAW		2	1	33%	3
CENTRAL DUPAGE HOSPITAL			3	100%	3
ALLIED PHYSICIANS GROUP PLLC		3			3
WINTER PARK INTERNAL MEDICINE MD PA		2	1	33%	3
ACCESS HEALTH CARE		2	1	33%	3
MINUTECLINIC, DIAGNOSTIC OF TEXAS, LL		3			3
MINUTECLINIC DIAGNOSTIC OF TN PC #240		3			3
COOPER UNIVERSITY HOSPITAL LABORATORY		2	1	33%	3
CVS RI1717POCT 1 CVS DR			3	100%	3
MEDEXPRESS URGENT CARE, CHAMBERSBURG		2	1	33%	3
FAMILY TREE MEDICAL GROUP PA		2	1	33%	3
BROOKDALE OAKBRIDGE		1	2	67%	3
COMMUNITY MEDICAL CENTER			3	100%	3
TIFTON CARECONNECT URGENT CARE			3	100%	3
LINCOLN MEDICAL CENTER		3			3
THE PATHOLOGY LABORATORY		1	2	67%	3
HUNT CLUB MEDICAL CARE			3	100%	3
LEWIS COUNTY MANOR		3			3
CONSOLIDATED LABORATORY SERVICES			3	100%	3
CVS SC3838POCT ANDERSON		3			3
NORTH BROWARD HOSPITAL DISTRICT HEALTHCARE FOR THE HOMELESS			3	100%	3
MINUTECLINIC DIAGNOSTIC MED GRP OF SAN		3			3
MEDEXPRESS URGENT CARE-SCOTT TOWNSHIP		3			3
ANN STORCK CENTER INC		3			3
PROPATH			3	100%	3
SOUTH COUNTY MENTAL HEALTH CENTER INC			3	100%	3
PREMIER FAMILY AND SPORTS MEDICINE		2	1	33%	3
NORTH SHORE HOSP. INFECTION CONTROL			3	100%	3
JUPITER CLINIC			3	100%	3

# COVID-19: testing by laboratory

Data through Jan 29, 2021 verified as of Jan 30, 2021 at 09:25 AM

Data in this report are provisional and subject to change.

The numbers in the table below represent the number of Florida and non-Florida residents for whom test results were received by the Department of Health. A person can be tested by more than one laboratory and can have both positive and negative results. **Therefore, the sum of the numbers in each column will be larger than the total number of people tested.**

Reporting lab	Inconclusive	Negative	Positive	Percent positive	Total
MEDEXPRESS URGENT CARE SHADYSIDE		3			3
SPRING LAKE REHABILITATION CENTER			3	100%	3
EMERALD COAST CENTER			3	100%	3
COASTAL SKIN SURGERY AND DERMATOLOGY PL		3			3
ADVANCED PEDIATRICS			3	100%	3
SSM HEALTH ST LOUIS MICROBIOLOGY LABORATORY		1	2	67%	3
CCRX OF NORTH CAROLINA, LLC		2	1	33%	3
LEESBURG COMMUNITY HEALTH CENTERS			3	100%	3
CORTLAND COUNTY HEALTH DEPARTMENT		3			3
CGH MEDICAL CENTER			3	100%	3
YORK HOSPITAL - LABORATORY			3	100%	3
NEMOURS CHILDRENS PRIMARY CARE HORIZON WEST			3	100%	3
CVS OH2342POCT WEST CHESTER		2	1	33%	3
MINUTECLINIC DIAG OF IND, LLC #6697		3			3
ADVANCED URGENT CARE LLC		1	2	67%	3
GREATER MOBILE URGENT CARE – SPRINGHILL			3	100%	3
MINUTECLINIC, LLC #7139		3			3
OHIO CVS STORES		3			3
WYOMING DEPT OF HEALTH			3	100%	3
URGENT DOC - URGENT CARE CLINIC			3	100%	3
SMOKY MOUNTAIN URGENT CARE AND FAMILY MEDICINE CENTER			3	100%	3
COMMUNICABLE DISEASE CONTROL/PUBLIC HEALTH EMERGENCY PREPAREDNESS			3	100%	3
MEDEXPRESS-HOUSTON EAST FWY		1	2	67%	3
MINUTECLINIC, LLC #4682		2	1	33%	3
MEDEXPRESS URGENT CARE MARTINSBURG		2	1	33%	3
MEDEXPRESS URGENT CARE - HOLLINS		3			3
Bainbridge Health and Rehab		3			3
GREENTREE MEDICAL CENTER			3	100%	3
ADVENT HEALTH - CENTRAL PASCO ER			3	100%	3
ERIE COUNTY PUBLIC HEALTH CLINICAL		3			3
ADVICE FOR OPTIMAL WELLNESS, INC			3	100%	3
SOFTLAB			3	100%	3
VA OUTPATIENT CLINIC-NEW PORT RICHEY			3	100%	3
CARESPOT-WELLINGTON			3	100%	3
RAPID CITY RUGENT CARE			3	100%	3
THE OASIS BEACHSIDE		3			3
CVS NC4165POCT BREVARD		1	2	67%	3
OHIO HEALTH DOCTORS HOSPITAL			3	100%	3
CARENOW-LEBANON		1	2	67%	3
FLORIDA GASTROENTEROLOGY ASSOCIATES PA		3			3
FLORIDA MEDICAL ASSOCIATES LLC			3	100%	3
SCIENTIFIC LABORATORY DIVISION			3	100%	3
TARRANT COUNTY PUBLIC HEALTH		3			3
TUFTS MEDICAL CENTER			3	100%	3
MINUTECLINIC LLC #5176			3	100%	3
SANFORD MOBILE LAB			3	100%	3
RICHMOND CITY DEPARTMENT OF PUBLIC HEALTH			3	100%	3



# COVID-19: testing by laboratory

Data through Jan 29, 2021 verified as of Jan 30, 2021 at 09:25 AM

Data in this report are provisional and subject to change.

The numbers in the table below represent the number of Florida and non-Florida residents for whom test results were received by the Department of Health. A person can be tested by more than one laboratory and can have both positive and negative results. **Therefore, the sum of the numbers in each column will be larger than the total number of people tested.**

Reporting lab	Inconclusive	Negative	Positive	Percent positive	Total
MINUTECLINIC, LLC #05814		3			3
HEART OF FLORIDA HEALTH CENTER INC			3	100%	3
ONslow MEMORIAL HOSPITAL LABORATORY		3			3
CARENOW-ATASCOCITA			3	100%	3
ALOHA HOME CARE LLC DBA ACCENTCARE HOME HEALTH OF		3			3
WAL-MART STORES EAST LP		2	1	33%	3
GARCIA MORALES NELSON			3	100%	3
Englewood Health and Rehab			3	100%	3
MEDEXPRESS URGENT CARE - SOMERSET TOWNSHIP		3			3
Cleveland Clinic Weston			3	100%	3
INDIANA STATE DEPARTMENT OF HEALTH LABORATORIES			3	100%	3
MEADOWS AT CYPRESS GARDENS, THE		3			3
ELITE PRIMARY CARE OF WAYCROSS			3	100%	3
MEDICAL SERVICES OF AMERICA HOME HEALTH		3			3
DOCTORS HOSPITAL RENAISSANCE			3	100%	3
CVS MA394POCT SEEKONK		3			3
MEDICAL CENTER ENTERPRISE			3	100%	3
DACH MAIN LAB			3	100%	3
FAMILY MEDICINE AT WINTER PARK			3	100%	3
CVS TN7289POCT SIGNAL MOUNTAIN		3			3
FIRST CARE - MIDDLESBORO			3	100%	3
ALLIANCE FOR MULTISPECIALTY RESEARCH		3			3
CULLMAN REGIONAL MEDICAL CENTER		2	1	33%	3
EMORY BENNETT VETERANS NURSING HOME		3			3
MEDEXPRESS URGENT CARE-ARLINGTON		2	1	33%	3
Life Care Center of Citrus County		2	1	33%	3
CVS HEALTH MINUTE CLINIC			3	100%	3
QUEST DIAGNOSTICS PSC			3	100%	3
BAYCARE MEDICAL GROUP, INC		3			3
COVENANT PEDIATRICS		1	2	67%	3
NYC PUBLIC HEALTH LABS			3	100%	3
MOULTRIE CREEK NURSING AND REHAB			3	100%	3
SIGNATURE CARE PFLUGERVILLE			3	100%	3
CURATIVE		1	2	67%	3
ST PETE DIRECT PRIMARY CARE		1	2	67%	3
MEDEXPRESS URGENT CARE - WICHITA, S SENECA ST		1	2	67%	3
MID FLORIDA CLINICAL LABORATORY		2	1	33%	3
BROOKDALE SENIOR LIVING			3	100%	3
LITTLE SPURS PEDIATRIC URGENT CARE		1	2	67%	3
TERRACE OF ST CLOUD, THE		2	1	33%	3
BAPTIST PRIMARY CARE, INC.		2	1	33%	3
ST LUKES HOSPITAL LABORATORY		2	1	33%	3
COVID PROCESSING SITE			3	100%	3
HEALTHQUEST, INC		2	1	33%	3
ESTERO FIRE RESCUE		3			3
PM PEDIATRICS OF SELDEN PLLC		3			3
VELOCITY CARE			3	100%	3

# COVID-19: testing by laboratory

Data through Jan 29, 2021 verified as of Jan 30, 2021 at 09:25 AM

Data in this report are provisional and subject to change.

The numbers in the table below represent the number of Florida and non-Florida residents for whom test results were received by the Department of Health. A person can be tested by more than one laboratory and can have both positive and negative results. **Therefore, the sum of the numbers in each column will be larger than the total number of people tested.**

Reporting lab	Inconclusive	Negative	Positive	Percent positive	Total
TAMPA		1	2	67%	3
ADVENT HEALTH MEDICAL GROUP FAMILY MEDICINE			3	100%	3
FRESENIUS MEDICAL CARE			3	100%	3
ASSOCIATES IN MEDICINE		1	2	67%	3
UNIVERSITY OF MICHIGAN		2	1	33%	3
Village on the Green			3	100%	3
MEDEXPRESS URGENT CARE GREENSBURG		2	1	33%	3
MINUTE CLINIC LLC # 2033		2	1	33%	3
STERLING HOUSE OF WINTER HAVEN			3	100%	3
UNIVERSITY OF KANSAS MEDICAL CENTER			3	100%	3
SENTARA NORFOLK GENERAL HOSPITAL CENTRAL LAB			3	100%	3
RHEA MEDICAL CENTER		3			3
MEDEXPRESS URGENT CARE-PASADENA		3			3
FLORIDA DEPARTMENT OF HEALTH IN MIAMI DADE COUNTY		2	1	33%	3
SAVANNAH COVE		3			3
MINUTECLINIC DIAGNOSTIC OF OHIO #7790		1	2	67%	3
Broadview Multi-Care Center		3			3
MEDFUSION		2	1	33%	3
MEDEXPRESS URGENT CARE - LITTLE ROCK		2	1	33%	3
CVS GA3766POCT DACULA		1	2	67%	3
RIVER CITY MEDICAL ASSOCIATES INC			3	100%	3
JOHN T MACKAY MD			3	100%	3
MEDEXPRESS URGENT CARE, BELLE VERNON		3			3
PREMIER CLINICAL RESEARCH INSTITUTE INC			3	100%	3
TMH PHYSICIAN PARTNERS SOUTHWOOD			3	100%	3
PARRISH MEDICAL CENTER-WAIVED TESTING		3			3
DOC PAM PA		2	1	33%	3
NEOGENOMICS LABORATORIES, INC		3			3
MINUTECLINIC, LLC #1431		2	1	33%	3
Greystone Health Care Center		3			3
TREASURE COAST PEDIATRICS PA			3	100%	3
LOUISIANA DEPT. OF HEALTH AND HOSPITALS-INFECTIOUS DISEASE EPI SECTION			3	100%	3
HARBOUR'S EDGE		2	1	33%	3
Westside Terrace		3			3
BROOME COUNTY HEALTH DEPARTMENT		2	1	33%	3
SHANDS AT LAKE SHORE LAB		1	2	67%	3
MEDICAL CENTER OF THE ROCKIES			3	100%	3
Lakeview Village		3			3
NORTH DAKOTA DEPT OF HEALTH MICROBIOLOGY		1	2	67%	3
ADVANCED HEART CARE OF SOUTH FLORIDA		3			3
CVS MINUTE CLINIC DIAGNOSTIC MED GRP OF CAL		3			3
ROAN DRUG COMPANY LLC		3			3
ADVANCED MEDICAL RESEARCH CENTER LLC			3	100%	3
ALLIANCE PEDIATRICS PA			3	100%	3
FAMILY MEDICAL CLINIC HOMESTEAD, LLC			3	100%	3
ST MARYS MEDICAL CENTER			3	100%	3
PICHARDO CLINIC, THE			2	100%	2

# COVID-19: testing by laboratory

Data through Jan 29, 2021 verified as of Jan 30, 2021 at 09:25 AM

Data in this report are provisional and subject to change.

The numbers in the table below represent the number of Florida and non-Florida residents for whom test results were received by the Department of Health. A person can be tested by more than one laboratory and can have both positive and negative results. **Therefore, the sum of the numbers in each column will be larger than the total number of people tested.**

Reporting lab	Inconclusive	Negative	Positive	Percent positive	Total
THE FOUNTAIN AT BOCA CIEGA BAY		2			2
CVS IL3163POCT OAK PARK		2			2
UT PATH			2	100%	2
GRACE HEALTHCARE OF LAKE WALES		1	1	50%	2
SOMA MEDICAL CENTER PA #4			2	100%	2
WOMENS CARE FLORIDA LLC-LABORATORY		2			2
DELAWARE DIAGNOSTICS LABS			2	100%	2
MEDEXPRESS - WILMINGTON CONCORD PIKE		2			2
MINUTECLINIC DIAG OF IND LLC #1367		2			2
Alden Terrace of McHenry			2	100%	2
MIDDLE TENN MENTAL HEALTH INSTITUTE		2			2
CVS IN6713POCT BLOOMINGTON		2			2
WHITE EARTH IHS MAIN LAB		2			2
NEBRASKA MEDICAL CENTER			2	100%	2
JUST BELIEVE RECOVERY CENTER			2	100%	2
UMHC HOLLYWOOD LABORATORY			2	100%	2
NEMOURS CHILDREN'S URGEN CARE			2	100%	2
DALLAS BAPTIST UNIVERSITY - HEALTH SERVICES			2	100%	2
MURFREESBORO MEDICAL CLINIC		2			2
MINUTECLINIC #2797		2			2
PALM BEACH DIABETES & ENDOCRINE SPECIALISTS PA			2	100%	2
WISCONSIN STATE LABORATORY OF HYGIENE		1	1	50%	2
NEW YORK PSYCHIATRIC INSTITUTE		2			2
CVS TN7698POCT KNOXVILLE		2			2
MINUTECLINIC DIAG OF IND, LLC #6553		2			2
MARCO ISLAND HOSPITAL INC D/B/A		1	1	50%	2
HEARTLAND HOME HEALTH CARE		2			2
BIOMAT USA			2	100%	2
UW HOSPITAL AND CLINICS		1	1	50%	2
BENEVA LAKES ASSISTED LIVING CENTER			2	100%	2
ADVENTHEALTH EAST ORLANDO EMPLOYEE CLINIC		2			2
PHYSICIANS LABORATORY SERVICES			2	100%	2
RAINY LAKE MEDICAL CENTER			2	100%	2
PEDIATRIC HEALTH CARE		1	1	50%	2
REGIONAL MEDICAL CENTER BAYONET POINT			2	100%	2
STARMED FAMILY & URGENT CARE			2	100%	2
Kings County Hospital Center			2	100%	2
VALLEY BAPTIST MEDICAL CENTER: BROWNSVILLE			2	100%	2
MCLAREN REGIONAL MEDICAL CENTER			2	100%	2
SUMMIT URGENT CARE PS			2	100%	2
UNIVERSITY HOSPITALS OF CLEVELAND			2	100%	2
PHYSICIANS MEDICAL CENTER		2			2
BFT LAB			2	100%	2
CVS MINUTE CLINIC DIAGNOSTIC MED GRP		2			2
IN AND OUT URGENT CARE			2	100%	2
MEDICAL CENTER LABORATORY			2	100%	2
WILSON MEMORIAL HOSPITAL			2	100%	2

# COVID-19: testing by laboratory

Data through Jan 29, 2021 verified as of Jan 30, 2021 at 09:25 AM

Data in this report are provisional and subject to change.

The numbers in the table below represent the number of Florida and non-Florida residents for whom test results were received by the Department of Health. A person can be tested by more than one laboratory and can have both positive and negative results. **Therefore, the sum of the numbers in each column will be larger than the total number of people tested.**

Reporting lab	Inconclusive	Negative	Positive	Percent positive	Total
ACCESS RECOVERY SOLUTIONS LLC			2	100%	2
INTERMOUNTAIN MEDICAL CENTER			2	100%	2
FLORIDA MEDICAL CLINIC RADIOLOGY DALE MABRY		2			2
CERTIVIA LABORATORIES			2	100%	2
LABRADOR PRIMARY CARE CENTER			2	100%	2
MINUTE CLINIC LLC #0169		2			2
MARTIN MEDICAL CENTER INC		1	1	50%	2
HAMILTON COUNTY HEALTH DEPARTMENT		2			2
BAPTIST HEALTH LEXINGTON			2	100%	2
MEDEXPRESS URGENT CARE-BLOOMFIELD AVEN		2			2
PRECISION CLINICAL RESEARCH			2	100%	2
PLASMA MED RESEARCH DBA		2			2
SHORE MEDICAL CENTER		2			2
MEDEXPRESS URGENT CARE FOX CHAPEL		2			2
CEDARS-SINAI MEDICAL CENTER			2	100%	2
MINUTECLINIC DIAGNOSTIC OF PA LLC		2			2
Avanti Wellness and Rehab			2	100%	2
SPECIALTY LABORATORIES			2	100%	2
OAKBRIDGE TERRACE AT SAE			2	100%	2
ACKERMAN CANCER CENTER		2			2
CONEMAUGH MEMORIAL MEDICAL CENTER		2			2
HEALTH FIRST MEDICAL GROUP			2	100%	2
Great Lakes Health Center			2	100%	2
CATHOLIC HEALTH LABORATORY SERVICES		2			2
MINUTECLIINIC DIAGNOSTIC OF NORTH CARO		2			2
MASSACHUSETTS DEPARTMENT OF HEALTH			2	100%	2
REGIONS HOSPITAL LABORATORY			2	100%	2
GENESIS FAMILY PRACTICE			2	100%	2
BAYSIDE URGENT CARE CENTER INC			2	100%	2
BAPTIST HOSPITAL OF MIAMI MCI BROWARD LABORATORY			2	100%	2
CVS AZ9290POCT PHOENIX		2			2
MINUTECLINIC DIAGNOSTIC PA #7110		2			2
GOUVERNEUR HOSPITAL LABORATORY		2			2
MINUTE CLINIC DIAGNOSTIC OF KANSAS PA		2			2
PM PEDIATRICS OF BAYSIDE, PLLC - MANHASSET		2			2
Lake Charles Healthcare LLC dba Landmark Lake Charles			2	100%	2
COVANCE			2	100%	2
BNR PHARMACY INC		2			2
FKC AMELIA ISLAND DIALYSIS			2	100%	2
FAMILY FIRST PEDIATRICS			2	100%	2
HIGHLANDS COUNTY FIRE RESCUE		2			2
Jackson Health Care Facility			2	100%	2
ManorCare Rehabilitation Center- Decatur		2			2
JUPITER INTERNAL MEDICINE AND ASSOCIATES			2	100%	2
PUBLIC HEALTH LABORATORY	1		1	50%	2
FLAGLER PROFESSIONAL HEALTH CAE SERVICES INC		2			2
FLORIDA MEDICAL CENTER OF CLEARWATER		2			2

# COVID-19: testing by laboratory

Data through Jan 29, 2021 verified as of Jan 30, 2021 at 09:25 AM

Data in this report are provisional and subject to change.

The numbers in the table below represent the number of Florida and non-Florida residents for whom test results were received by the Department of Health. A person can be tested by more than one laboratory and can have both positive and negative results. **Therefore, the sum of the numbers in each column will be larger than the total number of people tested.**

Reporting lab	Inconclusive	Negative	Positive	Percent positive	Total
FLORIDA CLINICAL LABORATORY INC			2	100%	2
SOUTHERN TENNESSEE MEDICAL CENTER			2	100%	2
MARCO ISLAND MEDICAL CENTER			2	100%	2
ASHLEY PEDIATRICS			2	100%	2
VIRGINIA DEPT OF HEALTH OFFICE OF EPIDEMIOLOGY			2	100%	2
WEST COAST PEDIATRICS			2	100%	2
Delaware Court Healthcare Center		2			2
UNIVERSITY OF MISSOURI HEALTH CARE			2	100%	2
LEHIGH MEDICAL AND RESEARCH CENTER, INC			2	100%	2
VITAL CARE CLINIC, LLC			2	100%	2
SERENADES BY SONATA		1	1	50%	2
ADVENTHEALTH MEDICAL GROUP FAMILY MEDICINE AT RDV		2			2
CVS PA2688POCT COLLEGEVILLE		2			2
MID-FLORIDA HEMATOLOGY AND ONCOLOGY CENTERS		2			2
VILLA HEALTH NH LLC			2	100%	2
BAYCARE OUTREACH LAB			2	100%	2
CABELL HUNTINGTON HOSPITAL CLINICAL LAB			2	100%	2
MEDEXPRESS URGEN CARE - EAST BRUNSWICK		2			2
MEDEXPRESS - WILMINGTON KIRKWOOD HIGHWAY		2			2
PANCARE HEALTH - FRANKLIN CO			2	100%	2
MINUTECLINIC DIAG OF IND, LLC #5369		1	1	50%	2
CVS NC5591POCT STATESVILLE		1	1	50%	2
Macon Valley Nursing and Rehabilitation Center		2			2
JRS LABORATORY			2	100%	2
MEDEXPRESS URGENT CARE - WEXFORD		2			2
BROOKDALE LAKE MARY			2	100%	2
Kroger 627 - The Little Clinic Castleberry		1	1	50%	2
UNIVERSITY COMMUNITY HEALTH SERVICES		1	1	50%	2
MARTHA A PRICE MD PA		1	1	50%	2
POINT OF CARE PRIVATE HEALTH MANAGEMENT			2	100%	2
MINUTECLINIC DIAGNOSTIC OF SC, LLC #4		2			2
WESTMINSTER SUNCOAST			2	100%	2
ANDERSON COUNTY HOSPITAL			2	100%	2
LACORP		1	1	50%	2
VOLUNTEERS OF AMERICA OF FLORIDA			2	100%	2
SOUTH DAKOTA DEPARTMENT OF HEALTH		2			2
CPL LABS			2	100%	2
A+ URGENT/PRIMARY CARE			2	100%	2
ADVICE FOR OPTIMAL WELLNESS			2	100%	2
PENSACOLA MEDICAL CLINIC LLC			2	100%	2
SUPER HEALTH PHARMACY LLC		2			2
CALIFORNIA DIVISION OF COMMUNICABLE DISEASE CONTROL			2	100%	2
FLORIDA DEPARTMENT OF HEALTH IN ALACHUA COUNTY -			2	100%	2
LOWELL GENERAL HOSPITAL			2	100%	2
WISE HEALTH SYSTEM		1	1	50%	2
CVS NJ862POCT MARLBORO		2			2
NLC LABS			2	100%	2



# COVID-19: testing by laboratory

Data through Jan 29, 2021 verified as of Jan 30, 2021 at 09:25 AM

Data in this report are provisional and subject to change.

The numbers in the table below represent the number of Florida and non-Florida residents for whom test results were received by the Department of Health. A person can be tested by more than one laboratory and can have both positive and negative results. **Therefore, the sum of the numbers in each column will be larger than the total number of people tested.**

Reporting lab	Inconclusive	Negative	Positive	Percent positive	Total
LIFT HEALTH		2			2
APPLECARE VALDOSTA			2	100%	2
THE RIM URGENT CARE			2	100%	2
BRIGHAM AND WOMEN'S HOSPITAL			2	100%	2
CVS OH6149POCT UPPER ARLINGTON		1	1	50%	2
STEWARD ST ELIZABETH MEDICAL CENTER			2	100%	2
UC CORAL GABLES			2	100%	2
CONWAY MEDICAL CENTER			2	100%	2
TEXAS REGIONAL ASTHMA & ALLERGY CENTER			2	100%	2
ROPER HOSPITAL			2	100%	2
CROSTOWN PHARMACY		2			2
HOLY TRINITY PHARMACY LLC		2			2
BERGEN NEW BRIDGE M		2			2
DMC UNIVERSITY LABORATORIES		1	1	50%	2
NEMOURS CHILDREN'S URGENT			2	100%	2
HARBORCHASE OF GAINESVILLE			2	100%	2
MINUTECLINIC DIAG OF IND, LLC #6648		1	1	50%	2
Hartwell Health and Rehabilitation		2			2
CVS MO8555POCT KANSAS CITY		2			2
METROHEALTH SYSTEM			2	100%	2
GALEN BAYLOR EXTENSION		2			2
MERCY HEALTH LAB		1	1	50%	2
LAWRENCE GENERAL HOSPITAL			2	100%	2
MEDEXPRESS URGENT CARE NORWIN		2			2
CVS NY491POCT JACKSON HEIGHTS		2			2
SOUTH MIAMI HOSPITAL			2	100%	2
ADVANCE FAMILY PRACTICE LLC□			2	100%	2
Kroger 745 - The Little Clinic Somerset		2			2
MINUTECLINIC 7196		2			2
BRENTWOOD AT FORE RANCH			2	100%	2
SCDHEC BUREAU OF LABORATORIES			2	100%	2
SIGNATURE CARE LEWISVILLE-EMERGENCY CENTER		1	1	50%	2
RAPID RESULT CORP LLC		1	1	50%	2
CLINICAL CARE ASSOCIATES, INC			2	100%	2
MERCY HOSPITAL			2	100%	2
JULIE STAATS DO		2			2
WALGREENS #13605		2			2
MD NOW URGENT CARE CENTER INC.			2	100%	2
SWEETWATER NURSING CENTER		2			2
ACCESS LABORATORIES LLC			2	100%	2
Kroger 619 - The Little Clinic Hendersonville Indian Lake		2			2
LAKEVIEW HEALTHCARE SYSTEM LLC			2	100%	2
RIVERVIEW MEDICAL CLINIC		2			2
CARENOW LENEXA			2	100%	2
PHOEBE BERKS HEALTH CARE CENTER		2			2
MINUTECLINIC, LLC #1452		2			2
SUNCOAST BLOOD BANK			2	100%	2

# COVID-19: testing by laboratory

Data through Jan 29, 2021 verified as of Jan 30, 2021 at 09:25 AM

Data in this report are provisional and subject to change.

The numbers in the table below represent the number of Florida and non-Florida residents for whom test results were received by the Department of Health. A person can be tested by more than one laboratory and can have both positive and negative results. **Therefore, the sum of the numbers in each column will be larger than the total number of people tested.**

Reporting lab	Inconclusive	Negative	Positive	Percent positive	Total
BRITO MEDICAL CENTER			2	100%	2
SOUTHEAST GEORGIA HEALTH SYSTEM			2	100%	2
Van Wert Manor		2			2
FAMILY CARE SPECIALISTS OF ORLANDO			2	100%	2
PM PEDIATRICS OF BAYSIDE PLLC - HOPEWELL JUNCTION		2			2
MEDEXPRESS URGENT CARE-SELINGSGROVE		2			2
CREATIVE HEALTH CENTER			2	100%	2
ASPIRUS RIVERVIEW HOSPITAL & CLINICS INC		1	1	50%	2
ENVOY OF FORK UNION, LLC DBA ENVOY AT THE VILLAGE		2			2
AUSTIN REGIONAL CLINIC MICROBIOLOGY LAB			2	100%	2
ARCPOINT LABS OF ALTAMONTE SPRINGS			2	100%	2
MEDICAL CITY DALLAS HOSPITAL			2	100%	2
Elba Nursing and Rehabilitation Center, LLC		2			2
EXCEPTIONAL EMERGENCY CENTER - AMARILLO			2	100%	2
WASHINGTON STATE DEPARTMENT OF HEALTH PUBLIC HEALTH LABORATORIES			2	100%	2
MINUTECLINIC DIAGNOSTIC OF OHIO #2964		2			2
ROCKEFELLER UNIVERSITY CLINICAL GENOMICS LABORATOR		2			2
LABCORP OF AMERICA HOLDINGS		1	1	50%	2
BAYLOR COLLEGE OF MEDICINE			2	100%	2
ST LUKES HOSPITAL			2	100%	2
CVS TX1104POCT ALLEN		2			2
MEDEXPRESS URGENT CARE - LINCOLN N 26T		2			2
BAYLOR SCOTT & WHITE COMPREHENSIVE WOUND			2	100%	2
BERGEN COUNTY SURGICAL AND ENDOSCOPY CENTER		2			2
TRUE HEALTH INC			2	100%	2
MINUTECLINIC DIAG OF IND LLC #1138		1	1	50%	2
CLINICA HISPANIA			2	100%	2
Iron County Medical Care Facility		2			2
TAMPA INTERNATIONAL AIRPORT			2	100%	2
INFINITI LABS INC			2	100%	2
SHELL POINT HOME HEALTH			2	100%	2
APC PEDIATRICS			2	100%	2
PARKLAND HEALTH & HOSPITAL			2	100%	2
CVS HEALTH, #2043		2			2
SANTA ROSA COUNTY HEALTH DEPARTMENT			2	100%	2
WALKONCLINIC			2	100%	2
ADVANCED MEDICAL OF FLORIDA			2	100%	2
LEGACY LABORATORY SERVICES			2	100%	2
MIDWAY PRIMARY CARE LLC		2			2
MINUTECLINIC, LLC, DBA MINUTECLINIC #4		2			2
ALASKA PUBLIC HEALTH LAB		1	1	50%	2
CVS IL7017POCT BLOOMINGTON		2			2
KIVA AT MOUNT DORA			2	100%	2
EMORY UNIVERSITY HOSPITAL			2	100%	2
CVS NY549POCT RIDGEWOOD		1	1	50%	2
SUMMERFIELD RETIREMENT LIVING, INC			2	100%	2
POPLAR HEALTHCARE			2	100%	2

# COVID-19: testing by laboratory

Data through Jan 29, 2021 verified as of Jan 30, 2021 at 09:25 AM

Data in this report are provisional and subject to change.

The numbers in the table below represent the number of Florida and non-Florida residents for whom test results were received by the Department of Health. A person can be tested by more than one laboratory and can have both positive and negative results. **Therefore, the sum of the numbers in each column will be larger than the total number of people tested.**

Reporting lab	Inconclusive	Negative	Positive	Percent positive	Total
MEDEXPRESS URGENT CARE - SOUTH CHARLESTON		2			2
BAPTIST HEALTHCARE - LAKEVIEW CENTER INC		2			2
YOUTH AND YOU, INC		2			2
GULF COAST REGIONAL MEDICAL CARE		2			2
SPECTRA LABS		1	1	50%	2
GOLDMAN SACHS HEALTH CENTER		2			2
ASCENSION ST VINCENT'S RIVERSIDE			2	100%	2
REELFOOT FAMILY WALK IN CLINIC - TIPT		2			2
AMEDISYS HOME HEALTH OF GREENVILLE			2	100%	2
VA PRIMARY CARE ANNEX			2	100%	2
MEASE COUNTRYSIDE HOSPITAL CARDIAC REH			2	100%	2
MINUTECLINIC DIAGNOSTIC OF TN, PC 6304		1	1	50%	2
INSPIRE HEALTHCARE CENTER			2	100%	2
Kroger 448 - The Little Clinic Mason		2			2
LILY PHARMACY		2			2
WALGREENS #05477		2			2
COMMUNITY HEALTH CENTERS INC			2	100%	2
CRUC CMCH-COVID-19		2			2
MINUTE-CLINIC DIAGNOSTIC OF VIRGINIA,		2			2
Greystone Nursing and Rehab, LLC			2	100%	2
AMERICAN MEDICAL LABORATORIES			2	100%	2
Kroger 020 - The Little Clinic Wheat Ridge		2			2
CLEVELAND CLINIC IMAGING			2	100%	2
FLORIDA DEPARTMENT OF HEALTH IN ESCAMBIA COUNTY		1	1	50%	2
STATCARE URGENT AND WALK-IN			2	100%	2
FEDERAL CORRECTIONAL INSTITUTION MARIANNA			2	100%	2
WELL HEALTH LABS			2	100%	2
PALM CITY NURSING AND REHAB CENTER			2	100%	2
TENNESSEE VALLEY HCS			2	100%	2
AZALEA HEALTH AND REHABILITATION		2			2
SACRED HEART HOSPITAL ON THE EMERALD			2	100%	2
TGH Brandon Healthplex Laboratory			2	100%	2
SYNEOS HEALTH			2	100%	2
ADVENTHEALTH MEDICAL GROUP INTERNAL MEDICINE AT			2	100%	2
JOSEF SCHENKER, MD, PC		2			2
NORTH DAKOTA VETERANS HOME		2			2
NYUMC CLINICAL LABORATORIES			2	100%	2
COVID TESTING LLC			2	100%	2
FLORIDA DEPARTMENT OF HEALTH (FDOH)			2	100%	2
John Knox Manor Inc II		1	1	50%	2
CVS MO10151POCT SPRINGFIELD		1	1	50%	2
WARD MEMORIAL HOSPITAL		2			2
PIEDMONT HOSPITAL LAB			2	100%	2
MEDEXPRESS URGENT CARE, LANCASTER WEST		1	1	50%	2
EMERALD TRACE		2			2
NEBRASKA DEPARTMENT OF HEALTH AND HUMAN SERVICES			2	100%	2
BOSTON PUBLIC HEALTH COMMISSION			2	100%	2

# COVID-19: testing by laboratory

Data through Jan 29, 2021 verified as of Jan 30, 2021 at 09:25 AM

Data in this report are provisional and subject to change.

The numbers in the table below represent the number of Florida and non-Florida residents for whom test results were received by the Department of Health. A person can be tested by more than one laboratory and can have both positive and negative results. **Therefore, the sum of the numbers in each column will be larger than the total number of people tested.**

Reporting lab	Inconclusive	Negative	Positive	Percent positive	Total
BELLIN HOSPITAL			2	100%	2
DUKE HEALTH REGIONAL HOSPITAL			2	100%	2
NEIGHBORCARE PHARMACY SERVICES		2			2
GRAND VILLA OF SARASOTA		1	1	50%	2
URGENT TEAM - NASHVILLE		2			2
MIDLAND MEMORIAL HOSPITAL			2	100%	2
ARLINGTON DIALYSIS CENTER LLC		2			2
ORLANDO ORTHOPAEDIC OUTPATIENT SURGERY CENTER LLC			2	100%	2
LPG CONVENIENT CARE AT METRO		2			2
SOUTH LAKE FAMILY HEALTH CENTER			2	100%	2
GILCHRIST COUNTY FIRE DEPARTMENT			2	100%	2
Lakeside Oaks Care Center			2	100%	2
Kennedy University Hospital -Wash Twp L		2			2
MAYO CLINIC GROUP PRACTICE LABORATORY			2	100%	2
CITRUS PARK			2	100%	2
SUNNYSIDE MANOR		2			2
MENORAH MANOR			2	100%	2
KINGS BAY PEDIATRICS LLC			2	100%	2
LIFESPRING COMMUNITY HEALTH		2			2
SOUTHEASTERN INSTITUTE OF RESTORATIVE MEDICINE		1	1	50%	2
NONA PEDIATRIC CENTER			2	100%	2
INTEGRITY CLINICAL RESEARCH CENTER INC		1	1	50%	2
CVS MINUTE CLINIC DIAG OF IND, LLC #6549		2			2
MINUTECLINIC MINUTECLINIC #921		2			2
BLUEWATER TOXICOLOGY			2	100%	2
MINUTE CLINIC LLC #4017		2			2
LEE PHYSICIAN GROUP		1	1	50%	2
Warren Center for Rehabilitation and Nursing		2			2
STUDENT HEALTH SERVICES			2	100%	2
SUNCOAST TECHNICAL COLLEGE SCHOOL OF HEALTH		2			2
ATLAS GENOMICS			2	100%	2
Holiday Retirement Home			2	100%	2
MINUTECLINIC #8760		2			2
PHYSICIANS CARE INC		1	1	50%	2
ADVANTA ANALYTICAL LABORATORIES			2	100%	2
SPRING HILL REGIONAL HOSPITAL			2	100%	2
MEMORIAL HERMANN			2	100%	2
ALVERNO CLINICAL LABORATORIES			2	100%	2
MIDWAY SPECIALTY CARE RX LLC			2	100%	2
Kroger 758 - The Little Clinic Providence		2			2
PATIENT FIRST MEDICAL CENTER-CARYTOWN			2	100%	2
MORRISTOWN MEMORIAL HOSPITAL		2			2
MEDSTAR HARBOR HOSPITAL			2	100%	2
MEMORIAL SLOAN KETTERING CANCER CENTER		1	1	50%	2
HARRINGTON PARK HEALTH AND REHAB		2			2
TENNESSEE DEPARTMENT OF HEALTH (TDH) - REGIONAL LABORATORY			2	100%	2
Kroger 426 - The Little Clinic Suwanee		2			2

# COVID-19: testing by laboratory

Data through Jan 29, 2021 verified as of Jan 30, 2021 at 09:25 AM

Data in this report are provisional and subject to change.

The numbers in the table below represent the number of Florida and non-Florida residents for whom test results were received by the Department of Health. A person can be tested by more than one laboratory and can have both positive and negative results. **Therefore, the sum of the numbers in each column will be larger than the total number of people tested.**

Reporting lab	Inconclusive	Negative	Positive	Percent positive	Total
FIRST PREVENTION AND DIALYSIS CENTER LLC			2	100%	2
CVS PA7132POCT THORNDALE		2			2
ATHENA CARE RESOURCES LLC		2			2
CHARLOTTE COUNTY HEALTH DEPARTMENT			2	100%	2
BAPTIST HOSPITAL EMPLOYEE HEALTH OFF			2	100%	2
LEESBURG REGIONAL MEDICAL CENTER URGENT CARE			2	100%	2
FLORIDA KEYS PED & ADOLES CTR			2	100%	2
MOBILE COUNTY HEALTH DEPARTMENT		1	1	50%	2
PALOS COMMUNITY HOSPITAL LABORATORY			2	100%	2
INA		1	1	50%	2
TRICORE REFERENCE LABORATORY		1	1	50%	2
AMI ST FRANCIS HOSPITAL LABORATORY		1	1	50%	2
PARKWAY DRUGS OF ONEIDA COUNTY NORTH I		1	1	50%	2
NOVA SOUTHEASTERN UNIVERSITY - STUDENT MEDICAL CTR			2	100%	2
PEPIN ACADEMIES-PASCO		2			2
University Center East			2	100%	2
MODMD LABORATORY		2			2
MONICE DR.			2	100%	2
STARR CITY OF ROMA COMMUNITY CENTER			2	100%	2
ALL PEDIATRIC CARE PA			2	100%	2
TULANE MEDICAL CENTER			2	100%	2
METHODIST MANSFIELD MEDICAL CENTER			2	100%	2
Kroger 096 - The Little Clinic Orchard and Holly		2			2
BAY CORRECTIONAL AND REHABILITATION FACILITY			2	100%	2
RAPID URGENT CARE - ALBANY			2	100%	2
HOME ACCESS HEALTH			2	100%	2
NAPHCARE INC		2			2
DAYTON CHILDRENS HOSPITAL LAB			2	100%	2
SOUTH TAMPA AFTER HOURS CLINIC			2	100%	2
MEMORIAL HOSPITAL OF CARBONDALE			2	100%	2
Alden Des Plaines			2	100%	2
MEDEXPRESS URGENT CARE-WILKINS TOWNSHIP, WILLIAM PENN HIGHWAY		2			2
STANFORD HEALTH CARE ANATOMIC PATHOLOGY & CLINICAL LAB			2	100%	2
AGILE URGENT CARE			2	100%	2
EXPRESSCARE URGENT CARE CENTER			2	100%	2
CVS PA813POCT RICHBORO		2			2
STOP URGENT CARE			2	100%	2
GERM BUSTERS 911 LLC			2	100%	2
HENDRY/GLADES COUNTY HEALTH DEPARTMENT		2			2
EAST NAPLES PEDIATRICS			2	100%	2
VA OUTPATIENT PHARMACY			2	100%	2
EXPEDIAN URGENT CARE			2	100%	2
MANSFIELD MEDICAL LODGE			2	100%	2
ST. MARY'S MEDICAL CENTER EVANSVILLE, INC			2	100%	2
JORDAN VALLEY MEDICAL CENTER			2	100%	2
MISSION HOSPITAL REGIONAL MEDICAL CENTER			2	100%	2
CVS MO5655POCT LIBERTY			2	100%	2



# COVID-19: testing by laboratory

Data through Jan 29, 2021 verified as of Jan 30, 2021 at 09:25 AM

Data in this report are provisional and subject to change.

The numbers in the table below represent the number of Florida and non-Florida residents for whom test results were received by the Department of Health. A person can be tested by more than one laboratory and can have both positive and negative results. **Therefore, the sum of the numbers in each column will be larger than the total number of people tested.**

Reporting lab	Inconclusive	Negative	Positive	Percent positive	Total
RIVER CITY MEDICAL ASSOCIATES, INC			2	100%	2
DEKALB MEDICAL CENTER LABORATORY			2	100%	2
CVS MD1881POCT DUNKIRK		2			2
MED EXPRESS URGENT CARE PC - MARYLAND		2			2
MINUTECLINIC DIAGNOSTIC OF OHIO #6192		2			2
CVS TX8387POCT AUSTIN		2			2
ORLANDO FAMILY PHYSICIANS INC			2	100%	2
CROSSROADS			2	100%	2
CVS MD2956POCT NEW MARKET		1	1	50%	2
PM PEDIATRICS OF SELDEN, PLLC		2			2
BRANDYWYNE HEALTH CARE CENTER			2	100%	2
DOCTOR'S IN-HOUSE LAB/COMMUNITY HEALTH CENTERS OF PINELLAS - JOHNNIE R			2	100%	2
CVS PA5241POCT CHALFONT		2			2
EASTLAKE MEDICAL CENTER		2			2
MINUTECLINIC DIAGNOSTIC OF OHIO #4401		2			2
ORANGE COUNTY HEALTH DEPARTMENT		1	1	50%	2
SPRINGS MEDICAL LAB		1	1	50%	2
ELMHURST MEMORIAL HOSPITAL			2	100%	2
FL DEPT OF HEALTH MARION COUNTY MOBILE HEALTH UNIT			2	100%	2
ST. ELIZABETH HEALTHCARE			2	100%	2
MEMORIAL HERMANN CONSOLIDATED LABORATORY SERVICES			2	100%	2
ONE MEDICAL GROUP		1	1	50%	2
MEDEXPRESS URGENT CARE - LINCOLN VILLA		2			2
CAREWELL JW - WORCESTER LNC			2	100%	2
MAGNOLIA ADULT, LLC			2	100%	2
CVS OH3080POCT HUBER HEIGHTS		2			2
PEACE RIVER MEDICAL CENTER		2			2
WHITESANDS OUTPATIENT TREATMENT		2			2
SCIENTIFIC LABORATORY COMPANY		2			2
CENTRAL FLORIDA PRIMARY CARE			2	100%	2
OPP HEALTH AND REHABILITATION		2			2
PALM BEACH GARDENS MEDICAL CENTER			2	100%	2
BAYSHORE MEDICAL CENTER			2	100%	2
HEALTH EXPRESS URGENT CARE			2	100%	2
GIGI WOOD DAVIS DO-FAMILY MEDICINE		2			2
Iowa Veterans Home		2			2
NAVAL MEDICAL CENTER			2	100%	2
ATLANTIC SURGERY CENTER OF JACKSONVILLE BEACH		2			2
SWEDISH COVENANT HOSPITAL			2	100%	2
MEDEXPRESS URGENT CARE- COLUMBIA HEIGH		2			2
GOLDSTEIN			2	100%	2
IMMERSION RESIDENTIAL LLC			2	100%	2
ADVANCED MEDICAL CARE			2	100%	2
CVS CA8850POCT HUNTINGTON BEACH		1	1	50%	2
MEMORIAL HOSPITAL OF SOUTH BEND			2	100%	2
Metro West Nursing and Rehab			2	100%	2
CIGNA GATEWAY			2	100%	2

# COVID-19: testing by laboratory

Data through Jan 29, 2021 verified as of Jan 30, 2021 at 09:25 AM

Data in this report are provisional and subject to change.

The numbers in the table below represent the number of Florida and non-Florida residents for whom test results were received by the Department of Health. A person can be tested by more than one laboratory and can have both positive and negative results. **Therefore, the sum of the numbers in each column will be larger than the total number of people tested.**

Reporting lab	Inconclusive	Negative	Positive	Percent positive	Total
Stillwater Healthcare		2			2
MADISON HOSPITAL LABORATORY			2	100%	2
MEDEXPRESS URGENT CARE - WEST ST PAUL, ROBERT ST S		2			2
DEPARTMENT OF HEALTH AND HUMAN SERVICES DIVISION OF BEHAVIORAL HEALTH		1	1	50%	2
HOLY FAMILY MEDICAL CENTER		1	1	50%	2
JEFFERSON WASHINGTON TOWNSHIP HOSPITAL		2			2
MINUTE CLINIC DIAGNOSTIC OF VIRGINIA, LLC #7543		2			2
MAJESTIC GUARDIANS			2	100%	2
SARASOTA MEMORIAL MEDICAL URGENT CARE CENTER			2	100%	2
MINUTECLINIC DIAGNOSTIC OF KANSAS PA		2			2
MEDEXPRESS URGENT CARE - BROOKHAVEN		2			2
VETERANS AFFAIRS MEDICAL CENTER - GREATER LOS ANGELES			2	100%	2
LAB CORP OF AMER SAN DIEGO			2	100%	2
CVS IN7653POCT EVANSVILLE		1	1	50%	2
Kroger 093 - The Little Clinic Stapleton		1	1	50%	2
DALLAS MEDICAL CENTER			2	100%	2
MD NOW URGENT CARE MEDICAL CENTERS INC			2	100%	2
BD MEDICAL SYSTEMS			2	100%	2
EDGEWATER RETIREMENT MANOR			2	100%	2
MINUTECLINIC DIAGNOSTIC, PA #10252		2			2
EXPRESS CARE OF THE SHOALS		1	1	50%	2
Kroger 125 - The Little Clinic Castle Rock		2			2
STARR COUNTY MEMORIAL HOSPITAL			2	100%	2
WEAKLEY COUNTY REHAB AND NURSING CENTER		2			2
HANOVER ENDOSCOPY CENTER		2			2
CVS MN6811POCT PLYMOUTH		2			2
COL CROSSROAD		1	1	50%	2
CSS- TWELVE OAKS			2	100%	2
Robert Cranfield			2	100%	2
Manorcare Health Services West Reading North		2			2
CHNJ		2			2
HEALTH & REHAB CTR AT DOLPHINS VIEW, THE			2	100%	2
MEDEXPRESS URGENT CARE - JEANNETTE		2			2
DRR JMC URGENT CARE DONALD ROSS			2	100%	2
THOMASVILLE REGIONAL MEDICAL CENTER		2			2
OUR LADY OF THE LAKE REGIONAL MEDICAL CENTER			2	100%	2
NORTHEAST PEDIATRICS			2	100%	2
BOONES CREEK URGENT CARE		1	1	50%	2
AIRPORT CLINIC			2	100%	2
ACM MEDICAL LABORATORY ALLIANCE			2	100%	2
SPRINGHILL SENIOR RESIDENCE		2			2
PANCARE HEALTH - SNEADS ELEMENTARY			2	100%	2
HAWAII DEPARTMENT OF HEALTH			2	100%	2
SOUTHERN BREEZE HEALTHCARE		1	1	50%	2
TMH PHYSICIAN PARTNERS MONTICELLO		1	1	50%	2
UNIVERISTY OF MEMPHIS ATHLETIC TRAINI		2			2
Gracemore Nursing and Rehab		2			2

# COVID-19: testing by laboratory

Data through Jan 29, 2021 verified as of Jan 30, 2021 at 09:25 AM

Data in this report are provisional and subject to change.

The numbers in the table below represent the number of Florida and non-Florida residents for whom test results were received by the Department of Health. A person can be tested by more than one laboratory and can have both positive and negative results. **Therefore, the sum of the numbers in each column will be larger than the total number of people tested.**

Reporting lab	Inconclusive	Negative	Positive	Percent positive	Total
LIFELINK TISSUE BANK D/B/A LIFELINK TISSUE BANK		2			2
441 URGENT CARE-MULBERRY			2	100%	2
VELOCITY URGENT CARE			2	100%	2
MINUTECLINIC, LLC #1492		2			2
MINUTE CLINIC LLC #6765		2			2
POMONA VALLEY COMMUNITY HOSPITAL			2	100%	2
THE HOSPITAL OF PROVIDENCE EMERGENCY ROOM			2	100%	2
MEDEXPRESS URGENT CARE- ALLISON PARK		1	1	50%	2
NEW GEN LABS			2	100%	2
Walgreens #10207		2			2
UNIVERSTIY OF ILLINOIS HOSPITAL			2	100%	2
HAMILTON CHD		2			2
CARTER BLOOD CARE			2	100%	2
DOCTORS MEDICAL CTR OF WALTON COUNTY			2	100%	2
COOK HOSPITAL AND CARE CENTER		1	1	50%	2
Manor Care-Kingston Court of York PA, LLC		2			2
PALMETTO FAMILY HEALTH CENTER			2	100%	2
Kroger 739 - The Little Clinic La Grange Road		2			2
US LABS		2			2
COOPER CLINIC			2	100%	2
UNIVERSITY HOSPITAL OF BROOKLYN		2			2
MINUTECLINIC DIAGNOSTIC MEDICAL		2			2
OCALA REGIONAL KIDNEY CENTER-WEST			2	100%	2
MEDEXPRESS URGENT CARE - LEDGEWOOD		2			2
VALLEY MEDICAL LABORATORY			2	100%	2
DOCTOR 4 U CLINIC			2	100%	2
CVS NC6402POCT DAVIDSON		1	1	50%	2
ROCKWALL URGENT CARE			2	100%	2
QUEST DIAGNOSTICS CLINICAL LABORATORIES INC		2			2
SIMMONS			2	100%	2
INDUSTRY LAB DIAGNOSTIC PARTNERS			2	100%	2
Providence of Sparta Health and Rehabilitation		2			2
MAIN STREET MEDICAL CENTERS		2			2
BAYSTATE MEDICAL CENTER		1	1	50%	2
FLORIDA MEDICAL CLINIC -INTERNAL MED DADE CITY			2	100%	2
BOND COMMUNITY HEALTH CENTER			2	100%	2
SUPERIOR RESIDENCES OF CLERMONT		2			2
Medilodge of Montrose		2			2
UNIVERSITY OF MARYLAND MEDICAL CENTER			2	100%	2
CVS OH6147POCT COLUMBUS		1	1	50%	2
GINKGO-IXLAYER		2			2
OURMED		2			2
Solaris Healthcare Pensacola			2	100%	2
CLINICAL ASSOCIATES OF ORLANDO LLC		2			2
AKRON GENERAL MEDICAL CENTER MAIN		2			2
SOUTHSIDE FAMILY MEDICAL		2			2
MINUTECLINIC, DIAGNOSTIC OF TEXAS, LLC		2			2

# COVID-19: testing by laboratory

Data through Jan 29, 2021 verified as of Jan 30, 2021 at 09:25 AM

Data in this report are provisional and subject to change.

The numbers in the table below represent the number of Florida and non-Florida residents for whom test results were received by the Department of Health. A person can be tested by more than one laboratory and can have both positive and negative results. **Therefore, the sum of the numbers in each column will be larger than the total number of people tested.**

Reporting lab	Inconclusive	Negative	Positive	Percent positive	Total
NEMOURS CHILDRENS PRIMARY CARE			2	100%	2
MINUTECLINIC DIAGNOSTIC PA #3344		2			2
ORLANDO HEALTH PHYSICIAN GROUP			2	100%	2
MINUTE CLINIC DIAGNOSTIC OF VIRGINIA, LLC #1905		2			2
CENTURY LINK SPORTS COMPLEX			2	100%	2
FIRST CHOICE MEDICAL PC			2	100%	2
BAYFRONT FAMILY HEALTH CENTER			2	100%	2
NDX-CORE LAB			2	100%	2
MARQUESA MEDICAL		2			2
ARTHREX MEDICAL CENTER EAST			2	100%	2
BROOKDALE ALTAMONTE SPRINGS			2	100%	2
MIDDLEBURG PEDIATRICS			2	100%	2
CITY OF NEW YORK DEPARTMENT OF HEALTH			2	100%	2
INSPIRIT SENIOR LIVING			2	100%	2
GEISINGER MEDICAL CENTER		2			2
MINUTE CLINIC INCORPORTE		2			2
INTERNAL MEDICINE & PEDIATRICS WELLNESS CENTER			2	100%	2
NEW YORK STATE DEPARTMENT OF HEALTH		1	1	50%	2
VANAYER HEALTHCARE AND REHAB CENTER		2			2
UNITED MEMORIAL MEDICAL CENTER			2	100%	2
CVS MINUTE CLINIC DIAGNOSTIC OF TN #3293		2			2
HALIFAX HEALTH CARE FOR WOMEN		2			2
CENTRAL FLORIDA FAMILY HEALTH CENTER		2			2
POINTE AT NEW PORT PLACE,THE		2			2
SENDER RETREAT ADULT DAY CARE CENTERS			2	100%	2
CHESTERFIELD HEALTHCARE GROUP, INC		2			2
U OF MIAMI MILLER SCHOOL OF MEDICINE			2	100%	2
Kroger 571 - The Little Clinic Hendersonville		1	1	50%	2
FAMILY HEALTH CENTER AT PORT ST JOHN			2	100%	2
MID - FLORIDA PATHOLOGY LLC		1	1	50%	2
MEDLOGIC, LLC		2			2
87TH MEDICAL GROUP – MCGUIRE AMBULATORY CARE FACILITY		2			2
CVS OH3476POCT TIPP CITY		2			2
ADVENTIST HINSDALE HOSPITAL LABORATORY			2	100%	2
Bedford Care Center of Hattiesburg		2			2
FALCON HEALTH CENTER			2	100%	2
AFC PHYSICIANS OF FLORIDA, PA			2	100%	2
MINUTECLINIC DIAGNOSTICS OF IND LLC		1	1	50%	2
NORTH MCALLEN PEDIATRIC CENTER			2	100%	2
CLEAR LAKE REGIONAL MEDICAL CENTER			2	100%	2
PTC LABORATORIES			2	100%	2
Kroger 853 - The Little Clinic East Broad Street		2			2
JOHN D. ARCHBOLD MEM. HOSPITAL			2	100%	2
BIRMINGHAM INTERNAL MEDICINE ASSOCIATE		1	1	50%	2
SAFE PMC		2			2
COMMUNITY PHYSICIANS OF NORTH PORT PA			2	100%	2
NASSAU UNIVERSITY MEDICAL CENTER DEPT		1	1	50%	2

# COVID-19: testing by laboratory

Data through Jan 29, 2021 verified as of Jan 30, 2021 at 09:25 AM

Data in this report are provisional and subject to change.

The numbers in the table below represent the number of Florida and non-Florida residents for whom test results were received by the Department of Health. A person can be tested by more than one laboratory and can have both positive and negative results. **Therefore, the sum of the numbers in each column will be larger than the total number of people tested.**

Reporting lab	Inconclusive	Negative	Positive	Percent positive	Total
MAWD PATHOLOGY GROUP			2	100%	2
UWMC MONTLAKE DEPT OF LAB MED			2	100%	2
OSF ST JOSEPH MEDICAL CENTER			2	100%	2
PALM BAY COMMUNITY OUTPATIENT CLINIC		2			2
BAYCARE LABORATORIES			2	100%	2
WINCHESTER MEDICAL CENTER			2	100%	2
CVS TX10140POCT THE WOODLANDS		2			2
JOHNNIE RUTH CLARKE LAB			2	100%	2
JACKSON LABORATORY OF GENOMIC MEDICINE		2			2
MEDEXPRESS URGENT CARE - SPRINGDALE, S 40TH STREET		2			2
MINUTECLINIC DIAG OF IND, LLC #6472		2			2
LEGACY ER & URGENT CARE - FRISCO WEST			2	100%	2
PEDIATRICS IN NORTH FLORIDA PA			2	100%	2
MINUTE CLINIC LLC #10203		2			2
CVS MINUTE CLINIC DIAGNOSTIC OF KANSAS, PA		2			2
CARE NOW DENTON			2	100%	2
MINUTECLINIC, LLC (CLINIC 10928)		2			2
DALLAS VA MEDICAL CENTER - VA NORTH TEXAS HEALTH CARE SYSTEM			2	100%	2
MANATEE MEMORIAL HOSPITAL CLINICAL LABORATORY			2	100%	2
LEE MEMORIAL HEALTH SYSTEM D/B/A			2	100%	2
MINUTECLINIC DIAGNOSTIC OF KENTUCKY		2			2
MINUTECLINIC DIAGNOSTIC OF TEXAS, LLC #7435		2			2
New Jersey Aim At Smg		2			2
CLINICAL PATHOLOGY LABORATORIES			2	100%	2
CARE 365			2	100%	2
GULF COAST IMMEDIATE CARE CENTER		1	1	50%	2
WINKLER COURT		1	1	50%	2
DEPT OF HEALTH			2	100%	2
GRAND VILLA OF MELBOURNE			2	100%	2
Huntington Health Care and Rehabilitation Center		2			2
MEDEXPRESS URGENT CARE-MT PLEASANT		1	1	50%	2
SOUTHERN SURGICAL ARTS		2			2
WHOLE CHILD PEDIATRICS			2	100%	2
BIOHEALTH MEDICAL LAB INC			2	100%	2
BOSTON MEDICAL CENTER			2	100%	2
STPET		1	1	50%	2
GULF COAST MEDICAL CENTER RESPIRATORY CARE			2	100%	2
STATE OF FLORIDA			2	100%	2
MOUNT SINAI AVENTURA DIAGNOSTIC CENTER			2	100%	2
First Care Living Center/Essentia Health			2	100%	2
MINUTE CLINIC DIAGNOSTIC MED GRP		2			2
AdventHealth Care Center Orlando North			2	100%	2
TRINITAS REGIONAL MEDICAL CENTER		1	1	50%	2
ADVENTHEALTH IMAGING PARTIN SETTLEMENT			2	100%	2
LEXINGTON PLACE			2	100%	2
NEMOURS CHILDREN'S PRIMARY CARE THE VILLAGES		2			2
HCR MANOR CARE SERVICES OF FLORIDA III INC		2			2



# COVID-19: testing by laboratory

Data through Jan 29, 2021 verified as of Jan 30, 2021 at 09:25 AM

Data in this report are provisional and subject to change.

The numbers in the table below represent the number of Florida and non-Florida residents for whom test results were received by the Department of Health. A person can be tested by more than one laboratory and can have both positive and negative results. **Therefore, the sum of the numbers in each column will be larger than the total number of people tested.**

Reporting lab	Inconclusive	Negative	Positive	Percent positive	Total
FLORIDA SCHOOL FOR THE DEAF & BLIND			2	100%	2
BEECHTREE MOLECULAR LAB LLC			2	100%	2
SUNBRIDGE CARE & REHAB FOR DECATUR		2			2
HUMILITY OF MARY HEALTH PARTNERS			2	100%	2
Parkridge Specialty Care		2			2
SKIPPACK MEDICAL LAB			2	100%	2
OELWEIN HEALTH CARE CENTER		2			2
Timber Ridge Health Care Center			2	100%	2
JOHNSON CITY MEDICAL CENTER		1	1	50%	2
SANFORD REGIONAL HOSPITAL WORTHINGTON		2			2
CVS NJ837POCT MARLTON		2			2
ALL AMERICAN URGENT CARE			2	100%	2
ONTARIO COUNTY PUBLIC HEALTH		2			2
NATIONWIDE LABORATORY SERVICES		1	1	50%	2
NATIONAL JEWISH HEALTH			2	100%	2
SUNSHINE PHARMACY		2			2
MEDEXPRESS URGENT CARE - BRIDGEVILLE		2			2
SPECTRUM HEALTH			2	100%	2
AHC of Mckenzie		2			2
SOUTH BEND MEDICAL FOUNDATION			2	100%	2
MEDEXPRESS URGENT CARE - SPRINGFIELD, COOLEY ST		2			2
SOUTH FLORIDA PEDIATRIC PARTNERS			2	100%	2
ADVOCATE SHERMAN HOSPITAL			2	100%	2
FLORIDA PRIMARY CARE CENTER PA		2			2
CVS HEALTH, #1994		1	1	50%	2
SANIBEL MEDICAL CLINIC			2	100%	2
CHAPPEL GROUP RESEARCH, THE		2			2
LIFETIME FAMILY URGENT CARE			2	100%	2
MINUTECLINIC MINUTECLINIC #4978		1	1	50%	2
NEW BRIDGE MEDICAL CENTER		2			2
BROOKS -TLC HOSPITAL SYSTEM			2	100%	2
PEDIATRIC SERVICES AND BREATHING CENTER PA			2	100%	2
CVS OH5457POCT POWELL		2			2
WE CARE HOME HEALTH SOLUTIONS LLC			2	100%	2
FASTCARE LLC			2	100%	2
EXPRESS CARE WALK-IN CLINIC			2	100%	2
MEDEXPRESS URGENT CARE, HERMITAGE		1	1	50%	2
FLORIDA COMMUNITY HEALTH CENTERS, INC.			2	100%	2
RIVERSIDE METHODIST HOSPITAL LAB			2	100%	2
PALM MEDICAL CENTER - PLANT CITY		2			2
ASSOCIATES IN UROGYNECOLOGY MD LLC		2			2
DASCENA LAB			2	100%	2
PREMIER MEDICAL LABORATORY			2	100%	2
RCA LABORATORY SERVICES LLC			2	100%	2
FLORIDA PRIMARY CARE AND SPORTS MEDICINE INC			2	100%	2
Luther Acres Manor		2			2
MINUTECLINIC, LLC #07852		2			2

# COVID-19: testing by laboratory

Data through Jan 29, 2021 verified as of Jan 30, 2021 at 09:25 AM

Data in this report are provisional and subject to change.

The numbers in the table below represent the number of Florida and non-Florida residents for whom test results were received by the Department of Health. A person can be tested by more than one laboratory and can have both positive and negative results. **Therefore, the sum of the numbers in each column will be larger than the total number of people tested.**

Reporting lab	Inconclusive	Negative	Positive	Percent positive	Total
SPRINGFIELD HOSPITAL LABORATORY			2	100%	2
COMPLETE HEALTH MEDICAL CENTER			2	100%	2
RIGHT AT HOME			2	100%	2
CHEROKEE COUNTY HEALTH AND REHAB CENTER		2			2
ST VINCENTS AMBULATORY CARE INC DBA			2	100%	2
LEE MEMORIAL HOSPITAL BLOOD GAS LAB			2	100%	2
BLUETAIL MEDICAL GROUP, LLC		1	1	50%	2
URGENT CARE AND SURGERY CENTER			2	100%	2
CARE CENTERS OF NASSAU LLC MINER ROAD SOUTH		2			2
BIONIC TECHNOLOGIES CORPORATION			2	100%	2
SARASOTA IMMEDIATE CARE			2	100%	2
CVS MO4850POCT SPRINGFIELD		2			2
MERCY CONVENIENT CARE			2	100%	2
AFFORDABLE PRIMARY CARE LLC		2			2
STUART SURGERY CENTER, LLC			2	100%	2
INTERNAL MEDICINE ASSOCIATES-DUNELLON			2	100%	2
MEDEXPRESS URGENT CARE-SALINA, S 9TH ST		2			2
MINUTECLINIC DIAG OF IND, LLC #8645		2			2
PEACEHEALTH CENTRAL		2			2
BAYMEADOWS PRIMARY CARE		2			2
INTEGRATED REGIONAL LABS			2	100%	2
MEDEXPRESS URGENT CARE - OMAHA N 72 ST		2			2
HOPE HEALTH CARE, LLC		2			2
Kroger 412 - The Little Clinic Oxford		2			2
ILLINOIS DEPT OF PUBLIC HEALTH LABS			2	100%	2
Church Creek SNF			2	100%	2
UT AUSTIN UNIVERSITY HEALTH SERVICES			2	100%	2
BMC/JACSONVILLE		1	1	50%	2
SIGNATURE HEALTHCARE OF MIDDLEBURG		2			2
PRECISION DIAGNOSTIC INC		2			2
ACCESS MEDICAL GROUP OF FLORIDA CITY			2	100%	2
IN & OUT URGENT CARE METAIRIE			2	100%	2
CVS CA9113POCT CHULA VISTA		2			2
THE CLUB AT BOYNTON BEACH, LLC			2	100%	2
PINECREST PEDIATRICS GROUP LLC			2	100%	2
ADVENT HEALTH CENTRAL TEXAS		1	1	50%	2
TWELVE OAKS RECOVERY CENTER			2	100%	2
AFTER HOURS PEDS			2	100%	2
Lenox on the Lake			2	100%	2
CVS AZ5891POCT GILBERT		1	1	50%	2
HOUSTON HEALTH DEPARTMENT - BUREAU OF LABORATORY SERVICES			2	100%	2
AMERICAN HEALTH ASSOC. LABORATORY SOUTH			2	100%	2
UTMB PATHOLOGY CLINICAL SERVICES LABORATORY			2	100%	2
STEBEN COUNTY PUBLIC HEALTH		2			2
ST. JOSEPH REGIONAL MEDICAL CENTER			2	100%	2
Cedar Valley Nursing & Rehab Center		2			2
CVS NC7588POCT ASHEVILLE		2			2

# COVID-19: testing by laboratory

Data through Jan 29, 2021 verified as of Jan 30, 2021 at 09:25 AM

Data in this report are provisional and subject to change.

The numbers in the table below represent the number of Florida and non-Florida residents for whom test results were received by the Department of Health. A person can be tested by more than one laboratory and can have both positive and negative results. **Therefore, the sum of the numbers in each column will be larger than the total number of people tested.**

Reporting lab	Inconclusive	Negative	Positive	Percent positive	Total
WARE EXPRESS CARE			2	100%	2
RENFREW CENTERS INC		2			2
CORNERSTONE MEDICAL CARE OF BRANDON		2			2
ASCENSION ST MICHAEL'S HOSPITAL LAB		1	1	50%	2
ACCESS CARE MEDICAL GROUP LLC		2			2
ORMOND BEACH URGENT CARE			2	100%	2
DOCTORS CARE OF PALM COAST			2	100%	2
CLEARWATER PAIN MANAGEMENT ASSOCIATES			2	100%	2
POMERENE HOSPITAL			2	100%	2
MINUTECLINIC DIAG OF IND, LLC #6908		2			2
MATHER HOSPITAL			2	100%	2
MEDEXPRESS URGENT CARE - CEDAR KNOLLS		2			2
TALLAHASSEE MEMORIAL HEALTHCARE FAMILY MED RESIDENCY			2	100%	2
Workmens Circle Multicare Center		2			2
FLORIDA MEDICAL CLINIC CARDIOLOGY-ZH			2	100%	2
CARE NOW, INC			2	100%	2
VAULT HEALTH			2	100%	2
GENETIC ASSAYS INC			2	100%	2
ORLANDO LUTHERAN TOWERS		1	1	50%	2
CROSSROADS URGENT CARE DBA URGENT TEA		2			2
MANASOTA PEDIATRICS			2	100%	2
BLACKWATER RIVER			2	100%	2
FLORIDA DEPARTMENT OF HEALTH IN LEE COUNTY		1	1	50%	2
KAILOS GENETICS INC			2	100%	2
NAVAL BRANCH MEDICAL CLINIC			2	100%	2
NORTON IMMEDIATE CARE CENTER - PRESTON			2	100%	2
Good Samaritan Society-Blackduck		1	1	50%	2
Heartland Healthcare Center Boca Raton			2	100%	2
TMH EC NORTHEAST LABORATORY			2	100%	2
UK HEALTHCARE			2	100%	2
ACN PHYSICIANS GROUP CORP			2	100%	2
NORTHWELL HEALTH			2	100%	2
CARESPOT URGENT CARE		1	1	50%	2
SINAI PLAZA NURSING AND REHAB CENTER			2	100%	2
PruittHealth Lakehaven		2			2
NOT GIVEN		1	1	50%	2
COASTAL MEDICAL LAB			2	100%	2
MID-FLORIDA PATHOLOGY LLC - MOBILE UNIT # 3			2	100%	2
SYLVAN NURSING			2	100%	2
PINARD HOME HEALTH SERVICES INC			2	100%	2
Kroger 481 - The Little Clinic Houston Levee		1			1
EXPRESS PHARMACY INC		1			1
HEART HOSPITAL OF LAFAYETTE: EMERGENCY ROOM			1	100%	1
ACCESS HEALTH CARE PHYSICIANS LLC			1	100%	1
AFTER HOURS CLINIC			1	100%	1
HANCOCK REGIONAL HOSPITAL		1			1
SHAH			1	100%	1

# COVID-19: testing by laboratory

Data through Jan 29, 2021 verified as of Jan 30, 2021 at 09:25 AM

Data in this report are provisional and subject to change.

The numbers in the table below represent the number of Florida and non-Florida residents for whom test results were received by the Department of Health. A person can be tested by more than one laboratory and can have both positive and negative results. **Therefore, the sum of the numbers in each column will be larger than the total number of people tested.**

Reporting lab	Inconclusive	Negative	Positive	Percent positive	Total
CELEBRATION FAMILY PHYSICIANS LLC			1	100%	1
MINUTECLINIC DIAGNOSTIC, PA		1			1
CYPRESS VILLAGE REHAB CENTER		1			1
MINUTECLINIC DIAGNOSTIC OF VIRGINIA, LLC #1416		1			1
SOUTHWOOD HEALTHCARE CENTER		1			1
QUEST DIAGNOSTICS INCORPORATED			1	100%	1
ROYAL CARE MEDICAL CENTER			1	100%	1
IDAHO HEALTH DEPARTMENT			1	100%	1
TRUCARE LIVING CENTERS - SELMA			1	100%	1
Oregon Veterans Home The Dalles		1			1
BROOKS REHAB			1	100%	1
UMASS MEMORIAL/MARLBORO HOSPITAL			1	100%	1
EDWARD S BENNETT MD PLLC		1			1
VIVIAN SIMMONS FAMILY PRACTICE			1	100%	1
MINUTECLINIC DIAGNOSTIC OF OHIO #5060		1			1
ROYAL PALM PEDIATRICS			1	100%	1
BLUFFTON HEALTH CENTER			1	100%	1
MAURY REGIONAL MEDICAL CENTER		1			1
HCL LABORATORIES			1	100%	1
CLINICAL LABORATORY DEPARTMENT			1	100%	1
GIFFORD MEMORIAL HOSPITAL		1			1
CAMBRIDGE HEALTH ALLIANCE			1	100%	1
COLONIAL MEDICAL CENTER-EAST ORLANDO			1	100%	1
FORT LOUDOUN PRIMARY CARE		1			1
PARRISH MEDICAL GROUP			1	100%	1
CLINTON DRUG STORE		1			1
WELLPATH			1	100%	1
BRONSON METHODIST HOSPITAL			1	100%	1
ANDREWS			1	100%	1
DELRAY BEACH HEALTH CENTER			1	100%	1
CFHC - FROSTPROOF			1	100%	1
ADVANCE CARDIOVASCULAR IMAGING, INC			1	100%	1
DR. G'S URGENT CARE			1	100%	1
WELLMED AT FORT PIERCE		1			1
UHEALTH CARDIOLOGY			1	100%	1
ST JOHN'S MEDICAL CENTER, TETON VILLAGE			1	100%	1
MARQUETTE GENERAL HOSPITAL			1	100%	1
WOMENS CARE FLORIDA LLC			1	100%	1
ASHLEY CLINICAL DIAGNOSTIC LABORATORY			1	100%	1
LAMARQUE DIALYSIS			1	100%	1
Falmouth By The Sea			1	100%	1
NORTH BROWARD MEDICAL CENTER			1	100%	1
UNIVERSITY OF BALTIMORE WASHINGTON MEDICAL CENTER			1	100%	1
Kroger 539 - The Little Clinic Memorial Blvd.		1			1
Sunnybrook Rehabilitation Center			1	100%	1
UCH LAB			1	100%	1
PELICAN STATE OUTPATIENT CENTER			1	100%	1

# COVID-19: testing by laboratory

Data through Jan 29, 2021 verified as of Jan 30, 2021 at 09:25 AM

Data in this report are provisional and subject to change.

The numbers in the table below represent the number of Florida and non-Florida residents for whom test results were received by the Department of Health. A person can be tested by more than one laboratory and can have both positive and negative results. **Therefore, the sum of the numbers in each column will be larger than the total number of people tested.**

Reporting lab	Inconclusive	Negative	Positive	Percent positive	Total
SOMERSET			1	100%	1
MOUNT SINAI MEDICAL CENTER OF FLORIDA, INC			1	100%	1
Holly Hill Healthcare Center			1	100%	1
CVS IL1773POCT TINLEY PARK		1			1
CVS PA371POCT PHILADELPHIA		1			1
BIODORON LABORATORIES			1	100%	1
15 TO KNOW			1	100%	1
WW Chem Auto SS			1	100%	1
ARIZA WELLNESS CARE LLC			1	100%	1
SANFORD LABORATORIES WATERTOWN			1	100%	1
VCU HEALTH SYSTEM AUTHORITY - MCV HOSPITALS			1	100%	1
CVS CA9606POCT TEMECULA		1			1
INNOVATIVE HEALTH DIAGNOSTIC OF CALIFORNIA			1	100%	1
Villa Maria			1	100%	1
BAPTIST HEALTH SURGERY CENTER			1	100%	1
HALIFAX FAMILY HEALTH CENTER			1	100%	1
TRAVIS LEE THOMPSON MD			1	100%	1
EAST FL CORE LAB			1	100%	1
HELIX BIOMEDICS LLC			1	100%	1
HOLMES FAMILY PRACTICE PA			1	100%	1
UNIVERSITY URGENT CARE			1	100%	1
EAST TENNESSEE STATE UNIVERSITY		1			1
VA CBOC			1	100%	1
NORTH OKALOOSA CLINIC CORP		1			1
SPECTRUM LUDINGTON			1	100%	1
HARTFORD HEALTH CARE & REHABILITATION			1	100%	1
Rehab Select of Talladega		1			1
OCEAN MEDICAL CENTER		1			1
BAYLOR SCOTT & WHITE ALL SAINTS MEDICAL CENTER FT			1	100%	1
FRESENIUS KIDNEY CARE			1	100%	1
DEPARTMENT OF HEALTH AND ENVIRONMENTAL CONTROL			1	100%	1
HIGHLAND PARK LAKEWOOD PRESTON HOLLOW			1	100%	1
MINUTECLINIC DIAGNOSTIC MED GRP OF ORA			1	100%	1
Kroger 519 - The Little Clinic Staples Mill Road		1			1
INSTANT MEDICAL CARE CENTER			1	100%	1
CAREHERE HUDSON BAY			1	100%	1
GADSDEN COUNTY HEALTH DEPARTMENT			1	100%	1
Sevierville Health and Rehabilitation		1			1
Imperial Healthcare Centre			1	100%	1
NASSAU COUNTY HEALTH DEPARTMENT-FERNANDINA BEACH C		1			1
MEDTOWN PHARMACY			1	100%	1
BASCOM PALMER EYE INSTITUTE			1	100%	1
Community Compassion Center of Batesville			1	100%	1
Country View of Sunbury			1	100%	1
MEDEXPRESS URGENT CARE-MEADVILLE			1	100%	1
CAREWELL 203			1	100%	1
Oakview Manor Health and Rehab		1			1



# COVID-19: testing by laboratory

Data through Jan 29, 2021 verified as of Jan 30, 2021 at 09:25 AM

Data in this report are provisional and subject to change.

The numbers in the table below represent the number of Florida and non-Florida residents for whom test results were received by the Department of Health. A person can be tested by more than one laboratory and can have both positive and negative results. **Therefore, the sum of the numbers in each column will be larger than the total number of people tested.**

Reporting lab	Inconclusive	Negative	Positive	Percent positive	Total
DEVANSH LAB WERKS		1			1
MOORE CLINICAL RESEARCH INC			1	100%	1
ASPIRUS WAUSAU HOSPITAL			1	100%	1
BHA TITUSVILLE CLINIC			1	100%	1
FLEMING ISLAND CENTER FOR CLINICAL RESEARCH		1			1
DEPT OF VA MEDICAL CENTER - MIAMI			1	100%	1
HEALTH EXPRESS		1			1
MAINE CENTER FOR DISEASE CONTROL AND PREVENTION			1	100%	1
TAMPA GENERAL MEDICAL GROUP LABORATORY HEALTHPARK			1	100%	1
Mountain View Manor			1	100%	1
PRINCIPLE DIAGNOSTICS LLC			1	100%	1
DEPARTMENT OF HEALTH SERVICES			1	100%	1
NEW MILFORD HOSPITAL			1	100%	1
PSL JAX BEACH OPERATIONS LLC			1	100%	1
RIVERTON CBOC			1	100%	1
BAYFRONT CARDIOVASCULAR ASSOCIATES			1	100%	1
NORTHEAST FLORIDA HEALTH SERVICES			1	100%	1
UF HEALTH THE VILLAGES			1	100%	1
SOUTHWOOD NURSING & RETIREMENT CENTER		1			1
MINUTECLINIC DIAGNOSTIC OF NEW MEXICO LLC #7552		1			1
441 URGENT CARE CENTER - BROWNWOOD			1	100%	1
EXPRESS LAB LIVINGSTON			1	100%	1
BROOKSHIRE, THE			1	100%	1
GENESIS HOME HEALTH CARE SERVICES OF			1	100%	1
Chestnut Ridge Nursing & Rehab		1			1
Kroger 130 - The Little Clinic Colorado Springs		1			1
PALM WEST INTERNIST PA			1	100%	1
CLINICAL CARE CENTER, INC			1	100%	1
ADVENTHEALTH MEDICAL GROUP SENIOR HEALTH AT			1	100%	1
FIRST CARE OF GAINESVILLE			1	100%	1
Kroger 929 - The Little Clinic Corryville		1			1
SUPREME LABORATORY			1	100%	1
TALLAHASSEE DIALYSIS		1			1
CVS IN5696POCT FORT WAYNE		1			1
PHYSICIAN ASSOCIATES, LLC			1	100%	1
APS-SUMMIT CARE PHARMACY, LLC DBA OMNICARE		1			1
CHIEFLAND MEDICAL CENTER			1	100%	1
CVS IN6572POCT INDIANAPOLIS		1			1
EH FARGO HOSPITAL LABORATORY			1	100%	1
CVS AZ5892POCT LAVEEN		1			1
UT HEALTH RGV CLINICAL LABORATORY			1	100%	1
MEDAC AT PORTERS NECK			1	100%	1
APOLLOMDX LLC			1	100%	1
FRASER MEMORIAL HOSPITAL			1	100%	1
OMNI HEALTHCARE INC			1	100%	1
CENTRAL TX MEDICAL CENTER - LAB			1	100%	1
SANTA BARABARA ALF LLC (THE WINDSOR)			1	100%	1

# COVID-19: testing by laboratory

Data through Jan 29, 2021 verified as of Jan 30, 2021 at 09:25 AM

Data in this report are provisional and subject to change.

The numbers in the table below represent the number of Florida and non-Florida residents for whom test results were received by the Department of Health. A person can be tested by more than one laboratory and can have both positive and negative results. **Therefore, the sum of the numbers in each column will be larger than the total number of people tested.**

Reporting lab	Inconclusive	Negative	Positive	Percent positive	Total
NATIONAL INSTITUTES OF HEALTH CLINICAL CENTER			1	100%	1
ADVANCE GASTROENTEROLOGY			1	100%	1
CONTINENTAL HOME HEALTH CARE INC			1	100%	1
The Carrington		1			1
Long Beach Care Center			1	100%	1
KEY WEST HMA PHYSICIAN MANAGEMENT, LLC			1	100%	1
LAREDO EMERGENCY ROOM			1	100%	1
CURELOGICS WOUND CARE & HYPERBARIC CENTER		1			1
Florida Baptist Retirement Center		1			1
COMMUNITY MEDICAL CENTER-ORANGE CITY		1			1
FLAGLER CARE CENTER			1	100%	1
CLINICAL MICROBIOLOGY LAB FAIRVIEW UNIVERSITY HOSPITAL			1	100%	1
CALIFORNIA PUBLIC HEALTH LABORATORY			1	100%	1
LEGACY ER AND URGENT CARE			1	100%	1
DEBORAH HEART AND LUNG CENTER		1			1
CRUSADER COMMUNITY HEALTH			1	100%	1
Oak Hill Health & Rehabilitation Center			1	100%	1
FLORIDA HOSPITAL LAB			1	100%	1
JMJ FAMILY PRACTICE			1	100%	1
THYROID SPECIALTY LABORATORY			1	100%	1
CLARKSVILLE MANOR INC		1			1
MELBOURNE URGENT CARE			1	100%	1
YOUR KIDS URGENT CARE			1	100%	1
MEDCOR, INC			1	100%	1
Brynwood Health & Rehabilitation Center			1	100%	1
METHODISM MIDLOTHIAN MEDICAL CENTER			1	100%	1
Waycross Health and Rehabilitation		1			1
NEW ULM MEDICAL CENTER			1	100%	1
TRIPLE O RESEARCH INSTITUTE PA			1	100%	1
Regency Square			1	100%	1
NORDX			1	100%	1
BOULDER COMMUNITY HOSPITAL			1	100%	1
ARCADIA DIALYSIS CENTER			1	100%	1
CVS CT718POCT ANSONIA		1			1
FLORIDA DEPARTMENT OF HEALTH IN CITRUS COUNTY		1			1
WEST FLORIDA HOSPITAL LABORATORY			1	100%	1
CONSOLIDATED			1	100%	1
WRIGHT PATTERSON AFB MEDICAL CENTER			1	100%	1
COLLINS NURSING HOME		1			1
BAYCARE OUTREACH LAB AT NEW TAMPA			1	100%	1
CVS GA5637POCT VILLA RICA		1			1
BL DIAGNOSTICS LLC			1	100%	1
Signature Healthcare of Georgetown		1			1
PARK AVENUE PEDIATRICS PC		1			1
PHYSICIANS PREMIER			1	100%	1
SILVERMAN			1	100%	1
GREATER TAMPA AT HOME			1	100%	1

# COVID-19: testing by laboratory

Data through Jan 29, 2021 verified as of Jan 30, 2021 at 09:25 AM

Data in this report are provisional and subject to change.

The numbers in the table below represent the number of Florida and non-Florida residents for whom test results were received by the Department of Health. A person can be tested by more than one laboratory and can have both positive and negative results. **Therefore, the sum of the numbers in each column will be larger than the total number of people tested.**

Reporting lab	Inconclusive	Negative	Positive	Percent positive	Total
ST VINCENT'S AMBULATORY CARE INC			1	100%	1
FLORIDA DEPARTMENT OF HEALTH SEMINOLE COUNTY		1			1
Vista Park			1	100%	1
LAB PLUS, LLC AT ASCENSION SAINT THOMA		1			1
NEW ERA COMMUNITY HEALTH CENTER LLC		1			1
HALEYVILLE HEALTH CARE CENTER		1			1
SYNERGENE LABORATORY			1	100%	1
LabCorp L#09258295 M#09258285			1	100%	1
BHS PHYSICIAN NETWORK			1	100%	1
The Pines at Poughkeepsie Center for Nursing and Rehabilitation		1			1
MOSOLF PEDIATRICS PA			1	100%	1
CARESOUTH HHA HOLDINGS OF THE TREASURE COAST LLC			1	100%	1
CVS IL2798POCT CHICAGO			1	100%	1
CARE CENTERS OF NASSAU LLC MINER ROAD NORTH		1			1
LAKE SUCCESS EXTENDED CARE		1			1
SUMMIT COUNTY PUBLIC HEALTH DEPARTMENT			1	100%	1
WVU MEDICINE AT SUNCREST TOWNE CENTRE			1	100%	1
KROGER 915 - THE LITTLE CLINIC ANDERSON			1	100%	1
WMC HEALTH GROUP OF KISSIMMEE LLC			1	100%	1
Baypoint Healthcare Center			1	100%	1
Virginia Gay Nursing and Rehab		1			1
NORTH COUNTY MEDICAL LAB			1	100%	1
MID FLORIDA BIOLOGICALS			1	100%	1
WillowBrooke Court at Westminster Village		1			1
LEXINGTON HOSPITAL CORPORATION			1	100%	1
SPRINGBROOK HOSPITAL			1	100%	1
SAINT PETE MRI			1	100%	1
WEILL CORNELL MEDICAL ASSOCIATES - EAST SIDE		1			1
MISSISSIPPI VALLEY REGIONAL BLOOD CENTER			1	100%	1
FOUNDATION LABORATORY			1	100%	1
GATEWAY HEALTHCARE, PC			1	100%	1
SUNCOAST PRIMARY CARE LLC			1	100%	1
CFCH - FROSTPROOF			1	100%	1
Accordius Health at Gastonia			1	100%	1
NORTH WEST FLORIDA DIAGNOSTIC ENOCRINOLOGY CLINIC			1	100%	1
JOSEPH SCHENKER MD PC		1			1
ADVANCED RESEARCH AND DIAGNOSTIC LABORATORY UNIVERSITY OF MINNESOTA			1	100%	1
CHRISTIANA HOSPITAL		1			1
Masonic Medical Research Institute			1	100%	1
ALTA BATES SUMMIT MEDICAL CENTER CLINICAL LAB			1	100%	1
NSPIRE HEALTHCARE PLANTATION			1	100%	1
WAYNE COUNTY PUBLIC HEALTH		1			1
GATEWAY LABORATORIES		1			1
CHESAPEAKE REGIONAL MEDICAL CENTER			1	100%	1
CERMAK HEALTH SERVICES			1	100%	1
BRITTNEY WHELIHAN IRWIN ARNP LLC			1	100%	1
REEVES COUNTY HOSPITAL DISTRICT			1	100%	1

# COVID-19: testing by laboratory

Data through Jan 29, 2021 verified as of Jan 30, 2021 at 09:25 AM

Data in this report are provisional and subject to change.

The numbers in the table below represent the number of Florida and non-Florida residents for whom test results were received by the Department of Health. A person can be tested by more than one laboratory and can have both positive and negative results. **Therefore, the sum of the numbers in each column will be larger than the total number of people tested.**

Reporting lab	Inconclusive	Negative	Positive	Percent positive	Total
HOLYOKE MEDICAL CENTER			1	100%	1
LAB. CORP. OF AMERICA			1	100%	1
CHIPLEY DIALYSIS			1	100%	1
PALOMAR MEDICAL CENTER			1	100%	1
CHAMBREL AT PINECASTLE			1	100%	1
PASCO COUNTY HEALTH DEPARTMENT			1	100%	1
CONWAY - SHERWOOD URGENT CARE			1	100%	1
CVS SC4286POCT EASLEY		1			1
WATERS EDGE ELEMENTARY SCHOOL			1	100%	1
WINTER GARDEN CHILDREN'S HEALTH CENTERS			1	100%	1
LEGACY AT HIGHWOODS PRESERVE		1			1
PROVIDENCE HOSPITAL			1	100%	1
MEMORIAL HERMANN MEDICAL GROUP-ATASCOCITA PEDS			1	100%	1
MIAMI CHILDRENS HOSPITAL MIDTOWN OUTPATIENT CENTER			1	100%	1
TLC MEDICAL			1	100%	1
WEST COCOA PHARMACY			1	100%	1
TEVAPHARM			1	100%	1
ADVANCED INDIVIDUALIZED MEDICINE OF NAPLES			1	100%	1
CORPORATION OF AMERICA		1			1
WINTER PARK MEMORIAL HOSPITAL LABORATORY		1			1
Peninsula Nursing and Rehabilitation Center		1			1
DIAGNOSTIC GROUP INTEGRATED HEALTHCARE			1	100%	1
PEDIATRIC ASSOCIATES - MIAMI LAKES		1			1
CVS IL8751POCT CHICAGO		1			1
NORTHERN KENTUCKY HEALTH DEPARTMENT			1	100%	1
MOUNT SINAI MEDICAL CENTER AVENTURA ER			1	100%	1
Riverside Nursing & Rehabilitation Center		1			1
MINUTE CLINIC DIAGNOSTIC OF VIRGINIA, LLC #6292		1			1
HUNTSVILLE HOSPITAL			1	100%	1
TALLAHASSEE MEMORIAL HEALTHCARE			1	100%	1
CARDIAC AND VASCULAR CONSULTANTS MD PA		1			1
Sears Coastal Nursing and Rehab		1			1
PARKWAY REGIONAL MEDICAL CENTER LAB			1	100%	1
HAYS CLINICAL LAB			1	100%	1
LAKE REGIONAL HEALTH			1	100%	1
BROOKSVILLE REGIONAL HOSPITAL			1	100%	1
TANGLEWOOD MANOR		1			1
ALLIED PEDIATRICS & FAMILY MEDICINE			1	100%	1
HABANA HEALTH CARE CENTER			1	100%	1
SUNY AT STONY BROOK			1	100%	1
NEMOURS CHILDRENS URGENT CARE			1	100%	1
TMH PHYSICIAN PARTNERS QUINCY			1	100%	1
Good Samaritan Society-Atkinson		1			1
VELOCITY URGENT CARE - LITTLE CREEK			1	100%	1
ATHENS LIMESTONE HOSPITAL		1			1
SHELBYVILLE HOSPITAL COMPANY		1			1
PHYSICIANS URGENT CARE			1	100%	1

# COVID-19: testing by laboratory

Data through Jan 29, 2021 verified as of Jan 30, 2021 at 09:25 AM

Data in this report are provisional and subject to change.

The numbers in the table below represent the number of Florida and non-Florida residents for whom test results were received by the Department of Health. A person can be tested by more than one laboratory and can have both positive and negative results. **Therefore, the sum of the numbers in each column will be larger than the total number of people tested.**

Reporting lab	Inconclusive	Negative	Positive	Percent positive	Total
SOUTH TEXAS HEALTH SYSTEM ER - WARE ROAD			1	100%	1
PUBLIC HEALTH LABORATORIES			1	100%	1
BRUSHY CREEK FAMILY HOSPITAL			1	100%	1
AUTUMN HOUSE			1	100%	1
QUALITY LAB			1	100%	1
ADVANCED MEDICAL LABORATORIES (AML)			1	100%	1
LIVINGSTON COUNTY DEPT OF HEALTH REPRO			1	100%	1
POUDRE VALLEY HOSPITAL			1	100%	1
Kroger 909 - The Little Clinic Hamilton			1	100%	1
CVS AZ69POCT PEORIA		1			1
PEDIATRIC PARTNERS ZEPHYRHILLS			1	100%	1
CMC MERCY LABORATORY			1	100%	1
DSI LABORATORIES-NAPLES-7TH			1	100%	1
SARASOTA MEMORIAL HOSPITAL		1			1
STONECREST MEDICAL CENTER		1			1
INTERNAL MEDICINE GROUP OF CENTRAL FLORIDA			1	100%	1
GALVESTON COUNTY HEALTH DISTRICT			1	100%	1
Kroger 328 - The Little Clinic Henderson Road		1			1
Acts Manor House		1			1
UABC			1	100%	1
SANTA ROSA PEDIATRICS			1	100%	1
MID FLORIDA DERMATOLOGY ASSOCIATES PA			1	100%	1
PATHOLOGYT & LAB MEDICINE SERVICES			1	100%	1
Kroger 101 - The Little Clinic Hill Top		1			1
ORLANDO ORTHOPAEDIC CENTER			1	100%	1
PROGRESSIVE URGENT CARE, PC			1	100%	1
CHATSWORTH ASSISTED LIVING COMMUNITY AT PGA NATIONAL			1	100%	1
HORIZON MEDICAL CENTER			1	100%	1
PALM COAST DRAW STATION/AMERICAN HEALTH ASSOCIATES		1			1
ROSLYN INTERNAL MEDICINE		1			1
PAUL C SCHWARTZ & MELVIN L WEIDMAN		1			1
Life Care Center of Paradise Valley		1			1
HSRE-ASL CASSELBERRY TRS, LLC			1	100%	1
MEDICAL ASSOCIATES OF CARTER		1			1
OLEAN GENERAL HOSPITAL		1			1
MEMORIAL HOSPITAL WEST			1	100%	1
Heritage of Red Cloud		1			1
WILMINGTON NURSING AND REHAB			1	100%	1
SPORTS MEDICINE CLINIC - U OF WYOMING			1	100%	1
WESTOX LABS		1			1
MEMORIAL HEALTH SYSTEM		1			1
Smg At Bridgewater Family Medicine		1			1
BIOLOGICAL AND CHEMICAL EMERGENCIES LABORATORY			1	100%	1
HAVASU REGIONAL MEDICAL CENTER			1	100%	1
LANGLADE			1	100%	1
NORTH MIAMI BEACH SURGICAL CENTER			1	100%	1
LAB TEST KENDALL LLC		1			1



# COVID-19: testing by laboratory

Data through Jan 29, 2021 verified as of Jan 30, 2021 at 09:25 AM

Data in this report are provisional and subject to change.

The numbers in the table below represent the number of Florida and non-Florida residents for whom test results were received by the Department of Health. A person can be tested by more than one laboratory and can have both positive and negative results. **Therefore, the sum of the numbers in each column will be larger than the total number of people tested.**

Reporting lab	Inconclusive	Negative	Positive	Percent positive	Total
EDWARD HOSPITAL			1	100%	1
CARLOS F FUSTER MD PA		1			1
NEW RIVER HEALTH DISTRICT			1	100%	1
MEDEXPRESS URGENT CARE - PATRICK STREE			1	100%	1
UNITED HEALTHCARE			1	100%	1
SPECTRUM LABORATORY			1	100%	1
SUNCOAST COMMUNITY HEALTH CENTERS INC		1			1
LEHIGH REGIONAL WOUND CENTER			1	100%	1
CYPRESS CREEK DIALYSIS CTR			1	100%	1
COMMONWEALTH OF VIRGINIA DIVISION OF CONSOLIDATED LABORATORY SERVICES			1	100%	1
Freedom Pointe at The Villages			1	100%	1
THE TOLEDO HOSPITAL			1	100%	1
MEDEXPRESS URGENT CARE - LINCOLN		1			1
RAPID MEDLAB (002MO)		1			1
GWINNETT MEDICAL CENTER			1	100%	1
PRIME CARE FAMILY MEDICINE			1	100%	1
DW MCMILLAN MEMORIAL HOSPITAL LABORATORY			1	100%	1
ST. LUKES HOSPITAL			1	100%	1
NEW YORK STATE DEPTARTMENT OF HEALTH			1	100%	1
MEDICAL LIFE-INC GUIDEWELL EMERGENCY MEDICINE			1	100%	1
MINUTECLINIC, LLC #09202		1			1
Remarkable Healthcare Dallas			1	100%	1
CONSULATE HEALTH CARE OF VERO BEACH			1	100%	1
Kroger 49 - The Little Clinic Wichita - 21st St.			1	100%	1
FALKVILLE HEALTHCARE		1			1
Washington County Nursing H0me			1	100%	1
Wedgewood Manor		1			1
HIGH DESERT COURT GROUP HOME			1	100%	1
WALGREENS #5130			1	100%	1
ONslow COUNTY HEALTH DEPARTMENT			1	100%	1
Glenburn Home		1			1
SELF REGIONAL HEALTHCARE			1	100%	1
FLORIDA HEALTH CARE MEDICAL GROUP		1			1
OMAHA VA MEDICAL CENTER			1	100%	1
PANCARE HEALTH - BRUCE			1	100%	1
MED CHOICE CENTER OF NORTH MIAMI			1	100%	1
JOHN D. ARCHBOLD MEMORIAL HOSPITAL			1	100%	1
Piqua Manor		1			1
DOCTORS HOSPITAL OF LAREDO			1	100%	1
CVS NJ617POCT CEDAR GROVE		1			1
PEDIATRIC ASSOCIATES - JACKSONVILLE			1	100%	1
HEALTHPARTNERS HUDSON CLINIC			1	100%	1
SOUTHERN FAMILY HEALTH			1	100%	1
CLINICAL TRIALS OF TAMPA LLC		1			1
SELECT SPECIALTY HOSPITAL - ORLANDO SOUTH			1	100%	1
GAMMA DIAGNOSTIC LAB LLC			1	100%	1
ORLANDO PHYSICIAN NETWORK		1			1

# COVID-19: testing by laboratory

Data through Jan 29, 2021 verified as of Jan 30, 2021 at 09:25 AM

Data in this report are provisional and subject to change.

The numbers in the table below represent the number of Florida and non-Florida residents for whom test results were received by the Department of Health. A person can be tested by more than one laboratory and can have both positive and negative results. **Therefore, the sum of the numbers in each column will be larger than the total number of people tested.**

Reporting lab	Inconclusive	Negative	Positive	Percent positive	Total
KEY BISCAYNE PEDIATRIC ASSOCIATES INC			1	100%	1
LANGLEY DIALYSIS			1	100%	1
HEALTH NETWORK			1	100%	1
VITAL CARE			1	100%	1
CVS NV9586POCT RENO		1			1
MEDEXPRESS URGENT CARE - HADLEY		1			1
Orchid Cove at Naples			1	100%	1
WESTEX URGENT CARE, PLLC			1	100%	1
Parkside Manor		1			1
LAKEVIEW HEALTH CARE SYSTEM LLC			1	100%	1
FLORIDA DIGESTIVE AND LIVER SPECIALISTS			1	100%	1
REFERENCE LABORATORY			1	100%	1
SUSAN F. WILLIAMS M.D., P.A.			1	100%	1
DESERT HOSPITAL/CPHU CLINICAL LABORATORY			1	100%	1
TEXAS HEALTH CARE			1	100%	1
LIMA MEMORIAL HOSPITAL			1	100%	1
DAUGHTERS OF SARAH NURSING CENTER		1			1
ADVENTHEALTH HOME CARE WATERMAN			1	100%	1
Mountain City Care and Rehabilitation Center		1			1
OSF SAINT FRANCIS MEDICAL CENTER			1	100%	1
NORTH FLORIDA FAMILY MEDICINE			1	100%	1
Memorial Health Care Center			1	100%	1
CVS KY4779POCT LOUISVILLE		1			1
KIOSK MEDICINE KENTUCKY LLC		1			1
CVS NJ2815POCT E BRUNSWICK		1			1
MINUTECLINIC # 21110			1	100%	1
ROCKLEDGE HEALTH & REHABILITATION CENTER			1	100%	1
BROOKDALE VERO BEACH SOUTH AL		1			1
American Fork Care Center dba Heritage Care Center		1			1
RIVERSIDE COUNTY PUBLIC HEALTH LABORATORY			1	100%	1
NEW YORK PRESBYTERIAN HOSPITAL			1	100%	1
THOMAS HOSPITAL			1	100%	1
Kroger - KR070600172		1			1
EAST END PEDIATRICS		1			1
ENCORE AT BOCA RATON, THE			1	100%	1
Juniper Village at Bucks County		1			1
CAREWELL URGENT CARE FITCHBURG			1	100%	1
QUALITY CLINICAL LAB LLC			1	100%	1
FAYETTE MEDICAL CENTER LAB		1			1
ATMORE COMMUNITY HOSPITAL			1	100%	1
CARENOW URGENT CARE-HENDERSONVILLE		1			1
SOMA MEDICAL CENTER PA #3 GREENACRES			1	100%	1
Consulate Health Care of Tallahassee			1	100%	1
ESOTERIC LAB			1	100%	1
ALABAMA REFERENCE LAB			1	100%	1
AVON PARK CLUSTER		1			1
MIAMI CEREBRAL PALSY RESIDENTIAL			1	100%	1

# COVID-19: testing by laboratory

Data through Jan 29, 2021 verified as of Jan 30, 2021 at 09:25 AM

Data in this report are provisional and subject to change.

The numbers in the table below represent the number of Florida and non-Florida residents for whom test results were received by the Department of Health. A person can be tested by more than one laboratory and can have both positive and negative results. **Therefore, the sum of the numbers in each column will be larger than the total number of people tested.**

Reporting lab	Inconclusive	Negative	Positive	Percent positive	Total
MINNESOTA DEPARTMENT OF HEALTH LABORATORY			1	100%	1
CARENOW URGENT CARE – SPRING			1	100%	1
TRIPLE O MEDICAL SERVICES INC			1	100%	1
GOOD SAMARITAN HOSPITAL			1	100%	1
IZ MEDICAL		1			1
CVS IL8753POCT CHICAGO		1			1
YUMA REGIONAL MEDICAL CENTER			1	100%	1
Kroger 686 - The Little Clinic Farragut		1			1
SOUTH DADE NURSING & REHABILITATION CENTER			1	100%	1
PROVIDENCE PORTLAND MEDICAL CENTER		1			1
OCALA REGIONAL DIALYSIS- NORTH			1	100%	1
Bethel Lutheran Nursing & Rehabilitation Center		1			1
SMITH NORTHVIEW HOSPITAL LAB			1	100%	1
MID-SOUTH URGENT CARE, PLLC			1	100%	1
WELLINGTON WEST 100176			1	100%	1
PROMUS DIAGNOSTICS, LLC			1	100%	1
Kroger - KR003400316			1	100%	1
LABONE		1			1
HOME AIDE SVC OF EASTERN NY INC D/B/A		1			1
UNIVERSITY OF NORTH CAROLINA HOSPITALS			1	100%	1
DEVITA		1			1
SUN CITY DIAGNOSTIC CENTER			1	100%	1
STARLING AT SAN JOSE			1	100%	1
GOSHEN HOSPITAL			1	100%	1
CVS SC2736POCT MURRELLS INLET		1			1
CVS HEALTH, #5962		1			1
Ashland Place Health and Rehabilitation, LLC		1			1
CAROLINAS HEALTHCARE SYSTEM LAB			1	100%	1
RIVERSIDE REGIONAL MED CENTER			1	100%	1
SANITAS RESEARCH LLC			1	100%	1
Villages of St.Peters		1			1
CVS NC3853POCT BURLINGTON		1			1
MEDIPLUS CLINIC, INC			1	100%	1
PEDIATRIC PARTNERS OF ZEPHYRHILLS PA			1	100%	1
MEDEXPRESS URGENT CARE-BRENTWOOD		1			1
Henry County Health and Rehabilitation		1			1
CVS MA447POCT NORTHAMPTON		1			1
HOLLAND COMMUNITY HOSPITAL		1			1
CIMA MEDICAL CENTER			1	100%	1
BETHESDA DIALYSIS			1	100%	1
ASSOCIATES IN INTERNAL MEDICINE PA			1	100%	1
MEDCARE QUALITY MEDICAL CENTER LLC			1	100%	1
CVS PA2582POCT SPRINGFIELD		1			1
INTEGRATED GENETICS SEQUENOM		1			1
ST FRANCIS MEDICAL CENTER			1	100%	1
ARC POINT LABS OF AUSTIN NORTH			1	100%	1
KETTERING MEDICAL CENTER			1	100%	1

# COVID-19: testing by laboratory

Data through Jan 29, 2021 verified as of Jan 30, 2021 at 09:25 AM

Data in this report are provisional and subject to change.

The numbers in the table below represent the number of Florida and non-Florida residents for whom test results were received by the Department of Health. A person can be tested by more than one laboratory and can have both positive and negative results. **Therefore, the sum of the numbers in each column will be larger than the total number of people tested.**

Reporting lab	Inconclusive	Negative	Positive	Percent positive	Total
AVERA SACRED HEART HOSPITAL			1	100%	1
Arlington Care Center			1	100%	1
NEMOURS CHILDREN'S HOSPITAL			1	100%	1
BELLMORE PEDIATRICS		1			1
1ST CHOICE URGENT CARE CENTER LLC			1	100%	1
SYNAPSE ANALYTICAL LABS		1			1
HEARTLAND REGIONAL MEDICAL CENTER		1			1
ATHENS MEDICAL CENTER			1	100%	1
LAS PALMAS MEDICAL CENTER			1	100%	1
EXACCARE KINGSTON, LLC			1	100%	1
MEDEXPRESS URGENT CARE - BENTONVILLE		1			1
MINUTECLINIC DIAGNOSTIC OF KANSAS, PC		1			1
ALL PRO ORTHOPEDICS & SPORTS MEDICINE, PA			1	100%	1
MONMOUTH MEDICALC ENTER		1			1
ADVENTHEALTH SENIOR CARE AT ORMOND			1	100%	1
MRMC LAB MICRO			1	100%	1
CLERMONT PEDIATRICS, PA			1	100%	1
REGENTS PARK OF JACKSONVILLE			1	100%	1
MEDEXPRESS URGENT CARE - WICHITA, N MAIZE RD		1			1
NORTH CAROLINA STATE LABORATORY OF PUBLIC HEALTH, SPECTRUM LAB NETWORK			1	100%	1
MEDEXPRESS URGENT CARE - LEOMINSTER		1			1
URGENT DOC -NACOGODOCHES CLINIC			1	100%	1
MT CARMEL PHARMACY INC		1			1
Glen Oaks Health and REhabilitation		1			1
BASCOM PALMER-MICRO LAB			1	100%	1
HARRIS URGENT CARE CENTER			1	100%	1
MERCY MEDICAL CENTER INC			1	100%	1
Metairie Healthcare Center			1	100%	1
Hillside Rehab and Care Center			1	100%	1
COLOMBO'S PHARMACY		1			1
SEATTLE-KING COUNTY			1	100%	1
BROOKDALE AVONDALE (BU 04360)			1	100%	1
Cerenity Senior Care-White Bear Lake		1			1
NORTH SHORE MEDICAL CENTER - SALEM HOSPITAL			1	100%	1
CHIPOLA QUICK CARE			1	100%	1
MEMORIAL HOSPITAL LOS BANOS			1	100%	1
MINUTE CLINIC DIAGNOSTICS OF IN, LLC #6252		1			1
WHEATON FRANCISCAN LABORATORY			1	100%	1
GOLDING-GRANADO MEDICAL ASSOCIATES		1			1
DORA HOME CARE			1	100%	1
FRANKLIN CBOC			1	100%	1
HEALTH GUAGE			1	100%	1
PHYSICIANS IMMEDIATE CARE			1	100%	1
ONPOINT URGENT CARE			1	100%	1
HATLEY HEALTH CARE, INC		1			1
THE INTERNAL MEDICAL GROUP		1			1
Raleigh Center (WV)			1	100%	1

# COVID-19: testing by laboratory

Data through Jan 29, 2021 verified as of Jan 30, 2021 at 09:25 AM

Data in this report are provisional and subject to change.

The numbers in the table below represent the number of Florida and non-Florida residents for whom test results were received by the Department of Health. A person can be tested by more than one laboratory and can have both positive and negative results. **Therefore, the sum of the numbers in each column will be larger than the total number of people tested.**

Reporting lab	Inconclusive	Negative	Positive	Percent positive	Total
LAKE VIEW COURT		1			1
Chateau Living Center			1	100%	1
BRISTOL REGINAL MEDICAL CENTER			1	100%	1
FLORIDA HOSPITAL TRANSPLANT CENTER		1			1
US LABORATORIES			1	100%	1
KEY WEST BRANCH MEDICAL CLINIC			1	100%	1
LABORATORY COPRORATION OF AMERICA			1	100%	1
COMMUNITY HOSPITALS INDIANAPOLIS			1	100%	1
Mercy Manor Transition Center			1	100%	1
Crisp Regional Nursing and Rehab Center		1			1
FAMILY PRACTICE OF CENTRAL FLORIDA PA			1	100%	1
LOUISIANA STATE LAB			1	100%	1
FAIRVIEW SOUTHDALE			1	100%	1
LIFE CARE CENTER OF HILTON HEAD		1			1
ROSE MEDICAL CENTER LAB			1	100%	1
BAYLOR SCOTT & WHITE MEDICAL SURGICAL CLINIC			1	100%	1
ARNOLD PALMER HOSPITAL LAB POCT		1			1
EVANS FAMILY CARE PA			1	100%	1
BRUCE S WEST MD			1	100%	1
EASTMAN HEALTHCARE & REHAB		1			1
GENESIS MICROBIOLOGY LAB		1			1
SPRINGFIELD HOSPITAL			1	100%	1
SPECIALTY DRUG TESTING			1	100%	1
CROSSROADS URGENT CARE PLLC		1			1
WY RETIREMENT CENTER		1			1
INDIGO PALMS			1	100%	1
CQUENTIA NGS, LLC			1	100%	1
PROGRESSIVE MEDICAL RESEARCH			1	100%	1
FAITH FAMILY PRACTICE			1	100%	1
ELITE MEDICAL LABORATORY SOLUTIONS LLC			1	100%	1
Community Care Center of Heritage House, LLC			1	100%	1
ADVENTHEALTH MEDICAL GROUP UROLOGY AT EAST ORLANDO		1			1
San Antonio Residence and Rehabilitation Center		1			1
Medicalodges Neosho			1	100%	1
LIFEPLUS HEALTHCARE GROUP INC		1			1
PALMA CEIA MED GROUP-SWANN		1			1
Birmingham Nursing and Rehabilitation East LLC		1			1
BRIAN C GRINER MD LLC			1	100%	1
DOCTORS MEMORIAL HOSP HOME HEALTH CARE		1			1
ASCENSION ST VINCENT'S MEDICAL CENTER			1	100%	1
Kroger 647 - The Little Clinic Newnan Crossings			1	100%	1
OUCH URGENT CARE			1	100%	1
SAINT JOSEPHS HOSPITAL OF ATLANTA			1	100%	1
Kroger 687 - The Little Clinic Sugar Hill			1	100%	1
FLORHAM PARK ENDOSCOPY CENTER		1			1
FAIRFIELD MEDICAL CENTER			1	100%	1
ST JOHNS MEDICAL CENTER		1			1



# COVID-19: testing by laboratory

Data through Jan 29, 2021 verified as of Jan 30, 2021 at 09:25 AM

Data in this report are provisional and subject to change.

The numbers in the table below represent the number of Florida and non-Florida residents for whom test results were received by the Department of Health. A person can be tested by more than one laboratory and can have both positive and negative results. **Therefore, the sum of the numbers in each column will be larger than the total number of people tested.**

Reporting lab	Inconclusive	Negative	Positive	Percent positive	Total
COMMUNITY MEDICAL CARE			1	100%	1
Robert Wood Johnson University Hospital			1	100%	1
Gulf Coast health and Rehabilitation, LLC		1			1
ALLEGHENY GENERAL HOSPITAL			1	100%	1
TWIN			1	100%	1
MEDEXPRESS URGENT CARE - WESTFIELD, E MAIN ST			1	100%	1
Broomall Manor		1			1
WALGREENS #15291		1			1
Kroger 777 - The Little Clinic Shelbyville		1			1
SHANDS JACKSONVILLE CLINICAL CENTER			1	100%	1
PARK AVENUE DERMATOLOGY NORTH			1	100%	1
SV MOBILE HEALTH			1	100%	1
YOUR HEALTH PEDIATRICS INC			1	100%	1
HOWELL BRANCH COURT			1	100%	1
BAXTER REGIONAL MEDICAL CENTER			1	100%	1
HEARTLAND OF ZEPHYRHILLS FL, LLC			1	100%	1
PENNY PEDIATRICS		1			1
Manor Care of Dallastown d/b/a ManorCare Health Services - Dallastown		1			1
KANA MEDICAL			1	100%	1
JPS HEALTH CENTER AT TRUE WORTH PLACE			1	100%	1
FAMILY MEDICAL CENTERS			1	100%	1
Bayou Vista Community Care Center			1	100%	1
MINUTECLINIC DIAGNOSTIC OF OHIO #6139		1			1
MAINE HEALTH AND ENVIRONMENTAL TESTING LABORATORY			1	100%	1
COSTCO PHARMACY #1023			1	100%	1
CHOTA COMMUNITY HEALTH SERVICES		1			1
MEDEXPRESS URGENT CARE - ROSS TOWNSHIP		1			1
BAPTIST HEALTH EXPRESS CARE			1	100%	1
WALGREENS NO 19542		1			1
METROWEST MEDICAL CENTER - FRAMINGHAM			1	100%	1
ADVENTHEALTH PHYSICIAN GROUP - APPLEWOOD			1	100%	1
JOHNSON & JOHNSON VISION CARE-VISTAKON			1	100%	1
COASTAL PEDIATRICS LLC			1	100%	1
DEACONESS URGENT CARE CENTER			1	100%	1
Buena Vista Care Center		1			1
MOBILE MEDICAL CLINIC			1	100%	1
CARSON NURSING AND REHABILITATION CENTER		1			1
Hackensack Univ Medical Center At Pasc		1			1
Kroger 353 - The Little Clinic Harpers Point		1			1
ABBOTT LABORATORIES - OCCUPATIONAL HEALTH SERVICES			1	100%	1
FLORIDA CLINICAL RESEARCH CENTER, LLC			1	100%	1
MID-FLORIDA PATHOLOGY LLC		1			1
LIFELINK TRANSPLANT INSTITUTE LAB			1	100%	1
Rio Grande City Nursing and Rehab Center			1	100%	1
DIGESTIVE DISEASE CARE PC		1			1
ALLIANCE LABORATORY SERVICES			1	100%	1
VANDERBILT UNIVERSITY MEDICAL CENTER			1	100%	1

# COVID-19: testing by laboratory

Data through Jan 29, 2021 verified as of Jan 30, 2021 at 09:25 AM

Data in this report are provisional and subject to change.

The numbers in the table below represent the number of Florida and non-Florida residents for whom test results were received by the Department of Health. A person can be tested by more than one laboratory and can have both positive and negative results. **Therefore, the sum of the numbers in each column will be larger than the total number of people tested.**

Reporting lab	Inconclusive	Negative	Positive	Percent positive	Total
LUMICO LIFE INSURANCE COMPANY		1			1
Miller Health Care Center			1	100%	1
MIL LAKE HEALTHCARE CENTER INC PEDIATRICS			1	100%	1
Kroger 895 - The Little Clinic Green Hills		1			1
Kroger 410 - The Little Clinic Trinity		1			1
FELD ENTERTAINMENT			1	100%	1
CLEVELAND CLINIC OHIO LABORATORIES			1	100%	1
ADVANCE HEALTH AND WELLNESS SOLUTIONS			1	100%	1
CORPUS CHRISTI MEDICAL CENTER			1	100%	1
SOUTHERN WINDS			1	100%	1
BAPTIST HEALTH MEDICAL PLAZA			1	100%	1
Kroger 127 - The Little Clinic Lakewood-Alameda		1			1
SMA BEHAVIORAL HEALTH SERVICES INC		1			1
DORAL KIDNEY CENTER			1	100%	1
WALGREENS # 12338		1			1
CITRONELLE HEALTH AND REHABILITATION CENTER		1			1
ASCENSION ST VINCENT'S - WESTSIDE			1	100%	1
NEMOURS CHILDREN'S PRIMARY CARE			1	100%	1
MEDICAL CLINIC OF HOUSTON			1	100%	1
BARRINGTON TERRACE NAPLES			1	100%	1
ADVENTHEALTH MEDICAL GROUP ADULT AND SENIOR HEALTH			1	100%	1
HIGHLANDS CLINICAL LABORATORY			1	100%	1
MINUTE CLINIC DIAGNOSTIC MED GRP OF CA		1			1
USCG AIR STATION CLEARWATER CLINIC			1	100%	1
STANLY REGIONAL MEDICAL CENTER			1	100%	1
RIDGE OPTUM FLORIDA			1	100%	1
Melbourne Terrace Rehabilitation Center			1	100%	1
Florence Home		1			1
CARESPOT - LEE VISTA			1	100%	1
TMH URGENT CARE CENTER			1	100%	1
MEDOR/ACC SYNCHRONY			1	100%	1
RAJ K PAI MD PA			1	100%	1
NORTH COUNTRY FAMILY HEALTH CENTER INC		1			1
Kroger - KRO01100688			1	100%	1
KIDSVILLE PEDIATRICS IV PA		1			1
NULEASE MEDICAL SOLUTIONS			1	100%	1
RABI SINHA, MD		1			1
CONNECTICUT PEDIATRICS @ CHC		1			1
MEADOWS PARK HEALTH AND REHABILITATION		1			1
EVERGREEN NURSING HOME		1			1
CLUB HEALTH AND REHABILITATION CENTER, THE		1			1
MEDICAL ASSOCIATES OF BREVARD LLC		1			1
SILVER SPRINGS SHORES DIALYSIS			1	100%	1
CVS OH4359POCT HUDSON		1			1
MYCLINIC, INC			1	100%	1
GSM OCED Subsection			1	100%	1
BLACK STALLION WALK IN AND EXERCISE CLINICS LLC		1			1

# COVID-19: testing by laboratory

Data through Jan 29, 2021 verified as of Jan 30, 2021 at 09:25 AM

Data in this report are provisional and subject to change.

The numbers in the table below represent the number of Florida and non-Florida residents for whom test results were received by the Department of Health. A person can be tested by more than one laboratory and can have both positive and negative results. **Therefore, the sum of the numbers in each column will be larger than the total number of people tested.**

Reporting lab	Inconclusive	Negative	Positive	Percent positive	Total
HOLSTON MEDICAL GROUP		1			1
MINUTE CLINIC LLC #1909		1			1
DOYLESTOWN HOSPITAL			1	100%	1
GENEVA FAMILY HEALTH			1	100%	1
Redwood Springs Healthcare			1	100%	1
CHRISTUS SPOHN HOSPITAL			1	100%	1
DISCOVERY AT HOME, LLC			1	100%	1
SIGNATURE CARE MIDLAND			1	100%	1
BEAUMONT HOSPITAL, GROSSE POINTE			1	100%	1
OMNICARE PHARMACY OF TEXAS 1, LP		1			1
Garden Villa Bedford		1			1
NABI		1			1
BLOSSOMS ASSISTED LIVING 1 LLC			1	100%	1
GAMMA HEALTHCARE, INC		1			1
FRESENIUS KIDNEY CARE FORT WALTON BEACH			1	100%	1
ELDER ALTERNATIVES INC			1	100%	1
CITRUS DERMATOLOGY			1	100%	1
MEDEXPRESS URGENT CARE - ANDERSON		1			1
BAPTIST HOSPITAL EAST			1	100%	1
SOMA MEDICAL CENTER PA #3 PALOMINO			1	100%	1
CLEVELAND HEARTLAB			1	100%	1
FLORIDA HOSPITAL ORMOND BEACH			1	100%	1
ADVANCED URGENT CARE PLLC		1			1
SHANNON MEDICAL CENTER			1	100%	1
MD NOW MEDICAL CENTERS, INC			1	100%	1
GADSDEN FAMILY PRACTICE		1			1
STEPHENS COUNTY HOSPITAL			1	100%	1
LAKE BALDWIN			1	100%	1
Bon Secours Place			1	100%	1
Essex Center for Rehabilitation and Healthcare		1			1
CENTRAL FL INTERNAL MEDICINE ASSOCIATES LLC		1			1
FREEPORT ER DOX URGENT CARE		1			1
KENDALL PEDIATRICS PARTNERS LLC			1	100%	1
ADVENTHEALTH MEDICAL GROUP COMMUNITY MEDICINE			1	100%	1
Kroger 673 - The Little Clinic Dallas			1	100%	1
DE TAR HOSPITAL			1	100%	1
LP ELIZABETHTON		1			1
WATERBURY HOSPITAL REFERENCE LAB			1	100%	1
INNOVATIVE CARE II LLC			1	100%	1
REGIONAL MED CTR BAYONET POINT			1	100%	1
VERITAS GENETICS, INC.			1	100%	1
THE CLINIC ON SIXTH			1	100%	1
FLORIDA FAMILY LABORATORY		1			1
PM PEDIATRICS PC			1	100%	1
PRIMACARE MEDICAL LAKEWOOD			1	100%	1
FAMILY PRACTICE ASSOCIATES		1			1
Valley View Health and Rehabilitation, LLC		1			1

# COVID-19: testing by laboratory

Data through Jan 29, 2021 verified as of Jan 30, 2021 at 09:25 AM

Data in this report are provisional and subject to change.

The numbers in the table below represent the number of Florida and non-Florida residents for whom test results were received by the Department of Health. A person can be tested by more than one laboratory and can have both positive and negative results. **Therefore, the sum of the numbers in each column will be larger than the total number of people tested.**

Reporting lab	Inconclusive	Negative	Positive	Percent positive	Total
UT HEALTH RIO GRANDE VALLEY PRIMARY CARE AT			1	100%	1
WELLCARE URGENT CARE			1	100%	1
KAISER PERMANENTE REGIONAL REFERENCE LABORATORY		1			1
PCR DIAGNOSTICS			1	100%	1
CHP COVID-19 (TX)			1	100%	1
ELKHART GENERAL HOSPITAL			1	100%	1
KINGWOOD EMERGENCY HOSPITAL			1	100%	1
AURORA HEALTH CARE METRO INC			1	100%	1
HACKENSACK UNIVERSITY MEDICAL CENTER		1			1
PRIMARY CARE GROUP LLC		1			1
NATION'S BEST CARE HOME HEALTH			1	100%	1
MISSOURI DEPT. OF HEALTH			1	100%	1
UMMC MIDTOWN CAMPUS			1	100%	1
FAMILY MEDICAL CENTRE			1	100%	1
Tremont Health & Rehabilitation Center		1			1
MEDPOST - NORTH DALLAS			1	100%	1
TERRELL URGENT CARE			1	100%	1
PRIORITY CARE LLC			1	100%	1
LITTLE COMPANY OF MARY HOSPITAL			1	100%	1
WINDSOR AT OCALA			1	100%	1
CARESPOT - OCOEE			1	100%	1
UPSON REGIONAL MEDICAL CENTER			1	100%	1
LAB PLUS, LLC			1	100%	1
ADVENT HEALTH - OWASA			1	100%	1
BEAUFORT MEMORIAL			1	100%	1
Victory Health and Rehabilitation			1	100%	1
IRA FIALKO DO			1	100%	1
YOUR HEALTH PEDIATRICS			1	100%	1
Georgiana Health and Rehabilitation, LLC		1			1
Kroger 368 - The Little Clinic Frankfort West		1			1
NFRC CLINICAL LAB			1	100%	1
WALGREENS #06025		1			1
WELL-KEY URGENT CARE SEVIERVILLE			1	100%	1
POETS WALK SARASOTA			1	100%	1
PREMIER FAMILY AND SPORTS MEDICINE LLC			1	100%	1
PULMONARY MEDICINE		1			1
PALMS OF FT MYERS,THE			1	100%	1
JACKSBORO URGENT CARE			1	100%	1
PRACTITIONERS IN MOTION			1	100%	1
CORIZON HEALTH INC			1	100%	1
STEAMBOAT EMERGENCY CENTER			1	100%	1
ST JOHNS EPISCOPAL HOSPITAL SOUTH SHORE		1			1
CVS OH3458POCT BEAVERCREEK		1			1
Kroger 717 - The Little Clinic Dolphin Drive			1	100%	1
MILFORD REGIONAL HOSPITAL			1	100%	1
Ramsey Village		1			1
CVS IL2297652CV CHICAGO		1			1

# COVID-19: testing by laboratory

Data through Jan 29, 2021 verified as of Jan 30, 2021 at 09:25 AM

Data in this report are provisional and subject to change.

The numbers in the table below represent the number of Florida and non-Florida residents for whom test results were received by the Department of Health. A person can be tested by more than one laboratory and can have both positive and negative results. **Therefore, the sum of the numbers in each column will be larger than the total number of people tested.**

Reporting lab	Inconclusive	Negative	Positive	Percent positive	Total
TRANSPLANT GENOMICS INC (EUROFINS)		1			1
CAREFIRST URGENT CARE - BEECHMONT			1	100%	1
UHS BINGHAMTON GENERAL			1	100%	1
MID AMERICA CLINICAL LABS			1	100%	1
CVS TX10016POCT PRINCETON		1			1
ST JOHNS PEDIATRICS PA		1			1
Kroger 395 - The Little Clinic Blanchester		1			1
SAINT JOSEPH'S HOSPITAL AND MEDICAL CENTER		1			1
NEWTON MEMORIAL HOSPITAL		1			1
Kroger 549 - The Little Clinic Clinton Highway		1			1
Sanford Health & Rehabilitation			1	100%	1
VIP FAMILY PRACTICE			1	100%	1
PUBLIX PHARMACY #0332		1			1
Seal Rock Healthcare		1			1
NAVARRO MEDICAL CENTERS LLC			1	100%	1
FHCP ASC - ORANGE CITY			1	100%	1
Kroger 523 - The Little Clinic Dickson			1	100%	1
PINELLAS CHD - CLEARWATER			1	100%	1
UPMC NORTHWEST HOSPITAL			1	100%	1
IMMY LABS			1	100%	1
MOSAIC MEDICAL CENTER MARYVILLE			1	100%	1
BRANDON OUTREACH CLINIC			1	100%	1
SAN JOSE CLINIC		1			1
WATERTOWN URGENT CARE		1			1
The Palms Nursing and Rehabilitation		1			1
TANVIR H SHAGAR NP		1			1
ST VINCENTS AMBULATORY CARE INC			1	100%	1
BROOKDALE PALM BEACH GARDENS			1	100%	1
Hearthstone Nursing and Rehabilitation Center		1			1
GEORGETOWN URGENT CARE			1	100%	1
Chatham Nursing and Rehab Center		1			1
MEDEXPRESS URGENT CARE - DANVILLE		1			1
Kroger 672 - The Little Clinic Bill Kennedy & Glenwood		1			1
PENINSULA REGIONAL MED CTR LAB			1	100%	1
HOSPICE OF MARION COUNTY INC			1	100%	1
MEMORIAL HERMANN HOSPITAL			1	100%	1
BATESVILLE - SHERWOOD URGENT CARE			1	100%	1
MERCYONE DES MOINES MEDICAL CENTER			1	100%	1
Garden View Care Center at Dougherty Ferry		1			1
MEDERI CARETENDERS VS OF SE FL LLC DBA			1	100%	1
Maple Lane Nursing Home		1			1
ORDRS, INC.			1	100%	1
MICROBIOLOGY DEPARTMENT			1	100%	1
MEMORIALCARE LONG BEACH MEDICAL CENTER			1	100%	1
SWIFTCARE URGENT CARE, PLLC			1	100%	1
VALLEY HOSPITAL MEDICAL CENTER		1			1
ACCURATE HEALTH SERVICES CORP			1	100%	1



# COVID-19: testing by laboratory

Data through Jan 29, 2021 verified as of Jan 30, 2021 at 09:25 AM

Data in this report are provisional and subject to change.

The numbers in the table below represent the number of Florida and non-Florida residents for whom test results were received by the Department of Health. A person can be tested by more than one laboratory and can have both positive and negative results. **Therefore, the sum of the numbers in each column will be larger than the total number of people tested.**

Reporting lab	Inconclusive	Negative	Positive	Percent positive	Total
ENCOMPASS HEALTH REHABILITATION			1	100%	1
WEST COAST CLINICAL LABS INC			1	100%	1
AUGUSTA HEALTH CLINICAL LABORATORY			1	100%	1
OAKMONT WEST- GREENVILLE SC		1			1
HOUSTON DEPARTMENT OF HEALTH AND HUMAN SERVICES			1	100%	1
UNIVERSITY OF TEXAS AT EL PASO, THE			1	100%	1
SANDALWOOD NURSING CENTER		1			1
SONORAN DESERT PATHOLOGY			1	100%	1
SISTERS MISSION			1	100%	1
Woodstock Nursing and Rehabilitation Center		1			1
EVENTIDE LUTHERAN HOME		1			1
Kroger 339 - The Little Clinic Highlands - Bardstown Road		1			1
UMASS MEMORIAL MEDICAL CENTER, INC		1			1
CHILDREN'S MEDICAL CENTER-EAST ORLANDO			1	100%	1
WINDSOR MANOR			1	100%	1
Avera Sr. James Care Center		1			1
CVS NH6596POCT HAMPTON		1			1
NORTH SHORE HEMATOLOGY-ONCOLOGY ASSOCI		1			1
Aspire Physical Recovery Center at Cahaba River		1			1
HEALTHCARE AND REHAB OF SANFORD			1	100%	1
MERRILL GARDENS AT CHAMPIONSGATE			1	100%	1
KNOX COMMUNITY HOSPITAL			1	100%	1
OHIO VALLEY MANOR NURSING &		1			1
DUKE UNIVERSITY POINT OF CARE TESTING PROGRAM			1	100%	1
KENT		1			1
OMNI HEALTHCARE URGENT CARE			1	100%	1
INDIAN RIDGE		1			1
NONA MEDICAL ARTS		1			1
AVALON MEDICAL GROUP			1	100%	1
PALM BEACH COUNTY HEALTH DEPT.			1	100%	1
CVS AZ7841POCT TUCSON		1			1
TITUS REGIONAL MEDICAL CENTER			1	100%	1
MERCY – NORTH IOWA			1	100%	1
ST ANTHONY'S PINELLAS CARE CLINIC			1	100%	1
CVS TX1057POCT SAN ANTONIO		1			1
RHODE ISLAND DEPARTMENT OF HEALTH LABORATORIES			1	100%	1
FLAGLER PROFESSIONAL HEALTH CARE SERVICES INC		1			1
MC DIAGNOSTIC OF CONNECTICUT, PC #252			1	100%	1
MEDEXPRESS URGENT CARE - WAYNESBURG		1			1
Brio of Johnston		1			1
CORNERSTONE OF RECOVERY INC		1			1
CVS NJ715POCT WAYNE		1			1
MARINA DEL REY HOSPITAL LAB			1	100%	1
NORTHWEST TEXAS HEALTHCARE SYSTEM,INC			1	100%	1
DEVLAB, LLC			1	100%	1
COX HEALTH SOUTH LAB			1	100%	1
RIVERSIDE MEDICAL CENTER		1			1

# COVID-19: testing by laboratory

Data through Jan 29, 2021 verified as of Jan 30, 2021 at 09:25 AM

Data in this report are provisional and subject to change.

The numbers in the table below represent the number of Florida and non-Florida residents for whom test results were received by the Department of Health. A person can be tested by more than one laboratory and can have both positive and negative results. **Therefore, the sum of the numbers in each column will be larger than the total number of people tested.**

Reporting lab	Inconclusive	Negative	Positive	Percent positive	Total
CLERMONT HEALTH DEPARTMENT			1	100%	1
Heartland of Perrysburg		1			1
CVS CA9823POCT SACRAMENTO		1			1
Life Care Center of Auburn		1			1
CVS OH2486POCT NILES			1	100%	1
DERMDX, DIV OF AURORA DIAGNOSTICS/BERNHARDT LAB		1			1
JUPITER PEDIATRIC ASSOCIATES, PA			1	100%	1
CAN COMMUNITY HEALTH LLC		1			1
ELATION HEALTH		1			1
CRYSTAL RIVER FIRE DEPARTMENT			1	100%	1
ALL CARE URGENT CARE			1	100%	1
FLORIDA ADVANCED MEDICAL AND DERM AESTHETICS LLC			1	100%	1
TENNOVA HEALTHCARE - CLEVELAND			1	100%	1
ESCANDON DIAGNOSTIC CLINIC			1	100%	1
MAXCARE CLINIC			1	100%	1
PARKRIDGE MEDICAL CENTER			1	100%	1
NICKLAUS CHILDREN'S DORAL OUTPATIENT CENTER			1	100%	1
Monument Health Strugis Care Center		1			1
ADVENTHEALTH MEDICAL GROUP PEDIATRICS DIABETES &			1	100%	1
FLORIDA DEPARTMENT OF HEALTH PALM BEACH COUNTY			1	100%	1
THE LITTLE CLINIC, LLC			1	100%	1
BAYFRONT HEAL WOUND CARE AND HYPERBARIC CENTER			1	100%	1
COASTAL ER IX, PHYSICIANS PREMIER			1	100%	1
BUFFALO CROSSINGS HEALTHCARE AND REHABILITATION CENTER			1	100%	1
Kroger 186 - The Little Clinic Holiday Manor		1			1
APPLING NURSING & REHABILITATION PAVIL		1			1
PEACHEALTH LABORATORIES		1			1
UNIVERSITY OF MIAMI PRIMARY CARE SITE UMHC 3039			1	100%	1
PALM COAST DIALYSIS		1			1
VAULT MEDICAL SERVICES			1	100%	1
MERCY GENERAL HOSPITAL			1	100%	1
ST. VINCENT HOSPITAL			1	100%	1
Ash Flat Healthcare and Rehabilitation Center			1	100%	1
LIFESPAN HEALTH - SELMER		1			1
JUPITER MEDICAL CENTER INC			1	100%	1
MORNINGSIDE NURSING AND REHABILITATION		1			1
CVS OH6164POCT DELAWARE		1			1
ADVENTHEALTH MEDICAL GROUP FAMILY AND INTERNAL			1	100%	1
THE CHRIST HOSPITAL			1	100%	1
BLOOD SYSTEMS LABORATORIES			1	100%	1
USC VERDUGO HILLS HOSPITAL			1	100%	1
FRESENIUS SOUTH FORT MYERS		1			1
LEELANAU OPCO, LLC		1			1
GENDERXPRESS/PICTURE ME PERFECT IMAGING			1	100%	1
Big River Nursing and Rehab		1			1
CVS M08595POCT RAYMORE		1			1
CVS CT1123POCT SOUTHBURY		1			1

# COVID-19: testing by laboratory

Data through Jan 29, 2021 verified as of Jan 30, 2021 at 09:25 AM

Data in this report are provisional and subject to change.

The numbers in the table below represent the number of Florida and non-Florida residents for whom test results were received by the Department of Health. A person can be tested by more than one laboratory and can have both positive and negative results. **Therefore, the sum of the numbers in each column will be larger than the total number of people tested.**

Reporting lab	Inconclusive	Negative	Positive	Percent positive	Total
BAPTIST MINOR MEDICAL CENTER			1	100%	1
C V S / PHARMACY #833		1			1
GOOD SAMARITAN SOCIETY-FOREST CITY		1			1
MINUTECLINIC DIAGNOSTIC OF VIRGINIA, LLC #1980		1			1
SOUTHERN SPRINGS HEALTH CARE		1			1
HCR ManorCare Greentree		1			1
Walgreens #9278		1			1
Village Crest Center for Health & Rehabilitation		1			1
DIVERSICARE OF BIG SPRINGS		1			1
ROAN MOUNTAIN MEDICAL CENTER			1	100%	1
SHARON REGIONAL MEDICAL CENTER			1	100%	1
DIGNITY HEALING LLC			1	100%	1
THE CHILDREN'S HOSPITAL OF PHILADELPHIA		1			1
MINUTECLINIC DIAG OF IND, LLC #4368		1			1
Carrollton Manor Inc		1			1
MID FLORIDA COMMUNITY SERVICES			1	100%	1
ASSISTED LIVING AT TREZEVANT		1			1
ALLIED PHYSICIANS GROUP		1			1
DIXITKUMAR N MODI MD PA			1	100%	1
FLAGLER COUNTY BOARD OF COUNTY COMMISSIONERS			1	100%	1
Pinnacle Assisted Living			1	100%	1
WALKIN MEDICAL URGENT CARE,NEW CITY			1	100%	1
CENTRAL ALABAMA HEALTH CARE SYSTEM			1	100%	1
THE EDGEWATER AND WATERMAN VILLAGE			1	100%	1
LAKE COMMUNITY ACTION AGENCY		1			1
PATIENT FIRST-GENERAL BOOTH			1	100%	1
MD NOW URGENT CARE			1	100%	1
MEDEXPRESS-DOVER		1			1
MEDEXPRESS URGENT CARE, EDWARDSVILLE		1			1
STEWART FLORIDA ALF, INC			1	100%	1
CUSTOM SCRIPTS PHARMACY		1			1
CVS NC3803POCT MOORESVILLE		1			1
CONVENIENT MEDICAL AND HEALTH SERVICES			1	100%	1
Kroger 465 - The Little Clinic Oakley		1			1
A G RHODES HOME AT WESLEY WOODS		1			1
RM PHARMACY SERVICES INC		1			1
EAST RIDGE RETIREMENT VILLAGE INC		1			1
Chateau Girardeau			1	100%	1
AMICUS MEDICAL CENTER LLC			1	100%	1
MADISON FACILITY INC			1	100%	1
CLEVELAND CLINIC FLORIDA LABORATORY			1	100%	1
BAPTIST HEALTH PRIMARY CARE AT DORAL			1	100%	1
CAROMONT HEALTH			1	100%	1
SOUTHEASTERN PATHOLOGY ASSOCIATES			1	100%	1
bishop rehabilitation and nursing center		1			1
LAKE MARY PEDIATRICS			1	100%	1
SANTA CLARA VALLEY MEDICAL CENTER			1	100%	1

# COVID-19: testing by laboratory

Data through Jan 29, 2021 verified as of Jan 30, 2021 at 09:25 AM

Data in this report are provisional and subject to change.

The numbers in the table below represent the number of Florida and non-Florida residents for whom test results were received by the Department of Health. A person can be tested by more than one laboratory and can have both positive and negative results. **Therefore, the sum of the numbers in each column will be larger than the total number of people tested.**

Reporting lab	Inconclusive	Negative	Positive	Percent positive	Total
HENRICO DOCTOR'S LABORATORY			1	100%	1
IVAN, MAYA			1	100%	1
CVS IL2297144CV CHICAGO		1			1
CAH ACQUISITION COMPANY 11 LLC			1	100%	1
MDS PHARMA SERVICES		1			1
Kroger - KR003500568			1	100%	1
ENCOMPASS HEALTH REHABILITATION OF ALTAMONTE			1	100%	1
ORMC-ARDEN/EOI			1	100%	1
MINUTECLINIC MINUTECLINIC #3665		1			1
CARDIOLOGY AND FITNESS MEDICINE		1			1
Garden Isle Healthcare and Rehabilitation Center		1			1
WORKFORCE HEALTH DEPARTMENT			1	100%	1
			1	100%	1
PASTEUR MEDICAL CENTER LLC		1			1
CVS PA7611POCT ALLISON PARK		1			1
ER NEAR ME HULEN		1			1
INNOVATIVE GENOMICS, LLC			1	100%	1
MIAMI VASCULAR SURGERY			1	100%	1
BROOKDALE FORT MYERS LAKES PARK			1	100%	1
NEMOURS CHILDREN'S PRIMARY CARE, ST CLOUD			1	100%	1
Kroger 350 - The Little Clinic New Cut Road		1			1
MEDEXPRESS URGENT CARE - FORT SMITH		1			1
AESTHETIC PHYSICIANS PC			1	100%	1
Kroger 825 - The Little Clinic Dorothy Lane		1			1
OAKMONTE VILLAGE OF DAVIE			1	100%	1
GOOD PEDIATRICS			1	100%	1
Vi at Aventura		1			1
CANDLER HOSPITAL			1	100%	1
BOLLES SCHOOL, THE			1	100%	1
HELEN HAYES HOSPITAL LABORATORY		1			1
CVS IL8750POCT CHICAGO		1			1
GENESIS HEALTH SYSTEM			1	100%	1
CVS NV5942POCT LAS VEGAS		1			1
POMPANO BEACH ARTIFICIAL KIDNEY CENTER			1	100%	1
HYDE PARK MEDICAL CENTER		1			1
ISLANDS ASSISTED LIVING FACILITY,THE			1	100%	1
Arch Plaza Nursing and Rehabilitation Center			1	100%	1
Fairhaven Retirement Community		1			1
Kroger 57 - The Little Clinic Jay C Charlestown		1			1
PORTSMOUTH REG. HOSPITAL			1	100%	1
LANTANA HC LAB			1	100%	1
HENRY FORD HOSPITAL			1	100%	1
University Plaza Rehabilitation and Nursing			1	100%	1
Waddell Nursing & Rehab Center		1			1
NORTH FLORIDA CHILD DEVELOPMENT, INC			1	100%	1
ANMED HEALTH MEDICAL CENTER			1	100%	1
Mayfair Village Nursing Care Center		1			1

# COVID-19: testing by laboratory

Data through Jan 29, 2021 verified as of Jan 30, 2021 at 09:25 AM

Data in this report are provisional and subject to change.

The numbers in the table below represent the number of Florida and non-Florida residents for whom test results were received by the Department of Health. A person can be tested by more than one laboratory and can have both positive and negative results. **Therefore, the sum of the numbers in each column will be larger than the total number of people tested.**

Reporting lab	Inconclusive	Negative	Positive	Percent positive	Total
HENRY FORD WEST BLOOMFIELD HOSPITAL			1	100%	1
PREMIER PEDIATRICS			1	100%	1
BAYMEADOWS PEDIATRIC CARE		1			1
MARTIN HEALTH PHYSICIAN GROUP			1	100%	1
GIBSON AREA PRIMARY CARE			1	100%	1
PEDIATRIC PARTNERS			1	100%	1
DIXIE REGIONAL MEDICAL CENTER			1	100%	1
Diversicare of Smyrna		1			1
CARE STATION MEDICAL GROUP		1			1
CHILTON MEDICAL CENTER		1			1
SYNEXUS CLINICAL RESEARCH US INC		1			1
INLET CONCIERGE MEDICINE			1	100%	1
DIVERSE MEDICAL CARE LLC			1	100%	1
Brookdale Southside			1	100%	1
FINLAY MEDICAL RESEARCH CORP			1	100%	1
Longwood Community Living Center		1			1
SURGERY CENTER, THE			1	100%	1
AMD			1	100%	1
MODERN URGENT CARE			1	100%	1
MINUTECLINIC OF NEVADA-2955 S FT APACH		1			1
ST LUCIE COUNTY HEALTH DEPARTMENT			1	100%	1
OPTUM OF HIALEAH		1			1
GOOD SAMARITAN SOCIETY - DE SMET		1			1
KETAMINE HEALTH CENTERS AT BONITA SPRINGS, LLC		1			1
OCALA RKC EAST HEMO #1			1	100%	1
BSA PHYSICIANS GROUP, INC D/B/A BSA FAMILY MEDICAL			1	100%	1
Kingston Care Center of Fort Wayne		1			1
The Evangelical Lutheran Good Samaritan Society Prescott Village		1			1
VILLAGES HEALTH SYSTEM, LLC, THE			1	100%	1
FLORIDA MEDICAL CLINIC, LLC			1	100%	1
SOUTHEAST MISSOURI HOSPITAL		1			1
MEDICAL ARTS LABORATORY			1	100%	1
TIMPANOGOS REGIONAL HOSPITAL			1	100%	1
BAYLOR SCOTT AND WHITE MEDICAL CENTER -CENTENTENNIAL			1	100%	1
NORTH OKALOOSA PHYSICIAN GRP - WALK IN CLINIC			1	100%	1
UNLIMITED MEDICAL SERVICES OF FL PL DBA		1			1
DOCTORS AFTER HOURS URGENT CARE CENTER			1	100%	1
Kroger 970 - The Little Clinic Westfield			1	100%	1
HEALTH PARTNERS REGIONAL HOSPITAL			1	100%	1
OCCUPATIONAL HEALTH CENTER		1			1
DR JAMES D FORBES FAMILY CARE CENTER			1	100%	1
THE HEART HOSPITAL BAYLOR PLANO			1	100%	1
CARING PROFESSIONAL HEALTH CARE LLC		1			1
ORANGE PEDIATRICS PA			1	100%	1
SYCAMORE MEDICAL CENTER-KETTERING HEALTH NETWORK			1	100%	1
URGENTMED PLANTATION			1	100%	1
ASCARATE DIALYSIS			1	100%	1



# COVID-19: testing by laboratory

Data through Jan 29, 2021 verified as of Jan 30, 2021 at 09:25 AM

Data in this report are provisional and subject to change.

The numbers in the table below represent the number of Florida and non-Florida residents for whom test results were received by the Department of Health. A person can be tested by more than one laboratory and can have both positive and negative results. **Therefore, the sum of the numbers in each column will be larger than the total number of people tested.**

Reporting lab	Inconclusive	Negative	Positive	Percent positive	Total
MEDEXPRESS URGENT CARE - CABOT			1	100%	1
C V S / PHARMACY #4396		1			1
VA OPTOMETRY CLINIC			1	100%	1
SEWALLS POINT PHARMACY INC			1	100%	1
MED-LAKE LABORATORY, LLC			1	100%	1
CVS MD4371POCT OCEAN CITY		1			1
EXPRESS WALK IN MEDICAL CENTER			1	100%	1
BOCA CIEGA CENTER			1	100%	1
Kroger 97 - The Little Clinic Hutchinson		1			1
BLANCHARD VALLEY HOSPITAL LABORATORY			1	100%	1
FAMILY MEDICAL CLINIC KENDALL LLC			1	100%	1
LRGHEALTHCARE		1			1
Dulles Health and Rehab Center		1			1
STANDIFER PLACE		1			1
HEALTH CARE SERVICES LC			1	100%	1
SMITH			1	100%	1
Walgreens #5914		1			1
Manor Care Health Services- Wilmington			1	100%	1
FIVE STAR PREMIER RESIDENCES OF POMPANO BEACH			1	100%	1
LOGAN COUNTY HOSPITAL			1	100%	1
MEDICAL ASSOCIATES OF THE SHOALS		1			1
Kroger 388 - The Little Clinic Braelinn Village		1			1
AMERICAN LAB LLC		1			1
HARDIN HEALTH INC		1			1
CARINGPLUS HOMECARE LLC			1	100%	1
HARDEE COUNTY FIRE RESCUE		1			1
ODYSSEY HEALTH CARE OF MARION COUNTY LLC		1			1
URGENT CARE OF KANSAS CITY			1	100%	1
MINUTECLINIC LLC (2335)		1			1
VANAJA SUREDDI MD PA			1	100%	1
Kroger 444 - The Little Clinic Dent		1			1
CVS NC3319POCT CHARLOTTE		1			1
SC-GA2018 THE RIDGE REHABILITATION & H		1			1
CACERES SPECIALIZED GYNECOLOGY		1			1
Courtenay Springs Village			1	100%	1
ANDREWS INSTITUTE AMBULATORY SURGERY CENTER		1			1
MEDEXPRESS URGENT CARE - BECKLEY		1			1
CURA LABORATORY SERVICES			1	100%	1
Harbert Hills Academy Nursing Home		1			1
Kroger 968 - The Little Clinic Colerain Township		1			1
Elm Crest Senior Living Community		1			1
Moab Regional Hospital			1	100%	1
UNIVERSITY OF SOUTH FLORIDA			1	100%	1
SPINE & PAIN CONSULTANT PLLC		1			1
SELECT MEDICAL CLINIC			1	100%	1
Kroger 541 - The Little Clinic Long Hollow Pike		1			1
CVS MO8581POCT BLUE SPRINGS		1			1

# COVID-19: testing by laboratory

Data through Jan 29, 2021 verified as of Jan 30, 2021 at 09:25 AM

Data in this report are provisional and subject to change.

The numbers in the table below represent the number of Florida and non-Florida residents for whom test results were received by the Department of Health. A person can be tested by more than one laboratory and can have both positive and negative results. **Therefore, the sum of the numbers in each column will be larger than the total number of people tested.**

Reporting lab	Inconclusive	Negative	Positive	Percent positive	Total
ADVANCED CARDIOVASCULAR DIAGNOSTICS OF FL			1	100%	1
WEST DADE PEDIATRICS			1	100%	1
TITUSVILLE TOWERS ASSISTED LIVING		1			1
NORTHSIDE HOSPITAL DULUTH			1	100%	1
BORINQUEN HEALTH CENTER			1	100%	1
MED FIRST IMMEDIATE CARE AND FAMILY PRACTICE			1	100%	1
RAMBAM URGENT CARE			1	100%	1
SUNCOAST BEHAVIORAL HEALTH CENTER			1	100%	1
ELEMENTS PHARMACY			1	100%	1
NORTH FL SOUTH GA HCS-LAKE CITY			1	100%	1
DEL PRADO MEDICAL CENTER, INC		1			1
PROVIDENCE ST. PATRICK HOSPITAL			1	100%	1
LOURDES URGENT CARE			1	100%	1
CLINICAL PATHOLOGY LABORATORIES SOUTHEAST INC			1	100%	1
UHEALTH CORAL SPRINGS			1	100%	1
SUPERKIDS PEDIATRICS			1	100%	1
Birmingham Nursing & Rehab Center		1			1
PREMIER MOBILE HEALTH SERVICES, LLC			1	100%	1
UF HEALTH - WILDLIGHT			1	100%	1
LOPEZ		1			1
SLIDELL MEMORIAL HOSPITAL			1	100%	1
NF Escambia, LLC DBA Olive BranchHealth and Rehabilitaion Center			1	100%	1
EMERSON HOSPITAL LABORATORY			1	100%	1
WYOMING COUNTY DEPARTMENT OF HEALTH		1			1
OCEANVIEW NURSING AND REHABILITAION CENTER			1	100%	1
LIFELINK OF FLORIDA			1	100%	1
ICARE		1			1
Heritage Health of Peru			1	100%	1
HERNANDO COUNTY HEALTH DEPT			1	100%	1
EXCEL URGENT CARE OF NJ			1	100%	1
APALACHEE CENTER INC		1			1
WALGREEN#12147		1			1
MINUTECLINIC DIAGNOSTIC OF NH, LLC (CL		1			1
MORGAN STANELY HEALTH CENTER		1			1
KANSAS CITY VA MEDICAL CENTER			1	100%	1
CVS IL117OPOCT JOLIET		1			1
ATHENA PLASTIC SURGERY		1			1
LABORATORIO BUENA SALUD			1	100%	1
PROVIDENCE ST PETER HOSPITAL		1			1
BLACKBERRY CENTER, THE		1			1
BUFFALO VAMC			1	100%	1
Northern Nevada State Veterans Home		1			1
NASSAU COUNTY HEALTH DEPARTMENT		1			1
Kroger 550 - The Little Clinic Bellevue		1			1
Kroger 086 - The Little Clinic Broomfield-Sheridan		1			1
ST JOHN'S HOME CARE			1	100%	1
AAA MEDICAL TESTING			1	100%	1

# COVID-19: testing by laboratory

Data through Jan 29, 2021 verified as of Jan 30, 2021 at 09:25 AM

Data in this report are provisional and subject to change.

The numbers in the table below represent the number of Florida and non-Florida residents for whom test results were received by the Department of Health. A person can be tested by more than one laboratory and can have both positive and negative results. **Therefore, the sum of the numbers in each column will be larger than the total number of people tested.**

Reporting lab	Inconclusive	Negative	Positive	Percent positive	Total
SYNERGY DIALYSIS INC			1	100%	1
PEDIATRIC ASSOCIATES - DORAL			1	100%	1
Eddy Memorial Geriatric Center		1			1
CVS NC7548POCT FUQUAY VARINA		1			1
TREASURE COAST PRIMARY CARE		1			1
ST.ELIZABETH HEALTH CENTER	1				1
NIBHA MEDIRATTA MD PL			1	100%	1
OAKWOOD HOSPITAL - SOUTHSORE			1	100%	1
NHC HealthCare St. Charles		1			1
CHILDREN'S NATIONAL MEDICAL CENTER			1	100%	1
CAREHERE LLC			1	100%	1
CVS IL5797POCT CAROL STREAM		1			1
SOUTH FLORIDA BAPTIST HOSPITAL			1	100%	1
ST CATHERINE HOSPITAL LABORATORY			1	100%	1
Baptist Village Retirement Communities		1			1
CVS MD1515POCT LEONARDTOWN		1			1
FLORIDA MEDICAL CLINIC PA GI			1	100%	1
DILELLA			1	100%	1
Lemont Nursing and Rehab Center			1	100%	1
ASSOCIATES MD MEDICAL GROUP INC			1	100%	1
SUNCOAST RESEARCH GROUP LLC			1	100%	1
VA ST LOUIS HEALTH CARE SYSTEM			1	100%	1
Rockcastle Health and Rehab		1			1
MADISON AT OVIEDO			1	100%	1
CVS NC7057POCT SHELBY		1			1
CHRISTUS GOOD SHEPHERD MEDICAL CENTER			1	100%	1
MED & CO INVESTMENT LLC		1			1
JP MORGAN CHASE HEALTH SERVICES			1	100%	1
FLORIDA EPIDEMIOLOGY PROGRAM			1	100%	1
SKYRIDGE CLINICAL ASSOCIATES		1			1
RAYMOND F CARON MD			1	100%	1
Kroger 522 - The Little Clinic Gahanna		1			1
CVS DC1340POCT WASHINGTON		1			1
BAPTIST HOSPITAL NURSING/PATIENT CARE			1	100%	1
COVENANT HEALTH		1			1
MIDWAY SPECIALTY CARE CENTER INC		1			1
HAWAII DEPARTMENT OF HEALTH LAB			1	100%	1
WESLEY MEDICAL CENTER			1	100%	1
SOUTH FLORIDA URGENT CARE CENTERS, LLC			1	100%	1
Livingston County Center for Nursing and Rehabilitation		1			1
Lenbrook		1			1
ROSE HAVEN NURSING CENTER		1			1
CVS SC2250POCT COLUMBIA		1			1
PALMETTO PRIMARY CARE PHYSICIANS			1	100%	1
Fairview			1	100%	1
CARENOW-MONTGOMERY			1	100%	1
LAKE VISTA DIALYSIS			1	100%	1

# COVID-19: testing by laboratory

Data through Jan 29, 2021 verified as of Jan 30, 2021 at 09:25 AM

Data in this report are provisional and subject to change.

The numbers in the table below represent the number of Florida and non-Florida residents for whom test results were received by the Department of Health. A person can be tested by more than one laboratory and can have both positive and negative results. **Therefore, the sum of the numbers in each column will be larger than the total number of people tested.**

Reporting lab	Inconclusive	Negative	Positive	Percent positive	Total
HEALTH PLUS SUNRISE MEDICAL OFFICE			1	100%	1
MAHONEY PEDIATRICS PA			1	100%	1
CENTRAL CAROLINA HOSPITAL			1	100%	1
UNIVERSITY OF VERMONT MEDICAL CENTER			1	100%	1
ALBANY MEDICAL CENTER			1	100%	1
NEW YORK UNIVERSITY MEDICAL CENTER			1	100%	1
LABORATORIO MEDICO CENTRAL CONDOMINO MD			1	100%	1
WEST BOCA MEDICAL CENTER			1	100%	1
CVS CA9103POCT ESCONDIDO		1			1
INDIAN RIVER CLINICAL LABORATORY, INC.		1			1
GRAND VILLA OF DEL RAY WEST		1			1
SAINT ALPHONSUS REGIONAL MEDICAL CENTER			1	100%	1
CONCIERGE INTERNAL MEDICINE ASSOCIATES			1	100%	1
SPARTA HEALTH & REHAB		1			1
2504-HOMEWOOD		1			1
ADVENTHEALTH IMAGING LAKE NONA			1	100%	1
ST. LUKE'S HOSPITAL			1	100%	1
MIDDLETON PEDIATRICS			1	100%	1
PROSPECT URGENT CARE			1	100%	1
UF KANAPAHA LAB BEAKER		1			1
Bay View Nursing and Rehabilitation Center			1	100%	1
Sherwood Oaks Health Center			1	100%	1
Integrity Healthcare of Carbondale			1	100%	1
Waters of Covington		1			1
LIFEGUARD AMBULANCE SERVICE LLC - BAY COUNTY			1	100%	1
RENOWN REGIONAL MEDICAL CENTER			1	100%	1
Autumn Care of Suffolk		1			1
BAPTIST ASI			1	100%	1
CVS NE2741POCT LA VISTA		1			1
MEMORIAL HEALTH UNIVERSITY MEDICAL CENTER			1	100%	1
CVS NC7213POCT MATTHEWS		1			1
CHI ST. LUKE'S HEALTH BCM MEDICAL CENTER			1	100%	1
Cottage of the Shoals		1			1
FLORIDA HEART AND VASCULAR MULTISPECIALTY GROUP PA			1	100%	1
PALM BEACH DIABETES AND ENDOCRINE SPECIALISTS, PA			1	100%	1
SOUTHERN HILLS MEDICAL CENTER			1	100%	1
FLORIDA MEDICAL CENTER			1	100%	1
BAYOU URGENT CARE			1	100%	1
FLORIDA KEYS PED AND ADOLES CTR			1	100%	1
HELGEMO & LIOU PEDIATRICS			1	100%	1
DAYTONA BEACH CENTRA CARE			1	100%	1
STATE OF CALIFORNIA DOH SERVICES			1	100%	1
MOUNT SINAI COMPREHENSIVE CANCER CENTER			1	100%	1
UUHC - REDSTONE HEALTH CENTER LABORATORY			1	100%	1
DIAMOND SPEEDWAY DIALYSIS			1	100%	1
Walgreens #3661		1			1
RESIDENCES AT MIAMI / REIGN GARDENS LLC, THE			1	100%	1

# COVID-19: testing by laboratory

Data through Jan 29, 2021 verified as of Jan 30, 2021 at 09:25 AM

Data in this report are provisional and subject to change.

The numbers in the table below represent the number of Florida and non-Florida residents for whom test results were received by the Department of Health. A person can be tested by more than one laboratory and can have both positive and negative results. **Therefore, the sum of the numbers in each column will be larger than the total number of people tested.**

Reporting lab	Inconclusive	Negative	Positive	Percent positive	Total
Kroger - KR070300083			1	100%	1
Kroger 753 - The Little Clinic Goss Avenue		1			1
CVS PA1296POCT DREXEL HILL		1			1
LAKE LURE HEALTH CENTER			1	100%	1
TITUSVILLE CENTER FOR SURGICAL EXCELLENCE LLC		1			1
AURORA MEDICAL CENTER-KENOSHA			1	100%	1
AVERA ST. MARY'S HOSPITAL			1	100%	1
REGIONAL MEDICAL LABORATORY			1	100%	1
MED BAR LLC		1			1
PLANT CITY FAMILY CARE		1			1
PEDRO L ORTEGA MD PA			1	100%	1
TREASURE COAST COMMUNITY HEALTH INC			1	100%	1
CTMD MEDICAL CENTER, PA			1	100%	1
MEDEXPRESS URGENT CARE - MYLAN			1	100%	1
HARDIN MEMORIAL HOSPITAL - HEARTLAND PATHOLOGY CONSULTANTS			1	100%	1
STERLING HOUSE OF PORT ORANGE		1			1
THE LITTLE CLINIC LLC			1	100%	1
C A R E S		1			1
INDIANA STATE DEPARTMENT OF HEALTH CLINIC MICROBIOLOGY		1			1
Cortland Acres Association		1			1
VIVEX/UMTB BIOMEDICAL			1	100%	1
MINUTECLINIC DIAG OF IND, LLC #6250		1			1
Kroger 699 - The Little Clinic Smyrna		1			1
MISSOURI DEPARTMENT OF HEALTH AND SENIOR SERVICES - STATE PH LAB		1			1
Riviera Health Resort		1			1
HEALTHCARE ASSOCIATES OF IRVING, LLP			1	100%	1
LEE MEMORIAL HOSPITAL OUTPATIENT SURGERY CENTER			1	100%	1
ATLANTIC DIAGNOSTICS			1	100%	1
SOUTHEASTERN INTEGRATED MEDICAL PL			1	100%	1
CVS CT288POCT BRISTOL		1			1
ABSOLUTE HEALTH INTERNAL MEDICINE AND PEDIATRICS		1			1
BREVARD FAMILY WALK IN CLINIC			1	100%	1
STAMFORD HOSPITAL			1	100%	1
WELLMED AT LINEBAUGH AVE			1	100%	1
MEDEXPRESS URGENT CARE - DERBY N ROCK		1			1
MEDSTAR HEALTH URGENT CARE			1	100%	1
Kroger 667 - The Little Clinic Litchfield Park		1			1
COMMUNITY			1	100%	1
BNJ		1			1
DOCTORS CARE - AIKEN MALL			1	100%	1
SOUTHWEST REGIONAL PCR LABORATORY			1	100%	1
SIMPLY HEALTHCARE AND WELLNESS CLINIC, PC			1	100%	1
GENESEE COUNTY HEALTH DEPARTMENT		1			1
MERITUS MEDICAL CENTER			1	100%	1
XSTREMEMD			1	100%	1
MEDEXPRESS URGENT CARE - BENTON		1			1
FULGENT GENETICS HOUSTON		1			1



# COVID-19: testing by laboratory

Data through Jan 29, 2021 verified as of Jan 30, 2021 at 09:25 AM

Data in this report are provisional and subject to change.

The numbers in the table below represent the number of Florida and non-Florida residents for whom test results were received by the Department of Health. A person can be tested by more than one laboratory and can have both positive and negative results. **Therefore, the sum of the numbers in each column will be larger than the total number of people tested.**

Reporting lab	Inconclusive	Negative	Positive	Percent positive	Total
REELFOOT FAMILY WALK-IN CLINIC		1			1
SAINT BARNABAS MEDICAL CENTER		1			1
Manor Care Health Care Services - Williamsport North		1			1
CARBON HEALTH			1	100%	1
WELLNOW URGENT CARE-OSWEGO			1	100%	1
JAX FAMILY CARE		1			1
MEDCOR INC			1	100%	1
SUN CLINICAL LABORATORIES			1	100%	1
Good Samaritan Society Waukon		1			1
CVS CA9803POCT RIVERSIDE		1			1
GULF COUNTY HEALTH DEPARTMENT			1	100%	1
EXCEPTIONAL EMERGENCY CENTER			1	100%	1
COLLIER BLVD HMA PHYSICIANS MANAGEMENT LLC			1	100%	1
VISTA LAKE ASSISTED LIVING			1	100%	1
Senatobia Healthcare & Rehab		1			1
TEXAS HEALTH ARLINGTON MEMORIAL		1			1
FIT4LIFE MEDICAL CENTER			1	100%	1
METROPOLITAN			1	100%	1
PHYSICIANS PRIMARY CARE LEHIGH PEDS			1	100%	1
Caldwell Care		1			1
Jersey City Medical Center		1			1
LITTLE FALLS HOSPITAL LABORATORY		1			1
CVS GA7064POCT STOCKBRIDGE		1			1
BAYCARE OUTREACH LAB WH SOUTH			1	100%	1
VISTA DEL SOL MED ASSOC		1			1
FLORIDA CLINICAL LABORATORY INC DBA			1	100%	1
UNIVERSITY OF MARYLAND PATHOLOGY ASSOCIATES			1	100%	1
CHILDRENS SPECIALIST PEDIATRIC PULMMOLOGY &			1	100%	1
Lynwood		1			1
ULTIMATE ANALYSIS LABORATORY			1	100%	1
PENSACOLA PATHOLOGY		1			1
SANTA MONICA CA-UCLA MC			1	100%	1
NEW SMYRNA BEACH AMBULATORY CARE CTR			1	100%	1
Crowne Place Assisted Living		1			1
OPTIMAL MEDICINE INC		1			1
ManorCare Rehab Center of Marietta		1			1
IM&P WELLNES CENTER			1	100%	1
HALIFAX HEALTH PRIMARY CARE ORMOND			1	100%	1
BROADWAY HEALTH FLORIDA MEDICAL CLINIC URGENT CARE			1	100%	1
COLONIAL VILLA GOOD SAMARITAN CENTER		1			1
Advanced Rehabilitation of Vernon		1			1
SEACOAST PATHOLOGY PROFESSIONAL ASSOC		1			1
Kroger 596 - The Little Clinic Brentwood		1			1
BAPTIST HOSPITAL LABORATORY			1	100%	1
BIOMERIEUX			1	100%	1
MERITER LABORATORIES			1	100%	1
NYU WINTHROP LABORATORY		1			1

# COVID-19: testing by laboratory

Data through Jan 29, 2021 verified as of Jan 30, 2021 at 09:25 AM

Data in this report are provisional and subject to change.

The numbers in the table below represent the number of Florida and non-Florida residents for whom test results were received by the Department of Health. A person can be tested by more than one laboratory and can have both positive and negative results. **Therefore, the sum of the numbers in each column will be larger than the total number of people tested.**

Reporting lab	Inconclusive	Negative	Positive	Percent positive	Total
MEDICAL CENTER			1	100%	1
FHPG SURGICAL ASSOCIATES OF EAST PASCO			1	100%	1
WASHINGTONVILLE PHARMACY INC		1			1
MISSION HOSPITAL			1	100%	1
CLEVELAND CLINIC OUTPATIENT LABORATORY			1	100%	1
INHEALTH LIFE SCIENCES LLC			1	100%	1
HELIX URGENT CARE			1	100%	1
MEDEXPRESS URGENT CARE - LAWRENCE		1			1
ORCHID TERRACE		1			1
PLEASANT RIDGE MANOR WEST		1			1
KIDSVILLE PEDIATRICS III PA			1	100%	1
CVS MO5724POCT KANSAS CITY		1			1
EASTSIDE MEDICAL CLINIC		1			1
EDGAR PRICE FAMILY & CHILDREN HEALTHCARE CENTER			1	100%	1
Kroger 390 - The Little Clinic North College Hill		1			1
Carington Park			1	100%	1
A.G. Rhodes		1			1
Kroger 419 - The Little Clinic Farmington/Exeter		1			1
CORDOVA FAMILY PRACTICE			1	100%	1
SACRED HEART HOSPITAL NURSING			1	100%	1
NORWALK HOSPITAL			1	100%	1
ORMOND MEDICAL ARTS FAMILY PRACTICE PL			1	100%	1
ORLANDO HEALTH PHYSICIAN GROUP INC			1	100%	1
TILLAMOOK COUNTY GENERAL HOSPITAL LAB		1			1
DR PHILLIPS CENTER FOR WELLNESS		1			1
ST LUKES SURGICAL AT THE VILLAGES INC			1	100%	1
DOCTOR TODAY URGENT CARE			1	100%	1
HAWKEYE CARE CENTER DUBUQUE		1			1
DONALSONVILLE HOSPITAL			1	100%	1
Kroger 524 - The Little Clinic Iron Bridge Road		1			1
PINNACLE DIALYSIS		1			1
SUMMIT LABORATORY			1	100%	1
CVS AZ5026POCT MESA		1			1
HIBISCUS COURT			1	100%	1
CVS TX8321POCT MCKINNEY		1			1
LOUIS STOKES CLEVELAND VA MEDICAL CENTER			1	100%	1
OPTUM PRIMARY CARE			1	100%	1
ANY LAB TEST FAST CORP			1	100%	1
CVS NV9841POCT RENO			1	100%	1
ANY LAB TEST NOW JACKSONVILLE		1			1
SMITH KLINE			1	100%	1
ADVENTHEALTH MEDICAL GROUP OBSTETRICS			1	100%	1
Monument Health Custer Care Center		1			1
CLIFTON-FINE HOSPITAL LABORATORY		1			1
CVS SC5479POCT INDIAN LAND		1			1
TARRYTOWN PHARMACY			1	100%	1
MEDICAL CITY DENTON			1	100%	1

# COVID-19: testing by laboratory

Data through Jan 29, 2021 verified as of Jan 30, 2021 at 09:25 AM

Data in this report are provisional and subject to change.

The numbers in the table below represent the number of Florida and non-Florida residents for whom test results were received by the Department of Health. A person can be tested by more than one laboratory and can have both positive and negative results. **Therefore, the sum of the numbers in each column will be larger than the total number of people tested.**

Reporting lab	Inconclusive	Negative	Positive	Percent positive	Total
ENCOMPASS HEALTH HOME HEALTH		1			1
DAVITA DIALYSIS-NORTH			1	100%	1
HERNANDO CHILDREN'S			1	100%	1
Walgreens #5421		1			1
URGENT CARE CENTER OF PORT ORANGE LLC			1	100%	1
Southwest Louisiana Veterans Home			1	100%	1
LOUNDY		1			1
CELEBRATION HOSPITAL			1	100%	1
Walgreens #12427			1	100%	1
BRIDGEWATER PARK ASSISTED LIVING LLC			1	100%	1
SARHA DOCTORS CENTER			1	100%	1
ARLINGTON ADULT RESIDENTIAL FACILITY, INC			1	100%	1
MEDEXPRESS URGENT CARE - TOPEKA, SW WANAMAKER RD		1			1
PUBLIX PHARMACY # 1236			1	100%	1
NORTH RIVER FAMILY HEALTH CENTER			1	100%	1
ADAMS COUNTY HEALTH DEPARTMENT			1	100%	1
TMH CANCER CENTER LABORATORY			1	100%	1
CVS MINUTE CLINIC #5836		1			1
JOSHUA E CHESIR MD		1			1
Portsmouth Health and Rehab			1	100%	1
ROYAL OAK MEDICAL CENTER LLC DBA CHARACTER FAMILY			1	100%	1
Summit Medical Group Morristown Oncology		1			1
SUNCREST OMNI		1			1
TALLAHASSEE PRIMARY CARE ASSOCIATES PA			1	100%	1
Kroger 379 - The Little Clinic Stony Brook		1			1
TCPA CLINICAL LABORATORIES			1	100%	1
SOUTHWEST ORLANDO FAMILY MEDICINE, PL			1	100%	1
CVS IN8669POCT INDIANAPOLIS		1			1
ALLEGANY COUNTY DEPARTMENT OF HEALTH		1			1
SOUTHEASTERN HEALTH FACILITES, INC		1			1
Good Samaritan Society - Albion		1			1
ALPHA 1 ANTITRYPSIN RESEARCH PROGRAM			1	100%	1
STEWART MEDICAL GROUP INC			1	100%	1
MEMORIAL HERMANN SOUTHWEST HOSPITAL			1	100%	1
SONNI'S PEDIATRICS			1	100%	1
HEALTH FIRST MEDICAL GROUP LLC			1	100%	1
MEMORIAL HOSPITAL - BELLEVILLE			1	100%	1
Central Park Healthcare & Rehabilitation Center		1			1
Bolingreen Health and Rehabilitation		1			1
BICKERTON, DAWN		1			1
PEDIATRIC URGENT CARE CENTR OF FORT WORTH-LA GRAN			1	100%	1
MALUHIA		1			1
GOSHEN MEDICAL CENTER			1	100%	1
MINUTECLINIC DIAGNOSTICS OF OKLAHOMA		1			1
CHILDREN'S MEMORIAL HOSPITAL			1	100%	1
CVS SC2497POCT LEXINGTON		1			1
NEW YORK CITY DEPARTMENT OF HEALTH			1	100%	1

# COVID-19: testing by laboratory

Data through Jan 29, 2021 verified as of Jan 30, 2021 at 09:25 AM

Data in this report are provisional and subject to change.

The numbers in the table below represent the number of Florida and non-Florida residents for whom test results were received by the Department of Health. A person can be tested by more than one laboratory and can have both positive and negative results. **Therefore, the sum of the numbers in each column will be larger than the total number of people tested.**

Reporting lab	Inconclusive	Negative	Positive	Percent positive	Total
MEDEXPRESS URGENT CARE - MARTINSVILLE		1			1
PINEVILLE PHARMACY			1	100%	1
TUNIS STREET GROUP HOME		1			1
OHIOHEALTH URGENT CARE			1	100%	1
IVY ROSEN MD PLLC		1			1
Trucare Living Centers - Columbus		1			1
WESTON COUNTY HEALTH SERVICES			1	100%	1
The Center at Centennial			1	100%	1
QC LABORATORY			1	100%	1
Excel Care Center			1	100%	1
OPTUM MEDICAL CLINIC IN ROCKRIMMON			1	100%	1
MED-LAKE LABORATORY			1	100%	1
QUEST INC			1	100%	1
SIGNATURE CARE COLLEGE STATION			1	100%	1
Kroger 682 - The Little Clinic New Holland Market			1	100%	1
ARIZONA STATE LABORATORY			1	100%	1
ROBERTS WESLEYAN COLLEGE HEALTH CENTE		1			1
GEORGE WASHINGTON UNIVERSITY HOSPITAL			1	100%	1
CARTERSVILLE MEDICAL CENTER			1	100%	1
KIDS CARE PEDIATRICS PA			1	100%	1
DEVLIN MANOR NURSING AND REHABILITATION		1			1
WINNIFRED ASSISTED LIVING FACILITY INC		1			1
PASSPORT HEALTH ORLANDO		1			1
MEDONE URGENT CARE			1	100%	1
Kroger 126 - The Little Clinic Cottonwood		1			1
CVS TX3292POCT WYLIE		1			1
RICHICHI FAMILY HEALTH			1	100%	1
CVS NC7047POCT DURHAM		1			1
Dugan Memorial Home		1			1
OXY-GENLAB			1	100%	1
CHATEAU MADELEINE - SENIOR LIVING & MEMORY CARE			1	100%	1
EMERGENCY CARE SERVICES LAB AT JFK MEDICAL CENTER			1	100%	1
LANCASHIRE HALL NURSING AND REHABILITATION CENTER		1			1
CARENOW LAKE WORTH			1	100%	1
HARMONY HEALTHCARE ORLANDO INC		1			1
HAMILTON CI MAIN UNIT ANNEX/ WORK CAMP			1	100%	1
ST. PETERSBURG PEDIATRICS-SEMINOLE			1	100%	1
Hillside Manor Rehabilitation and Extended Care Center		1			1
CVS TN7144POCT BARTLETT		1			1
NORTHWEST FLORIDA SPECIALTY PHYSICIANS LLC		1			1
ANSWERS RESOURCE FACILITY		1			1
ADVANCED LABORATORY SERVICES			1	100%	1
Beth Sholom Home of Eastern Virginia			1	100%	1
JACKSONVILLE VA OPC			1	100%	1
SEASONS HOSPICE AND PALLIATIVE CARE OF			1	100%	1
AURORA CONSOLIDATED LABORATORY			1	100%	1
RIDGEFIELD PEDIATRIC ASSOCIATES		1			1

# COVID-19: testing by laboratory

Data through Jan 29, 2021 verified as of Jan 30, 2021 at 09:25 AM

Data in this report are provisional and subject to change.

The numbers in the table below represent the number of Florida and non-Florida residents for whom test results were received by the Department of Health. A person can be tested by more than one laboratory and can have both positive and negative results. **Therefore, the sum of the numbers in each column will be larger than the total number of people tested.**

Reporting lab	Inconclusive	Negative	Positive	Percent positive	Total
LADY OF THE SEA HOSPITAL LAB			1	100%	1
ADVENTHEALTH DURAND			1	100%	1
MEDICAL CENTER OF CENTRAL GEORGIA			1	100%	1
Winter Garden Rehab and Nursing Facility		1			1
Eagle Health and Rehabilitation		1			1
GRAND VILLA OF LAKE LAND		1			1
NHC Chattanooga			1	100%	1
TENNOVA ER - SANGO			1	100%	1
MEDEX CLINIC LLC			1	100%	1
CARENOW MIDTOWN			1	100%	1
UNIVERSITY OF MIAMI SCCC RESEARCH LABORATORY			1	100%	1
BOND COUNTY HEALTH DEPARTMENT			1	100%	1
WESTCOAST FAMILY PRACTICE		1			1
RIVIERA BEACH HEALTH CENTER LAB			1	100%	1
WEST VIRGINIA LABORATORIES			1	100%	1
RAPID CITY REGIONAL HOSPITAL -579 ATTN. LABORATORY		1			1
Harris Hill Nursing Facility		1			1
RCP OF MEMORIAL WEST			1	100%	1
PROVIDENCE LABORATORY SERVICES		1			1
NORTH SHORE HEMATOLOGY-ONCOLOGY ASSOCIATES PC		1			1
Walgreens #5065		1			1
ISLAND NURSING HOME			1	100%	1
NEW HORIZON PRIMARY CARE LLC			1	100%	1
PM PEDIATRICS OF BAYSIDE, PLLC - RIVE		1			1
Strasburg Care Center		1			1
Princeton Place			1	100%	1
Shoreline Care Center			1	100%	1
777 URGENT CARE			1	100%	1
FAMILY MEDICAL CENTER		1			1
ST. MARY MEDICAL CENTER		1			1
ST GERARD'S COMMUNITY OF CARE		1			1
WALGREENS #01398			1	100%	1
Kroger 752 - The Little Clinic Central Station		1			1
NEVADA DEPARTMENT OF HEALTH AND HUMAN SERVICES			1	100%	1
Springdale Village		1			1
BMC/NASSAU			1	100%	1
DOCTORS HEARING			1	100%	1
MEDEXPRESS URGENT CARE - ST CLAIR, CLOVER DR.		1			1
LEHIGH PULMONARY ASSOCIATES			1	100%	1
SUREPOINT URGENT CARE PADRE ISLAND			1	100%	1
Kroger 441 - The Little Clinic Middletown		1			1
LAKE SIDE MEDICAL CENTER		1			1
BERKSHIRE MEDICAL CENTER			1	100%	1
BAPTIST EMERGENCY HOSPITAL - KELLY			1	100%	1
WEST VIRGINIA UNIVERSITY HOSPITALS			1	100%	1
ENZO LABS INC			1	100%	1
HARBOR BEACH NURSING AND REHABILITATION CENTER			1	100%	1



# COVID-19: testing by laboratory

Data through Jan 29, 2021 verified as of Jan 30, 2021 at 09:25 AM

Data in this report are provisional and subject to change.

The numbers in the table below represent the number of Florida and non-Florida residents for whom test results were received by the Department of Health. A person can be tested by more than one laboratory and can have both positive and negative results. **Therefore, the sum of the numbers in each column will be larger than the total number of people tested.**

Reporting lab	Inconclusive	Negative	Positive	Percent positive	Total
COBLESKILL REGIONAL HOSPITAL		1			1
CITRUS HEALTH NETWORK INC			1	100%	1
CVS CA9715POCT THOUSAND OAKS		1			1
WALGREENS #10308		1			1
METRO HEALTH HOSPITAL LABORATORY		1			1
TMH PHYSICIAN PARTNERS			1	100%	1
PALM BEACH DIGESTIVE ASSOCIATES			1	100%	1
ST MARY'S OF SAGINAW		1			1
NORTHEAST TEXAS DIALYSIS		1			1
COVE AT THE MARBELLA,THE			1	100%	1
ATRIA TAMARAC			1	100%	1
TAMPA HEALTH CARE PROVIDERS PA		1			1
USF PHYSICIANS GROUP			1	100%	1
ACCESS FAMILY CARE LLC			1	100%	1
GATEWAY FAMILY HEALTH CLINIC			1	100%	1
SACRED HEART MEDICAL CENTER			1	100%	1
CARESPOT EXPRESS HEALTHCARE BOYNTON BEACH			1	100%	1
MC DIAGNOSTIC OF CONNECTICUT, PC #114		1			1
ADVANTA LABS, LLC		1			1
MEDICAL CITY NORTH HILLS			1	100%	1
PRISMA HEALTH TUOMEY LABORATORY			1	100%	1
SOLARIS HEALTHCARE PLANT CITY		1			1
WEST FLORIDA MEDICAL ASSOCIATES, PA			1	100%	1
Kroger 907 - The Little Clinic Holland		1			1
Kroger 923 - The Little Clinic Centerville		1			1
BROOKDALE PALM COAST		1			1
THEDACARE FAMILY MEDICINE GATEWAY			1	100%	1
GRAND VIEW HOSPITAL			1	100%	1
SKY RIDGE MEDICAL CENTER - MICRO			1	100%	1
APPLECARE URGENT CARE KINGSLAND			1	100%	1
MEDICAL SPECIALISTS OF THE PALM BEACHES INC			1	100%	1
SHAMRA MEDICAL LABORATORY			1	100%	1
LAKEVIEW REGIONAL HOSPITAL			1	100%	1
USCG ABBOTT BINAXNOW			1	100%	1
ALLIANCE MD DIRECT PRIMARY CARE			1	100%	1
BIOMAT ORLANDO		1			1
ADVANCED HEALTHCARE ASSOCIATES		1			1
MOUNT ST MARYS HOSPITAL OF NIAGARA FALLS			1	100%	1
HARBORCHASE OF VILLAGES CROSSING			1	100%	1
EXAC CARE CROSSVILLE		1			1
MINUTECLINIC, LLC #4507		1			1
TAYLOR COUNTY HEALTH DEPARTMENT			1	100%	1
ACUPATH LABORATORIES INC			1	100%	1
URGENT CARE OF FORT LAUDERDALE INC			1	100%	1
CVS NV5286POCT HENDERSON		1			1
LAKELAND REGIONAL HEALTH GRASSLANDS		1			1
CLEVELAND CLINIC AKRON GENERAL			1	100%	1

# COVID-19: testing by laboratory

Data through Jan 29, 2021 verified as of Jan 30, 2021 at 09:25 AM

Data in this report are provisional and subject to change.

The numbers in the table below represent the number of Florida and non-Florida residents for whom test results were received by the Department of Health. A person can be tested by more than one laboratory and can have both positive and negative results. **Therefore, the sum of the numbers in each column will be larger than the total number of people tested.**

Reporting lab	Inconclusive	Negative	Positive	Percent positive	Total
COLUMBIA CREST CARE & RAHAB		1			1
MEDERI CARETENDERS			1	100%	1
CVS AZ9210POCT SCOTTSDALE		1			1
MEA PRIMARY CARE PLUS BYRAM			1	100%	1
MEDICAL ASSOCIATES OF PINELLAS - LAB			1	100%	1
PORT ORANGE NURSING & REHAB			1	100%	1
West Bay of Tampa Center			1	100%	1
FAST PACE URGENT CARE			1	100%	1
CHC SOUTHWEST FLORIDA LAB-LIVE			1	100%	1
LIBERTY HEALTH CENTER			1	100%	1
NYU WINTHROP HOSPITAL PATHOLOGY		1			1
SPARTANBURG REGIONAL MEDICAL CENTER			1	100%	1
ACCESS MEDICAL GROUP OF TAMPA INC			1	100%	1
SOUTHWEST FLORIDA DIVISION LAB			1	100%	1
INFECTION CONTROL DEPT			1	100%	1
CSL PLASMA LAB			1	100%	1
PRIMARY AND URGENT CARE			1	100%	1
HEALTHCARE FOR THE HOMELESS			1	100%	1
LSU MEDICAL CENTER			1	100%	1
Oakland Nursing and Rehabilitation Center		1			1
CVS TX7827POCT ROUND ROCK		1			1
MCH PHYSICIANS GROUP			1	100%	1
Valley Center (WV)			1	100%	1
PRIMARY CARE & PEDIATRICS - SHEPHERSTOWN		1			1
MY URGENT CARE CLINIC			1	100%	1
VA COMMUNITY BASED CLINIC - LAKE CITY			1	100%	1
CLEMENT MANOR HEALTH CENTER		1			1
SACRED HEART HEALTH SYSTEM- MIDWIFE PROGRAM			1	100%	1
ACCOMPLISHED HOME CARE		1			1
PROGRESSIVE MEDICAL LAB LLC			1	100%	1
FAMILY MEDICINE AT CELEBRATION		1			1
PIONEER CLINICAL RESEARCH LLC			1	100%	1
DAVENPORT PEDIATRICS CLERMONT PA		1			1
CHI ST VINCENT LITTLE ROCK DIAGNOSTIC CLINIC			1	100%	1
MEMORIAL HERMANN KATY HOSPITAL			1	100%	1
CVS PA2687POCT EXTON		1			1
POINTE MEDICAL SERVICES INC			1	100%	1
Bethany Manor		1			1
Jacaranda Manor			1	100%	1
CVS AZ10529POCT SCOTTSDALE		1			1
UNIVERSITY OF ILLINOIS VETERINARY DIAG		1			1
CROSS CREEK HEALTH CARE		1			1
AFFILIATED LABORATORIES INC			1	100%	1
Douglas County Health Center		1			1
MEDEXPRESS URGENT CARE, MOSSIDE		1			1
HUDSON REGIONAL HOSPITAL			1	100%	1
ELLIS HOSPITAL URGENT CARE CENTER LAB		1			1

# COVID-19: testing by laboratory

Data through Jan 29, 2021 verified as of Jan 30, 2021 at 09:25 AM

Data in this report are provisional and subject to change.

The numbers in the table below represent the number of Florida and non-Florida residents for whom test results were received by the Department of Health. A person can be tested by more than one laboratory and can have both positive and negative results. **Therefore, the sum of the numbers in each column will be larger than the total number of people tested.**

Reporting lab	Inconclusive	Negative	Positive	Percent positive	Total
CULVER CITY URGENT CARE			1	100%	1
Kroger 409 - The Little Clinic Hebron Marketplace			1	100%	1
LARKIN COMMUNITY HOSPITAL PALM SPRINGS CAMPUS			1	100%	1
NEMOURS CHILDRENS PRIMARY CARE CLERMONT			1	100%	1
SUTTER GOULD MEDICAL FOUNDATION			1	100%	1
THE MEDICAL CENTER AT BOWLING GREEN			1	100%	1
MEMORIAL SATILLA HEALTH			1	100%	1
FLORIDA STATE UNIVERSITY HEALTH SERVICES			1	100%	1
NORTH MANATEE HEALTH CARE CENTER			1	100%	1
CEPERO PEDIATRICS PA			1	100%	1
NEW ERA HEALTH CENTER INC		1			1
SHANNON CLARK OD, PA			1	100%	1
CENTRAL TX URGENT CARE			1	100%	1
OAK HAVEN REHAB AND NURSING CENTER			1	100%	1
MAYO CLINIC OUTPATIENT DIALYSIS CENTER			1	100%	1
ST MICHAEL'S ELITE MEDICAL HOSPITAL			1	100%	1
SUMMERFIELD PAIN MANAGEMENT			1	100%	1
CATHEDRAL GERONTOLOGY CENTER DBA CATHEDRAL CARES			1	100%	1
ST. JOHN HOSPITAL & MEDICAL CENTER			1	100%	1
MANOR CARE OF DELRAY BEACH FL LLC		1			1
PROGENESIS INC			1	100%	1
KIOSK MEDICINE OF KENTUCKY LLC		1			1
HILTON HEAD HOSPITAL/INPATIENT			1	100%	1
MAYO CLINICAL LABORATORIES		1			1
LAKE PEDIATRICS			1	100%	1
ST. MICHAEL'S ELITE HOSPITAL			1	100%	1
NORTH SHORE HEMATOLOGY-ONCOLOGY ASSOCIATES		1			1
SPHERE DX			1	100%	1
LCMC LAB SUBSECTION		1			1
UNIVERSITY OF IOWA HOSPITALS & CLINICS			1	100%	1
VETERANS AFFAIRS MEDICAL CENTER - EAST ORANGE			1	100%	1
TITUSVILLE REHABILITATION AND NURSING CENTER		1			1
HUNEYCUTT FAMILY PRACTICE			1	100%	1
FLORIDA HOME HEALTH			1	100%	1
LEXINGTON PLACE SENIOR LIVING COMMUNITY		1			1
El Paso Health Care Center			1	100%	1
LOWER KEYS COMMUNITY HEALTH CENTER			1	100%	1
ManorCare Health Services Camp Hill		1			1
JACKSON MADISON CO. GEN. HOSPITAL			1	100%	1
CLINICAL CARE, INC			1	100%	1
ORLANDO HEALTH MEDICAL GROUP			1	100%	1
HALIFAX HEALTH PRIMARY CARE			1	100%	1
DOCTORS CARE - GREER		1			1
CVS OH3301POCT WOODMERE		1			1
BEAUMONT HOSPITAL			1	100%	1
MINUTE CLINIC DIAGNOSTIC PA			1	100%	1
Bivins Pointe			1	100%	1

# COVID-19: testing by laboratory

Data through Jan 29, 2021 verified as of Jan 30, 2021 at 09:25 AM

Data in this report are provisional and subject to change.

The numbers in the table below represent the number of Florida and non-Florida residents for whom test results were received by the Department of Health. A person can be tested by more than one laboratory and can have both positive and negative results. **Therefore, the sum of the numbers in each column will be larger than the total number of people tested.**

Reporting lab	Inconclusive	Negative	Positive	Percent positive	Total
JOHN PETER SMITH HOSPITAL- OB TRIAGE			1	100%	1
CVS PA10034POCT PITTSBURGH		1			1
PUTNAM CO HOSPITAL-D/B/A ASBURY TOWERS		1			1
CIRRUS DX			1	100%	1
INTERMOUNTAIN HEALTHCARE LABORATORY SERVICES			1	100%	1
MARYLAND DEPARTMENT OF HEALTH AND MENTAL HYGIENE			1	100%	1
THE HOSPITALS OF PROVIDENCE EMERGENCY ROOM			1	100%	1
LIFE CARE CENTER OF GWINNETT		1			1
ULTIMATE KIDNEY CARE			1	100%	1
PRIMEX CLINICAL LABORATORIES INC			1	100%	1
Vibrallife of El Paso Rehabilitation Center			1	100%	1
Kroger 518 - The Little Clinic Hermitage		1			1
LAKE MARY OPTUM FLORIDA			1	100%	1
OCALA REGIONAL KIDNEY CENTER EAST			1	100%	1
PARTNERS IN PRIMARY CARE		1			1
PALM SPRINGS GENERAL HOSPITAL			1	100%	1
HEALTH ALLIANCE			1	100%	1
ALIMETRIX INC		1			1
VIRGINIA UROLOGY		1			1
CVS MA2297677CV BOSTON		1			1
URGENT TEAM MANAGEMENT OF TENNESSEE, L			1	100%	1
Kroger 407 - The Little Clinic Lexington		1			1
MID-FLORIDA CANCER CENTERS		1			1
SHP WESTCHESTER LLC		1			1
BEST CARE COMMUNITY AND FAMILY HEALTH CENTER INC			1	100%	1
FIU HEALTH CARE CENTER			1	100%	1
JMC TALLAHASSEE, LLC			1	100%	1
MARYLAND DEPARTMENT OF HEALTH AND MENTAL HYGIENE-LABORATORIES			1	100%	1
LAKELAND MEDICAL CENTER			1	100%	1
Alden Lincoln Park			1	100%	1
DECATUR MORGAN HOSPITAL - DECATUR GENE		1			1
Niles Nursing and Rehab. Center		1			1
Kroger 768 - The Little Clinic Leestown Rd		1			1
Heartland Health Care Center Jacksonville			1	100%	1
Parkview Care Center			1	100%	1
MEDEXPRESS URGENT CARE - CONWAY		1			1
MEDEXPRESS URGENT CARE - RUSSELLVILLE, W MAIN ST		1			1
CVS MA1006POCT BROCKTON		1			1
DELAWARE DEPARTMENT OF HEATH			1	100%	1
ADVANCE MD CARE			1	100%	1
EAST COAST INSTITUTE FOR RESEARCH LLC			1	100%	1
MEMORIAL HOSPITAL OF TAMPA			1	100%	1
ADVENT HEALTH MEDICAL GROUP FAMILY AND INTERNAL MEDICINE AT AVALON PAR			1	100%	1
FREDERICK AVENUE GROUP HOME		1			1
MIAMI-DADE COUNTY HEALTH DEPT.		1			1
HEALGEN SCIENTIFIC			1	100%	1
Alden North Shore			1	100%	1

# COVID-19: testing by laboratory

Data through Jan 29, 2021 verified as of Jan 30, 2021 at 09:25 AM

Data in this report are provisional and subject to change.

The numbers in the table below represent the number of Florida and non-Florida residents for whom test results were received by the Department of Health. A person can be tested by more than one laboratory and can have both positive and negative results. **Therefore, the sum of the numbers in each column will be larger than the total number of people tested.**

Reporting lab	Inconclusive	Negative	Positive	Percent positive	Total
GUIDEWELL EMERGENCY MEDICINE DOCTORS LLC #33			1	100%	1
JACK M MATHENY II MD			1	100%	1
TRUMAN MEDICAL CENTER - HOSPITAL HILL			1	100%	1
SOUTH FLORIDA RESEARCH ORGANIZATION			1	100%	1
Ravenwood Speciality Care		1			1
ALPHA CLINICAL LABORATORY CORP.			1	100%	1
MED TECH CLINICAL LABORATORY		1			1
Cooperstown Center for Nursing and Rehabillitation		1			1
Manassas Health & Rehab			1	100%	1
WINCHESTER HOSPITAL			1	100%	1
MISSION HOSPITAL – MEMORIAL CAMPUS			1	100%	1
ARTESIAN HOME		1			1
Lutheran Community at Telford		1			1
CONCORDIA MANOR			1	100%	1
Kroger 618 - The Little Clinic Trail Creek Village		1			1
AZALEALAND NURSING HOME		1			1
PUBLIX PHARMACY #1114			1	100%	1
SIGNATURE CARE MEMORIAL CITY			1	100%	1
MINUTECLINIC, LLC #07876			1	100%	1
MAYO CLINIC BEACHES PRIMARY CARE CTR		1			1
Cornerstone at the Ranch		1			1
APOPKA FAMILY HEALTH CENTER			1	100%	1
NANCY M WORTHINGTON MD PA			1	100%	1
MEDAILLE COLLEGE WELLNESS CENTER		1			1
CENTRAL FLORIDA HOSPITALIST			1	100%	1
EVEXIA DIAGNOSTICS			1	100%	1
MEDCOR CORPORATE CLINIC			1	100%	1
HUMC		1			1
PALM BEACH COUNTY SHERIFF OFFICE			1	100%	1
TREASURE COAST MEDICAL CONCIERGE LLC			1	100%	1
BEAUMONT REFERENCE LABORATORY			1	100%	1
MEMORIAL HOSPITAL MIRAMAR WAIVED TESTING			1	100%	1
EASTSIDE URGENT CARE			1	100%	1
PATHOLOGY		1			1
<b>Total</b>	<b>78,653</b>	<b>14,649,647</b>	<b>2,194,399</b>	<b>13%</b>	<b>16,922,699</b>