

COVID-19: summary of cases and monitoring

Data through Jan 30, 2021 verified as of Jan 31, 2021 at 09:25 AM

Data in this report are provisional and subject to change.

Cases: people with positive PCR or antigen test result		Cases: people with positive PCR or antigen test result	
Total cases		Risk factors for Florida residents	
Florida residents	1,689,700	Traveled	13,820
Non-Florida residents	31,677	Contact with a known case	633,837
Type of testing		Traveled and contact with a known case	18,810
Florida residents	1,689,700	Neither	1,023,233
Positive by BPHL/CDC	60,599	No travel and no contact	192,959
Positive by commercial/hospital lab	1,629,101	Travel is unknown	610,192
PCR positive	1,394,061	Contact is unknown	368,731
Antigen positive	295,639	Contact is pending	403,448
Non-Florida residents	31,677	Travel can be unknown and contact can be unknown or pending for the same case, these numbers will sum to more than the "neither" total.	
Positive by BPHL/CDC	813		
Positive by commercial/hospital lab	30,864		
PCR positive	22,466		
Antigen positive	9,211		
Characteristics			
Florida residents hospitalized	72,294		
Florida resident deaths	26,479		
Non-Florida resident deaths	436		
Hospitalized counts include anyone who was hospitalized at some point during their illness. It does not reflect the number of people currently hospitalized.			
More information on deaths identified through death certificate data is available on the National Center for Health Statistics website at www.cdc.gov/nchs/nvss/vsrr/COVID19/index.htm .			

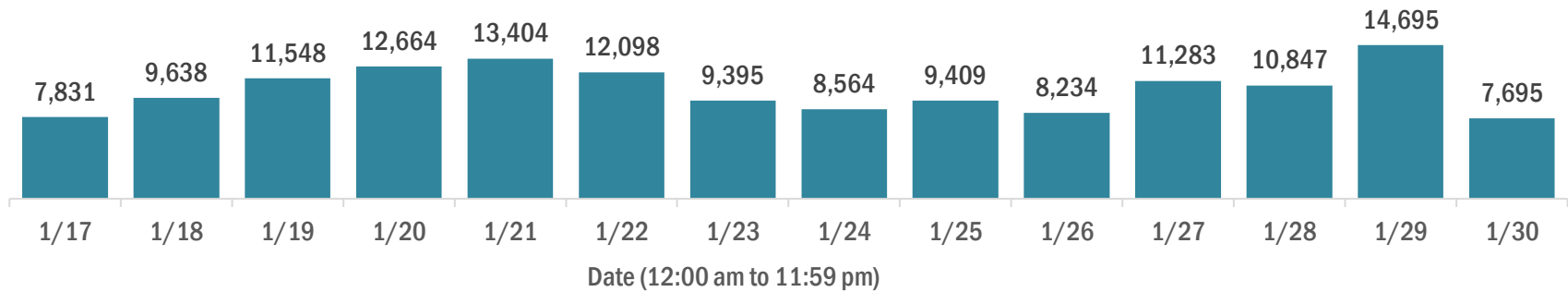
COVID-19: summary of laboratory testing

Data through Jan 30, 2021 verified as of Jan 31, 2021 at 09:25 AM

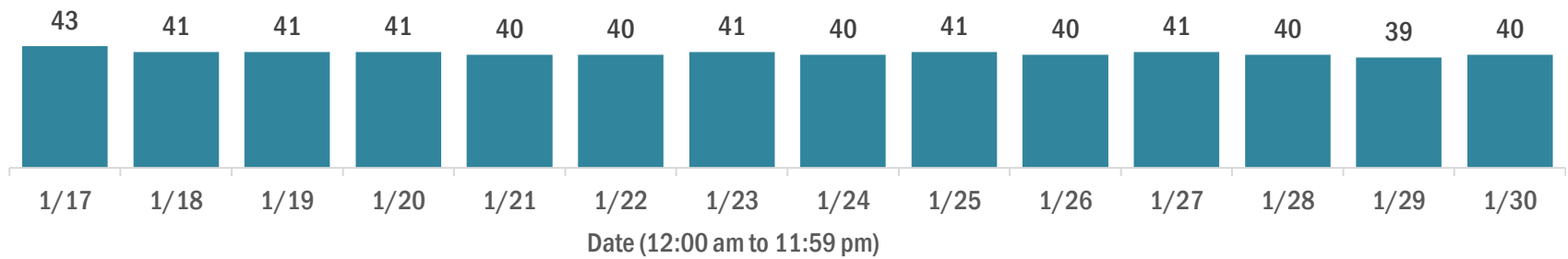
Data in this report are provisional and subject to change.

Cases in Florida residents per day for the past 2 weeks

Number of cases per day



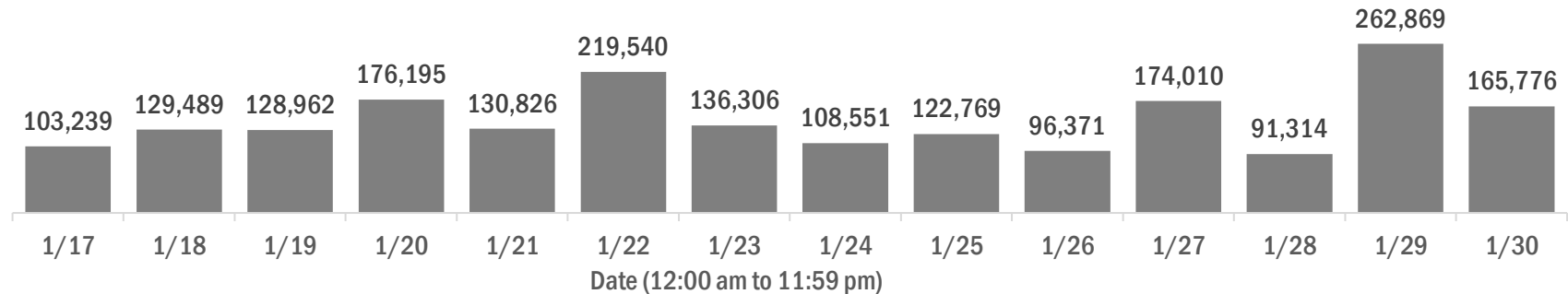
Median age of cases by day



Laboratory testing for Florida residents over the past 2 weeks

Number of Florida residents tested per day

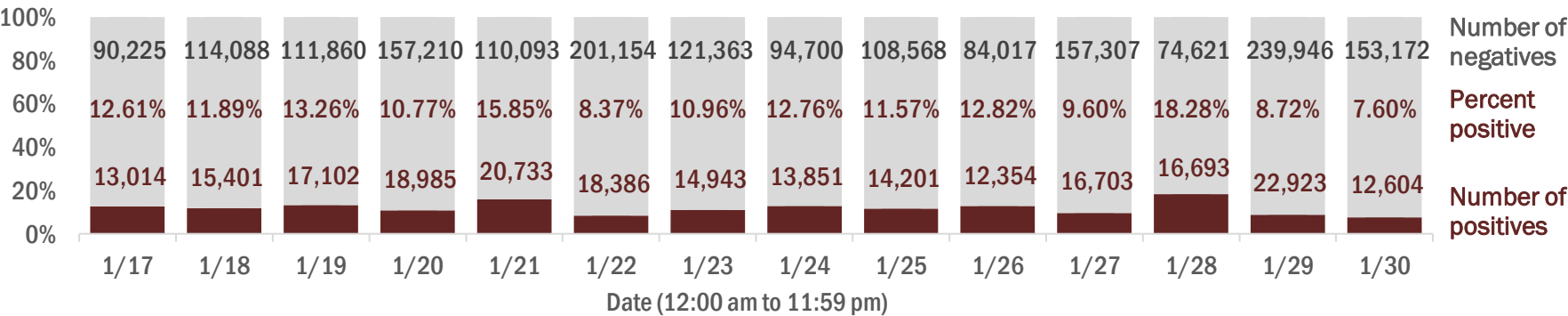
These counts include the number of people for whom the Department received PCR or antigen laboratory results by day. People tested on multiple days will be included for each day a new result was received. A person is only counted once for each day they are tested, regardless of whether multiple specimens are tested or multiple results are received.



Number and percent of Florida residents with positive test results

The percent of positive results ranged from 7.60% to 18.28% over the past 2 weeks and was 7.60% yesterday.

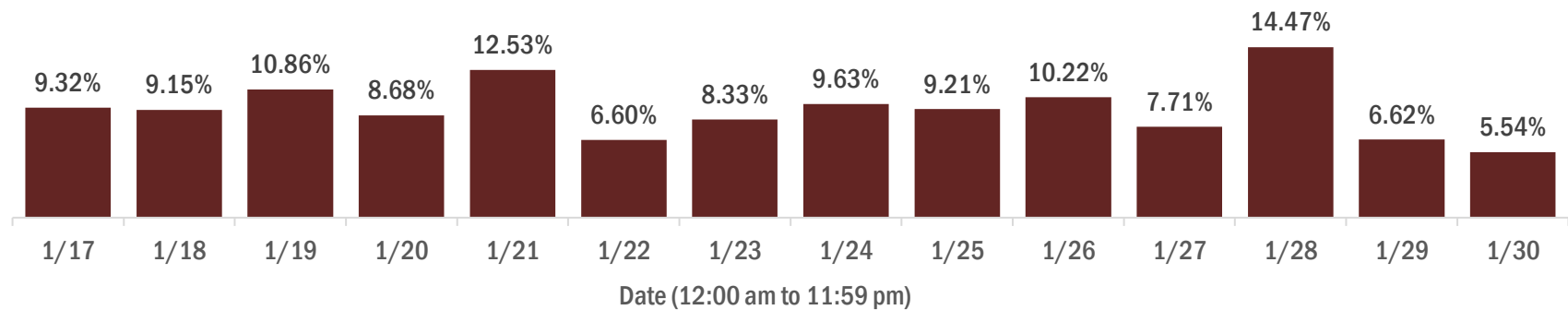
These counts include the number of people for whom the Department received PCR or antigen laboratory results by day. People tested on multiple days will be included for each day a new result was received. A person is only counted once for each day they are tested, regardless of whether multiple specimens are tested or multiple results are received. If a person has a positive specimen and a negative specimen in the same day, only the positive result is counted.



Percent positivity for new cases in Florida residents

The percent of positive results ranged from 5.54% to 14.47% over the past 2 weeks and was 5.54% yesterday.

This percent is the number of people who test PCR- or antigen-positive for the first time divided by all the people tested that day, excluding people who have previously tested positive.



COVID-19: characteristics of 1,689,700 Florida resident cases

Data through Jan 30, 2021 verified as of Jan 31, 2021 at 09:25 AM

Data in this report are provisional and subject to change.

Age group	Cases		Hospitalizations		Deaths	
0-4 years	32,299	<div><div></div></div> 2%	470	<div><div></div></div> 1%	0	0%
5-14 years	98,369	<div><div></div></div> 6%	438	<div><div></div></div> 1%	5	0%
15-24 years	259,846	<div><div></div></div> 15%	1,786	<div><div></div></div> 2%	39	0%
25-34 years	296,491	<div><div></div></div> 18%	3,602	<div><div></div></div> 5%	140	1%
35-44 years	262,082	<div><div></div></div> 16%	5,420	<div><div></div></div> 7%	397	1%
45-54 years	258,214	<div><div></div></div> 15%	8,319	<div><div></div></div> 12%	1,001	4%
55-64 years	222,505	<div><div></div></div> 13%	12,243	<div><div></div></div> 17%	2,854	11%
65-74 years	141,600	<div><div></div></div> 8%	14,986	<div><div></div></div> 21%	5,636	21%
75-84 years	79,063	<div><div></div></div> 5%	14,854	<div><div></div></div> 21%	8,004	30%
85+ years	38,007	<div><div></div></div> 2%	10,171	<div><div></div></div> 14%	8,403	32%
Unknown	1,224	<div><div></div></div> 0%	5	<div><div></div></div> 0%	0	0%
Total	1,689,700		72,294		26,479	

Gender	Cases	
Female	882,557	<div><div></div></div> 52%
Male	794,446	<div><div></div></div> 47%
Unknown	12,697	<div><div></div></div> 1%
Total	1,689,700	

Ethnicity	Cases		Hospitalizations		Deaths	
Hispanic	531,795	<div><div></div></div> 31%	18,654	<div><div></div></div> 26%	6,220	<div><div></div></div> 23%
Non-Hispanic	793,849	<div><div></div></div> 47%	49,862	<div><div></div></div> 69%	18,380	<div><div></div></div> 69%
Unknown	364,056	<div><div></div></div> 22%	3,778	<div><div></div></div> 5%	1,879	<div><div></div></div> 7%
Total	1,689,700		72,294		26,479	

Race and ethnicity	Cases		Hospitalizations		Deaths	
White	928,238	<div><div></div></div> 55%	46,758	<div><div></div></div> 65%	19,176	<div><div></div></div> 72%
Hispanic	353,595	<div><div></div></div> 21%	13,173	<div><div></div></div> 18%	4,907	<div><div></div></div> 19%
Non-Hispanic	502,615	<div><div></div></div> 30%	32,040	<div><div></div></div> 44%	13,348	<div><div></div></div> 50%
Unknown	72,028	<div><div></div></div> 4%	1,545	<div><div></div></div> 2%	921	<div><div></div></div> 3%
Black	221,527	<div><div></div></div> 13%	15,093	<div><div></div></div> 21%	4,299	<div><div></div></div> 16%
Hispanic	12,685	<div><div></div></div> 1%	624	<div><div></div></div> 1%	169	<div><div></div></div> 1%
Non-Hispanic	189,300	<div><div></div></div> 11%	14,129	<div><div></div></div> 20%	3,966	<div><div></div></div> 15%
Unknown	19,542	<div><div></div></div> 1%	340	<div><div></div></div> 0%	164	<div><div></div></div> 1%
Other race	246,430	<div><div></div></div> 15%	8,227	<div><div></div></div> 11%	2,135	<div><div></div></div> 8%
Hispanic	124,493	<div><div></div></div> 7%	4,393	<div><div></div></div> 6%	982	<div><div></div></div> 4%
Non-Hispanic	83,695	<div><div></div></div> 5%	3,445	<div><div></div></div> 5%	967	<div><div></div></div> 4%
Unknown	38,242	<div><div></div></div> 2%	389	<div><div></div></div> 1%	186	<div><div></div></div> 1%
Unknown race	293,505	<div><div></div></div> 17%	2,216	<div><div></div></div> 3%	869	<div><div></div></div> 3%
Hispanic	41,022	<div><div></div></div> 2%	464	<div><div></div></div> 1%	162	<div><div></div></div> 1%
Non-Hispanic	18,239	<div><div></div></div> 1%	248	<div><div></div></div> 0%	99	<div><div></div></div> 0%
Unknown	234,244	<div><div></div></div> 14%	1,504	<div><div></div></div> 2%	608	<div><div></div></div> 2%
Total	1,689,700		72,294		26,479	

Hospitalization counts include anyone who was hospitalized at some point during their illness. It does not reflect the number of people currently hospitalized. **Other race** includes any person with a race of American Indian/Alaskan native, Asian, native Hawaiian/Pacific Islander, or other.

COVID-19: deaths in Florida residents and staff of long-term care facilities

Data through Jan 30, 2021 verified as of Jan 31, 2021 at 09:25 AM

Data in this report are provisional and subject to change.

For current cases in residents or staff of long-term care facilities, please visit: <https://floridahealthcovid19.gov/>

County	Deaths		County	Deaths		County	Deaths	
Dade	949	<div></div> 10%	Martin	138	<div></div> 1%	Gilchrist	17	<div></div> 0%
Palm Beach	919	<div></div> 10%	Hernando	130	<div></div> 1%	Calhoun	14	<div></div> 0%
Pinellas	783	<div></div> 8%	Osceola	121	<div></div> 1%	Gadsden	13	<div></div> 0%
Broward	562	<div></div> 6%	Charlotte	114	<div></div> 1%	Washington	13	<div></div> 0%
Hillsborough	484	<div></div> 5%	Indian River	102	<div></div> 1%	Gulf	12	<div></div> 0%
Polk	387	<div></div> 4%	Clay	95	<div></div> 1%	Wakulla	12	<div></div> 0%
Brevard	342	<div></div> 4%	Jackson	82	<div></div> 1%	Baker	10	<div></div> 0%
Sarasota	328	<div></div> 3%	Leon	79	<div></div> 1%	Bradford	10	<div></div> 0%
Duval	317	<div></div> 3%	Bay	75	<div></div> 1%	Holmes	10	<div></div> 0%
Orange	317	<div></div> 3%	St. Johns	75	<div></div> 1%	Jefferson	10	<div></div> 0%
Lee	316	<div></div> 3%	Highlands	69	<div></div> 1%	Lafayette	8	<div></div> 0%
Volusia	237	<div></div> 3%	Santa Rosa	66	<div></div> 1%	Desoto	7	<div></div> 0%
Escambia	227	<div></div> 2%	Suwannee	56	<div></div> 1%	Flagler	5	<div></div> 0%
St. Lucie	219	<div></div> 2%	Alachua	53	<div></div> 1%	Franklin	5	<div></div> 0%
Marion	213	<div></div> 2%	Columbia	46	<div></div> 0%	Levy	4	<div></div> 0%
Seminole	204	<div></div> 2%	Sumter	38	<div></div> 0%	Monroe	3	<div></div> 0%
Pasco	189	<div></div> 2%	Nassau	32	<div></div> 0%	Taylor	3	<div></div> 0%
Collier	169	<div></div> 2%	Putnam	27	<div></div> 0%	Hardee	2	<div></div> 0%
Manatee	168	<div></div> 2%	Walton	24	<div></div> 0%	Dixie	1	<div></div> 0%
Lake	157	<div></div> 2%	Okeechobee	21	<div></div> 0%	Liberty	1	<div></div> 0%
Citrus	155	<div></div> 2%	Hendry	20	<div></div> 0%			
Okaloosa	142	<div></div> 2%	Madison	19	<div></div> 0%	Total	9,426	

Note: cases are summarized by the county of usual residence. Residents and staff may be cases associated with facilities that are not in their county of usual residence, resulting in cases being included below for counties that do not have facilities with known cases.

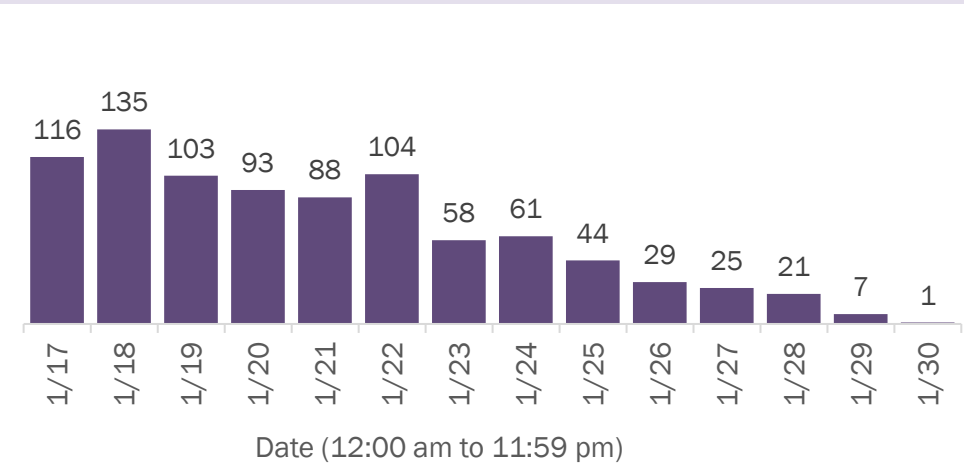
COVID-19: cases in Florida residents who have died

Data through Jan 30, 2021 verified as of Jan 31, 2021 at 09:25 AM

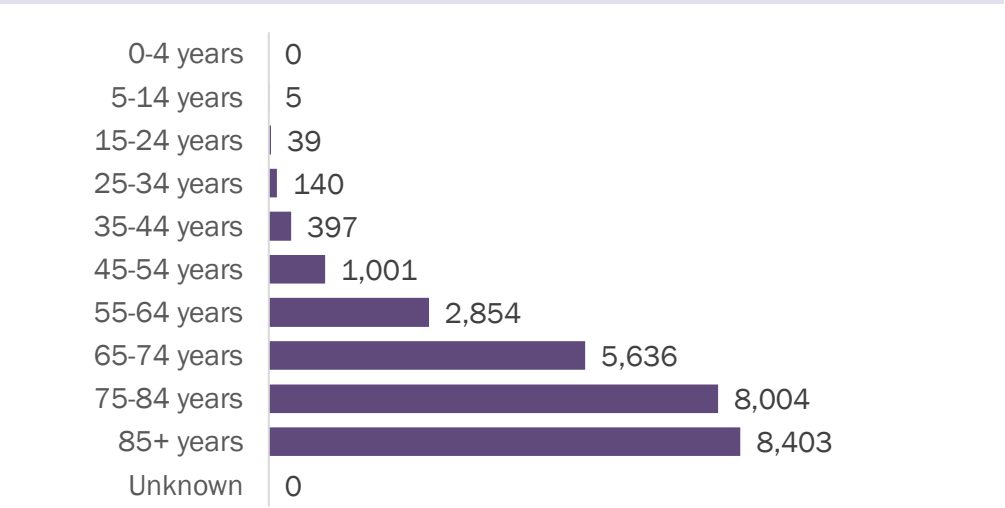
Data in this report are provisional and subject to change.

Demographics for all identified COVID-19 deaths: 26,479

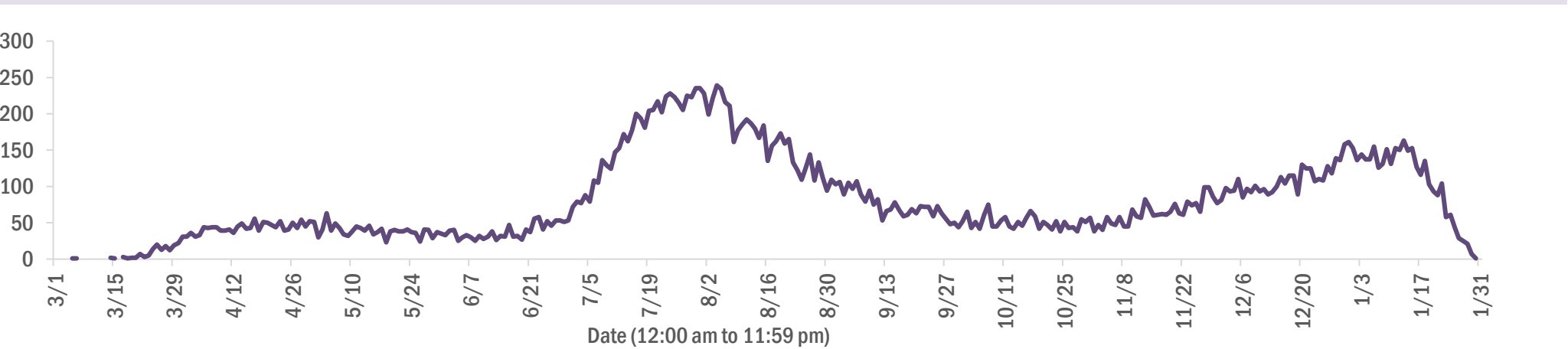
Deaths by date of death for the past 2 weeks



Deaths by age group



Deaths by date of death since March 2020



Age group	Deaths	Cases	Case fatality rate	Mortality rate per 100,000 population
0-4 years	0	32,299	0.0%	0.0
5-14 years	5	98,369	0.0%	0.2
15-24 years	39	259,846	0.0%	1.6
25-34 years	140	296,491	0.0%	4.9
35-44 years	397	262,082	0.2%	15.2
45-54 years	1,001	258,214	0.4%	35.9
55-64 years	2,854	222,505	1.3%	98.7
65-74 years	5,636	141,600	4.0%	232.2
75-84 years	8,004	79,063	10.1%	570.0
85+ years	8,403	38,007	22.1%	1455.0
Unknown	0	1,224	0.0%	
Total	26,479	1,689,700	1.6%	122.6

Race	Deaths	Cases	Case fatality rate	Mortality rate per 100,000 population
White	19,176	928,238	2.1%	114.8
Black	4,299	221,527	1.9%	117.5
Other	2,135	246,430	0.9%	171.6
Unknown	869	293,505	0.3%	
Total	26,479	1,689,700	1.6%	122.6

Gender	Deaths	Cases	Case fatality rate	Mortality rate per 100,000 population
Female	11,645	882,557	1.3%	105.5
Male	14,834	794,446	1.9%	140.5
Unknown	0	12,697	0.0%	
Total	26,479	1,689,700	1.6%	122.6

Ethnicity	Deaths	Cases	Case fatality rate	Mortality rate per 100,000 population
Hispanic	6,220	531,795	1.2%	109.5
Non-Hispanic	18,380	793,849	2.3%	115.4
Unknown	1,879	364,056	0.5%	
Total	26,479	1,689,700	1.6%	122.6

COVID-19: characteristics of 1,689,700 cases

Data through Jan 30, 2021 verified as of Jan 31, 2021 at 09:25 AM

Data in this report are provisional and subject to change.

Tables below include cases in Florida residents and non-Florida residents.

All 67 Florida counties have cases:

County	FL resident cases		Non-FL resident cases	Total cases	FL resident deaths	FL death rate
Dade	367,514	<div></div> 22%	4,606	372,120	4,874	1.3%
Broward	170,802	<div></div> 10%	2,062	172,864	2,092	1.2%
Palm Beach	105,450	<div></div> 6%	1,792	107,242	2,166	2.1%
Orange	102,019	<div></div> 6%	1,318	103,337	940	0.9%
Hillsborough	99,911	<div></div> 6%	853	100,764	1,293	1.3%
Duval	80,585	<div></div> 5%	1,342	81,927	911	1.1%
Pinellas	58,013	<div></div> 3%	1,462	59,475	1,289	2.2%
Lee	50,964	<div></div> 3%	1,689	52,653	794	1.6%
Polk	50,129	<div></div> 3%	345	50,474	967	1.9%
Osceola	33,065	<div></div> 2%	543	33,608	374	1.1%
Volusia	30,472	<div></div> 2%	489	30,961	535	1.8%
Escambia	27,719	<div></div> 2%	3,223	30,942	528	1.9%
Pasco	29,346	<div></div> 2%	262	29,608	539	1.8%
Brevard	28,871	<div></div> 2%	474	29,345	654	2.3%
Manatee	28,064	<div></div> 2%	525	28,589	498	1.8%
Collier	26,887	<div></div> 2%	923	27,810	404	1.5%
Leon	25,683	<div></div> 2%	820	26,503	231	0.9%
Sarasota	23,647	<div></div> 1%	1,112	24,759	624	2.6%
Marion	24,407	<div></div> 1%	103	24,510	588	2.4%
Seminole	23,975	<div></div> 1%	178	24,153	373	1.6%
Lake	21,524	<div></div> 1%	300	21,824	425	2.0%
Alachua	20,417	<div></div> 1%	238	20,655	171	0.8%
St. Lucie	19,383	<div></div> 1%	127	19,510	488	2.5%
St. Johns	18,071	<div></div> 1%	257	18,328	166	0.9%
Okaloosa	16,525	<div></div> 1%	182	16,707	286	1.7%
Bay	15,969	<div></div> 1%	646	16,615	290	1.8%
Santa Rosa	15,290	<div></div> 1%	196	15,486	215	1.4%
Clay	15,351	<div></div> 1%	36	15,387	244	1.6%
Hernando	9,868	<div></div> 1%	80	9,948	342	3.5%
Indian River	9,713	<div></div> 1%	82	9,795	227	2.3%
Charlotte	9,574	<div></div> 1%	145	9,719	299	3.1%
Martin	9,456	<div></div> 1%	174	9,630	239	2.5%
Citrus	8,615	<div></div> 1%	61	8,676	344	4.0%
Columbia	7,203	<div></div> 0%	32	7,235	143	2.0%
Sumter	7,030	<div></div> 0%	74	7,104	186	2.6%

County	FL resident cases		Non-FL resident cases	Total cases	FL resident deaths	FL death rate
Nassau	6,590	<div></div> 0%	396	6,986	94	1.4%
Highlands	6,421	<div></div> 0%	67	6,488	263	4.1%
Walton	5,684	<div></div> 0%	610	6,294	68	1.2%
Jackson	5,602	<div></div> 0%	63	5,665	133	2.4%
Putnam	5,448	<div></div> 0%	15	5,463	101	1.9%
Monroe	5,089	<div></div> 0%	280	5,369	40	0.8%
Flagler	5,229	<div></div> 0%	65	5,294	70	1.3%
Gadsden	5,077	<div></div> 0%	15	5,092	70	1.4%
Suwannee	4,818	<div></div> 0%	26	4,844	117	2.4%
Hendry	4,033	<div></div> 0%	18	4,051	55	1.4%
Desoto	3,355	<div></div> 0%	17	3,372	67	2.0%
Unknown	256	<div></div> 0%	3,078	3,334	0	0.0%
Okeechobee	3,238	<div></div> 0%	35	3,273	64	2.0%
Baker	3,020	<div></div> 0%	14	3,034	48	1.6%
Wakulla	2,950	<div></div> 0%	10	2,960	41	1.4%
Bradford	2,646	<div></div> 0%	10	2,656	38	1.4%
Hardee	2,570	<div></div> 0%	13	2,583	23	0.9%
Levy	2,543	<div></div> 0%	9	2,552	23	0.9%
Taylor	2,485	<div></div> 0%	6	2,491	34	1.4%
Washington	2,441	<div></div> 0%	21	2,462	34	1.4%
Holmes	2,052	<div></div> 0%	31	2,083	42	2.0%
Madison	1,808	<div></div> 0%	26	1,834	37	2.0%
Gulf	1,675	<div></div> 0%	22	1,697	32	1.9%
Union	1,663	<div></div> 0%	1	1,664	70	4.2%
Lafayette	1,531	<div></div> 0%	0	1,531	23	1.5%
Calhoun	1,528	<div></div> 0%	2	1,530	36	2.4%
Hamilton	1,485	<div></div> 0%	16	1,501	17	1.1%
Dixie	1,391	<div></div> 0%	3	1,394	13	0.9%
Jefferson	1,274	<div></div> 0%	22	1,296	22	1.7%
Franklin	1,206	<div></div> 0%	29	1,235	10	0.8%
Gilchrist	1,220	<div></div> 0%	3	1,223	28	2.3%
Liberty	992	<div></div> 0%	1	993	14	1.4%
Glades	868	<div></div> 0%	2	870	13	1.5%
Total	1,689,700		31,677	1,721,377	26,479	1.6%

COVID-19: characteristics of 1,689,700 Florida resident cases

Data through Jan 30, 2021 verified as of Jan 31, 2021 at 09:25 AM

Data in this report are provisional and subject to change.

The table below includes the cities and counties of residence for cases in Florida residents based on the patient's ZIP Code. Note that city is not always received as part of the initial notification and may be missing while the case is being investigated.

City and county	Cases
Miami, Dade	213,366
Orlando, Orange	75,905
Jacksonville, Duval	75,673
Tampa, Hillsborough	58,709
Hialeah, Dade	52,059
Fort Lauderdale, Broward	37,145
Hollywood, Broward	32,904
West Palm Beach, Palm Beach	25,887
Kissimmee, Osceola	25,630
Tallahassee, Leon	24,746
Pensacola, Escambia	22,962
Naples, Collier	22,597
Homestead, Dade	21,884
Saint Petersburg, Pinellas	21,585
Fort Myers, Lee	20,303
Bradenton, Manatee	18,449
Ocala, Marion	18,175
Boca Raton, Palm Beach	17,858
Lakeland, Polk	17,612
Pompano Beach, Broward	16,880
Gainesville, Alachua	16,298
Sarasota, Sarasota	14,583
Lake Worth, Palm Beach	12,913
Port Saint Lucie, St. Lucie	12,759
Cape Coral, Lee	12,738
Clearwater, Pinellas	11,432
Miami Beach, Dade	11,259
Miramar, Broward	11,139
Boynton Beach, Palm Beach	10,211
Panama City, Bay	10,156
Doral, Dade	9,854
Saint Augustine, St. Johns	9,761
Coral Springs, Broward	9,589
Miami Gardens, Dade	9,530
Melbourne, Brevard	8,597
Winter Haven, Polk	8,340
Lehigh Acres, Lee	8,032
Delray Beach, Palm Beach	8,002
Riverview, Hillsborough	7,593
Milton, Santa Rosa	7,463
Vero Beach, Indian River	7,460
Davie, Broward	7,350
New Port Richey, Pasco	6,803
Sunrise, Broward	6,677
Lake City, Columbia	6,611
Palm Bay, Brevard	6,534
Fort Pierce, St. Lucie	6,523
Saint Cloud, Osceola	6,454
Daytona Beach, Volusia	6,387
Largo, Pinellas	6,367
Coral Gables, Dade	6,343
Orange Park, Clay	6,320
Apopka, Orange	6,087
Spring Hill, Hernando	5,917
Plantation, Broward	5,765
Clermont, Lake	5,749
Brandon, Hillsborough	5,731
North Miami Beach, Dade	5,673
Davenport, Polk	5,558

COVID-19: characteristics of 1,689,700 Florida resident cases

Data through Jan 30, 2021 verified as of Jan 31, 2021 at 09:25 AM

Data in this report are provisional and subject to change.

The table below includes the cities and counties of residence for cases in Florida residents based on the patient's ZIP Code. Note that city is not always received as part of the initial notification and may be missing while the case is being investigated.

City and county	Cases
Plant City, Hillsborough	5,404
Weston, Broward	5,370
Sanford, Seminole	5,281
Jupiter, Palm Beach	5,230
Deltona, Volusia	5,205
Deerfield Beach, Broward	4,970
Winter Garden, Orange	4,964
Port Charlotte, Charlotte	4,741
Fort Walton Beach, Okaloosa	4,679
Tamarac, Broward	4,557
Stuart, Martin	4,497
Palm Coast, Flagler	4,425
Crestview, Okaloosa	4,337
Wesley Chapel, Pasco	4,246
Land O Lakes, Pasco	4,231
Deland, Volusia	4,135
Palm Beach Gardens, Palm Beach	4,112
Miami Lakes, Dade	4,106
Coconut Creek, Broward	4,103
Palmetto, Manatee	4,071
Winter Park, Orange	4,055
Margate, Broward	3,974
Palm Harbor, Pinellas	3,972
Wellington, Palm Beach	3,889
Oviedo, Seminole	3,884
Live Oak, Suwannee	3,788
Opa Locka, Dade	3,772
Middleburg, Clay	3,704
Altamonte Springs, Seminole	3,693
Venice, Sarasota	3,603
Port Orange, Volusia	3,602
Lutz, Hillsborough	3,577
North Port, Sarasota	3,527
Haines City, Polk	3,525
Punta Gorda, Charlotte	3,459
Sebring, Highlands	3,439
Brooksville, Hernando	3,437
Ocoee, Orange	3,435
Leesburg, Lake	3,434
Hallandale, Broward	3,407
Valrico, Hillsborough	3,389
Saint Johns, St. Johns	3,298
The Villages, Sumter	3,286
Arcadia, Desoto	3,263
Okeechobee, Okeechobee	3,227
Pembroke Pines, Broward	3,197
Bonita Springs, Lee	3,193
Ormond Beach, Volusia	3,159
Seminole, Pinellas	3,144
Navarre, Santa Rosa	3,101
Immokalee, Collier	3,092
Zephyrhills, Pasco	3,067
Windermere, Orange	2,946
Longwood, Seminole	2,934
Gulf Breeze, Santa Rosa	2,890
Pinellas Park, Pinellas	2,875
North Lauderdale, Broward	2,806
Cantonment, Escambia	2,806
Ruskin, Hillsborough	2,783

COVID-19: characteristics of 1,689,700 Florida resident cases

Data through Jan 30, 2021 verified as of Jan 31, 2021 at 09:25 AM

Data in this report are provisional and subject to change.

The table below includes the cities and counties of residence for cases in Florida residents based on the patient's ZIP Code. Note that city is not always received as part of the initial notification and may be missing while the case is being investigated.

City and county	Cases
Cutler Ridge, Dade	2,749
Niceville, Okaloosa	2,743
North Miami, Dade	2,739
Jacksonville Beach, Duval	2,694
Quincy, Gadsden	2,690
Cocoa, Brevard	2,656
Crawfordville, Wakulla	2,653
Key West, Monroe	2,651
Lake Worth Beach, Palm Beach	2,621
Panama City Beach, Bay	2,601
Palatka, Putnam	2,542
Casselberry, Seminole	2,477
Bartow, Polk	2,464
Hudson, Pasco	2,460
Dade City, Pasco	2,443
Green Cove Springs, Clay	2,405
Fernandina Beach, Nassau	2,375
North Fort Myers, Lee	2,364
Port Richey, Pasco	2,354
Perry, Taylor	2,344
Oakland Park, Broward	2,281
Ponte Vedra Beach, St. Johns	2,280
Marianna, Jackson	2,249
Lake Mary, Seminole	2,245
Auburndale, Polk	2,225
Winter Springs, Seminole	2,189
Kissimmee, Polk	2,189
New Smyrna Beach, Volusia	2,164
Aventura, Dade	2,149
Titusville, Brevard	2,136
Lynn Haven, Bay	2,135
Clewiston, Hendry	2,121
Lake Wales, Polk	2,098
Tarpon Springs, Pinellas	2,096
Merritt Island, Brevard	2,064
Inverness, Citrus	2,062
Fleming Island, Clay	2,004
Belle Glade, Palm Beach	1,965
Eustis, Lake	1,963
Royal Palm Beach, Palm Beach	1,961
Santa Rosa Beach, Walton	1,923
Chipley, Washington	1,907
Wimauma, Hillsborough	1,905
Estero, Lee	1,890
Defuniak Springs, Walton	1,886
Parkland, Broward	1,858
Cooper City, Broward	1,852
Dunedin, Pinellas	1,846
Loxahatchee, Palm Beach	1,831
Labelle, Hendry	1,796
Starke, Bradford	1,780
Holiday, Pasco	1,770
Key Biscayne, Dade	1,767
Sarasota, Manatee	1,737
Destin, Okaloosa	1,717
Rockledge, Brevard	1,700
Mount Dora, Lake	1,691
Avon Park, Highlands	1,673
Odessa, Hillsborough	1,666

COVID-19: characteristics of 1,689,700 Florida resident cases

Data through Jan 30, 2021 verified as of Jan 31, 2021 at 09:25 AM

Data in this report are provisional and subject to change.

The table below includes the cities and counties of residence for cases in Florida residents based on the patient's ZIP Code. Note that city is not always received as part of the initial notification and may be missing while the case is being investigated.

City and county	Cases
Parrish, Manatee	1,662
Mulberry, Polk	1,659
Palm City, Martin	1,638
Tavares, Lake	1,578
Seffner, Hillsborough	1,570
Riviera Beach, Palm Beach	1,548
Yulee, Nassau	1,546
Summerfield, Marion	1,531
Mayo, Lafayette	1,507
Wauchula, Hardee	1,502
Coconut Grove, Dade	1,482
Bonifay, Holmes	1,480
Crossings, Dade	1,459
Groveland, Lake	1,453
Macclenny, Baker	1,450
Carol City, Dade	1,431
Pinecrest, Dade	1,413
Maitland, Orange	1,409
Missing, Dade	1,404
Callahan, Nassau	1,389
Orange City, Volusia	1,386
Ponte Vedra, St. Johns	1,362
Sebastian, Indian River	1,352
Lithia, Hillsborough	1,352
Crystal River, Citrus	1,325
Lake Butler, Union	1,282
Lady Lake, Lake	1,278
Homosassa, Citrus	1,277
Pace, Santa Rosa	1,236
Biscayne Park, Dade	1,230
Dania, Broward	1,221
Atlantic Beach, Duval	1,218
Madison, Madison	1,211
Palmetto Bay, Dade	1,208
Sun City Center, Hillsborough	1,202
Lake Placid, Highlands	1,201
Gibsonton, Hillsborough	1,193
Indiantown, Martin	1,185
Florida City, Dade	1,180
Monticello, Jefferson	1,172
Graceville, Jackson	1,165
Dover, Hillsborough	1,141
Oldsmar, Pinellas	1,130
Hobe Sound, Martin	1,126
Alachua, Alachua	1,126
Century, Escambia	1,118
Apollo Beach, Hillsborough	1,108
Palm Springs, Palm Beach	1,090
Edgewater, Volusia	1,086
Dunnellon, Marion	1,070
Bellevue, Marion	1,043
Debary, Volusia	1,038
Newberry, Alachua	1,015
North Palm Beach, Palm Beach	1,010
El Portal, Dade	1,010
Lantana, Palm Beach	1,006
Havana, Gadsden	1,002
Lecanto, Citrus	996
Hilliard, Nassau	990

COVID-19: characteristics of 1,689,700 Florida resident cases

Data through Jan 30, 2021 verified as of Jan 31, 2021 at 09:25 AM

Data in this report are provisional and subject to change.

The table below includes the cities and counties of residence for cases in Florida residents based on the patient's ZIP Code. Note that city is not always received as part of the initial notification and may be missing while the case is being investigated.

City and county	Cases
South Miami, Dade	984
Jasper, Hamilton	983
Blountstown, Calhoun	971
Williston, Levy	950
Jensen Beach, Martin	907
Freeport, Walton	902
Beverly Hills, Citrus	900
Sanderson, Baker	893
Safety Harbor, Pinellas	892
Everglades National Park, Dade	886
Satellite Beach, Brevard	883
Ellenton, Manatee	881
Keystone Heights, Clay	873
Wewahitchka, Gulf	864
Trenton, Gilchrist	860
Wildwood, Sumter	846
Nokomis, Sarasota	833
Lauderhill, Broward	829
Fellsmere, Indian River	823
Coleman, Sumter	815
Moore Haven, Glades	814
Mary Esther, Okaloosa	814
Frostproof, Polk	804
Englewood, Charlotte	804
Hernando, Citrus	804
Wilton Manors, Broward	793
Fisher Island, Dade	791
Port Saint Joe, Gulf	784
Bushnell, Sumter	780
Dunnellon, Citrus	779
Bristol, Liberty	773
Cross City, Dixie	767
Polk City, Polk	765
Key Largo, Monroe	763
Medley, Dade	752
Shalimar, Okaloosa	730
South Bay, Palm Beach	712
Pahokee, Palm Beach	710
Lauderdale Lakes, Broward	707
Uleta, Dade	704
Olympia Heights, Dade	703
Marco Island, Collier	699
Chattahoochee, Gadsden	681
Coral, Dade	679
Glen Saint Mary, Baker	674
Fort Meade, Polk	656
Englewood, Sarasota	654
High Springs, Alachua	654
Cocoa Beach, Brevard	652
Crescent City, Putnam	648
Interlachen, Putnam	637
Lawtey, Bradford	631
Chiefland, Levy	625
Sorrento, Lake	624
Indialantic, Brevard	624
Minneola, Lake	623
Thonotosassa, Hillsborough	618
Spring Hill, Pasco	616
Miramar Beach, Walton	614

COVID-19: characteristics of 1,689,700 Florida resident cases

Data through Jan 30, 2021 verified as of Jan 31, 2021 at 09:25 AM

Data in this report are provisional and subject to change.

The table below includes the cities and counties of residence for cases in Florida residents based on the patient's ZIP Code. Note that city is not always received as part of the initial notification and may be missing while the case is being investigated.

City and county	Cases
Bowling Green, Hardee	606
Marathon, Monroe	604
Trinity, Pasco	600
Jacksonville, St. Johns	591
Fruitland Park, Lake	584
Neptune Beach, Duval	579
Southwest Ranches, Broward	574
Old Town, Dixie	574
Lake Alfred, Polk	570
Fort Myers Beach, Lee	561
Fort White, Columbia	541
West Melbourne, Brevard	532
Sneads, Jackson	520
Umatilla, Lake	520
Carrabelle, Franklin	516
Baker, Okaloosa	509
Belle Isle, Orange	508
Bronson, Levy	506
Clearwater Beach, Pinellas	490
Jay, Santa Rosa	480
South Daytona, Volusia	475
Sweetwater, Dade	467
Palm Beach, Palm Beach	463
Weeki Wachee, Hernando	458
Gulfport, Pinellas	458
Cottondale, Jackson	452
Silver Springs, Marion	451
Hawthorne, Alachua	446
Mascotte, Lake	440
Midway, Gadsden	427
Molino, Escambia	426
East Palatka, Putnam	421
Oakland, Orange	421
Citra, Marion	420
Bunnell, Flagler	418
Florida State University, Leon	417
Zolfo Springs, Hardee	413
Rotunda West, Charlotte	412
Oxford, Sumter	408
Altha, Calhoun	398
Surfside, Dade	393
Centerville, Leon	392
Myakka City, Manatee	389
Apalachicola, Franklin	387
Melbourne Beach, Brevard	387
Youngstown, Bay	383
Tavernier, Monroe	372
Branford, Suwannee	370
Cape Canaveral, Brevard	369
Ocklawaha, Marion	368
Celebration, Osceola	365
Flagler Beach, Flagler	363
Alva, Lee	356
Raiford, Union	351
Indian Harbour Beach, Brevard	349
Mims, Brevard	348
Archer, Alachua	342
Hastings, St. Johns	340
Bal Harbour, Dade	339

COVID-19: characteristics of 1,689,700 Florida resident cases

Data through Jan 30, 2021 verified as of Jan 31, 2021 at 09:25 AM

Data in this report are provisional and subject to change.

The table below includes the cities and counties of residence for cases in Florida residents based on the patient's ZIP Code. Note that city is not always received as part of the initial notification and may be missing while the case is being investigated.

City and county	Cases
Haverhill, Palm Beach	333
Dundee, Polk	333
Bell, Gilchrist	329
Osprey, Sarasota	325
De Leon Springs, Volusia	321
Grand Ridge, Jackson	316
Webster, Sumter	312
Eagle Lake, Polk	311
Pierson, Volusia	311
Malone, Jackson	306
Greenville, Madison	303
West Miami, Dade	300
Holly Hill, Volusia	299
Jennings, Hamilton	296
Floral City, Citrus	294
Lake Park, Palm Beach	293
Ave Maria, Collier	288
Eastpoint, Franklin	286
Vernon, Washington	286
Grand Island, Lake	285
Tequesta, Palm Beach	281
Lehigh, Lee	281
Satsuma, Putnam	281
Chuluota, Seminole	278
Westville, Holmes	278
Gotha, Orange	275
Montverde, Lake	272
Elkton, St. Johns	267
Melrose, Putnam	266
Indian Rocks Beach, Pinellas	262
Reddick, Marion	262
Greenwood, Jackson	260
Bryceville, Nassau	256
Kenneth City, Pinellas	248
Alafaya, Orange	248
Valparaiso, Okaloosa	244
Malabar, Brevard	243
Sebastian, Brevard	242
Laurel Hill, Okaloosa	241
Ponce De Leon, Holmes	241
San Antonio, Pasco	241
O Brien, Suwannee	239
Winter Park, Seminole	239
Belleair, Pinellas	230
South Pasadena, Pinellas	228
Lake Panasoffkee, Sumter	225
Fort McCoy, Marion	224
Anthony, Marion	221
Edgewood, Orange	219
Gretna, Gadsden	212
Morriston, Levy	208
Geneva, Seminole	208
Sanibel, Lee	207
Southport, Bay	206
White Springs, Hamilton	205
Hosford, Liberty	204
Inlet Beach, Walton	201
Kindred, Osceola	200
Lee, Madison	199

COVID-19: characteristics of 1,689,700 Florida resident cases

Data through Jan 30, 2021 verified as of Jan 31, 2021 at 09:25 AM

Data in this report are provisional and subject to change.

The table below includes the cities and counties of residence for cases in Florida residents based on the patient's ZIP Code. Note that city is not always received as part of the initial notification and may be missing while the case is being investigated.

City and county	Cases
Wellborn, Suwannee	197
Greenacres, Palm Beach	194
Fountain, Bay	193
Bay Harbor Islands, Dade	192
Weirsdale, Marion	187
Hallandale Beach, Broward	187
Saint James City, Lee	185
Mcdavid, Escambia	184
Eglin Air Force Base, Okaloosa	183
Fern Park, Seminole	182
Longboat Key, Manatee	178
Mcalpin, Suwannee	177
Azalea Park, Orange	177
The Villages, Marion	175
Sopchoppy, Wakulla	172
Holmes Beach, Manatee	170
Juno Beach, Palm Beach	168
Islamorada, Monroe	165
University Of Central Fl, Orange	165
Lakewood Ranch, Manatee	163
Howey-In-The-Hills, Lake	162
Altoona, Lake	162
Alford, Jackson	161
Babson Park, Polk	159
Zellwood, Orange	159
Holt, Okaloosa	159
Astatula, Lake	158
Micanopy, Alachua	157
Madeira Beach, Pinellas	153
Lauderdale By The Sea, Broward	151
The Villages, Lake	150
Caryville, Washington	149
Poinciana, Polk	149
University Of Miami, Dade	146
Summerland Key, Monroe	145
Center Hill, Sumter	143
Atlantis, Palm Beach	142
Lockhart, Orange	140
Bokeelia, Lee	140
Bay Lake, Orange	138
Clair-Mel City, Hillsborough	137
Lake Helen, Volusia	137
Mangonia Park, Palm Beach	137
Hiawassee, Orange	136
Pomona Park, Putnam	135
Viera, Brevard	135
Oak Hill, Volusia	132
Rocky Point, Hillsborough	131
Odessa, Pasco	129
Ponce Inlet, Volusia	125
University Of Fl, Alachua	125
Golden Beach, Dade	123
Carrollwood, Hillsborough	122
Grant-Valkaria, Brevard	121
Baldwin, Duval	119
Hypoluxo, Palm Beach	119
Osteen, Volusia	119
Apopka, Seminole	118
Hollister, Putnam	118

COVID-19: characteristics of 1,689,700 Florida resident cases

Data through Jan 30, 2021 verified as of Jan 31, 2021 at 09:25 AM

Data in this report are provisional and subject to change.

The table below includes the cities and counties of residence for cases in Florida residents based on the patient's ZIP Code. Note that city is not always received as part of the initial notification and may be missing while the case is being investigated.

City and county	Cases
Missing, Volusia	117
Matlacha, Lee	116
Missing, Orange	116
Clarksville, Calhoun	113
San Mateo, Putnam	112
Big Pine Key, Monroe	110
Sumterville, Sumter	109
Cutler Bay, Dade	109
Cloud Lake, Palm Beach	109
Steinhatchee, Taylor	107
Lutz, Pasco	107
Kendall, Dade	106
Citrus Springs, Citrus	106
Hampton, Bradford	106
Placida, Charlotte	104
Lake Hamilton, Polk	103
Lady Lake, Sumter	101
Inglis, Levy	101
Buena Ventura Lakes, Osceola	98
Paisley, Lake	98
South Fort Myers, Lee	97
Panacea, Wakulla	96
Seville, Volusia	96
Belleair Beach, Pinellas	91
Christmas, Orange	91
Dinsmore, Duval	90
Hurlburt Field, Okaloosa	89
Canal Point, Palm Beach	89
Tierra Verde, Pinellas	89
Harmony, Osceola	89
Waldo, Alachua	89
Temple Terrace, Hillsborough	89
Callaway, Bay	88
Lamont, Jefferson	88
Florahome, Putnam	88
Brooker, Bradford	86
Bascom, Jackson	86
Astor, Lake	84
Tyndall Air Force Base, Bay	82
Barefoot Bay, Brevard	81
University Of Central Florida, Orange	81
Maitland, Seminole	79
Fruit Cove, St. Johns	78
Pinetta, Madison	77
F M, Lee	77
Lorida, Highlands	76
Lighthouse Point, Broward	76
Cedar Key, Levy	74
University Of South Florida, Hillsborough	74
Palma Ceia, Hillsborough	73
Crystal Beach, Pinellas	73
Avon Park, Polk	72
Kathleen, Polk	70
Barry University, Dade	70
Bradenton Beach, Manatee	70
Eatonville, Orange	69
Campbellton, Jackson	69
Patrick Air Force Base, Brevard	68
Welaka, Putnam	68

COVID-19: characteristics of 1,689,700 Florida resident cases

Data through Jan 30, 2021 verified as of Jan 31, 2021 at 09:25 AM

Data in this report are provisional and subject to change.

The table below includes the cities and counties of residence for cases in Florida residents based on the patient's ZIP Code. Note that city is not always received as part of the initial notification and may be missing while the case is being investigated.

City and county	Cases
Ochopee, Collier	67
Ocean Ridge, Palm Beach	67
Dania Beach, Broward	67
Fort Denaud, Hendry	66
Air Mail Facility, Dade	64
Saint Pete Beach, Pinellas	63
Missing, St. Johns	63
West Park, Broward	63
Stock Island, Monroe	62
Sunny Isles Beach, Dade	61
Yalaha, Lake	61
Boca Grande, Lee	61
North Venice, Sarasota	60
Greensboro, Gadsden	60
Missing, Lee	59
City Of Sunrise, Broward	58
Princeton, Dade	58
Bonita Beach, Lee	58
Florida Gulf Coast Univ, Lee	57
Georgetown, Putnam	57
Saint Leo, Pasco	57
Orlando, Seminole	56
Bellview, Escambia	52
Destin, Walton	52
Orlando, Dade	51
Reunion, Osceola	51
Anna Maria, Manatee	50
Cudjoe Key, Monroe	49
North Redington Beach, Pinellas	49
Mexico Beach, Bay	48
Walnut Hill, Escambia	48
Northdale, Hillsborough	48
Heathrow, Seminole	47
Treasure Island, Pinellas	47
Ona, Hardee	47
Missing, Santa Rosa	47
Felda, Hendry	47
Singer Island, Palm Beach	46
Micco, Brevard	46
Lake Suzy, Desoto	46
Aloma, Orange	45
Palm Beach Shores, Palm Beach	45
Town N Country, Hillsborough	44
Okahumpka, Lake	43
Miami Springs, Dade	43
Orlando, Osceola	43
Cinco Bayou, Okaloosa	42
Salt Springs, Marion	42
Sewalls Point, Martin	42
Highland City, Polk	41
Miromar Lakes, Lee	41
Terra Ceia, Manatee	41
Saint Johns, Duval	40
Missing, Marion	40
Enterprise, Volusia	40
University Of Tampa, Hillsborough	40
Village Of Wellington, Palm Beach	39
Manalapan, Palm Beach	39
Intercession City, Osceola	39

COVID-19: characteristics of 1,689,700 Florida resident cases

Data through Jan 30, 2021 verified as of Jan 31, 2021 at 09:25 AM

Data in this report are provisional and subject to change.

The table below includes the cities and counties of residence for cases in Florida residents based on the patient's ZIP Code. Note that city is not always received as part of the initial notification and may be missing while the case is being investigated.

City and county	Cases
Duette, Manatee	39
Missing, Duval	38
Orlando, Broward	38
Gulf Breeze, Escambia	37
Orlando, Volusia	37
Eaton Park, Polk	37
Ebro, Washington	37
Waverly, Polk	37
Ponte Vedra, Duval	37
Miami, Unknown	36
Florence Villa, Polk	36
Orlando, Polk	36
Key Colony Beach, Monroe	36
Bayonet Point, Pasco	34
Kenansville, Osceola	34
Flemington, Marion	34
Highland Beach, Palm Beach	34
Green Acres, Palm Beach	33
Naranja, Dade	33
Village Wellington, Palm Beach	33
Missing, Pasco	32
Palm Shores, Brevard	32
Bagdad, Santa Rosa	31
Dowling Park, Suwannee	31
Pasadena, Pinellas	31
Lacoochee, Pasco	30
Lulu, Columbia	30
Florida International Univ, Dade	30
Bay Pines, Pinellas	30
Hialeah Gardens, Dade	30
Homeland, Polk	29
Bonita Springs, Collier	29
Tice, Lee	29
Florida A And M University, Leon	29
Cortez, Manatee	29
Orlando, Hillsborough	29
Jupiter, Martin	28
Hallandale Beach, Broward	28
Missing, St. Lucie	28
Miami Shores, Dade	28
Pensacola Beach, Santa Rosa	27
Missing, Palm Beach	27
Nocatee, Desoto	27
Eloise, Polk	27
Missing, Monroe	26
Univ Of FI Student Dorms, Alachua	26
Kinard, Calhoun	26
Penney Farms, Clay	26
Florida State, Leon	26
Caryville, Holmes	26
Chokoloskee, Collier	25
Horseshoe Beach, Dixie	25
South Miami Heights, Dade	25
South Palm Beach, Palm Beach	25
Mcintosh, Marion	25
Stetson University, Volusia	25
Homosassa Springs, Citrus	25
Missing, Lake	24
Earleton, Alachua	24

COVID-19: characteristics of 1,689,700 Florida resident cases

Data through Jan 30, 2021 verified as of Jan 31, 2021 at 09:25 AM

Data in this report are provisional and subject to change.

The table below includes the cities and counties of residence for cases in Florida residents based on the patient's ZIP Code. Note that city is not always received as part of the initial notification and may be missing while the case is being investigated.

City and county	Cases
Poinciana, Osceola	24
Santa Fe, Alachua	24
Lealman, Pinellas	24
City Of Westlake, Palm Beach	24
Labelle, Glades	24
Palmdale, Glades	24
North Bay Village, Dade	24
Siesta Key, Sarasota	23
Tangerine, Orange	23
Missing, Escambia	23
New Smyrna, Volusia	22
Goulds, Dade	22
Balm, Hillsborough	22
Venus, Highlands	22
Tioga, Alachua	22
Indian Lake Estates, Polk	22
Lakeshore, Polk	22
Bradley, Polk	22
Ridge Manor, Pasco	22
Florida Dept Of Corrections, Union	22
Long Key, Monroe	22
Bayshore Gardens, Manatee	21
Sparr, Marion	21
Bonifay, Washington	21
Bostwick, Putnam	21
Missing, Hillsborough	21
Wausau, Washington	21
La Crosse, Alachua	21
Saint Marks, Wakulla	21
Bonaventure, Broward	21
Perdido Key, Escambia	21
Westchase, Hillsborough	21
Fort Lauderdale, Dade	20
Little Torch Key, Monroe	20
Hawthorne, Putnam	20
Yankeetown, Levy	20
Sydney, Hillsborough	20
Crystal Springs, Pasco	19
Paxton, Walton	19
Missing, Pinellas	19
Pine Hills, Orange	19
Sun City, Hillsborough	19
Pine Castle, Orange	19
Branford, Lafayette	19
Orange Lake, Marion	18
Sugarloaf Key, Monroe	18
Babcock Ranch, Lee	18
Mexico Beach, Gulf	18
Miami, Broward	18
Mango, Hillsborough	18
Lowell, Marion	18
Orlando, Palm Beach	18
Loughman, Polk	18
Alturas, Polk	18
Everglades City, Collier	18
Citrus Ridge, Indian River	18
Laud-By-The-Sea, Broward	17
Graceville, Holmes	17
Candler, Marion	17

COVID-19: characteristics of 1,689,700 Florida resident cases

Data through Jan 30, 2021 verified as of Jan 31, 2021 at 09:25 AM

Data in this report are provisional and subject to change.

The table below includes the cities and counties of residence for cases in Florida residents based on the patient's ZIP Code. Note that city is not always received as part of the initial notification and may be missing while the case is being investigated.

City and county	Cases
Parker, Bay	17
Florida International University, Dade	17
Wabasso, Indian River	17
Nalcrest, Polk	16
Maxville, Duval	16
Goodland, Collier	16
Indian River Shores, Indian River	16
Pembroke Park, Broward	16
West Panama City Beach, Bay	16
Jensen Beach, St. Lucie	16
Archer, Levy	16
Champions Gate, Polk	16
Fort Ogden, Desoto	15
Davenport, Osceola	15
Orlando, Pinellas	15
Plymouth, Orange	15
Golden Oak, Orange	15
Gulf Stream, Palm Beach	15
Mount Dora, Orange	14
Village Of Palmetto Bay, Dade	14
Webster, Hernando	14
Copeland, Collier	14
Gulf Hammock, Levy	14
Hernando Beach, Hernando	14
White Springs, Columbia	14
Tallevast, Manatee	14
Westlake, Palm Beach	14
Murdock, Charlotte	14
Lake City, Suwannee	14
Forest City, Orange	14
Wewahitchka, Calhoun	14
Winter Garden, Lake	14
Orlando, Brevard	13
Otter Creek, Levy	13
Woodville, Leon	13
Orlando, Lake	13
High Springs, Gilchrist	13
Hutchinson Island, St. Lucie	13
Nichols, Polk	13
Union Park, Orange	13
Suwannee, Dixie	13
Graham, Bradford	12
Pensacola Beach, Escambia	12
Shady Hills, Pasco	12
Lakewood Ranch, Sarasota	12
Kingsley Lake, Bradford	12
Gonzalez, Escambia	12
Trenton, Levy	12
Brooksville, Pasco	12
Lake Monroe, Seminole	12
Missing, Collier	12
Hollywood, Dade	12
Kissimmee, Orange	12
Lake Buena Vista, Orange	12
Buckingham, Lee	12
Watersound, Walton	12
Saint George Island, Franklin	12
Trilby, Pasco	12
Redington Shores, Pinellas	12

COVID-19: characteristics of 1,689,700 Florida resident cases

Data through Jan 30, 2021 verified as of Jan 31, 2021 at 09:25 AM

Data in this report are provisional and subject to change.

The table below includes the cities and counties of residence for cases in Florida residents based on the patient's ZIP Code. Note that city is not always received as part of the initial notification and may be missing while the case is being investigated.

City and county	Cases
Fort Charlotte, Charlotte	12
Daytona Beach Shores, Volusia	12
Unknown, Dade	11
Long Boat Key, Manatee	11
Johns Pass Village, Pinellas	11
Jacksonville, Unknown	11
Ramrod Key, Monroe	11
Saint Lucie West, St. Lucie	11
Rosemary Beach, Walton	11
Holder, Citrus	11
Missing, Manatee	11
Missing, Seminole	11
Braden River, Manatee	11
Mount Plymouth, Lake	11
Wahneta, Polk	11
Orlando, Leon	11
Laurel Hill, Walton	11
Durant, Hillsborough	11
Leisure City, Dade	10
Orlando, Duval	10
Roseland, Indian River	10
Passport, Unknown	10
Seacrest, Walton	10
Greenville, Taylor	10
Hillsboro Beach, Broward	10
Missing, Nassau	10
Steinhatchee, Dixie	10
Choctaw Beach, Okaloosa	10
Telogia, Liberty	10
Sea Ranch Lakes, Broward	9
Palma Sola, Manatee	9
Missing, Brevard	9
Cottdale, Washington	9
Redington Beach, Pinellas	9
Belleair Bluffs, Pinellas	9
Missing, Polk	9
Lake Como, Putnam	9
University Park, Manatee	9
Beverly Beach, Flagler	9
Rubonia, Manatee	9
Indian Creek Village, Dade	9
Missing, Citrus	9
Los Angeles, Dade	9
Lloyd, Jefferson	9
Lamont, Madison	9
Cypress, Jackson	9
Fanning Springs, Gilchrist	9
Perrine, Dade	9
West Delray Beach, Palm Beach	9
Dade City, Hernando	9
Briny Breezes, Palm Beach	9
Citrus Hills, Citrus	8
Elfers, Pasco	8
Missing, Unknown	8
Salem, Taylor	8
Virginia Gardens, Dade	8
Florida State Univ Admin, Leon	8
Forest City, Seminole	8
Ozona, Pinellas	8

COVID-19: characteristics of 1,689,700 Florida resident cases

Data through Jan 30, 2021 verified as of Jan 31, 2021 at 09:25 AM

Data in this report are provisional and subject to change.

The table below includes the cities and counties of residence for cases in Florida residents based on the patient's ZIP Code. Note that city is not always received as part of the initial notification and may be missing while the case is being investigated.

City and county	Cases
Naples, Lee	8
Grandin, Putnam	8
Missing, Indian River	8
Seybold, Dade	8
Cross Creek, Alachua	8
Ferndale, Lake	8
Eau Gallie, Brevard	8
Ponce De Leon, Walton	8
Deer Island, Lake	8
Jerome, Collier	8
Hialeah, Unknown	8
Goldenrod, Seminole	8
Wildlight, Nassau	7
Innovation, Pasco	7
Gibsonia, Polk	7
East Lake, Marion	7
Fairfield, Marion	7
Captiva, Lee	7
Niceville, Walton	7
Orlando, Alachua	7
Palm City, St. Lucie	7
Maitland, Volusia	7
Aripeka, Pasco	7
Pine Ridge, Citrus	7
Switzerland, St. Johns	7
Orlando, Pasco	7
Babcock Ranch, Charlotte	7
Umatilla, Marion	7
University Of Central Fl, Hillsborough	7
Keystone Heights, Bradford	7
Orange Springs, Marion	7
Evinston, Alachua	7
Basinger, Okeechobee	7
Grant Valkaria, Brevard	7
Port Saint John, Brevard	7
Orange Park, Duval	6
Nobleton, Hernando	6
Mayport Naval Station, Duval	6
Lake Butler, Bradford	6
Fernandina, Nassau	6
Missing, Putnam	6
Maitland, Osceola	6
Miccosukee, Leon	6
Orchid, Indian River	6
Duck Key, Monroe	6
Morriston, Marion	6
Sunny Hills, Washington	6
Orlando, Flagler	6
Orlando, Marion	6
White City, Gulf	6
Saint Augustine Beach, St. Johns	6
River Ranch, Polk	6
Punta Gorda, Lee	6
Putnam Hall, Putnam	6
Quail Heights, Dade	6
Wekiva Springs, Seminole	6
Missing, Broward	6
Indian Shores, Pinellas	6
Alys Beach, Bay	6

COVID-19: characteristics of 1,689,700 Florida resident cases

Data through Jan 30, 2021 verified as of Jan 31, 2021 at 09:25 AM

Data in this report are provisional and subject to change.

The table below includes the cities and counties of residence for cases in Florida residents based on the patient's ZIP Code. Note that city is not always received as part of the initial notification and may be missing while the case is being investigated.

City and county	Cases
Maitland, Hillsborough	6
Winter Park, Polk	6
Winderemere, Orange	6
Labelle, Lee	6
Missing, Walton	6
Missing, Sarasota	5
Missing, Taylor	5
Missing, Clay	5
Scottsmoor, Brevard	5
Westchester, Dade	5
Port Salerno, Martin	5
Grove City, Charlotte	5
Hialeah, Broward	5
Barberville, Volusia	5
Ebro, Bay	5
Eglin, Okaloosa	5
Missing, Okaloosa	5
Valkaria, Brevard	5
Stuart, St. Lucie	5
Pass, Unknown	5
Worthington Springs, Union	5
Missing, Leon	5
Holt, Santa Rosa	5
Longboat Key, Sarasota	5
Fort Lauderdale, Palm Beach	5
PSI, Unknown	5
Ybor City, Hillsborough	5
Haines Creek, Lake	5
Inglis, Citrus	5
Day, Lafayette	5
Ocoee, Lake	5
Okeechobee, Martin	5
N/A, Unknown	5
Orlando, Manatee	5
Missing, Bay	5
Fort Lauderdale, Lee	5
University Of Central FL, Martin	5
Seacrest, Bay	4
Saint Augustine, Duval	4
Sandestin, Walton	4
Point Washington, Walton	4
Williston, Marion	4
Hinsdale, Manatee	4
East Rockland Key, Monroe	4
El Jobean, Charlotte	4
Bella Collina, Lake	4
Anastasia Island, St. Johns	4
Oneco, Manatee	4
Wakulla Springs, Wakulla	4
Bowling Green, Polk	4
International Service Center, Dade	4
Glenwood, Volusia	4
Clarcona, Orange	4
Pensacola, Unknown	4
Orlando, Lee	4
San Carlos Park, Lee	4
Clewiston, Palm Beach	4
Conch Key, Monroe	4
Bayou George, Bay	4

COVID-19: characteristics of 1,689,700 Florida resident cases

Data through Jan 30, 2021 verified as of Jan 31, 2021 at 09:25 AM

Data in this report are provisional and subject to change.

The table below includes the cities and counties of residence for cases in Florida residents based on the patient's ZIP Code. Note that city is not always received as part of the initial notification and may be missing while the case is being investigated.

City and county	Cases
Branford, Gilchrist	4
Boynton Beach, Broward	4
Jacksonville Naval Air Station, Duval	4
Miramar, Dade	4
Miami Gardens, Unknown	4
Newberry, Gilchrist	4
Okeechobee, Osceola	4
Inlet Beach, Bay	4
Milton, Escambia	4
Mayport, Duval	4
Shady Grove, Taylor	4
Port Charlotte, Unknown	4
Okeechobee, Glades	4
West Bradenton, Manatee	4
Miami, Palm Beach	4
Live Oak, Madison	4
Loxahatchee Groves, Palm Beach	4
Deerfield Beach, Palm Beach	4
Coco River, Collier	4
Bruce, Holmes	4
Mid Florida, Seminole	4
Melrose, Bradford	4
Ocean Breeze, Martin	4
Glen Ridge, Palm Beach	4
Brewton, Escambia	3
Apopka, Broward	3
Maitland, Polk	3
Lanark Village, Franklin	3
Missing, Highlands	3
Orem, Palm Beach	3
Pp, Dade	3
Pp, Unknown	3
Woodside, Broward	3
Pass, Dade	3
Margate, Unknown	3
Los Angeles, Broward	3
Highland Park, Polk	3
Hallandale Beach, Unknown	3
Blountstown, Liberty	3
Lakeland, Hillsborough	3
Lake City, Duval	3
Immokalee, Lee	3
Lynbrook, Broward	3
Miami Gardens, Broward	3
Village Of Golf, Palm Beach	3
Wildwood, Marion	3
Port Saint Lucie, Martin	3
Palm Coast, Volusia	3
Orlando, Unknown	3
Saint Augusaintine Beach, St. Johns	3
Pineland, Lee	3
Tampa Palms, Hillsborough	3
Tampa, Pinellas	3
Winter Garden, Seminole	3
Laurel, Sarasota	3
Ludlam, Dade	3
Jacksonville, Clay	3
Clermont, Orange	3
Deland, Lake	3

COVID-19: characteristics of 1,689,700 Florida resident cases

Data through Jan 30, 2021 verified as of Jan 31, 2021 at 09:25 AM

Data in this report are provisional and subject to change.

The table below includes the cities and counties of residence for cases in Florida residents based on the patient's ZIP Code. Note that city is not always received as part of the initial notification and may be missing while the case is being investigated.

City and county	Cases
Fort Myers, Collier	3
North Fort Myers, Charlotte	3
Jacksonville, Alachua	3
Missing, Sumter	3
Kissimmee, Unknown	3
Cape Haze, Charlotte	3
Bristol, Calhoun	3
Chicago, Lee	3
Coraopolis, Citrus	3
Sorrento, Orange	3
Sugarloaf, Monroe	3
Westville, Walton	3
Boca Raton, Broward	3
Ft Pierce, St. Lucie	3
Milligan, Okaloosa	3
Lamont, Taylor	3
Indian Rock Beach, Pinellas	3
Hollywood, Unknown	3
Mayport Naval Housing, Duval	3
Missing, Martin	3
Monticello, Madison	3
Cape San Blas, Gulf	3
Apopka, Lake	3
Cypress Gardens, Polk	3
Crestview, Walton	3
Fernandina Beach, Duval	3
Fpo, Duval	3
Vernon, Bay	3
Pompano Beach, Palm Beach	3
Samoset, Manatee	3
San Fernando, Unknown	3
Alford, Washington	3
Altamonte Springs, Orange	3
Alys Beach, Walton	3
Ocean Reef Club, Monroe	3
Miami Beach, Unknown	3
Mims, Volusia	3
Jonesville, Alachua	3
Julington Creek, St. Johns	3
Jupiter Island, Martin	3
Vero Beach, St. Lucie	3
Venice, Dade	2
University Of Central Fl, Seminole	2
Union, Manatee	2
Sand Lake, Orange	2
Port St. Lucie, St. Lucie	2
Windermere, Hillsborough	2
Winter Park, Volusia	2
Winter Springs, Orange	2
Jena, Taylor	2
Labelle, Collier	2
Long Beach, Orange	2
Lauderhill, Unknown	2
Longwood, Unknown	2
Miramar, Unknown	2
Missing, Flagler	2
Miami, Martin	2
New Port Richey, Hillsborough	2
Orlando, Escambia	2

COVID-19: characteristics of 1,689,700 Florida resident cases

Data through Jan 30, 2021 verified as of Jan 31, 2021 at 09:25 AM

Data in this report are provisional and subject to change.

The table below includes the cities and counties of residence for cases in Florida residents based on the patient's ZIP Code. Note that city is not always received as part of the initial notification and may be missing while the case is being investigated.

City and county	Cases
Okeechobee, Highlands	2
Bonnie, Dade	2
Eatonville, Polk	2
High Springs, Columbia	2
Port Canaveral, Brevard	2
Seguin, Unknown	2
Sunrise, Unknown	2
Tampa, Broward	2
Plantation Key, Monroe	2
Orlando, St. Lucie	2
Oakland Park, Unknown	2
Weirsdale, Lake	2
Cross Key, Monroe	2
Crescent Beach, Sarasota	2
Dade City, Unknown	2
Defuniak Springs, Okaloosa	2
Cibolo, Orange	2
Claysville, Hernando	2
Marysville, Dade	2
Green Cove Springs, Duval	2
Island Grove, Alachua	2
Land O Lakes, Hillsborough	2
Lakeland, Unknown	2
Lady Lake, Marion	2
Fort Lauderdale, Alachua	2
Homeless, Hillsborough	2
Brooklyn, Broward	2
Cross City, Taylor	2
Carl Fisher, Dade	2
Windermere, Lake	2
Saint Marys, Nassau	2
Wacissa, Jefferson	2
Sutton, Pasco	2
Port Saint Lucie, Palm Beach	2
Orlo Vista, Orange	2
Summerfield, Unknown	2
Tampa, Hernando	2
Vero Beach, Unknown	2
Wauchula, Desoto	2
Saint Lucie Village, St. Lucie	2
Sharpes, Brevard	2
Sebring, Desoto	2
Pompano Beach, Unknown	2
Panama City, Unknown	2
Yeehaw, Okeechobee	2
000000, Unknown	2
Jacksonville Naval Hospital, Duval	2
Jacksonville, Nassau	2
Longview, Dade	2
Hosford, Calhoun	2
Melrose, Clay	2
Mesa, Unknown	2
Noma, Holmes	2
Ormond Beach, Flagler	2
Fort Pierce, Martin	2
Doctors Inlet, Clay	2
Clermont, Polk	2
Bronx, Seminole	2
Bonifay, Jackson	2

COVID-19: characteristics of 1,689,700 Florida resident cases

Data through Jan 30, 2021 verified as of Jan 31, 2021 at 09:25 AM

Data in this report are provisional and subject to change.

The table below includes the cities and counties of residence for cases in Florida residents based on the patient's ZIP Code. Note that city is not always received as part of the initial notification and may be missing while the case is being investigated.

City and county	Cases
Bonnie, Sarasota	2
Greenville, Jefferson	2
Lecanto, Marion	2
Maitland, Leon	2
Miami Shores, Broward	2
Missing, Hernando	2
Winter Park, Leon	2
Tarpon Springs, Pasco	2
West Palm Beach, Dade	2
Orlando, Santa Rosa	2
Orlando, Charlotte	2
Oklawaha, Marion	2
Olustee, Baker	2
Seven Springs, Pasco	2
Saint Petersburg, Hillsborough	2
None, Dade	2
Upper Key Largo, Monroe	2
University Of Central Florida, Brevard	2
Zellwood, Lake	2
West Villages, Sarasota	2
Miami, Orange	2
Mount Pleasant, Gadsden	2
Navarre, Okaloosa	2
Lake Geneva, Clay	2
Lawtey, Union	2
Lutz, Pinellas	2
Los Angeles, Okaloosa	2
Blountstown, Jackson	2
Alligator Point, Franklin	2
Coconut Creek, Unknown	2
Fort Myers, Unknown	2
Crawfordville, Leon	2
Eatonville, Lake	2
Fort Lauderdale, Unknown	2
Jacksonville, Dade	2
Lake Worth, Broward	2
Maitland, Pasco	2
Madison, Unknown	2
Chipley, Jackson	2
Amelia City, Nassau	2
Alligator Point, Wakulla	2
Florida Power & Light Co, Dade	2
Orlando, Okaloosa	2
Miamt, Dade	2
University Of Central Florida, Broward	2
Vero Beach, Brevard	2
Provo, Broward	2
Portland, Unknown	2
Pensacola, Santa Rosa	2
Wimauma, Manatee	2
University Of Central Florida, Palm Beach	2
University Of Central Florida, Pinellas	2
Sumatra, Liberty	2
Moore Haven, Hendry	2
Naples, Broward	2
Lake Harbor, Palm Beach	2
Maitland, Lake	2
Cassadaga, Volusia	2
Hialeah Lakes, Dade	2

COVID-19: characteristics of 1,689,700 Florida resident cases

Data through Jan 30, 2021 verified as of Jan 31, 2021 at 09:25 AM

Data in this report are provisional and subject to change.

The table below includes the cities and counties of residence for cases in Florida residents based on the patient's ZIP Code. Note that city is not always received as part of the initial notification and may be missing while the case is being investigated.

City and county	Cases
Fort Walton Beach, Walton	2
Dunnellon, Levy	2
Felda, Palm Beach	1
Flagler Beach, Volusia	1
Flora, Lee	1
Export, Palm Beach	1
Fdsf, Unknown	1
Hialeah, Orange	1
Hilliard, Dade	1
Hollywood, Leon	1
Holt, Unknown	1
Homestead, Monroe	1
Humble, Broward	1
Green, Clay	1
Greensburg, Orange	1
Greenville, Monroe	1
Gulf Shores, Escambia	1
Fresno, Pasco	1
Fruitland Park, Sumter	1
Fwb, Unknown	1
Gainesville, Marion	1
Gastonia, Polk	1
Geneva, Orange	1
Brooksville, Columbia	1
Bryn Mawr, Collier	1
Apalachicola, Leon	1
Aspen, Palm Beach	1
Atlanta, Broward	1
Aurburndale, Polk	1
Aventura, Unknown	1
Azalea Park, Sarasota	1
Bartow, Unknown	1
Boca Rotan, Unknown	1
Clermont, Unknown	1
Downers Grove, St. Lucie	1
Duke Field Air Force Station, Okaloosa	1
Columbia, Orange	1
Coral Gables, Unknown	1
Coral Springs, Unknown	1
Cornelius, Leon	1
Crestview, Dade	1
Dade City, Polk	1
Dania, Unknown	1
Darien, Pasco	1
Los Angeles, Polk	1
Maitland, Unknown	1
Missing, Columbia	1
Melbourne, Orange	1
Miami Beach, Palm Beach	1
Miami Granders, Dade	1
Lakeland, Pasco	1
Lakewood, Unknown	1
Knoxville, Duval	1
Havanna, Gadsden	1
Jan Phyl Village, Polk	1
Naugatuck, Lee	1
New Vernon, Sarasota	1
New York, Broward	1
Myakka, Duval	1

COVID-19: characteristics of 1,689,700 Florida resident cases

Data through Jan 30, 2021 verified as of Jan 31, 2021 at 09:25 AM

Data in this report are provisional and subject to change.

The table below includes the cities and counties of residence for cases in Florida residents based on the patient's ZIP Code. Note that city is not always received as part of the initial notification and may be missing while the case is being investigated.

City and county	Cases
Middleburg, Unknown	1
Minneapolis, Broward	1
Opa Locka, Unknown	1
Orem, Nassau	1
Orlando, Highlands	1
Ocoee, Broward	1
North Little Rock, Palm Beach	1
Olando, Orange	1
Ocoee, Polk	1
Sumter Ville, Unknown	1
Telluride, Lee	1
Tampa, Jackson	1
Tampa, Lee	1
South Otselic, Dade	1
Southampton, Palm Beach	1
Stockbridge, Leon	1
Springhill, Unknown	1
Tinley Park, Lee	1
University Of Central Fl, Dade	1
Windermere, Polk	1
Winter Park, Lake	1
Wayne, Dade	1
Wekiwa Springs, Seminole	1
West Simsbury, Collier	1
Ponce, Orange	1
Plant City, Hendry	1
Plant City, Pinellas	1
Plantation, Unknown	1
Pound Ridge, Leon	1
Port Charlotte Fl, Unknown	1
Richmond Heights, Dade	1
Riverview, Pinellas	1
Rochester, Lee	1
Rosemary Beach, Bay	1
Saint Cloud, Orange	1
Saint Petersburg, Dade	1
San Juan, Osceola	1
San Pedro Sula, Dade	1
Sandy, Duval	1
Village Of Palm Springs, Palm Beach	1
Webster, Pasco	1
University Of Central Florida, Hillsborough	1
Winston Salem, Unknown	1
Winter Garden, Hillsborough	1
Wilbur By The Sea, Volusia	1
Willowbrook, Lee	1
Westerville, Hillsborough	1
Woodland Hills, Brevard	1
Yulee, Duval	1
Missing, Wakulla	1
N/A, Duval	1
Naples, Alachua	1
Ocala, Unknown	1
Opa Locka, Polk	1
Orem, Sarasota	1
Orem, Unknown	1
Old Town, Gilchrist	1
Palm City, Unknown	1
Oviedo, Leon	1

COVID-19: characteristics of 1,689,700 Florida resident cases

Data through Jan 30, 2021 verified as of Jan 31, 2021 at 09:25 AM

Data in this report are provisional and subject to change.

The table below includes the cities and counties of residence for cases in Florida residents based on the patient's ZIP Code. Note that city is not always received as part of the initial notification and may be missing while the case is being investigated.

City and county	Cases
Pompano Beach, Alachua	1
Ponte Vedra Beach, Orange	1
Port Orange , Volusia	1
Port Saint Lucie, Indian River	1
Porter Ranch, Dade	1
Raiford, Bradford	1
Republic, Monroe	1
Ridgewood, Broward	1
Riverview, Manatee	1
Roseland, Palm Beach	1
Russellville, Hillsborough	1
Saint Augustine, Okaloosa	1
Saint Teresa, Wakulla	1
San Diego, Unknown	1
Sanford, Palm Beach	1
Union City, Bradford	1
University Of Central FI, Pasco	1
Tampa, Manatee	1
Tangerine, Lake	1
Steinhatchee, Alachua	1
Fort Denaud, Glades	1
Fortlauderdale, Unknown	1
Ft Pierce, Unknown	1
Garland, Orange	1
El Paso, Unknown	1
Everett, Dade	1
FI State Lot, Leon	1
Colorado Springs, Unknown	1
Conifer, Lee	1
Eatonville, Seminole	1
Destin, Unknown	1
Diamond, Highlands	1
Altamonte, Orange	1
Alva, Collier	1
333, Unknown	1
Allentown, Putnam	1
Amelia Village, Nassau	1
Apple Creek, Citrus	1
Barefoot Beach, Lee	1
Azalea Park, Osceola	1
Aventura, Osceola	1
Chipley, Holmes	1
Chattanooga, Dade	1
Bryn Mawr, Palm Beach	1
Camden Wyoming, Duval	1
Bear Grass, Palm Beach	1
Mary Esther, Escambia	1
Miami Garden, Unknown	1
Middleburg, Duval	1
Midland, Osceola	1
Miami, Charlotte	1
Miamii, Dade	1
Lauderdale Hill, Unknown	1
Lake Mary, Lake	1
Longwood, Orange	1
Lehigh Cares, Lee	1
Live Oak, Columbia	1
Loganville, Orange	1
Jeffersonville, Broward	1

COVID-19: characteristics of 1,689,700 Florida resident cases

Data through Jan 30, 2021 verified as of Jan 31, 2021 at 09:25 AM

Data in this report are provisional and subject to change.

The table below includes the cities and counties of residence for cases in Florida residents based on the patient's ZIP Code. Note that city is not always received as part of the initial notification and may be missing while the case is being investigated.

City and county	Cases
Knoxville, Escambia	1
Hickory, Lee	1
Hallandate Ben, Unknown	1
Homeless, Dade	1
Homer, Escambia	1
Hallandale , Broward	1
Foley, Escambia	1
Deland, St. Lucie	1
Deltona, Orange	1
Fort Myers-, Lee	1
Fort Pierce, Unknown	1
Harrison, Pinellas	1
Granada Hills, Broward	1
Hailandale, Unknown	1
Homeless, Polk	1
Homosassa, Hernando	1
Conway, Leon	1
Clermont, Volusia	1
Clewiston, Glades	1
Cypress, Leon	1
Davenport, Orange	1
Cartersville, Unknown	1
Altoona, Marion	1
Anaheim, Unknown	1
Athens, Duval	1
Bogota, Orange	1
Bradington, Manatee	1
Bronx, Palm Beach	1
Louisville, Manatee	1
Los Angeles Ca, Unknown	1
Lewisburg, Pasco	1
Littleton, Dade	1
Lake City, Hamilton	1
La Grange, Dade	1
Jerusalem, St. Johns	1
New Orleans, Palm Beach	1
Newark, Broward	1
Newburgh, Bay	1
Nicholasville, Monroe	1
Navarre, Dade	1
Middlesburg, Duval	1
Miami Lakes, Unknown	1
Miami, Hillsborough	1
Macdill Air Force Base, Hillsborough	1
Marshall, Dade	1
Westbrook, Dade	1
Wichita, Volusia	1
Winter Garden, Pinellas	1
Winter Park, Broward	1
Winter Park, Indian River	1
Winter Park, Lee	1
Winter Park, St. Johns	1
Zolfo Springs, Polk	1
Tulsa, Orange	1
Vernon, Unknown	1
Winder Garden, Orange	1
Windermere, Leon	1
Windermere, Osceola	1
Windermere, Seminole	1

COVID-19: characteristics of 1,689,700 Florida resident cases

Data through Jan 30, 2021 verified as of Jan 31, 2021 at 09:25 AM

Data in this report are provisional and subject to change.

The table below includes the cities and counties of residence for cases in Florida residents based on the patient's ZIP Code. Note that city is not always received as part of the initial notification and may be missing while the case is being investigated.

City and county	Cases
Winter Garden, Broward	1
Washington, Unknown	1
West Palm Beach, Broward	1
North Pole, Seminole	1
North Port, Lee	1
Ocoee, Osceola	1
Okeechobee, Broward	1
Oooooo, Unknown	1
Orem, Broward	1
Orlando, Columbia	1
Orlando, Indian River	1
Orlando, Sarasota	1
Oviedo, Brevard	1
Pacifica, Dade	1
Parker, Dade	1
Parker, Leon	1
Palm Coast, Polk	1
Port Everglades, Broward	1
Peoria, Unknown	1
Plantation, Orange	1
Saint Petersburg, St. Lucie	1
Saint Johns, Unknown	1
Saxis, Lee	1
Sebring, Lee	1
Rye, Duval	1
Rex, Duval	1
Sun City Center, Hardee	1
Tiffin, Highlands	1
Tallahassee, Duval	1
Tampa, Palm Beach	1
Tavares, Marion	1
Shelton, Manatee	1
Spring Hill , Hernando	1
Starke, Clay	1
Stone Mountain, Palm Beach	1
Opalocka, Dade	1
Oakland, Leon	1
Okeechobee, St. Lucie	1
North Canton, Palm Beach	1
Palm Coast, Duval	1
Orlando, Union	1
Ovido, Seminole	1
Oxford, Palm Beach	1
Perry, Leon	1
Palm Springs North, Dade	1
Provincetown, Collier	1
Rio Dell, Volusia	1
Saint Cloud, Lee	1
Saint Johns, Orange	1
San Antonio, Sarasota	1
San Antonio, Unknown	1
Sanford, Volusia	1
Weston, Dade	1
Wheaton, Lee	1
Wesley Chapel, Alachua	1
Virginia Beach, Hernando	1
Waco, Broward	1
Tewksbury, Orange	1
University Of Central Florida, Monroe	1

COVID-19: characteristics of 1,689,700 Florida resident cases

Data through Jan 30, 2021 verified as of Jan 31, 2021 at 09:25 AM

Data in this report are provisional and subject to change.

The table below includes the cities and counties of residence for cases in Florida residents based on the patient's ZIP Code. Note that city is not always received as part of the initial notification and may be missing while the case is being investigated.

City and county	Cases
Toms River, Dade	1
Tangerine, Seminole	1
Steinhatchee, Madison	1
South Burlington, Orange	1
Shannon, Collier	1
Soldotna, Broward	1
Winter Park, Osceola	1
Wood River, Polk	1
Worcester, Palm Beach	1
Winter Park, Alachua	1
New Richmond, Volusia	1
Miami, Collier	1
Melrose, Alachua	1
Miamf, Dade	1
Miami G, Dade	1
Marianna, Calhoun	1
Marshall, Palm Beach	1
Lemoyne, Manatee	1
Lawrence Township, Palm Beach	1
Magnolia Square, Osceola	1
Maitland, Alachua	1
Jamaica, Broward	1
Gilmer, Dade	1
Haverford, Hillsborough	1
Herrin, Orange	1
Jersey City, Polk	1
Kingsland, Duval	1
Kissimmee, Brevard	1
Lake Placid, Alachua	1
Lander, Citrus	1
Las Vegas, Orange	1
Buffalo, Palm Beach	1
Bryant, Alachua	1
Carol Stream, Orange	1
Charlotte, Pasco	1
Apopka, Flagler	1
99, Unknown	1
Alanson, Bay	1
Aollywoss, Dade	1
Boca Raton, Unknown	1
Bohealia, Lee	1
Blowing Rock, Polk	1
Clear Brook, Lee	1
Crestview, Holmes	1
Columbus, Brevard	1
Cookeville, Seminole	1
Dorchester, Orange	1
Deland, Polk	1
Cumberland, Palm Beach	1
Dade City, Hillsborough	1
Dallas, Lee	1
De Leon Springs, Putnam	1
Estero, Collier	1
Fanning Springs, Levy	1
Paducah, Manatee	1
Orlando, Jackson	1
North Laud, Unknown	1
Ocoee, Unknown	1
Oldsrav, Manatee	1

COVID-19: characteristics of 1,689,700 Florida resident cases

Data through Jan 30, 2021 verified as of Jan 31, 2021 at 09:25 AM

Data in this report are provisional and subject to change.

The table below includes the cities and counties of residence for cases in Florida residents based on the patient's ZIP Code. Note that city is not always received as part of the initial notification and may be missing while the case is being investigated.

City and county	Cases
Middletown, Osceola	1
Marina Del Rey, Broward	1
Mayaguez, Dade	1
Monroe, Hillsborough	1
Missing, Osceola	1
Interlachen, Duval	1
Hoosick Falls, Broward	1
Gibsonston, Unknown	1
Greenbrier, Bay	1
Hialeahgardens, Dade	1
Hiram, Leon	1
Longwood, Broward	1
Lucedale, St. Lucie	1
Macclenny, Duval	1
Mantua, Broward	1
Kure Beach, Monroe	1
Lakeland, Palm Beach	1
Alva, Escambia	1
Arcadia, Highlands	1
Baker, Santa Rosa	1
Armstrong, St. Johns	1
Atl, Brevard	1
Belleville, Palm Beach	1
Belmont, Santa Rosa	1
Blountstown, Broward	1
Bronson, Alachua	1
Brooker, Alachua	1
Brandon, Pinellas	1
Bonita, Lee	1
Bocaraten, Palm Beach	1
Dfafs, Okaloosa	1
Davie, Unknown	1
Dayton, Orange	1
Cincinnati, Dade	1
Champions Gate, Osceola	1
Gainesville, Okaloosa	1
Floral, Okaloosa	1
Edgewood, Broward	1
Elkton, Putnam	1
Windermere, Volusia	1
Wtixrat, Dade	1
Pensacola, Sumter	1
Perth Amboy, Hillsborough	1
Port Orange, Brevard	1
Puerto Rico, Unknown	1
Randolph, Orange	1
Rivera Beach, Palm Beach	1
Powell, Lee	1
Seffenner, Hillsborough	1
Seminole, Lee	1
Saint Augustine, Flagler	1
Saint Petersburg, Charlotte	1
Westlake Village, Unknown	1
White Plains, Broward	1
Whites Creek, Leon	1
Watersound, Bay	1
Unk, Duval	1
Unknown Out Of Area, St. Lucie	1
Trenton, Dixie	1

COVID-19: characteristics of 1,689,700 Florida resident cases

Data through Jan 30, 2021 verified as of Jan 31, 2021 at 09:25 AM

Data in this report are provisional and subject to change.

The table below includes the cities and counties of residence for cases in Florida residents based on the patient's ZIP Code. Note that city is not always received as part of the initial notification and may be missing while the case is being investigated.

City and county	Cases
Unknown, Unknown	1
Ventura, Orange	1
Toms River, Lee	1
Tourist, Dade	1
University Of Central Florida, Lee	1
Stuart, Palm Beach	1
Sunrtise, Dade	1
Tallahassee, Gadsden	1
Tallahassee, Madison	1
Other, Dade	1
Palmetto Bay, Palm Beach	1
Palmetto, Pasco	1
Pass-A-Grille Beach, Pinellas	1
Pembroke Lakes, Broward	1
Prattville, Hillsborough	1
Prestonsburg, Bay	1
Quincy, Jackson	1
Rapid City, Broward	1
Red Bay, Holmes	1
Piasa, Putnam	1
Russellville, Bay	1
Saint Cloud, Palm Beach	1
Syracuse, Polk	1
Tallahassee, Dade	1
Tamarac, Dade	1
Tampa, Unknown	1
Tavares, Orange	1
Tequesta, Martin	1
Topsham, Manatee	1
Town Of Nocatee, St. Johns	1
Unkn, Duval	1
Waipahu, Santa Rosa	1
Ward, Polk	1
Wellborn, Columbia	1
Sunbright, Palm Beach	1
Venetian Islands, Dade	1
Saint Joseph, Volusia	1
San Antonio, Orange	1
Seminole, Leon	1
Suitland, Volusia	1
Shirley, Flagler	1
Winter Garden, Duval	1
Woodbine, Nassau	1
Yulee, St. Johns	1
West Aplm Beach, Palm Beach	1
West Yarmouth, St. Lucie	1
Carmel, Orange	1
Cedar Springs, Hernando	1
Chicago, Unknown	1
Coconut Ck, Unknown	1
Dearborn, Broward	1
Deer Park, Dade	1
Deerfield Beach, Unknown	1
Deland, Seminole	1
Deltona, Seminole	1
Doral, Unknown	1
Downingtown, Hillsborough	1
Dpo, Santa Rosa	1
Brooklyn, Dade	1

COVID-19: characteristics of 1,689,700 Florida resident cases

Data through Jan 30, 2021 verified as of Jan 31, 2021 at 09:25 AM

Data in this report are provisional and subject to change.

The table below includes the cities and counties of residence for cases in Florida residents based on the patient's ZIP Code. Note that city is not always received as part of the initial notification and may be missing while the case is being investigated.

City and county	Cases
Brooklyn, Lee	1
Caracas, Dade	1
Boston, Broward	1
Apopka, Clay	1
Asheville, Highlands	1
Astoria, Broward	1
Bartow, Hardee	1
Bay Harbor Islands, Unknown	1
Bel Air, Collier	1
O, Manatee	1
Alachua, Duval	1
Alpharetta, Broward	1
Homeless, Monroe	1
Homeless, Pinellas	1
Hoclywsod, Dade	1
Hernando, Marion	1
Hialeah, Collier	1
Gotcha, Orange	1
Greensburg, Palm Beach	1
Helen, Bay	1
Hallandale, Unknown	1
Fort Lauderdale, Leon	1
Fort Pierce, Palm Beach	1
Fort White, Clay	1
Garden City, Alachua	1
Gaylord, Orange	1
Dallas, Hernando	1
Fisher Island, Unknown	1
Lake Butler, Alachua	1
Knoxville, Bay	1
Kingsland, Nassau	1
Keys West, Unknown	1
Lakewood Ranch, Unknown	1
Ldhl, Broward	1
Las Vegas, Palm Beach	1
Key West, Duval	1
Indian Rocks Beach, Duval	1
Inglewood, Sarasota	1
Inwood, Broward	1
Irvine, Marion	1
Istachatta, Hernando	1
Jefferson, Dade	1
Jonesboro, Leon	1
Jupiter, Dade	1
Jupiter, St. Lucie	1
Kenilworth, Leon	1
Milford, Lee	1
Micanopy, Marion	1
Mckinney, Broward	1
Miamc, Dade	1
Longwood, Volusia	1
Little Neck, Lee	1
Missing, Okeechobee	1
Monroe Township, Palm Beach	1
Moore Haven, Okeechobee	1
Morrisville, Unknown	1
New Middletown, Hillsborough	1
Newberry, Marion	1
North Palm Beach, Orange	1

COVID-19: characteristics of 1,689,700 Florida resident cases

Data through Jan 30, 2021 verified as of Jan 31, 2021 at 09:25 AM

Data in this report are provisional and subject to change.

The table below includes the cities and counties of residence for cases in Florida residents based on the patient's ZIP Code. Note that city is not always received as part of the initial notification and may be missing while the case is being investigated.

City and county	Cases
Northport, Sarasota	1
Oakland, Lee	1
Jacksonville, Baker	1
Jacksonville, Marion	1
Jupiter Inlet, Palm Beach	1
Jzx, Unknown	1
Irmo, Unknown	1
Key West, Palm Beach	1
Kilgore, Dade	1
Lake Clarke Shores, Palm Beach	1
Lake Forest, Collier	1
Land O Lakes, Unknown	1
Landolakes, Unknown	1
Lawton, Okaloosa	1
Lima, Manatee	1
Lima, Volusia	1
Greensboro, Leon	1
Macclenny, Dixie	1
Madison, Jefferson	1
Maitland, Collier	1
Miamiardens, Unknown	1
Miamksaohes, Dade	1
Miami Dade, Unknown	1
Metter, Manatee	1
Monument, Broward	1
Morrisville, Palm Beach	1
North Brunswick, St. Lucie	1
North Lauderdale, Unknown	1
Mokena, Lee	1
Clearwater, Leon	1
Charlotte, Alachua	1
Cantonment, Santa Rosa	1
Bradenton, Lee	1
Bradenton, Sarasota	1
Canton, Duval	1
Callahan, Duval	1
Bogota, Unknown	1
Atlanta, Walton	1
Attalla, Broward	1
Auburn, Palm Beach	1
Autaugaville, Broward	1
Apopka, Volusia	1
Alachua, Suwannee	1
Alafaya, Broward	1
Alafaya, Pinellas	1
East Setauket, Palm Beach	1
El Dorado, Palm Beach	1
Dalecity, Okaloosa	1
Deerfield Beach, Polk	1
Crestview, Broward	1
Crystal River, Marion	1
Glen Cove, Unknown	1
Glen Saint Mary, Duval	1
Gainesville, Levy	1
Fleming Island, Duval	1
Florida City, Unknown	1
Fellsmere, Brevard	1
Vernon, Walton	1
West Miami, Unknown	1

COVID-19: characteristics of 1,689,700 Florida resident cases

Data through Jan 30, 2021 verified as of Jan 31, 2021 at 09:25 AM

Data in this report are provisional and subject to change.

The table below includes the cities and counties of residence for cases in Florida residents based on the patient's ZIP Code. Note that city is not always received as part of the initial notification and may be missing while the case is being investigated.

City and county	Cases
Waukesha, Volusia	1
Venezuela, Unknown	1
Whippany, Volusia	1
Xifamk, Dade	1
Windermere, Alachua	1
Winfield, Hillsborough	1
Winter Garden, Unknown	1
Winter Park, Brevard	1
Ocala, Duval	1
North Porte, Unknown	1
Notrealville, Polk	1
Okeechobi, Unknown	1
Orem, Dade	1
Orlando, Citrus	1
Orlando, Collier	1
Orlando, Gadsden	1
Orlando, Hernando	1
Orlando, Walton	1
Oviedo, Lake	1
Orlando, St. Johns	1
Plantation, Leon	1
Pooler, Broward	1
Pensacola, Dade	1
Panomo City, Bay	1
Twentynine Palms, Broward	1
Surprise, Unknown	1
Syracuse, Unknown	1
St Cloud, Orange	1
Sarasota, Unknown	1
San Marcos, Unknown	1
Rye, Palm Beach	1
Saint Petersburg, Bay	1
Ridgewood, Lee	1
Roayl Palm Beach, Palm Beach	1
Roseville, Broward	1
Port St. Lucie, Unknown	1
Putnam, Putnam	1
Gwynn Oak, Polk	1
Fort Pierce, Brevard	1
Delray Beach, Broward	1
Eureka, Flagler	1
Fort Worth, Broward	1
Franklin, Orange	1
Gainesville, Santa Rosa	1
Bonnie, St. Johns	1
Big Torch Key, Monroe	1
Black, Holmes	1
Boca Raton, Lee	1
Bonifay, Unknown	1
Apo, Collier	1
Apopka, Citrus	1
Apopka, Hillsborough	1
Arabi, Orange	1
Austin, Dade	1
Coal City, Pasco	1
Celebration, Orange	1
Chicago, Broward	1
Crescent City, Marion	1
Crestview, Unknown	1

COVID-19: characteristics of 1,689,700 Florida resident cases

Data through Jan 30, 2021 verified as of Jan 31, 2021 at 09:25 AM

Data in this report are provisional and subject to change.

The table below includes the cities and counties of residence for cases in Florida residents based on the patient's ZIP Code. Note that city is not always received as part of the initial notification and may be missing while the case is being investigated.

City and county	Cases
Commerce Township, Manatee	1
Crawfordville, Alachua	1
Brownsville, Escambia	1
Bryant, Palm Beach	1
Boys Ranch, Suwannee	1
Addison, Pasco	1
Oviedo, Orange	1
Pace, Escambia	1
Painted Post, Pasco	1
Palatka, Marion	1
Newaygo, Charlotte	1
North Port, Charlotte	1
Milford, Bay	1
Milford, Unknown	1
Mattoon, Lee	1
Na, Dade	1
Naples, Leon	1
Naples, Unknown	1
Los Angeles, Orange	1
Maitland, Palm Beach	1
Marathon Shores, Monroe	1
Marco Island, Lee	1
Marianna, Leon	1
Marianna, Washington	1
Mary Esther, Hillsborough	1
Littleton, St. Johns	1
Lake Worth, Unknown	1
Lake Como, Nassau	1
Lake In The Hills, Broward	1
Indianapolis, Lee	1
Jupiter, Pinellas	1
Kansas City, Palm Beach	1
Winter Springs, Polk	1
Youngstown, Washington	1
Winnetka, Dade	1
Winter Garden, Osceola	1
Winter Park, Duval	1
Winter Park, Palm Beach	1
Roswell, Bay	1
Ruskin, Dade	1
Ruskin, Manatee	1
Scottsdale, Brevard	1
Saint Petersburg, Duval	1
Saint Petersburg, Manatee	1
Pompano Beach, Dade	1
Pompano Beach, Osceola	1
Plymouth, Pasco	1
Port Saint Lucie, Marion	1
Port St Luice, Unknown	1
Port Charlotte, Lee	1
Pembroke Pines, Unknown	1
Pensacola Naval Hospital, Escambia	1
Tavares, Unknown	1
Temple, Palm Beach	1
St Peterburg, Orange	1
Stiamk, Dade	1
Sun City Center, Lee	1
Surfside Beach, Orange	1
Wabasha, Clay	1

COVID-19: characteristics of 1,689,700 Florida resident cases

Data through Jan 30, 2021 verified as of Jan 31, 2021 at 09:25 AM

Data in this report are provisional and subject to change.

The table below includes the cities and counties of residence for cases in Florida residents based on the patient's ZIP Code. Note that city is not always received as part of the initial notification and may be missing while the case is being investigated.

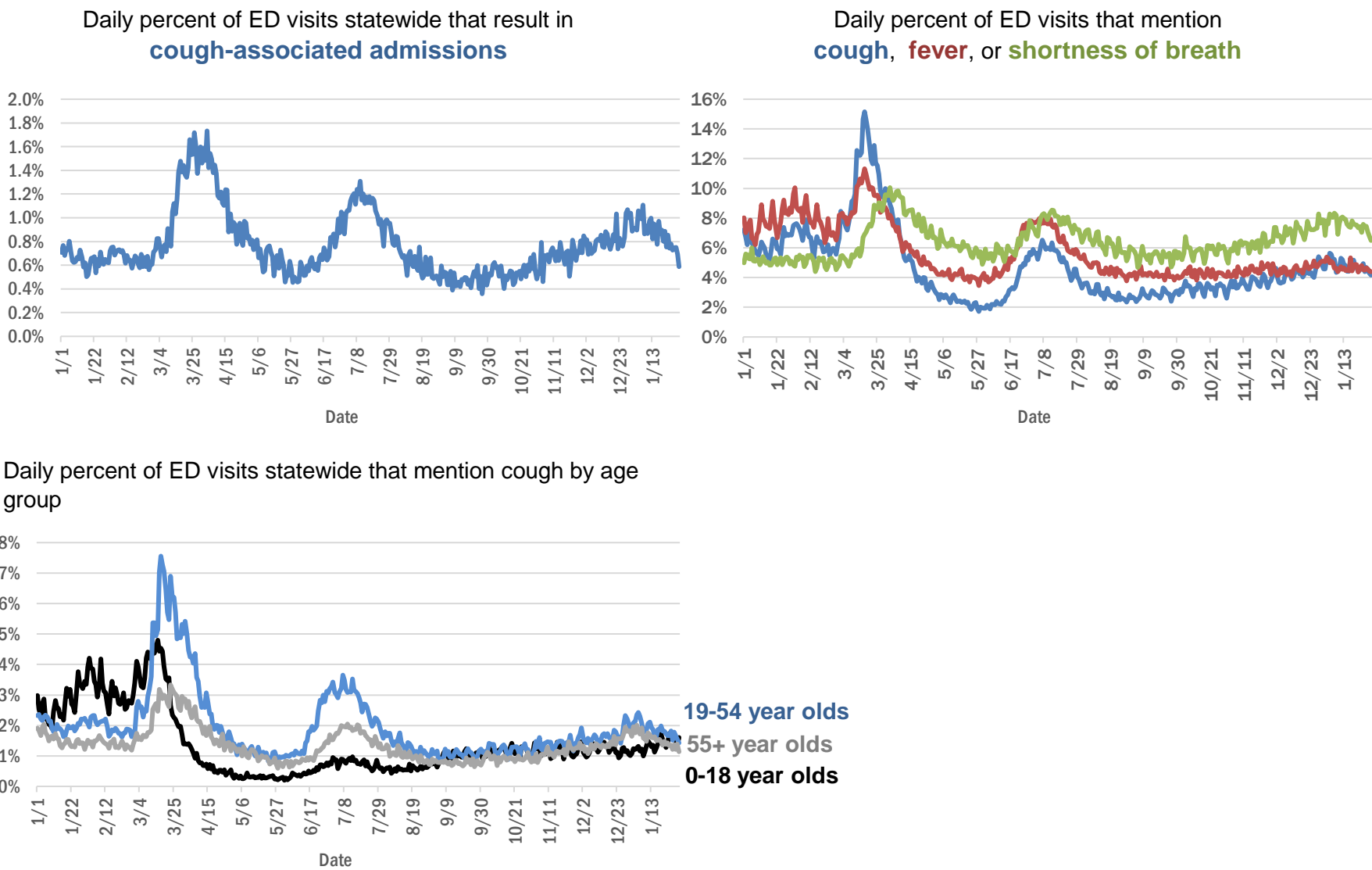
City and county	Cases
Unknown, Duval	1
Upland, Manatee	1
West Hollywood, Broward	1
Waverly, Duval	1
Weston, Unknown	1
Wildwood, Lee	1
West Palm Beach, Unknown	1
Total	1,689,700

COVID-19: additional surveillance information

Data through Jan 30, 2021 verified as of Jan 31, 2021 at 09:25 AM

Data in this report are provisional and subject to change.

Statewide emergency department (ED) chief complaint and admission data



The Electronic Surveillance System for the Early Notification of Community-Based Epidemics (ESSENCE-FL) includes chief complaint data from 211 of 211 Florida EDs. Data are transmitted electronically to ESSENCE-FL daily or hourly.

COVID-19: testing by laboratory

Data through Jan 30, 2021 verified as of Jan 31, 2021 at 09:25 AM

Data in this report are provisional and subject to change.

The numbers in the table below represent the number of Florida and non-Florida residents for whom test results were received by the Department of Health. A person can be tested by more than one laboratory and can have both positive and negative results. **Therefore, the sum of the numbers in each column will be larger than the total number of people tested.**

Reporting lab	Inconclusive	Negative	Positive	Percent positive	Total
LABORATORY CORPORATION OF AMERICA	2,389	1,479,531	202,046	12%	1,683,966
CURATIVE LABS	12,401	1,284,875	191,894	13%	1,489,170
QUEST DIAGNOSTICS	10,954	1,279,420	189,205	13%	1,479,579
BIO REFERENCE LABORATORIES, INC	7,483	864,492	165,888	16%	1,037,863
REALTOX LABS LLC	5,893	551,293	89,945	14%	647,131
HELIX	6,682	501,126	88,321	15%	596,129
GENETWORX	661	390,605	32,946	8%	424,212
CDR MAGUIRE - HEALTH CARE CENTER		338,628	51,525	13%	390,153
RCA LABORATORY SERVICES, LLC		319,118	33,588	10%	352,706
NOMI_HEALTH	1,677	289,420	43,755	13%	334,852
EAST FLORIDA STATE COLLEGE - BREVARD		212,888	26,986	11%	239,874
IMPACT HEALTH BIOMETRIC TESTING, INC	1,011	199,754	23,119	10%	223,884
NOMI HEALTH LAB SERVICES		172,669	19,731	10%	192,400
BPHL-JACKSONVILLE	18	150,885	27,295	15%	178,198
MAKO GENOMICS	6,991	129,177	23,427	15%	159,595
ADVENTHEALTH LAB	99	135,383	17,510	11%	152,992
ELABNETWORK	1,059	136,250	11,607	8%	148,916
MAYO CLINIC LABORATORIES	325	128,344	16,562	11%	145,231
PWNHEALTH	831	126,175	17,369	12%	144,375
CB SMITH PARK		123,213	15,826	11%	139,039
FULGENT DIAGNOSTICS LABORATORY	2,592	122,529	13,494	10%	138,615
BPHL-MIAMI	225	110,094	18,910	15%	129,229
NORTHWEST LABORATORY	246	121,042	6,472	5%	127,760
BAYCARE LABORATORIES LLC	529	115,259	10,455	8%	126,243
MEMORIAL REGIONAL HOSPITAL SOUTH	25	101,789	20,994	17%	122,808
ASCENSION SACRED HEART HOSPITAL - PENSACOLA	2	104,025	16,556	14%	120,583
BIOCOLLECTIONS WORLDWIDE, INC	708	103,177	13,012	11%	116,897
ADVENT HEALTH LAB	112	101,260	13,957	12%	115,329
MEDICAL DIAGNOSTIC LABORATORIES	973	98,488	14,205	12%	113,666
ORLANDO HEALTH SYSTEM	658	100,783	10,621	9%	112,062
UF HEALTH MEDICAL LAB	33	89,870	8,264	8%	98,167
KORVALABS, INC	1,285	91,374	4,693	5%	97,352
BPHL-TAMPA (SPECTRUM BLVD)	45	79,874	15,035	16%	94,954
AKESOGEN		78,327	14,998	16%	93,325
TESTING MATTERS INC	349	79,250	12,929	14%	92,528
TAMPA GENERAL HOSPITAL	4	82,280	7,931	9%	90,215
DIATHERIX LABORATORIES (VRL EUROFINs)		76,846	11,700	13%	88,546
SUNPATH MEDICAL DIAGNOSTICS LABORATORY	772	75,278	11,624	13%	87,674
BAPTIST HEALTH SOUTH FLORIDA	306	65,412	10,535	14%	76,253
ASCENSION ST VINCENT'S - RIVERSIDE	1	62,199	9,225	13%	71,425
JACKSON MEMORIAL HOSPITAL CLINICAL LAB	79	55,184	10,352	16%	65,615
AEGIS SCIENCES CORPORATION	541	54,441	10,163	16%	65,145
LAKELAND REGIONAL MEDICAL CENTER	129	56,447	7,555	12%	64,131
SOUTH MIAMI HOSPITAL LAB	342	54,880	8,081	13%	63,303
UF HEALTH SHANDS HOSPITAL	416	54,326	4,087	7%	58,829
AIT LABORATORIES		48,454	5,950	11%	54,404
ARUP LABORATORIES	16	50,042	2,919	6%	52,977

COVID-19: testing by laboratory

Data through Jan 30, 2021 verified as of Jan 31, 2021 at 09:25 AM

Data in this report are provisional and subject to change.

The numbers in the table below represent the number of Florida and non-Florida residents for whom test results were received by the Department of Health. A person can be tested by more than one laboratory and can have both positive and negative results. **Therefore, the sum of the numbers in each column will be larger than the total number of people tested.**

Reporting lab	Inconclusive	Negative	Positive	Percent positive	Total
INGENIOUS PERSONALIZED MEDICINE	169	41,764	8,874	17%	50,807
AMERICAN HEALTH ASSOCIATES	9	46,979	3,587	7%	50,575
APPLIED INGENUITY DIAGNOSTICS LLC		45,771	2,071	4%	47,842
BAPTIST HEALTH - JACKSONVILLE	4	41,883	3,493	8%	45,380
VIRACOR EUROFINS		35,365	9,799	22%	45,164
TALLAHASSEE MEMORIAL HOSPITAL	228	39,801	5,087	11%	45,116
GENESIS REFERENCE LABORATORIES		38,245	4,499	11%	42,744
SARASOTA MEMORIAL HOSPITAL MAIN LAB	12	35,700	3,278	8%	38,990
BROWARD GENERAL MEDICAL CENTER-CLINICAL LAB	2	34,086	3,668	10%	37,756
MILLENNIUM PHYSICIAN GROUP	17	31,343	6,074	16%	37,434
ORANGE COUNTY CONVENTION CENTER		33,330	3,684	10%	37,014
LEE HEALTH - CAPE CORAL HOSPITAL	3	30,965	5,214	14%	36,182
NICKLAUS CHILDREN'S HOSPITAL	64	31,306	4,579	13%	35,949
FLORIDA HOSPITAL - TAMPA	37	32,930	2,921	8%	35,888
MIAMI DADE COUNTY		32,093	3,528	10%	35,621
UNIVERSITY OF MIAMI HOSPITAL	49	31,660	3,337	10%	35,046
WALGREENS	34	28,746	5,303	16%	34,083
ADVENTIST HEALTH SYSTEMS SUNBELT INC DBA		30,183	3,366	10%	33,549
UF HEALTH JACKSONVILLE	47	29,896	3,574	11%	33,517
ECCO LAB GROUP CO	482	27,565	4,442	14%	32,489
DWIC OF TAMPA BAY INC		28,227	3,202	10%	31,429
NORTH FLORIDA REGIONAL MEDICAL CENTER		24,819	3,110	11%	27,929
ST JOSEPHS HOSPITAL LABORATORY	23	24,154	3,221	12%	27,398
JUPITER MEDICAL CENTER LAB	74	24,838	2,389	9%	27,301
MOUNT SINAI MEDICAL CENTER	9	24,534	2,710	10%	27,253
BRANDON REGIONAL HOSPITAL		23,641	3,228	12%	26,869
PALMETTO GENERAL HOSPITAL LAB	3	20,380	4,275	17%	24,658
JFK MEDICAL CENTER LAB	1	21,688	2,853	12%	24,542
STS LAB 2 LLC	6	22,985	1,186	5%	24,177
ACCESS DX LABORATORY	212	21,033	2,042	9%	23,287
INTEGRATED REGIONAL LABORATORIES LLP	1	19,848	3,361	14%	23,210
WATSON CLINIC LLP		18,535	4,358	19%	22,893
MINUTECLINIC LLC		19,236	3,632	16%	22,868
MEDFAST URGENT CARE CENTERS, LLC	12	19,418	3,022	13%	22,452
STATLAB_MOBILE	1	19,968	2,019	9%	21,988
AVENTUS BIO LABS	16	18,757	2,778	13%	21,551
HOLY CROSS HOSPITAL CLINICAL LAB	1	19,733	1,803	8%	21,537
HEALTHLINK DIAGNOSTIC LABORATORIES	280	18,799	2,210	10%	21,289
PANCARE OF FLORIDA INC		18,909	2,259	11%	21,168
NAPLES COMMUNITY HOSPITAL	67	18,969	1,961	9%	20,997
MORTON PLANT HOSPITAL-ADLER INSTITUTE	26	18,726	2,218	11%	20,970
GENESIS MEDICAL LABORATORY	263	17,100	3,323	16%	20,686
LAB DIAGNOSTICS LLC	383	15,023	5,270	25%	20,676
ADVENT HEALTH - DAYTONA BEACH	32	18,890	1,613	8%	20,535

COVID-19: testing by laboratory

Data through Jan 30, 2021 verified as of Jan 31, 2021 at 09:25 AM

Data in this report are provisional and subject to change.

The numbers in the table below represent the number of Florida and non-Florida residents for whom test results were received by the Department of Health. A person can be tested by more than one laboratory and can have both positive and negative results. **Therefore, the sum of the numbers in each column will be larger than the total number of people tested.**

Reporting lab	Inconclusive	Negative	Positive	Percent positive	Total
MALABAR MEDICAL WALK IN CLINIC	1	17,116	3,365	16%	20,482
NIGHT LITE PEDIATRIC CENTER LLC		18,178	2,222	11%	20,400
EXACT SCIENCES LABORATORIES		18,079	2,299	11%	20,378
PATIENTS FIRST LAKE ELLA MEDICAL CENTER PA		16,558	3,098	16%	19,656
INFINITY BIOLOGIX LLC	54	18,735	817	4%	19,606
DRS CLACK SPENCER WHITE & MCCORMACK PA D/B/A		17,672	1,873	10%	19,545
AHALABS		17,812	1,382	7%	19,194
SAINT MARY'S MEDICAL CENTER	24	16,983	2,008	11%	19,015
HEALTH CENTER AT SINAI RESIDENCES		16,932	506	3%	17,438
BIOCERNA LABS	461	14,582	2,112	12%	17,155
UNITED CLINICAL LABORATORY LLC	2	15,047	2,072	12%	17,121
BAYFRONT HEALTH - ST PETERSBURG	17	14,146	2,214	14%	16,377
WELLINGTON REGIONAL MED CTR LAB	6	14,468	1,793	11%	16,267
LEESBURG REGIONAL MEDICAL CENTER		14,233	1,960	12%	16,193
OSCEOLA REGIONAL MEDICAL CENTER	1	14,032	2,086	13%	16,119
CLEVELAND CLINIC HOSPITAL LAB	4	13,848	1,967	12%	15,819
HOMESTEAD HOSPITAL CLINICAL LABORATORY	27	12,732	2,736	18%	15,495
MEMORIAL HOSPITAL JACKSONVILLE	8	12,869	2,559	17%	15,436
CLEVELAND CLINIC TRADITION HOSPITAL		13,962	1,062	7%	15,024
INDIAN RIVER MEDICAL CENTER LAB		13,669	851	6%	14,520
ORANGE PARK MEDICAL CENTER	9	11,962	2,452	17%	14,423
NORTHWEST MEDICAL CENTER	1	12,558	1,783	12%	14,342
VISTA CLINICAL DIAGNOSTICS	463	11,943	1,492	11%	13,898
INDIAN RIVER PATHOLOGY LLC		12,740	1,142	8%	13,882
BETHESDA HOSPITAL EAST		12,597	1,271	9%	13,868
ACCESS MEDICAL LABORATORIES	4	7,091	6,737	49%	13,832
PRIVA PATH LABS	71	12,893	848	6%	13,812
DELRAY MEDICAL CENTER LAB	3	12,362	1,418	10%	13,783
OAK HILL HOSPITAL		12,182	1,557	11%	13,739
WEST KENDALL BAPTIST HOSPITAL	10	11,044	2,629	19%	13,683
MEMORIAL REGIONAL HOSPITAL CLINICAL LABORATORY	10	12,643	880	7%	13,533
CLARITY LAB SOLUTIONS	75	11,906	1,533	11%	13,514
LAWNWOOD REGIONAL MEDICAL CENTER	1	11,519	1,858	14%	13,378
LEE HEALTH - LEE MEMORIAL HOSPITAL		9,951	3,423	26%	13,374
BAPTIST HEALTHCARE - BAPTIST HOSPITAL	5	10,313	2,832	22%	13,150
BAPTIST HEALTH - SOUTH		11,948	1,071	8%	13,019
LARGO MEDICAL CENTER		11,320	1,451	11%	12,771
WINTER HAVEN HOSPITAL CLINICAL LABORATORY	4	10,760	1,961	15%	12,725
NONA SCIENTIFIC	5	9,621	3,086	24%	12,712
UHEALTH CORAL GABLES/LENNAR MED CTR	7	11,877	678	5%	12,562
CARDIOPATH	84	10,694	1,594	13%	12,372
WEST FLORIDA HOSPITAL LAB		9,435	2,743	23%	12,178
LAKE CITY HM		11,147	988	8%	12,135
ST ANTHONY'S HOSPITAL LAB	30	10,617	1,404	12%	12,051
FLORIDA HOSPITAL WATERMAN LABORATORY	70	10,997	860	7%	11,927

COVID-19: testing by laboratory

Data through Jan 30, 2021 verified as of Jan 31, 2021 at 09:25 AM

Data in this report are provisional and subject to change.

The numbers in the table below represent the number of Florida and non-Florida residents for whom test results were received by the Department of Health. A person can be tested by more than one laboratory and can have both positive and negative results. **Therefore, the sum of the numbers in each column will be larger than the total number of people tested.**

Reporting lab	Inconclusive	Negative	Positive	Percent positive	Total
GOOD SAMARITAN MEDICAL CENTER LAB	2	10,296	1,544	13%	11,842
WESTSIDE REGIONAL MED CTR	2	10,082	1,719	15%	11,803
BINAXNOW	9	9,062	2,720	23%	11,791
MEDICAL CENTER OF TRINITY CLINICAL LABORATORY	2	10,431	1,287	11%	11,720
ST MARKS HOSPITAL LABORATORY B	78	10,627	1,002	9%	11,707
THE HEALTHCARE DISTRICT OF PALM BEACH COUNTY	41	10,185	1,475	13%	11,701
PALMS WEST HOSPITAL LAB	2	9,981	1,696	15%	11,679
PWN HEALTH	17	9,503	2,061	18%	11,581
MERCY HOSPITAL A CAMPUS OF PLANTATION GEN HOSP LAB	1	9,600	1,861	16%	11,462
GULF COAST MEDICAL CENTER MICROLAB		8,863	2,516	22%	11,379
ADVENTHEALTH CENTRA CARE LAKE BUENA VISTA		10,034	1,197	11%	11,231
REGIONAL MEDCIAL CENTER BAYONET POINT	2	10,288	919	8%	11,209
ST JOSEPHS HOSPITAL	18	9,582	1,416	13%	11,016
THE VILLAGES REGIONAL HOSPITAL		9,873	1,115	10%	10,988
CAPITAL REGIONAL MEDICAL CTR		8,702	2,212	20%	10,914
GENOVA DIAGNOSTICS LABORATORY	50	9,816	918	9%	10,784
AVENTURA HOSPITAL LAB		8,630	2,044	19%	10,674
COAST DIAGNOSTICS LLC	45	9,517	1,097	10%	10,659
CORAL GABLES HOSPITAL CLINICAL LABORATORY		8,917	1,735	16%	10,652
HALIFAX MEDICAL CENTER LAB	36	9,003	1,587	15%	10,626
LARKIN COMMUNITY HOSPITAL	10	9,175	1,418	13%	10,603
WEST BOCA MEDICAL CENTER LAB		9,684	776	7%	10,460
LARKIN COMMUNITY HOSPITAL INC DBA CARDIOTROPIC		6,820	3,621	35%	10,441
MEASE COUNTRYSIDE LAB	14	9,307	1,112	11%	10,433
FLORIDA LABORATORY ANALYSIS		9,143	1,263	12%	10,406
NEMOURS CHILDRENS HOSPITAL	1	9,778	604	6%	10,383
BLAKE MEDICAL CENTER		9,022	1,331	13%	10,353
PATHNOSTICS	40	8,002	2,268	22%	10,310
MANATEE MEMORIAL HOSPITAL		9,383	873	9%	10,256
LEE HEALTH - HEALTH PARK MEDICAL CENTER		8,530	1,722	17%	10,252
PALM BEACH GARDENS MEDICAL CTR LAB		9,088	981	10%	10,069
BAPTIST HEALTH SOUTH FLORIDA - WEST KENDALL URGENT CARE		8,435	1,623	16%	10,058
SRQ DRIVE THROUGH☐		8,944	905	9%	9,849
PALM BEACH BALL PARK		8,605	1,004	10%	9,609
FLORIDA HOSPITAL HEARTLAND MED CTR CLINICAL LAB	33	8,294	1,270	13%	9,597
AVECINA	17	8,865	690	7%	9,572
LAKE CITY MEDICAL CENTER		7,503	2,064	22%	9,567
ADVENT HEALTH - WESLEY CHAPEL	14	8,585	892	9%	9,491
BOSTON HEART DIAGNOSTICS CORP		8,059	1,190	13%	9,249
VIKOR SCIENTIFIC	33	7,578	1,632	18%	9,243
P4 CLINICAL, LLC	190	8,047	904	10%	9,141
DOCTORS HOSPITAL	7	7,562	1,512	17%	9,081
PRECISION HEALTH RESOURCES LLC		8,483	568	6%	9,051
AVECINA MEDICAL	4	6,174	2,839	31%	9,017
PLANTATION GENERAL HOSPITAL		7,585	1,398	16%	8,983
CERNERELR_BAYCARE	43	8,320	616	7%	8,979
LABSTAT LLC	3	8,509	422	5%	8,934

COVID-19: testing by laboratory

Data through Jan 30, 2021 verified as of Jan 31, 2021 at 09:25 AM

Data in this report are provisional and subject to change.

The numbers in the table below represent the number of Florida and non-Florida residents for whom test results were received by the Department of Health. A person can be tested by more than one laboratory and can have both positive and negative results. **Therefore, the sum of the numbers in each column will be larger than the total number of people tested.**

Reporting lab	Inconclusive	Negative	Positive	Percent positive	Total
FLORIDA MEDICAL CENTER - A CAMPUS OF NORTH SHORE	2	7,738	1,047	12%	8,787
LEON MEDICAL CENTERS LLC		6,815	1,921	22%	8,736
CENTRAL FLORIDA REGIONAL HOSPITAL		7,715	913	11%	8,628
NORTHSIDE HOSPITAL AND HEART INSTITUTE		7,707	895	10%	8,602
AMERICAN FAMILY CARE		4,556	3,996	47%	8,552
CORAL SPRINGS MED CTR		7,703	823	10%	8,526
MOLECULAR INFECTIOUS DISEASES	16	8,261	114	1%	8,391
FLORIDA HOSPITAL DELAND	10	7,280	1,076	13%	8,366
INFORM DIAGNOSTICS, INC		7,860	477	6%	8,337
AVECINA MEDICAL OAKLEAF	3	6,977	1,330	16%	8,310
SARKIS CLINICAL TRIALS	22	7,195	1,080	13%	8,297
CERNERELR_BAPTISTMIAMI	31	7,313	862	11%	8,206
FLORIDA HOSPITAL FLAGLER	29	7,474	689	8%	8,192
EXPRESS GENE MOLECULAR DIAGNOSTICS LABORATORY		6,886	1,282	16%	8,168
ALL CHILDREN'S HOSPITAL		7,507	544	7%	8,051
ADVENTHEALTH CENTRA CARE WATERFORD LAKES		6,665	1,344	17%	8,009
NORTH SHORE MEDICAL CENTER		6,553	1,332	17%	7,885
OCALA REGIONAL MEDICAL CENTER		6,825	1,041	13%	7,866
BROWARD HEALTH NORTH CLINICAL LABORATORY		6,969	889	11%	7,858
BAPTIST HEALTH SOUTH FLORIDA - COUNTRY WALK URGENT CARE		6,458	1,345	17%	7,803
FLORIDA HOSPITAL ZEPHYRHILLS	10	6,964	815	10%	7,789
FLORIDA HOSPITAL OF CARROLLWOOD	23	6,574	1,071	14%	7,668
NCF DIAGNOSTICS & DNA TECHNOLOGIES LAB	127	7,103	427	6%	7,657
WEST PALM HOSPITAL LAB		7,018	626	8%	7,644
LEE HEALTH - GULF COAST MEDICAL CENTER	2	6,025	1,579	21%	7,606
NCH NORTH NAPLES HOSPITAL LAB	15	6,733	829	11%	7,577
MEDARBOR DIAGNOSTICS	1	6,477	1,090	14%	7,568
SOUTH BAY HOSPITAL CLINICAL LAB	1	6,686	815	11%	7,502
KD MEDICAL CHOICE LLC	5	6,781	712	9%	7,498
CLEVELAND CLINIC MARTIN SOUTH HOSPITAL	1	6,539	817	11%	7,357
ADVENTHEALTH CENTRA CARE ST CLOUD	1	6,213	1,040	14%	7,254
CernerELR_Advent		6,225	1,018	14%	7,243
NATIONWIDE LABORATORY SERVICES INC	238	5,949	1,009	14%	7,196
BAPTIST HEALTH - BEACHES		6,582	576	8%	7,158
MEMORIAL HOSPITAL WEST LABORATORY SERVICES	14	6,389	661	9%	7,064
ISPM LABS, LLC DBA CAPSTONE DIAGNOSTICS, LLC		6,624	359	5%	6,983
MEDRITE MEDICAL CARE, PC	3,241	3,336	391	6%	6,968
POINCIANA MEDICAL CENTER		5,323	1,562	23%	6,885
BAPTIST HEALTH SOUTH FLORIDA - MIAMI LAKES URGENT CARE		5,398	1,482	22%	6,880
BAYCARE COMMUNITY HEALTH		6,684	177	3%	6,861
LUMINUS DIAGNOSTICS		6,249	549	8%	6,798
FULGENT DIAGNOSTICS	104	6,111	471	7%	6,686
MEMORIAL HOSPITAL MICRO		6,192	470	7%	6,662
WEST MARION COMMUINITY HOSPITAL LAB		5,557	1,100	17%	6,657
MORTON PLANT-MEASE	5	6,033	615	9%	6,653
ARCPPOINT LABS OF FORT MYERS	4	5,731	844	13%	6,579
ANNE BATES LEACH EYE HOSPITAL/ ABLEH MICROBIOLOGY LABORATORY	4	6,463	98	1%	6,565

COVID-19: testing by laboratory

Data through Jan 30, 2021 verified as of Jan 31, 2021 at 09:25 AM

Data in this report are provisional and subject to change.

The numbers in the table below represent the number of Florida and non-Florida residents for whom test results were received by the Department of Health. A person can be tested by more than one laboratory and can have both positive and negative results. **Therefore, the sum of the numbers in each column will be larger than the total number of people tested.**

Reporting lab	Inconclusive	Negative	Positive	Percent positive	Total
VISTA CLINICAL	8	3,838	2,708	41%	6,554
SANTA ROSA MEDICAL CENTER		5,285	1,240	19%	6,525
CLEVELAND CLINIC MARTIN NORTH HOSPITAL		5,724	770	12%	6,494
LAKEWOOD RANCH MEDICAL CENTER		5,950	513	8%	6,463
H LEE MOFFITT CANCER CENTER LABORATORY	1	6,256	189	3%	6,446
MEDEXPRESS URGENT CARE	2	4,364	2,059	32%	6,425
FLORIDA HOSPITAL FISH MEMORIAL	19	5,437	929	15%	6,385
ST LUCIE MEDICAL CENTER		5,108	1,254	20%	6,362
SYNERGY LABORATORIES	7	5,450	840	13%	6,297
BAPTIST HEALTH SOUTH FLORIDA - WESTCHESTER URGENT CARE		5,021	1,124	18%	6,145
AVERO DIAGNOSTICS - IRVING	8	5,625	424	7%	6,057
GENE BY GENE, GENOMICS RESEARCH CENTER LAB	44	5,663	310	5%	6,017
ADVENTHEALTH CENTRA CARE WINTER GARDEN	1	5,283	643	11%	5,927
HIALEAH HOSPITAL	4	4,559	1,315	22%	5,878
UNKNOWN	3	3,193	2,675	46%	5,871
BAPTIST HEALTH SOUTH FLORIDA - DORAL URGENT CARE		4,665	1,195	20%	5,860
ST JOSEPHS NORTH HOSPITAL LAB	7	5,042	798	14%	5,847
BAYFRONT HEALTH - VENICE REGIONAL MEDICAL	1	5,338	505	9%	5,844
FLORIDA HOSPITAL OCALA		5,081	748	13%	5,829
HEALTHQUEST ESOTERICS		4,592	1,233	21%	5,825
ADVENTHEALTH CENTRA CARE CLERMONT		4,925	864	15%	5,789
ADVENTHEALTH CENTRA CARE UNIVERSITY	1	5,094	672	12%	5,767
ADVENTHEALTH CENTRA CARE WINTER PARK		5,160	555	10%	5,715
OVIEDO MEDICAL CENTER		5,102	594	10%	5,696
BAPTIST HEALTH - NASSAU		5,333	302	5%	5,635
IMPERIAL POINT MEDICAL CENTER		5,152	469	8%	5,621
SYNERGY DIAGNOSTIC LABORATORY	85	4,916	587	11%	5,588
HOLIDAY CVS LLC		5,273	247	4%	5,520
ADVENTHEALTH CENTRA CARE DR PHILLIPS		5,021	495	9%	5,516
SOLARIS DIAGNOSTICS	9	4,913	544	10%	5,466
ADVENTHEALTH CENTRA CARE HUNTERS CREEK	3	4,624	763	14%	5,390
TROPICANA FIELD - LOT 2	19	4,855	478	9%	5,352
FORT WALTON BEACH MEDICAL CENTER		4,548	801	15%	5,349
ST PETERSBURG GENERAL HOSPITAL		4,465	847	16%	5,312
SUNRISE MEDICAL LABORATORIES	2	4,902	353	7%	5,257
MARTIN HOSPITAL SOUTH LAB		4,966	282	5%	5,248
ADVENTHEALTH CENTRA CARE LAKELAND	1	4,518	696	13%	5,215
SOUTH FLORIDA BAPTIST HOSPITAL MICRO	4	4,330	812	16%	5,146
ATLANTIS URGENT CARE	1	3,706	1,438	28%	5,145
BAPTIST HEALTH SOUTH FLORIDA - PEMBROKE PINES URGENT CARE		4,314	830	16%	5,144
ADVENTHEALTH CENTRA CARE LEE ROAD		4,594	513	10%	5,107
BAYFRONT HEALTH - PORT CHARLOTTE		4,679	424	8%	5,103
TRINITY SPRINGS		4,357	729	14%	5,086
COMMUNITY HEALTH CENTERS OF PINELLAS INC		3,996	1,034	21%	5,030
FLORIDA HOSPITAL NORTH PINELLAS	11	4,582	406	8%	4,999
ADVENTHEALTH CENTRA CARE LAKE MARY	2	4,285	632	13%	4,919
CLINICAL REFERENCE LABORATORY	2	4,668	236	5%	4,906

COVID-19: testing by laboratory

Data through Jan 30, 2021 verified as of Jan 31, 2021 at 09:25 AM

Data in this report are provisional and subject to change.

The numbers in the table below represent the number of Florida and non-Florida residents for whom test results were received by the Department of Health. A person can be tested by more than one laboratory and can have both positive and negative results. **Therefore, the sum of the numbers in each column will be larger than the total number of people tested.**

Reporting lab	Inconclusive	Negative	Positive	Percent positive	Total
ADVENTHEALTH CENTRA CARE SANFORD		4,281	553	11%	4,834
MEDEXPRESS URGENT CARE OF BOYNTON BEACH LLC		4,538	277	6%	4,815
BAPTIST HEALTH SOUTH FLORIDA - CORAL SPRINGS URGENT CARE		4,130	672	14%	4,802
ADVENTHEALTH CENTRA CARE MOUNT DORA		3,974	824	17%	4,798
ADVENTHEALTH CENTRA CARE KISSIMMEE		4,268	495	10%	4,763
DOCTORS URGENT CARE LLC	1	3,860	883	19%	4,744
ACUTIS DIAGNOSTICS	16	3,808	901	19%	4,725
SUNCOAST PATHOLOGY ASSOCIATES		4,308	389	8%	4,697
MEDICAL DNA LABS LLC	2	4,284	394	8%	4,680
MEDEXPRESS URGENT CARE HUDSON		4,051	609	13%	4,660
PUTNAM COMMUNITY MEDICAL CENTER		4,002	625	14%	4,627
ADVENTHEALTH CENTRA CARE APOPKA	1	3,984	626	14%	4,611
NIGHT LITE PEDIATRICS	4	3,338	1,245	27%	4,587
EGLIN AIR FORCE BASE	12	3,296	1,253	27%	4,561
ANGEL KIDS PEDIATRICS		4,277	279	6%	4,556
ADVENTIST HEALTH SYSTEMS, SUNBELT INC		4,003	546	12%	4,549
EMPIRE CITY LABORATORIES INC	47	3,813	628	14%	4,488
UNIVERSITY HOSPITAL AND MEDICAL CENTER		3,417	1,053	24%	4,470
MOFFITT CANCER CENTER	6	4,370	93	2%	4,469
NORTHWEST FLORIDA COMMUNITY HOSPITAL	27	3,137	1,288	29%	4,452
INDIAN RIVER MEDICAL CENTER		3,737	690	16%	4,427
PARAMOUNT URGENT CARE		2,133	2,287	52%	4,420
BAPTIST HEALTH - NORTH		3,409	988	22%	4,397
ADVENTHEALTH CENTRA CARE ALTAMONTE		3,833	543	12%	4,376
MICROGEN DX	3	3,730	640	15%	4,373
INFINITY BIOLOGIX LLC (GINKO BIOWORKS)		4,262	92	2%	4,354
COASTAL MED URGENT CARE		2,910	1,422	33%	4,332
DOCTORS URGENT CARE OF LUTZ LLC	1	3,380	863	20%	4,244
BAPTIST HEALTH SOUTH FLORIDA - TAMiami TRAIL URGENT CARE		3,367	827	20%	4,194
URGENT CARE CURE	2	3,590	585	14%	4,177
PALMS OF PASADENA HOSPITAL		3,699	476	11%	4,175
QDX PATHOLOGY SERVICES	2	3,813	338	8%	4,153
NCH DOWNTOWN NAPLES HOSPITAL	11	3,637	484	12%	4,132
MEASE DUNEDIN HOSPITAL	5	3,693	392	10%	4,090
AHCC WESLEY CHAPEL		3,651	427	10%	4,078
WESTCHESTER HOSPITAL	23	3,239	793	20%	4,055
NIGHT LITE PEDIATRICS URGENT CARE	1	3,414	636	16%	4,051
THE CENTER FOR URGENT CARE	3	3,351	695	17%	4,049
BAPTIST HEALTH SOUTH FLORIDA - CORAL GABLES (UNIVERSITY) URGENT CARE		3,525	520	13%	4,045
ADVENTHEALTH CENTRA CARE OVIEDO		3,454	574	14%	4,028
PRO CLINIC		3,119	900	22%	4,019
ADVENTHEALTH CENTRA CARE AZALEA PARK		3,422	594	15%	4,016
ADVENTHEALTH CENTRA CARE PORT ORANGE		3,315	695	17%	4,010
DOCTORS HOSPITAL OF SARASOTA CLINICAL LABORATORY		3,476	524	13%	4,000
BAPTIST HEALTH SOUTH FLORIDA - KENDALE LAKES URGENT CARE		3,188	803	20%	3,991
MEDEXPRESS URGENT CARE - ESTERO		3,585	399	10%	3,984
PHYSICIANS REGIONAL MEDICAL CENTER - PINE RIDGE RD	1	3,263	717	18%	3,981

COVID-19: testing by laboratory

Data through Jan 30, 2021 verified as of Jan 31, 2021 at 09:25 AM

Data in this report are provisional and subject to change.

The numbers in the table below represent the number of Florida and non-Florida residents for whom test results were received by the Department of Health. A person can be tested by more than one laboratory and can have both positive and negative results. **Therefore, the sum of the numbers in each column will be larger than the total number of people tested.**

Reporting lab	Inconclusive	Negative	Positive	Percent positive	Total
BAPTIST HEALTH SOUTH FLORIDA - PINECREST URGENT CARE		3,429	549	14%	3,978
RAULERSON HOSPITAL		3,267	708	18%	3,975
HEALTH FIRST ADVENTHEALTH CENTRA CARE GATEWAY	1	3,525	372	10%	3,898
BAPTIST HEALTH SOUTH FLORIDA - CORAL GABLES URGENT CARE		3,247	648	17%	3,895
NCH NORTH NAPLES HOSPITAL	6	3,323	537	14%	3,866
ADVENTHEALTH CENTRA CARE SOUTH ORANGE		3,280	562	15%	3,842
HEALTH FIRST ADVENTHEALTH CENTRA CARE TITUSVILLE		3,421	411	11%	3,832
ESCAMBIA COMMUNITY CLINICS INC	7	2,771	1,025	27%	3,803
ADVENTHEALTH CENTRA CARE LONGWOOD		3,362	438	12%	3,800
TALLAHASSEE PRIMARY CARE ASSOCIATES		3,299	495	13%	3,794
ADVENTHEALTH CENTRA CARE ORANGE LAKE		3,353	429	11%	3,782
MINUTECLINIC		3,225	533	14%	3,758
FLORIDA FAMILY LABORATORY, INC DBA	21	3,411	321	9%	3,753
MINUTECLINIC LLC #3703		3,119	617	17%	3,736
BAPTIST HEALTH SOUTH FLORIDA - PALMETTO BAY URGENT CARE		3,136	599	16%	3,735
ADVENT HEALTH - HEART OF FLORIDA ER	1	3,160	543	15%	3,704
GENESIS DIAGNOSTICS		3,458	237	6%	3,695
MEDEXPRESS URGENT CARE - ROYAL PALM BEACH		3,319	337	9%	3,656
PEDIATRIC HEALTH CARE ALLIANCE PA		3,320	329	9%	3,649
ADVENTHEALTH CENTRA CARE LEESBURG		2,911	733	20%	3,644
BETHESDA HOSPITAL WEST		3,276	356	10%	3,632
CLARITY LAB SOLUTIONS LLC		3,608	4	0%	3,612
MEDEXPRESS URGENT CARE - GOLDEN GATE		3,235	376	10%	3,611
MEDEXPRESS URGENT CARE PALM BEACH GARDENS		3,336	265	7%	3,601
ADVENTHEALTH CENTRA CARE SAND LAKE		3,241	352	10%	3,593
MEMORIAL HOSPITAL- MIRAMAR	12	3,291	278	8%	3,581
US BIOTEK LABORATORIES	13	3,195	351	10%	3,559
TWIN CITIES HOSPITAL	1	3,095	453	13%	3,549
BAYFRONT HEALTH - SEVEN RIVERS		3,210	323	9%	3,533
BAYA PHARMACY & URGENT CARE		2,530	981	28%	3,511
SIPARADIGM LLC	21	3,222	208	6%	3,451
ASCENSION SACRED HEART - EMERALD COAST		2,818	630	18%	3,448
MIDWAY SPECIALTY CARE CENTER DIAGNOSTICS	38	3,055	226	7%	3,319
LABS ASAP LLC		2,956	360	11%	3,316
DOCTORS TEST CENTERS		2,889	413	13%	3,302
BAPTIST HEALTH SOUTH FLORIDA - DAVIE URGENT CARE		2,742	557	17%	3,299
BAYFRONT HEALTH - BROOKSVILLE		2,878	401	12%	3,279
MEDEXPRESS URGENT CARE - LAKELAND		2,889	387	12%	3,276
PARAMOUNT URGENT CARE - WINDERMERE		1,969	1,211	38%	3,180
MEDCOMP SCIENCES LLC	38	1,529	1,581	50%	3,148
LEE HEALTH CONVENIENT CARE - PAGE FIELD		2,661	474	15%	3,135
BAPTIST HEALTH SOUTH FLORIDA - WESTON URGENT CARE		2,749	355	11%	3,104
ENGLEWOOD COMMUNITY HOSPITAL		2,790	308	10%	3,098
ADVENTHEALTH PROMPT CARE	1	2,172	913	30%	3,086
LAKE SIDE MEDICAL CENTER		2,397	681	22%	3,078
ADVENTHEALTH EXPRESS CARE		2,448	626	20%	3,074
DESOTO MEMORIAL HOSPITAL	3	2,512	548	18%	3,063

COVID-19: testing by laboratory

Data through Jan 30, 2021 verified as of Jan 31, 2021 at 09:25 AM

Data in this report are provisional and subject to change.

The numbers in the table below represent the number of Florida and non-Florida residents for whom test results were received by the Department of Health. A person can be tested by more than one laboratory and can have both positive and negative results. **Therefore, the sum of the numbers in each column will be larger than the total number of people tested.**

Reporting lab	Inconclusive	Negative	Positive	Percent positive	Total
ADVENTHEALTH CENTRA CARE COLONIAL TOWN	2	2,706	325	11%	3,033
AMELIA URGENT CARE		1,549	1,482	49%	3,031
BARTOW REGIONAL MEDICAL CENTER	1	2,535	475	16%	3,011
ACCU REFERENCE MEDICAL LAB	9	2,277	664	23%	2,950
PRECISION HEALTH SOLUTIONS		2,809	109	4%	2,918
PREMIER URGENT CARE OF BREVARD LLC	3	2,517	385	13%	2,905
BAYFRONT HEALTH - PUNTA GORDA		2,688	210	7%	2,898
BAPTIST HEALTH URGENT CARE AT SAWGRASS		2,420	468	16%	2,888
STONE CLINICAL LABORATORIES		2,789	96	3%	2,885
BAPTIST HEALTH SOUTH FLORIDA - BRICKELL URGENT CARE		2,386	498	17%	2,884
VETERANS AFFAIRS MEDICAL CENTER - ORLANDO		1,343	1,534	53%	2,877
VENTURE MEDICAL OF FLORIDA LLC		2,648	228	8%	2,876
WALGREENS ORLANDO	3	2,523	340	12%	2,866
WALGREEN CO	2	2,526	320	11%	2,848
HIGHLANDS REGIONAL MEDICAL CENTER		2,185	662	23%	2,847
EMERALD COAST URGENT CARE		2,135	710	25%	2,845
MEDEXPRESS URGENT CARE CAPE CORAL		2,371	417	15%	2,788
SELECT LABORATORIES - MARION COUNTY, FL LLC	4	2,511	266	10%	2,781
FLORIDA COMMUNITY HEALTH CENTER		2,166	605	22%	2,771
HEALTH FIRST ADVENTHEALTH CENTRA CARE COCOA		2,501	255	9%	2,756
LABORATORY OF FLORIDA LLC	40	2,492	216	8%	2,748
BAYFRONT HEALTH - SPRING HILL		2,486	253	9%	2,739
ADVENTHEALTH CENTRA CARE		2,310	353	13%	2,663
HOLIDAY CVS LLC DBA CVS PHARMACY #5154		2,584	73	3%	2,657
MEMORIAL HOSPITAL PEMBROKE	3	2,340	312	12%	2,655
CITRUS MEMORIAL HOSPITAL LABORATORY		2,240	412	16%	2,652
MINUTECLINIC LLC # 0709		2,229	400	15%	2,629
BMCT Molecular Diagnostics Subsection		2,162	466	18%	2,628
MEDEXPRESS URGENT CARE - DELAND		2,343	273	10%	2,616
SPORTS DRUG TESTING LABORATORY	47	2,430	90	4%	2,567
ADVENT HEALTH - OCALA		2,124	443	17%	2,567
ADVENTIST HEALTH SYSTEMS SUNBELT IN DBA		2,310	253	10%	2,563
URGENT CARE OF THE PALM BEACHES		1,978	583	23%	2,561
PALMS MEDICAL GROUP	5	1,693	840	33%	2,538
PHARMCO RX	2	2,331	202	8%	2,535
HEALTH FIRST ADVENTHEALTH CENTRA CARE MALABAR		2,283	250	10%	2,533
EMERALD COAST URGENT CARE LLC		1,804	653	27%	2,457
ADVENTHEALTH CENTRA CARE KIDS LAKE MARY		2,225	186	8%	2,411
MEDEXPRESS URGENT CARE LEHIGH ACRES		2,089	320	13%	2,409
ADVENT HEALTH - NEW SMYRNA		1,889	515	21%	2,404
MARINERS HOSPITAL		2,165	235	10%	2,400
NXGEN MDX LLC	4	2,124	266	11%	2,394
EMERALD COAST URGENT CARE, LLC	1	1,793	598	25%	2,392
BAPTIST HEALTHCARE - GULF BREEZE HOSPITAL	3	1,966	422	18%	2,391
BAPTIST HEALTH EMERGENCY CENTER COUNTRY WALK	1	1,999	383	16%	2,383
SCION LAB SERVICES LLC	22	2,158	173	7%	2,353
BAPTIST HEALTH - CLAY		2,003	349	15%	2,352

COVID-19: testing by laboratory

Data through Jan 30, 2021 verified as of Jan 31, 2021 at 09:25 AM

Data in this report are provisional and subject to change.

The numbers in the table below represent the number of Florida and non-Florida residents for whom test results were received by the Department of Health. A person can be tested by more than one laboratory and can have both positive and negative results. **Therefore, the sum of the numbers in each column will be larger than the total number of people tested.**

Reporting lab	Inconclusive	Negative	Positive	Percent positive	Total
PRIMEHEALTH URGENT CARE INC		2,010	336	14%	2,346
COMMUNITY HEALTH NORTHWEST FLORIDA	4	1,764	547	24%	2,315
LEE HEALTH - COCONUT POINT CLINICAL LAB	2	1,872	433	19%	2,307
PHYSICIAN ASSOCIATES		2,065	234	10%	2,299
BRASHEAR'S VITAL CARE CORP		1,767	522	23%	2,289
MINUTECLINIC LLC		1,952	337	15%	2,289
ADVENT HEALTH CENTRA CARE -WINTER PARK KIDS URGENT CARE	4	2,065	218	10%	2,287
MINUTECLINIC LLC #3631		1,917	366	16%	2,283
PHYSICIANS STAT LAB	3	1,066	1,210	53%	2,279
BAPTIST HEALTH - OAKLEAF		1,840	407	18%	2,247
PROHEALTH	1	810	1,434	64%	2,245
MINUTECLINIC LLC 5852		1,889	352	16%	2,241
BAPTIST HEALTH SOUTH FLORIDA - MIAMI BEACH URGENT CARE		1,905	323	14%	2,228
PRIMEHEALTH URGENT CARE	1	1,865	360	16%	2,226
GESSLER CLINIC		1,431	769	35%	2,200
MEDEXPRESS FORT MYERS		1,900	276	13%	2,176
PHYSICIANS REGIONAL MEDICAL CENTER - COLLIER BLVD	1	1,526	646	30%	2,173
MC DIAGNOSTIC OF CONNECTICUT, PC #2220		1,821	339	16%	2,160
LOWER KEYS MEDICAL CENTER		1,890	245	11%	2,135
MEDONE PLLC		1,612	508	24%	2,120
VERILY LIFE SCIENCES		2,098	17	1%	2,115
ACCESS POINT HEALTHCARE URGENT & PRIMARY CARE	2	1,541	550	26%	2,093
PARAMOUNT URGENT CARE - ORLANDO		1,315	753	36%	2,068
MEDEXPRESS URGENT CARE CORAL SPRINGS		1,859	204	10%	2,063
MINUTECLINIC LLC #5249		1,534	439	22%	1,973
ASSOCIATED PATHOLOGISTS, LLC	3	1,614	351	18%	1,968
DOC SMILEY'S URGENT CARE		1,706	247	13%	1,953
MINUTECLINIC LLC #8396		1,656	297	15%	1,953
MEDEXPRESS URGENT CARE - CLEWISTON		1,634	315	16%	1,949
MEDEXPRESS URGENT CARE - VERO BEACH		1,691	247	13%	1,938
MINUTECLINIC LLC #1067		1,661	272	14%	1,933
DONALD W ROBERTSON DO PA		1,475	445	23%	1,920
ADVENTHEALTH CENTRA CARE CONWAY		1,593	303	16%	1,896
FLORIDA MEDICAL CLINIC	3	936	951	50%	1,890
MINUTECLINIC LLC #4415		1,556	332	18%	1,888
TAMPA COMMUNITY HOSPITAL		1,584	303	16%	1,887
MINUTECLINIC LLC #3463		1,558	312	17%	1,870
MINUTECLINIC LLC #5253		1,533	334	18%	1,867
PARAMOUNT URGENT CARE INC		489	1,359	74%	1,848
PARAMOUNT URGENT CARE - OVIEDO		1,151	696	38%	1,847
GENUS3		1,757	70	4%	1,827
UNIVERSITY OF NORTH FLORIDA STUDENT HEALTH		1,766	57	3%	1,823
MEDFAST URGENT CARE CENTERS LLC		497	1,323	73%	1,820
DR G'S URGENT CARE		1,580	239	13%	1,819
FLOWERS HOSPITAL		1,634	178	10%	1,812
MINUTE CLINIC LLC		1,545	252	14%	1,797
CARENOW URGENT CARE		1,029	754	42%	1,783

COVID-19: testing by laboratory

Data through Jan 30, 2021 verified as of Jan 31, 2021 at 09:25 AM

Data in this report are provisional and subject to change.

The numbers in the table below represent the number of Florida and non-Florida residents for whom test results were received by the Department of Health. A person can be tested by more than one laboratory and can have both positive and negative results. **Therefore, the sum of the numbers in each column will be larger than the total number of people tested.**

Reporting lab	Inconclusive	Negative	Positive	Percent positive	Total
MEDEXPRESS PORT CHARLOTTE		1,624	157	9%	1,781
BAY MEDICAL CENTER SACRED HEART HEALTH SYSTEM		1,261	466	27%	1,727
MINUTECLINIC LLC #5854		1,431	270	16%	1,701
JW PLASTIC SURGERY		1,449	244	14%	1,693
DYNIX DIAGNOSTIX		1,395	293	17%	1,688
MEDEXPRESS URGENT CARE BOCA RATON		1,533	137	8%	1,670
ASCENSION SACRED HEART - GULF		1,224	435	26%	1,659
MINUTECLINIC LLC #5190		1,345	309	19%	1,654
HOLMES REG MED CENTER CLINICAL LAB		1,363	287	17%	1,650
ADVENT HEALTH - DADE CITY		1,418	211	13%	1,629
SPARROW HEALTHCARE	2	1,381	240	15%	1,623
JACKSON HOSPITAL CLINICAL LABORATORY		1,348	253	16%	1,601
AMELIA EXPRESS CARE LLC	10	1,350	229	14%	1,589
NORTH SHORE LONG ISLAND JEWISH HEALTH		1,506	77	5%	1,583
MARTIN HEALTH SYSTEM - ST LUCIE WEST		1,422	159	10%	1,581
QUICK CARE MED PL	2	1,303	273	17%	1,578
OPTEO LABORATORY		1,544	33	2%	1,577
IGENOMIX USA LLC	43	1,391	141	9%	1,575
BARDMOOR LABORATORY	9	1,341	223	14%	1,573
MELBOURNE MEDICAL LABORATORY☐	2	1,365	202	13%	1,569
SACRED HEART HEALTH SYSTEM, INC		967	601	38%	1,568
MINUTECLINIC LLC #7886		1,328	226	15%	1,554
NCH NORTHEAST	7	1,167	367	24%	1,541
PARRISH MEDICAL CENTER	1	1,337	196	13%	1,534
SHELL POINT NURSING PAVILION	1	1,467	62	4%	1,530
BOND URGENT CARE LLC		1,119	398	26%	1,517
CAREFAST+		868	646	43%	1,514
MARION E FETHER MEDICAL CENTER, THE		1,373	133	9%	1,506
LABTECH DIAGNOSTIC		1,230	269	18%	1,499
CHARLES AIESI CONSULTING INC	8	1,299	184	12%	1,491
DOC SMILEYS URGENT CARE LLC		1,192	278	19%	1,470
PATIENTS FIRST - THOMASVILLE ROAD		1,286	170	12%	1,456
ADVANCE MEDICAL OF NAPLES		326	1,120	77%	1,446
MINUTECLINIC LLC #3662		1,227	217	15%	1,444
UHEALTH DEERFIELD BEACH/UMSYLVESTER DEERFIELD BEACH LABORATORY	3	1,379	55	4%	1,437
ASSURANCE SCIENTIFIC LABORATORIES	1	1,154	276	19%	1,431
MINUTECLINIC LLC #5069		1,153	270	19%	1,423
BIOCERNA LLC	9	1,248	164	12%	1,421
PATIENTS CHOICE LABORATORIES		829	588	41%	1,417
INTELEX LABS, LLC		1,363	49	3%	1,412
ALTRU DIAGNOSTICS INC	2	1,297	101	7%	1,400
MINUTECLINIC LLC #5214		1,190	205	15%	1,395
BAPTIST HEALTH SOUTH FLORIDA - COUNTRY WALK URGENT CARE EXPRESS		1,193	196	14%	1,389
NEIGHBORHOOD MEDICAL CENTER INC	16	1,216	152	11%	1,384
NCHMD INC		1,111	265	19%	1,376
MINUTECLINIC LLC #3705		1,178	195	14%	1,373
MINUTECLINIC LLC # 0514		1,186	184	13%	1,370

COVID-19: testing by laboratory

Data through Jan 30, 2021 verified as of Jan 31, 2021 at 09:25 AM

Data in this report are provisional and subject to change.

The numbers in the table below represent the number of Florida and non-Florida residents for whom test results were received by the Department of Health. A person can be tested by more than one laboratory and can have both positive and negative results. **Therefore, the sum of the numbers in each column will be larger than the total number of people tested.**

Reporting lab	Inconclusive	Negative	Positive	Percent positive	Total
ASCENSION ST VINCENT'S - SOUTHSIDE		1,309	49	4%	1,358
GENESIS LABORATORY MANAGEMENT	11	1,127	211	16%	1,349
MINUTECLINIC LLC #1771		1,116	233	17%	1,349
MINI ER WATERFORD LAKES, THE		1,133	212	16%	1,345
MINUTECLINIC LLC #7887		1,181	161	12%	1,342
PENSACOLA PEDIATRICS PA	1	1,171	156	12%	1,328
EMERGENCY PHYSICIANS MEDICAL CENTER		385	942	71%	1,327
LAKE WALES MEDICAL CENTER INC		1,149	171	13%	1,320
ARCPPOINT LABS		778	532	41%	1,310
MINUTECLINIC LLC #1055		1,008	301	23%	1,309
MINUTECLINIC, LLC #4015		959	339	26%	1,298
BAPTIST HEALTH SOUTH FLORIDA - KEY BISCANE URGENT CARE EXPRESS		1,126	157	12%	1,283
MINUTECLINIC LLC # 3930		1,074	208	16%	1,282
LABORATORY SPECIALISTS OF MICHIGAN		1,052	227	18%	1,279
MINUTECLINIC LLC #4458		994	283	22%	1,277
Community_Health		1,100	177	14%	1,277
MINUTECLINIC LLC #3003		991	279	22%	1,270
PHYSICIANS PRIMARY CARE	2	1,071	191	15%	1,264
BAYFRONT HEALTH - CITRUS HILLS		1,063	197	16%	1,260
TEMPUS CLINICAL LABORATORY	10	1,110	140	11%	1,260
MINUTECLINIC LLC # 3686		1,068	190	15%	1,258
WHITE WILSON MEDICAL CENTER		162	1,087	87%	1,249
MINUTECLINIC LLC #3814		999	249	20%	1,248
AMELIA EXPRESS CARE		710	537	43%	1,247
UNIVERSITY OF ALABAMA AT BIRMINGHAM		1,206	32	3%	1,238
NYU HOSPITALS CENTER CLINICAL LABORATORIES		1,181	38	3%	1,219
CLINICORE		1,124	91	7%	1,215
MINUTECLINIC LLC #7173		1,055	159	13%	1,214
MINUTECLINIC, LLC (CLINIC 10699)		1,020	192	16%	1,212
MINUTECLINIC LLC #7225		1,039	166	14%	1,205
MINUTECLINIC LLC #3291		1,046	155	13%	1,201
VAVA PARTNERS LLC		439	757	63%	1,196
ACCESS MEDICAL LABS		746	448	38%	1,194
MEDEXPRESS URGENT CARE - JAX ATLANTIC BLVD		1,021	170	14%	1,191
MINUTECLINIC LLC #7973		1,005	183	15%	1,188
PREMIER MEDICAL		1,097	90	8%	1,187
MINUTECLINIC, LLC #3204		960	207	18%	1,167
BAPTIST HEALTH EMERGENCY CENTER AT WEST CORAL WAY		884	273	24%	1,157
BAPTIST HEALTHCARE - JAY HOSPITAL		832	323	28%	1,155
TOM LEE COMMUNITY HEALTH CENTER		794	356	31%	1,150
MINUTECLINIC LLC #3257		932	218	19%	1,150
SMA LAB	8	1,001	132	12%	1,141
UHEALTH CLINIC AT WALGREENS		927	212	19%	1,139
TREASURE COAST MEDICAL ASSOCIATES INC		706	431	38%	1,137
HOLIDAY CVS LLC DBA CVSPHARMACY #5155		1,090	45	4%	1,135
WHOLE FAMILY HEALTH CENTER INC		890	234	21%	1,124
VERITAS GENETICS	61	942	119	11%	1,122

COVID-19: testing by laboratory

Data through Jan 30, 2021 verified as of Jan 31, 2021 at 09:25 AM

Data in this report are provisional and subject to change.

The numbers in the table below represent the number of Florida and non-Florida residents for whom test results were received by the Department of Health. A person can be tested by more than one laboratory and can have both positive and negative results. **Therefore, the sum of the numbers in each column will be larger than the total number of people tested.**

Reporting lab	Inconclusive	Negative	Positive	Percent positive	Total
MINUTECLINIC LLC #3635		972	147	13%	1,119
CAPSTONE HEALTHCARE		784	329	30%	1,113
COASTAL LABORATORIES	1	827	280	25%	1,108
LAB24 INC	3	436	665	60%	1,104
STAGEZERO LIFE SCIENCES INC	3	993	97	9%	1,093
PROJECT HEALTH, INC SUMTERVILLE	5	881	188	18%	1,074
MINUTECLINIC LLC # 7933		936	138	13%	1,074
MINUTECLINIC LLC #3285		921	150	14%	1,071
MINUTECLINIC LLC #5216		890	180	17%	1,070
ED FRASER MEMORIAL HOSPITAL		850	217	20%	1,067
EPN URGENT CARE NAPLES	2	746	317	30%	1,065
MINUTECLINIC LLC #4024		890	174	16%	1,064
NORTH FLORIDA PEDIATRICS-TALLAHASSEE		968	92	9%	1,060
RAINBOW RIVER MEDICAL LABORATORY		977	82	8%	1,059
OPTUM LABS LLC		925	134	13%	1,059
MINUTECLINIC LLC #3654		844	208	20%	1,052
PEDIATRIC HEALTH CARE ALLIANCE - NORTHDALE		953	95	9%	1,048
MINUTECLINIC, LLC #5817		831	214	20%	1,045
ADVANCED DIAGNOSTIC LABORATORY		998	46	4%	1,044
MINUTECLINIC LLC #3748		819	221	21%	1,040
ELLENTON URGENT CARE		811	228	22%	1,039
MINUTECLINIC LLC #3648		840	198	19%	1,038
MINUTECLINIC LLC #1821		925	113	11%	1,038
PARAMOUNT URGENT CARE VILLAGES		705	318	31%	1,023
MINUTECLINIC LLC #5924		855	165	16%	1,020
SOLARIS HEALTHCARE PALATKA		925	88	9%	1,013
XYZ LABORATORY	8	868	130	13%	1,006
ST ANNES NURSING CENTER		974	22	2%	996
PALM HARBOR PHARMACY		857	136	14%	993
VERITOR		850	142	14%	992
MINUTECLINIC LLC #4201		870	120	12%	990
FLORIDA DEPARTMENT OF HEALTH IN POLK COUNTY	2	743	238	24%	983
JUPITER MEDICAL CENTER URGENT CARE		665	313	32%	978
MEDIQUICK URGENT CARE CENTERS INC		570	400	41%	970
LAKELAND REGIONAL HEALTH - PWC/OB		36	932	96%	968
MINUTECLINIC LLC #4612		731	233	24%	964
MINUTECLINIC LLC #3255		773	183	19%	956
KEYS AHEC SCHOOL MEDICAL CLINIC	7	865	80	8%	952
NAPLES URGENT CARE	1	591	360	38%	952
BLUE MED CONSULTANTS		910	28	3%	938
COASTAL PEDIATRIC GROUP		813	124	13%	937
MINUTECLINIC LLC #1807		774	161	17%	935
VRL EUROFINs - DALLAS		913	13	1%	926
GENEIQ		877	49	5%	926
FLAGLER HOSPITAL LABORATORY	8	34	882	95%	924
GENE TOX WORLDWIDE	60	736	125	14%	921
STEWART REFERENCE LABORATORY	1	545	374	41%	920

COVID-19: testing by laboratory

Data through Jan 30, 2021 verified as of Jan 31, 2021 at 09:25 AM

Data in this report are provisional and subject to change.

The numbers in the table below represent the number of Florida and non-Florida residents for whom test results were received by the Department of Health. A person can be tested by more than one laboratory and can have both positive and negative results. **Therefore, the sum of the numbers in each column will be larger than the total number of people tested.**

Reporting lab	Inconclusive	Negative	Positive	Percent positive	Total
CAREFAST MURABELLA		501	407	45%	908
PRIMARY CARE OF THE TREASURE COAST		798	110	12%	908
LENCO MEDICAL LABORATORY		857	37	4%	894
FAST TRACK URGENT CARE CENTER		4	889	100%	893
PATIENTS FIRST LAKE ELLA MEDICAL CENTER		770	114	13%	884
ARCPPOINT LABS OF CORAL SPRINGS FL		779	97	11%	876
PARAMOUNT URGENT CARE - CLERMONT		686	185	21%	871
HISTOPATHOLOGY SERVICES, LLC		766	96	11%	862
INTEGRITY LABORATORIES, LLC	2	701	155	18%	858
PROFESSIONAL HEALTH EXAMINERS DBA PROHEALTH	1	679	175	20%	855
MINUTECLINIC LLC #3236		723	132	15%	855
TACACHALE CLINICAL LABORATORY	1	807	45	5%	853
MINUTECLINIC LLC # 3579		718	133	16%	851
NORTH FLORIDA PEDIATRICS - LAKE CITY		650	197	23%	847
MINUTECLINIC LLC #476		695	146	17%	841
HEALTH CARE DISTRICT OF PALM BEACH COUNTY	1	689	150	18%	840
TYNDALL AIR FORCE BASE		643	196	23%	839
EUROFINS NTD, LLC		800	38	5%	838
READY RESPONDERS FLORIDA, PLLC		714	115	14%	829
FLORIDA HOSPITAL ORLANDO		743	74	9%	817
ASCENSION ST VINCENT'S - CLAY		775	32	4%	807
KETAMINE HEALTH CENTERS LLC		728	78	10%	806
ADDICTION LABS OF AMERICA	3	734	67	8%	804
AFC PHYSICIANS OF FLORIDA		552	251	31%	803
OPTUMCARE FLORIDA LLC		601	197	25%	798
HENDRY REGIONAL MEDICAL CENTER CLINICAL LABORATORY		594	204	26%	798
NITE LITE PEDIATRICS		234	563	71%	797
THE HEALTH CENTER OF PLANT CITY		723	69	9%	792
MINUTECLINIC, LLC #3245		605	187	24%	792
PHAROS HEALTH		623	167	21%	790
MINUTECLINIC, LLC DBA MINUTECLINIC #4717		757	27	3%	784
MINUTECLINIC LLC #3637		583	197	25%	780
MINUTECLINIC LLC #1815		664	114	15%	778
BROWNWOOD CARE CENTER		693	77	10%	770
DEPARTMENT OF CLINICAL LABS		752	17	2%	769
COVANCE CLINICAL RESEARCH UNIT INC		749	20	3%	769
PALM BAY HOSPITAL CLINICAL LABORATORY		499	264	35%	763
MACDILL AIR FORCE BASE		710	51	7%	761
DYNIX DIAGNOSTICS	2	524	235	31%	761
MINUTECLINIC LLC #8381		624	135	18%	759
VRL EUROFINS		727	27	4%	754
CAREMED CLINIC LLC	1	542	209	28%	752
NONE		308	440	59%	748
FIU-HEALTH AUXILIARY LABORATORY	4	681	62	8%	747
CVS HEALTH		533	212	28%	745
NORTH OKALOOSA MEDICAL CENTER		434	310	42%	744
FIRST QUALITY LABORATORY		698	41	6%	739

COVID-19: testing by laboratory

Data through Jan 30, 2021 verified as of Jan 31, 2021 at 09:25 AM

Data in this report are provisional and subject to change.

The numbers in the table below represent the number of Florida and non-Florida residents for whom test results were received by the Department of Health. A person can be tested by more than one laboratory and can have both positive and negative results. **Therefore, the sum of the numbers in each column will be larger than the total number of people tested.**

Reporting lab	Inconclusive	Negative	Positive	Percent positive	Total
NORTH FLORIDA PEDIATRICS PA - SUWANNEE	3	623	112	15%	738
GENOME LLC	2	666	68	9%	736
MYTEST DIAGNOSTICS		680	53	7%	733
MINUTECLINIC LLC #1350		613	120	16%	733
LEE COUNTY EMERGENCY MEDICAL SERVICE		637	95	13%	732
BAPTIST HEALTH - MD ANDERSON CANCER CENTER		726	4	1%	730
MIAMI JEWISH HEALTH SYSTEMS		687	43	6%	730
C.W. BILL YOUNG VA MEDICAL CENTER	1	19	707	97%	727
PROFESSIONAL HEALTH EXAMINERS		617	108	15%	725
COASTAL PHYSICIANS, LLC		574	149	21%	723
ADVENT HEALTH LAB - ORLANDO		430	292	40%	722
LITTLE PINE PEDIATRICS		504	216	30%	720
UNIVERSITY OF WEST FLORIDA STUDENT HEALTH SERVICES	1	600	118	16%	719
ER QUICKCARE PL		595	123	17%	718
SANTA ROSA MEDICAL GROUP		568	150	21%	718
DISNEY COVID TEST SITE		703	10	1%	713
ADVANCED MEDICAL OF NAPLES LLC		616	94	13%	710
Tampa Lakes Health and Rehabilitation Center	2	625	69	10%	696
NORTHEAST FLORIDA NEUROLOGY CLINICS, INC		584	110	16%	694
RIVER TOWN DIAGNOSTIC LLC		499	190	28%	689
ANY LAB TEST NOW	1	451	236	34%	688
VITAS HEALTHCARE CORPORATION OF FLA		684	3	0%	687
PREMIER MEDICAL LABORATORY SERVICES	1	463	222	32%	686
NORTH SHORE LIJ URGENT CARE PC		639	37	5%	676
KENDALL HEALTHCARE PROPERTIES DBA	2	646	27	4%	675
MINI ER ADULT AND PEDIATRIC URGENT CARE		574	98	15%	672
Point of Care Testing	1	113	555	83%	669
Victoria Nursing and Rehabilitation Center		620	46	7%	666
WILLOWBROOKE COURT AT EDGEWATER POINTE ESTATES		657	9	1%	666
STEWART ROCKLEDGE HOSPITAL		512	153	23%	665
NCH HEALTHCARE SYSTEM MICROBIOLOGY LAB		1	663	100%	664
PRIMARY CARE SERVICES AT INDIAN RIVER ESTATES		649	15	2%	664
VENICE REGIONAL MEDICAL CENTER		574	88	13%	662
FISHERMENS HOSPITAL CLINICAL LAB		601	60	9%	661
MEDICAL FP – WHOLE FAMILY HEALTH CENTER		539	119	18%	658
MINUTECLINIC, LLC # 4469		539	110	17%	649
APALACHEE CORRECTIONAL INSTITUTION EAST UNIT		633	16	2%	649
ORLANDO HEALTH AND REHAB CENTER		606	41	6%	647
MAVERICK LABS		456	188	29%	644
CARE ONE OF FLORIDA LLC		435	209	32%	644
XPRESS URGENT CARE	3	539	101	16%	643
CONSULATE HEALTH CARE OF NEW PORT RICHEY	2	524	117	18%	643
TREE HOUSE PEDIATRICS PLLC		578	64	10%	642
DOCTOR'S MEMORIAL HOSPITAL		485	157	24%	642
LPG COCONUT POINT		517	122	19%	639
SOLARIS HEALTHCARE CHARLOTTE HARBOR		590	46	7%	636
INTERLACHEN PEDIATRICS		609	27	4%	636

COVID-19: testing by laboratory

Data through Jan 30, 2021 verified as of Jan 31, 2021 at 09:25 AM

Data in this report are provisional and subject to change.

The numbers in the table below represent the number of Florida and non-Florida residents for whom test results were received by the Department of Health. A person can be tested by more than one laboratory and can have both positive and negative results. **Therefore, the sum of the numbers in each column will be larger than the total number of people tested.**

Reporting lab	Inconclusive	Negative	Positive	Percent positive	Total
MIDWAY SPECIATLY CARE CENTER		414	220	35%	634
MEDICAL CONSULTANTS OF FLORIDA, LLC	1	512	117	19%	630
PROHEALTH MEDICAL CLINIC		84	544	87%	628
CLINICAL PATHOLOGY LABS INC		566	62	10%	628
PALACE NURSING HOME & REHAB CENTER		594	34	5%	628
NORTH FLORIDA PEDIATRICS PA		534	92	15%	626
PEDIATRICS OF CENTRAL FLORIDA PA	19	565	39	6%	623
PALM GARDEN OF PORT SAINT LUCIE		609	6	1%	615
CATALYST WALK IN CLINIC		482	132	21%	614
HOLY CROSS HOSPITAL		12	598	98%	610
CREEKSIDE CARE CENTER	1	520	84	14%	605
MANOR PINES CONVALESCENT CENTER LLC	1	582	20	3%	603
INTERLACHEN PEDIATRICS PA		574	28	5%	602
PATIENTS FIRST - MAHAN DRIVE		164	435	73%	599
WELLINGTON REGIONAL MEDICAL CENTER		523	74	12%	597
LIFE CARE CENTER OF ORANGE PARK		566	30	5%	596
GROWING TOGETHER PEDIATRICS LLC		548	47	8%	595
JOHN KNOX VILLAGE HEALTH CENTER		573	18	3%	591
LIFE CARE CENTER OF NEW PORT RICHEY		557	33	6%	590
MOUNT SINAI LABORATORY		564	25	4%	589
PROJECT HEALTH INC	2	476	107	18%	585
VETERANS AFFAIRS MEDICAL CENTER - JAMES A HALEY			584	100%	584
CRUCIAL CARE EMERGENCY MEDICINE DOCTORS		446	137	23%	583
POINT OF CARE TESTING SITE		556	24	4%	580
WOODLANDS MEDICAL SPECIALISTS		359	221	38%	580
AFC PHYSICIANS OF FLORIDA PA		376	200	35%	576
REDI MED LLC		442	133	23%	575
MEDICAL VB		451	120	21%	571
PRIMARY CARE SERVICES AT ST ANDREWS ESTATES		569			569
CHILDRENS MEDICAL ASSOCIATION		514	55	10%	569
SPECTOR SCIENTIFIC LAB	1	217	349	62%	567
NCHMD, INC SOUTHEAST IMMEDIATE CARE		434	133	23%	567
GULF COAST VILLAGE		537	29	5%	566
MID-FLORIDA PATHOLOGY		436	129	23%	565
GULF COAST MOLECULAR LABORATORIES	12	460	90	16%	562
ETHOS WELLNESS PHARMACY		521	41	7%	562
CAPE CANAVERAL HOSPITAL		348	213	38%	561
TENNESSEE DOH - NASHVILLE	2	493	65	12%	560
ADVENTHEALTH CENTRA CARE WINTER HAVEN	1	236	323	58%	560
MINUTECLNIC LLC		492	66	12%	558
HOLMES REGIONAL MEDICAL CENTER		5	552	99%	557
SHORELINE PHYSICIAN GROUP		342	213	38%	555
SEBASTIAN RIVER MEDICAL CENTER	2	409	143	26%	554
GOLDEN GLADES NURSING & REHABILITATION CTR		543	10	2%	553
CONSULATE HEALTHCARE OF VERO BEACH	14	461	77	14%	552
USF MORSANI CENTER FOR ADVANCED HEALTH CARE		478	74	13%	552
MINUTECLINIC LLC #6007		454	97	18%	551

COVID-19: testing by laboratory

Data through Jan 30, 2021 verified as of Jan 31, 2021 at 09:25 AM

Data in this report are provisional and subject to change.

The numbers in the table below represent the number of Florida and non-Florida residents for whom test results were received by the Department of Health. A person can be tested by more than one laboratory and can have both positive and negative results. **Therefore, the sum of the numbers in each column will be larger than the total number of people tested.**

Reporting lab	Inconclusive	Negative	Positive	Percent positive	Total
ECCOLAB GROUP	1	145	405	74%	551
HMA SANTA ROSA MEDICAL CENTER LLC DBA		428	122	22%	550
The Sands at South Beach		545	4	1%	549
ST JOHN'S NURSING CENTER		531	18	3%	549
PALM GARDEN OF VERO BEACH		509	39	7%	548
THE PRESERVE		541	7	1%	548
VITAE DIAGNOSTICS		534	13	2%	547
MINUTECLINIC LLC #8927		450	96	18%	546
MAIN STREET MEDICAL CENTER		127	417	77%	544
CLEWISTON NURSING AND REHABILITATION CENTER		533	11	2%	544
BROAD INSTITUTE CLINICAL SEQUENCING RESEARCH PLATFORM	1	521	22	4%	544
ADVENTHEALTH MEDICAL GROUP PROMPT CARE		388	155	29%	543
COASTAL URGENT CARE		425	116	21%	541
EAST LAKE PEDIATRICS		457	81	15%	538
LIFE CARE CENTER OF HILLIARD		522	15	3%	537
CYPRESS VILLAGE	1	512	24	4%	537
NCF DIAGNOSTICS & DNA TECHNOLOGIES	15	204	318	59%	537
SOUTHEAST ALABAMA MEDICAL CENT		486	49	9%	535
Signature HealthCare Center of Waterford		507	28	5%	535
AMERICAN FAMILY CARE PENSACOLA WEST		1	533	100%	534
THERADOC		152	382	72%	534
JACKSONVILLE BEACH PEDIATRIC CARE CENTER□		479	54	10%	533
Crestview Rehabilitation Center	5	401	126	24%	532
VETERANS AFFAIRS MEDICAL CENTER		40	487	92%	527
CLARITY LABS		458	69	13%	527
MED FAST URGENT CARE CENTER		260	267	51%	527
BOND AND STEELE CLINIC PA		352	174	33%	526
HALIFAX MEDICAL CENTER-PORT ORANGE LAB		443	80	15%	523
LOOP PEDIATRICS PA	3	423	96	18%	522
VETERANS AFFAIRS MEDICAL CENTER - BAY PINES		17	503	97%	520
FORT MYERS INTERNAL MEDICINE, LLC		471	49	9%	520
MINUTECLINIC LLC #5187		451	65	13%	516
ST PETERSBURG PEDIATRICS	1	447	66	13%	514
FLAGLER COUNTY HEALTH DEPARTMENT	3	400	108	21%	511
MEDICAL CENTER CLINIC-IMMEDIATE CARE	1	409	100	20%	510
VITAS HEALTHCARE CORP OF CENTRAL FL		491	18	4%	509
J AND G MEDICAL GROUP LLC		422	86	17%	508
NSPIRE HEALTHCARE MIAMI LAKES	7	486	14	3%	507
VILLA MARIA NURSING & REHAB CENTER INC	1	495	11	2%	507
24 HOUR PEDIATIC CARE CENTER	1	456	47	9%	504
DOCTORS CENTER,THE		398	106	21%	504
EDEN SPRINGS NURSING AND REHAB CENTER		392	110	22%	502
DAVITA LABORATORY		426	73	15%	499
BALDOMERO LOPEZ STATE VETERANS NURSING HOME	2	490	3	1%	495
DOH - INDIAN RIVER		424	71	14%	495
CLINICAL PATHOLOGY LABS		386	108	22%	494
EMERALD SHORES HEALTH AND REHABILITATION		403	88	18%	491

COVID-19: testing by laboratory

Data through Jan 30, 2021 verified as of Jan 31, 2021 at 09:25 AM

Data in this report are provisional and subject to change.

The numbers in the table below represent the number of Florida and non-Florida residents for whom test results were received by the Department of Health. A person can be tested by more than one laboratory and can have both positive and negative results. **Therefore, the sum of the numbers in each column will be larger than the total number of people tested.**

Reporting lab	Inconclusive	Negative	Positive	Percent positive	Total
TELESCOPE HEALTH LLC	3	390	98	20%	491
CALHOUN LIBERTY HOSPITAL		354	135	28%	489
Plantation Bay Rehabilitation Center		469	18	4%	487
MANOR CARE NURSING CENTER OF SARASOTA FL LLC		409	75	15%	484
JACKSON MEMORIAL PERDUE MEDICAL CENTER		460	23	5%	483
LIFE CARE CENTER OF PENSACOLA		438	44	9%	482
CITY MEDICAL OF NEW JERSEY, PC		442	40	8%	482
NEW YORK HOSPITAL LABORATORIES	1	468	12	2%	481
JACKSON MEMORIAL LONG TERM CARE CENTER		461	19	4%	480
HEALTH CENTER AT BRENTWOOD	1	435	42	9%	478
CARENOW URGENT CARE – FORT PIERCE		263	214	45%	477
EXPRESS URGENT CARE LLC		1	476	100%	477
MOLECULAR TESTING LABS		423	50	11%	473
ST CLOUD REGIONAL MEDICAL CENTER CLINICAL LAB		394	79	17%	473
BOCA GRANDE HEALTH CLINIC		446	24	5%	470
FAMILY HEALTH CENTERS OF SWF LABS	2	393	74	16%	469
MEMORIAL PEMBROKE 24/7 CARE CENTER		355	111	24%	466
VALENCIA HILLS HEALTH AND REHABILITATION CENTER		453	13	3%	466
MOORINGS PARK INSTITUTE, INC, THE		447	19	4%	466
PALM GARDEN OF TAMPA		439	27	6%	466
ENZO CLINICAL LABS INC	3	441	20	4%	464
MANOR CARE HEALTH SERVICES - FT MYERS		444	19	4%	463
RIVER GARDEN HEBREW HOME FOR THE AGED		409	54	12%	463
MEDONE URGENT CARE AT ST. AUGUSTINE		114	348	75%	462
NAVAL HOSPITAL - JACKSONVILLE		131	331	72%	462
DIAMOND RIDGE HEALTH AND REHABILITATION		434	27	6%	461
SUNRISE URGENT CARE ASSOCIATES LLC D/B/A	2	165	293	64%	460
PENSACOLA PEDIATRICS	1	258	200	44%	459
BROOKDALE PALMER RANCH	1	403	55	12%	459
SABAL PALMS HEALTH AND REHAB		409	49	11%	458
GOLDEN GATE FAMILY CLINIC		89	369	81%	458
NORTH FLORIDA RETIREMENT VILLAGE		453	2	0%	455
CLARIDGE HOUSE NURSING CENTER		437	17	4%	454
THE PALACE AT HOMESTEAD	1	435	17	4%	453
MEDFAST URGENT CARE CENTERS		175	278	61%	453
PALM GARDEN OF JACKSONVILLE	2	370	79	18%	451
NCH HEALTHCARE BONITA		333	118	26%	451
HARTS HARBOR HEALTH CARE CENTER		430	21	5%	451
CONTINENTAL CLINICAL RESEARCH, LLC		431	17	4%	448
WILLOW BROOKE COURT AT INDIAN RIVER ESTATES		403	44	10%	447
CLIFFORD CHESTER SIMS STATE VETERANS		438	9	2%	447
SUSANNA WESLEY HEALTH CENTER		409	36	8%	445
LAUDERDALE NURSING CENTER LLC	1	424	19	4%	444
VETERANS AFFAIRS MEDICAL CENTER - GAINESVILLE		3	441	99%	444
The Manor at Blue Water Bay		383	60	14%	443
FOUNTAIN MANOR HEALTH AND REHAB CENTER	1	426	16	4%	443
PRIMARY CARE SOUTH INC		151	292	66%	443

COVID-19: testing by laboratory

Data through Jan 30, 2021 verified as of Jan 31, 2021 at 09:25 AM

Data in this report are provisional and subject to change.

The numbers in the table below represent the number of Florida and non-Florida residents for whom test results were received by the Department of Health. A person can be tested by more than one laboratory and can have both positive and negative results. **Therefore, the sum of the numbers in each column will be larger than the total number of people tested.**

Reporting lab	Inconclusive	Negative	Positive	Percent positive	Total
Southern Oaks Care Center	1	405	36	8%	442
FLORIDA GULF COAST UNIVERSITY		276	166	38%	442
EAST LAKE PEDIATRICS PA		405	36	8%	441
FLORIDA DEPARTMENT OF HEALTH CLAY COUNTY	1	346	93	21%	440
DIAMOND RIDGE HEALTH AND REHABILITATION CENTER		419	20	5%	439
NEMOURS CHILDREN'S HOSPITAL		367	72	16%	439
SMA SPECIALTY MEDICAL LAB		117	321	73%	438
POINT WASHINGTON MEDICAL CLINIC	1	259	177	41%	437
MANOR AT CARPENTERS		411	26	6%	437
FLO-MEDILAB SERVICES LLC		187	249	57%	436
ASAP LABS LLC		305	130	30%	435
PARKLANDS FACILITY INC	4	389	42	10%	435
PEDIATRIC HEALTHCARE ALLIANCE PA		393	41	9%	434
GRAND COURT TAMPA		429	3	1%	432
Good Samaritan Society Kissimmee Village		367	64	15%	431
AMERICA'S PHARMACY LLC		381	50	12%	431
AVECINA MEDICAL JULINGTON	1	240	189	44%	430
VIERA HOSPITAL, INC		326	103	24%	429
NEW PLANT CITY FAMILY CARE	1	227	201	47%	429
FLORIDA DEPT OF HEALTH IN BREVARD COUNTY	3	363	63	15%	429
HILLCREST HEALTH CARE & REHABILITATION CENTER	2	417	10	2%	429
BUFFALO CROSSING HEALTHCARE & REHABILITATION CTR		415	14	3%	429
MAYFLOWER ASSISTED LIVING		422	5	1%	427
PALM GARDEN OF OCALA		330	94	22%	424
RICARDO NAVARRO DO PA		362	60	14%	422
Q ANSWER LAB	1	375	45	11%	421
Williston Care Center		371	50	12%	421
BAPTIST PRIMARY CARE	2	327	91	22%	420
EXPRESS PHARMACY		386	34	8%	420
HARBOUR HEALTH CENTER		406	14	3%	420
GARCIA CLINICAL LABORATORY		28	392	93%	420
BALDWIN PEDIATRICS	1	392	25	6%	418
HERON POINTE HEALTH AND REHABILITATION	1	414	3	1%	418
ST ANDREWS BAY SKILLED NURSING &		357	59	14%	416
MINUTECLINIC LLC #5157		349	67	16%	416
APP-UNIPATH, LLC	2	399	14	3%	415
Colonial Lakes Health Care		384	31	7%	415
LEHIGH REGIONAL MEDICAL CENTER LAB		371	44	11%	415
PHYSICIANS PRIMARY CARE LAB		360	54	13%	414
WEST GABLES HEALTH CARE CENTER		402	10	2%	412
FLORIDA DEPARTMENT OF HEALTH IN CALHOUN COUNTY		298	113	27%	411
MINUTECLINIC LLC #3671		366	44	11%	410
NORTH FLORIDA MEDICAL GROUP		294	114	28%	408
ARCPOINTS LABS		345	63	15%	408
MINUTECLINIC LLC #214		339	67	17%	406
CHILDRENS MEDICAL ASSOCIATION PA		357	49	12%	406
CARE ONE OF FLORIDA	1	272	133	33%	406

COVID-19: testing by laboratory

Data through Jan 30, 2021 verified as of Jan 31, 2021 at 09:25 AM

Data in this report are provisional and subject to change.

The numbers in the table below represent the number of Florida and non-Florida residents for whom test results were received by the Department of Health. A person can be tested by more than one laboratory and can have both positive and negative results. **Therefore, the sum of the numbers in each column will be larger than the total number of people tested.**

Reporting lab	Inconclusive	Negative	Positive	Percent positive	Total
NEW YORK PRESBYTERIAN - CUMC CLINICAL		388	17	4%	405
TIDE LABORATORIES		362	43	11%	405
Solaris HealthCare Windermere		374	30	7%	404
ORLANDO HEALTH CENTER FOR REHABILITATION		391	10	2%	401
AFC URGENT CARE SEMINOLE			396	100%	396
MINI ER AND URGENT CARE		289	105	27%	394
SPRING HILL HEALTH AND REHABILITATION CENTER		379	15	4%	394
CITRUS NURSING CENTER LLC		362	30	8%	392
VITAS LUTHERAN TOWERS INPATIENT PROGRAM		329	62	16%	391
SOLARIS HEALTHCARE LAKE CITY		318	72	18%	390
BARBER		13	376	97%	389
MANOR OAKS NURSING & REHAB CENTER	2	384	1	0%	387
PEBBLEBROOK PHARMACY		299	87	23%	386
Santa Rosa Center for Rehabilitation and Healing		324	61	16%	385
Ocala Health and Rehabilitation Center		361	18	5%	379
FERNANDINA BEACH REHAB AND NURSING	1	362	15	4%	378
MEDICAL CENTER OF DELTONA, INC		299	79	21%	378
PALMETTO FAMILY HEALTHCARE	1	236	139	37%	376
PALMS OF SEBRING		342	34	9%	376
SOLARIS HEALTHCARE MERRITT ISLAND		344	32	9%	376
BAYA PHARMACY WEST		8	368	98%	376
FLORIDA HOSPITAL WAUCHULA		257	118	31%	375
FLORIDA HOSPITAL MEDICAL GROUP		254	121	32%	375
CONSULATE HEALTH CARE OF BAYONET POINT	3	362	7	2%	372
URGENT CARE BETHESDA	1	318	52	14%	371
SANDBAY URGENT CARE		299	72	19%	371
INDIAN RIVER CTR, LLC		325	46	12%	371
ABBEY DELRAY		366	5	1%	371
DXTERITY DIAGNOSTICS	1	350	20	5%	371
MEDONE URGENT CARE CENTER		149	222	60%	371
HENDRY REGIONAL MEDICAL CENTER		107	264	71%	371
ELLENTON PEDIATRICS		353	17	5%	370
HOPE HOSPICE AND COMMUNITY SERVICES INC	12	346	11	3%	369
BENTON PEDIATRICS INC		327	42	11%	369
PHYSICIANS STAT LAB INC		311	57	15%	368
ADVENT HEALTH - TAMPA		148	220	60%	368
SOLARIS HEALTHCARE OSCEOLA		346	21	6%	367
TREASURE COAST COMMUNITY HEALTH	3	309	54	15%	366
FAIR HAVENS CENTER, OPCO		359	6	2%	365
AMERICAN RESEARCH LABS		166	199	55%	365
FAMILY HEALTH CENTERS OF SOUTHWEST FLORIDA INC		308	57	16%	365
Stacey Health Care Centers Inc. dba Riverside Care Center		334	28	8%	362
UR MEDICINE LABS- CENTRAL LABORATORY		339	20	6%	359
MICHAEL A MIDDLETON MD PA□		345	14	4%	359
INFORM DIAGNOSTICS		349	8	2%	357
PALM GARDEN OF CLEARWATER		338	18	5%	356
SUWANNEE HEALTH AND REHABILITATION CENTER		351	5	1%	356

COVID-19: testing by laboratory

Data through Jan 30, 2021 verified as of Jan 31, 2021 at 09:25 AM

Data in this report are provisional and subject to change.

The numbers in the table below represent the number of Florida and non-Florida residents for whom test results were received by the Department of Health. A person can be tested by more than one laboratory and can have both positive and negative results. **Therefore, the sum of the numbers in each column will be larger than the total number of people tested.**

Reporting lab	Inconclusive	Negative	Positive	Percent positive	Total
ORCHARD PARK HEALTH & REHABILITATION		352	4	1%	356
RUSKIN HEALTH CENTER		240	115	32%	355
MEDSCAN LABORATORY INC	1	163	190	54%	354
SIGNATURE HEALTHCARE OF BROOKWOOD GARDENS		352	1	0%	353
MY CLINICAL LAB		224	128	36%	352
Solaris Healthcare Daytona	2	301	47	13%	350
BAYSHORE DIAGNOSTICS		309	40	11%	349
SANFORD LABORATORIES		325	24	7%	349
CORE DIAGNOSTIC LABORATORIES LLC		237	112	32%	349
THE PALACE MANAGEMENT - THE PALACE AT CORAL GABLES		345	3	1%	348
CLERMONT HEALTH AND REHABILITATION CENTER		319	27	8%	346
VILLAGE AT VIENNA SQUARE,THE	6	329	11	3%	346
SIPARADIGM, DIAGNOSTIC INFORMATICS		273	73	21%	346
Timberridge Center for Rehabilitation and Healing		317	28	8%	345
AFC URGENT CARE FAMILY CARE			343	100%	343
AFC URGENT CARE TYRONE		2	340	99%	342
DBI HEALTH INC		328	14	4%	342
CORAL BAY HEALTHCARE AND REHABILITATION	1	329	12	4%	342
ADVENT HEALTH CENTRA CARE - PALM COAST		80	261	77%	341
HEALTH DESIGNS		328	13	4%	341
SEMINOLE NURSING PAVILION		333	7	2%	340
HEARTLAND PEDIATRICS OF LAKE WALES		296	43	13%	339
SELECT REFERENCE LABORATORIES, LLC	1	326	12	4%	339
BLOUNTSTOWN REHABILITATION CENTER LLC		234	104	31%	338
BROOKSVILLE HEALTHCARE CENTER LLC		334	4	1%	338
HEALTHY STEPS PEDIATRICS		293	43	13%	336
ADVENTHEALTH CENTRA CARE TRINITY		293	43	13%	336
NORTH FLORIDA REHABILITATION & SPECIALTY CARE		332	3	1%	335
PALM GARDEN OF WINTER HAVEN		320	15	4%	335
PEDIATRIC HEALTHCARE ALLIANCE		308	26	8%	334
Cypress Cove Care Center		234	100	30%	334
GOOD SAMARITAN CENTER		333	1	0%	334
ORANGE BLOSSOM FAMILY HEALTH		315	18	5%	333
Darcy Hall Of Life Care		327	5	2%	332
CARENOW	2	165	164	50%	331
AFC URGENT CARE CLEARWATER	1	122	208	63%	331
MINUTECLINIC LLC, #10357		329	1	0%	330
Manatee Springs Rehabilitation and Nursing Center		309	20	6%	329
NORTH PINELLAS STATMED QUICK QUALITY CLINICS		236	93	28%	329
MEDIPATH		18	311	95%	329
SOLARIS HEALTHCARE PARKWAY	2	313	13	4%	328
USAFSAM/PHE		174	154	47%	328
Life Care Center at Wells Crossing		309	18	6%	327
HEALTH CENTRAL PARK		261	66	20%	327
VETERANS AFFAIRS MEDICAL CENTER - LAKE CITY		52	275	84%	327
TRI-COUNTY NURSING AND REHABILITATION CENTER INC		311	15	5%	326
Palmetto Subacute Care Center		316	10	3%	326

COVID-19: testing by laboratory

Data through Jan 30, 2021 verified as of Jan 31, 2021 at 09:25 AM

Data in this report are provisional and subject to change.

The numbers in the table below represent the number of Florida and non-Florida residents for whom test results were received by the Department of Health. A person can be tested by more than one laboratory and can have both positive and negative results. **Therefore, the sum of the numbers in each column will be larger than the total number of people tested.**

Reporting lab	Inconclusive	Negative	Positive	Percent positive	Total
MANORCARE HEALTH SERVICES - VENICE		270	54	17%	324
HAINES CITY REHABILITATION AND NURSING CENTER		301	23	7%	324
LIFE CARE PONTE VEDRA INC		316	7	2%	323
Life Care Center of Ocala		278	44	14%	322
CORAL TRACE HEALTH CARE☐	2	313	5	2%	320
Bayside Care Center	1	299	20	6%	320
MIDWAY SPECIALTY CARE CENTER	3	203	113	35%	319
CARITHERS PEDIATRIC GROUP		281	37	12%	318
SHORE ACRES CARE CENTER		282	35	11%	317
SOLARIS HEALTHCARE BAYONET POINT		303	14	4%	317
FLORIDA HOSPITAL HEARTLAND MED CTR LAKE PLACID		232	85	27%	317
LITTLE PINE PEDIATRICS PLLC		269	48	15%	317
MEDFAST URGENT CARE CENTER		85	230	73%	315
GENESIS MEDICAL LABORATORY MIAMI FL.		83	230	73%	313
FAIRWAY OAKS CENTER LLC	6	301	6	2%	313
Quest Diag Unspecifd	1	181	131	42%	313
PALM GARDEN OF WEST PALM BEACH☐	4	293	15	5%	312
BREVARD HEALTH ALLIANCE		119	192	62%	311
FLORIDA DEPARTMENT OF HEALTH		274	37	12%	311
LIFEBRITE	1	125	182	59%	308
KEY WEST HEALTH AND REHAB	1	300	7	2%	308
MEDEXPRESS LUTZ		3	305	99%	308
STARKE FAMILY MEDICAL CENTER		245	62	20%	307
PALM GARDEN OF ORLANDO		276	31	10%	307
Destin Healthcare and Rehabilitation Center	1	267	36	12%	304
BROOKDALE FORT MYERS CYPRESS LAKE		303	1	0%	304
SEA BREEZE REHAB AND NURSING CENTER☐		296	8	3%	304
DELTONA HEALTH CARE		280	23	8%	303
CRONOS CLINICAL LABORATORY	22	193	87	29%	302
Marshall Health and Rehabilitation Center		272	30	10%	302
EPN URGENT CARE		44	257	85%	301
Palm Garden of Largo		297	3	1%	300
PruittHealth Panama City	1	236	62	21%	299
NORTH VISTA HOSPITAL LABORATORY		228	71	24%	299
PIONEER CLINICAL LAB LLC		230	69	23%	299
GOOD SAMARITAN SOCIETY-DAYTONA		284	14	5%	298
HEALTH FIRST ADVENTHEALTH CENTRA CARE - TITUSVILLE		56	241	81%	297
PHYSICIANS REGIONAL WALK-IN		185	112	38%	297
FLORIDA DEPARTMENT OF HEALTH IN LIBERTY COUNTY	2	206	89	30%	297
ROLLINS COLLEGE WELLNESS CENTER		130	167	56%	297
AFC URGENT CARE		67	229	77%	296
BUENA VISTA URGENT CARE		264	32	11%	296
AVELLINO LAB USA, INC	1	283	12	4%	296
LabCorp (Non-Interfaced)	1	119	174	59%	294
DIAGNOSTIC & CLINICAL CARE SERVICES INC DBA		235	59	20%	294
LIFE CARE CENTER OF PALM BAY☐		284	9	3%	293
HARDEE MANOR HEALTH CARE CENTER	1	289	3	1%	293

COVID-19: testing by laboratory

Data through Jan 30, 2021 verified as of Jan 31, 2021 at 09:25 AM

Data in this report are provisional and subject to change.

The numbers in the table below represent the number of Florida and non-Florida residents for whom test results were received by the Department of Health. A person can be tested by more than one laboratory and can have both positive and negative results. **Therefore, the sum of the numbers in each column will be larger than the total number of people tested.**

Reporting lab	Inconclusive	Negative	Positive	Percent positive	Total
OCEAN VIEW NURSING AND REHAB CENTER		279	14	5%	293
MANOR CARE OF BOYNTON BEACH LLC		269	24	8%	293
BAY VILLAGE OF SARASOTA INC		290	3	1%	293
NORTHWEST MEDICAL CENTER CLINICAL LABORATORY		175	117	40%	292
BOCA BIOLISTICS REFERENCE LABORATORY	2	185	105	36%	292
MOOSEHAVEN HEALTH CENTER		255	37	13%	292
VILLAGE DOCTORS OF KEYSTONE		214	76	26%	290
FIRST CHOICE PEDIATRICS		212	78	27%	290
GANDY CROSSING CARE CENTER	1	276	13	4%	290
HARDEE COUNTY HEALTH DEPARTMENT		228	62	21%	290
BROWARD PARTNERSHIP	6	279	5	2%	290
FAMILY CARE PARTNERS OF NORTHEAST FLORIDA LLC		217	72	25%	289
ST LUCIE EMPLOYEE HEALTH & WELLNESS CENTER		285	4	1%	289
Bardmoor Oaks Healthcare and Rehabilitation Center		283	6	2%	289
AUBURN UNIVERSITY MEDICAL CLINIC		227	62	21%	289
ASCEND CLINICAL	2	235	52	18%	289
ROSEWOOD HEALTH AND REHABILITATION CENTER		270	19	7%	289
OSPREY LODGE		232	57	20%	289
PALM GARDEN OF GAINESVILLE	2	285	2	1%	289
SABAL DIRECT PRIMARY CARE, PA		234	54	19%	288
BIOCEPT		270	16	6%	286
LAKELAND REGIONAL HEALTH SYSTEMS INC		20	266	93%	286
SIGNATURE HEALTHCARE OF NORTH FLORIDA		284	2	1%	286
ATLANTIC SHORES NURSING AND REHAB CENTER	1	275	9	3%	285
SERENADES IN THE VILLAGES		231	54	19%	285
SPECIALTY HEALTH AND REHABILITATION CENTER		260	25	9%	285
PruittHealth Santa Rosa		195	89	31%	284
CLINICAL ENTERPRISE, INC		266	18	6%	284
BAYFRONTVENICEREGIONAL		267	17	6%	284
TIDEWELL HOSPICE INC		280	4	1%	284
VILLAGE DOCTORS FAMILY MEDICAL CENTER OF		226	57	20%	283
ST JAMES HEALTH AND REHABILITATION CENTER		199	84	30%	283
SPRINGTREE REHAB & HEALTH CARE CENTER		267	16	6%	283
KISSIMMEE FACILITY OPERATIONS LLC		262	20	7%	282
PINES OF SARASOTA		279	3	1%	282
AVENTURA REHAB AND NURSING CENTER		275	5	2%	280
COLOR GENOMICS, INC.	2	272	6	2%	280
CHILDRENS CLINIC WEST FLORIDA PEDIATRICS		254	26	9%	280
AVANTE AT LEESBURG INC		280			280
BRIDGEWATER PARK HEALTH AND REHAB		257	22	8%	279
ORCHARD RIDGE CARE AND REHABILITATION CENTER		263	16	6%	279
ARGO SENIOR LIVING AT HAVERHILL		262	17	6%	279
BOND CLINIC PA PEDIATRICS DEPT		249	30	11%	279
SUN COUNTRY PEDIATRICS PLLC	7	245	26	9%	278
PRUITT HEALTH-SANTA ROSA		275	2	1%	277
AURORA DIAGNOSTICS BERNHARDT LABORATORIES PATHOLOGY SERVICE		190	87	31%	277
SAINTS 120 LLC	1	240	34	12%	275

COVID-19: testing by laboratory

Data through Jan 30, 2021 verified as of Jan 31, 2021 at 09:25 AM

Data in this report are provisional and subject to change.

The numbers in the table below represent the number of Florida and non-Florida residents for whom test results were received by the Department of Health. A person can be tested by more than one laboratory and can have both positive and negative results. **Therefore, the sum of the numbers in each column will be larger than the total number of people tested.**

Reporting lab	Inconclusive	Negative	Positive	Percent positive	Total
LUTHERAN HAVEN		267	8	3%	275
Glades West Rehabilitation and Nursing Center		266	8	3%	274
LAKE EUSTIS HEALTH AND REHABILITATION CENTER		268	6	2%	274
SUNLAND MARIANNA COX MEDICAL CENTER		235	39	14%	274
WESTCHESTER GARDENS LIMITED PARTNERSHIP		269	5	2%	274
HOMESTEAD MANOR	2	232	40	15%	274
Bay Breeze Senior Living and Rehabilitation Center		222	52	19%	274
CONSULATE HEALTH CARE OF SAFETY HARBOR		268	6	2%	274
ST JUDE CHILDREN'S RESEARCH HOSPITAL		258	15	5%	273
THE SPRINGS AT BOCA CIEGA BAY		263	9	3%	272
QUALITOX LABORATORIES		105	167	61%	272
FL HUD DESTIN, LLC D/B/A GRAND BOULEVARD HEALTH		238	34	13%	272
ENCOMPASS HEALTH REHABILITATION HOSPITAL	8	253	11	4%	272
TAMARAC REHABILITATION & HEALTH CENTER		271	1	0%	272
REGENTS PARK OF BOCA RATON		269	2	1%	271
Premier Place at The Glenview		260	8	3%	268
AVANTE AT MT DORA		265	3	1%	268
LIFE CARE CENTER OF WINTER HAVEN		249	18	7%	267
AMEERAH LABS, LLC	2	202	63	24%	267
SAMANTHA WILSON CARE CENTER	3	254	9	3%	266
ADVENT HEALTH CENTRA CARE - ORMOND BEACH		113	153	58%	266
PALMS REHABILITATION AND HEALTHCARE CENTER		242	24	9%	266
HEATHER HILL HEALTHCARE CENTER		223	42	16%	265
BRISTOL AT TAMPA, THE	3	254	8	3%	265
LAB DOCTOR		231	33	13%	264
The Care Center at Pinellas Park	1	255	8	3%	264
LONGWOOD FAMILY PRACTICE		203	60	23%	263
SILVER CREEK SENIOR LIVING COMMUNITY		257	5	2%	262
renaissance health and rehabilitation center		245	17	6%	262
Rehabilitation Center for Park Place LLC		252	10	4%	262
HEALTH PARK CARE CENTER		258	3	1%	261
ADVENTHEALTH EXPRESS CARE AT WALGREENS		218	43	16%	261
DAVID SCOTT MADWAR MD PA		235	26	10%	261
CLIFFORD CHESTER SIMS VA NURSING HOME		251	9	3%	260
PIONEER CLINICAL LAB, LLC		168	92	35%	260
RULEME CENTER	2	234	24	9%	260
KENNEDY PAIN CLINIC GROUP LLC		233	27	10%	260
JACKSON PLAZA NURSING & REHAB CENTER	5	248	6	2%	259
CONSULATE HEALTHCARE OF KISSIMMEE		247	12	5%	259
BEAR CREEK NURSING CENTER		255	4	2%	259
INTERNAL MEDICINE & PEDIATRICS OF TAMPA BAY PA		212	47	18%	259
ROSEN MEDICAL CENTER		222	36	14%	258
FLORIDA WOMAN CARE LABORATORY LLC		232	26	10%	258
PERSONALIZED GENETIC TESTING	1	165	92	36%	258
ELMHURST HOSPITAL CENTER	1	241	16	6%	258
FLORIDA HEART & VASCULAR MULTISPECIALTY GROUP PA		177	81	31%	258
QUICK CARE MED		205	53	21%	258

COVID-19: testing by laboratory

Data through Jan 30, 2021 verified as of Jan 31, 2021 at 09:25 AM

Data in this report are provisional and subject to change.

The numbers in the table below represent the number of Florida and non-Florida residents for whom test results were received by the Department of Health. A person can be tested by more than one laboratory and can have both positive and negative results. **Therefore, the sum of the numbers in each column will be larger than the total number of people tested.**

Reporting lab	Inconclusive	Negative	Positive	Percent positive	Total
RAINBOW PEDIATRIC CENTER PA		240	17	7%	257
REHABILITATION CENTER OF LAKE CITY, THE		229	28	11%	257
ASSOCIATESMD MEDICAL GROUP INC		209	47	18%	256
Solaris Healthcare Lake Bennet		223	32	13%	255
NATIONS BEST FAMILY HEALTH CARE		93	162	64%	255
ADDINGTON PLACE AT WELLINGTON GREEN		252	3	1%	255
FG RAPID RESULTS	2	115	135	54%	252
ORLANDO VA MEDICAL CENTER			252	100%	252
BROOKDALE PADDOCK HILLS	1	249	2	1%	252
SERANADES BY SONATA WEST ORANGE		223	29	12%	252
NAPLES CHILDREN'S URGENT CARE		209	42	17%	251
PROTEUS MOLECULAR AND CLINICAL LAB	1	148	102	41%	251
LAKE PARK OF MADISON		243	7	3%	250
SHELL POINT VILLAGE MEDICAL CENTER		246	4	2%	250
MANOR CARE OF NAPLES FL LLC		246	3	1%	249
TUSKAWILLA NURSING AND REHAB CENTER	2	240	7	3%	249
RIVERS FAMILY MEDICINE PA		181	68	27%	249
TALLAHASSEE NHHI LLC	1	221	27	11%	249
Solaris HealthCare Imperial		240	7	3%	247
CARRINGTON PLACE OF ST PETE LLC		242	4	2%	246
MARTIN MEMORIAL MEDICAL CENTER LAB		128	118	48%	246
PEDIATRIC HEALTH CARE ALLIANCE, PA		224	22	9%	246
ANCIENT CITY PEDIATRICS		232	14	6%	246
BRENTWOOD RETIREMENT COMMUNITY	5	212	28	11%	245
Solaris Healthcare Coconut Creek		240	5	2%	245
BROWARD NURSING & REHABILITATION CTR	8	231	6	2%	245
Heritage Healthcare at Tallahassee		239	5	2%	244
Fernandina Beach Rehabilitation and Nursing Center		242	2	1%	244
HCSO OCCUPATIONAL HEALTH AND WELLNESS CENTER		188	56	23%	244
BAYA POINTE NURSING AND REHABILITATION		161	83	34%	244
MALABAR/ADVENT CENTRA CARE		48	196	80%	244
ROSEWOOD HEALTHCARE & REHABILITATION CENTER		239	4	2%	243
HARBOURWOOD	1	238	4	2%	243
ARCHER HEALTH VENTURES, LLC		217	25	10%	242
GOOD SAMARITAN CARES		236	5	2%	241
CHAUTAUQUA REHABILITATION AND NURSING CENTER		232	9	4%	241
ABSOLUTE GENOMICS	1	165	75	31%	241
JOHNS HOPKINS ALL CHILDREN'S HOSPITAL		205	35	15%	240
HOLIDAY CVS LLC DBA CVS/PHARMACY #0440		233	7	3%	240
SILVERCREST HEALTH AND REHABILITATION CENTER	3	230	6	3%	239
PALM GARDEN OF AVENTURA		236	2	1%	238
DIGNITY HEALING, LLC		227	11	5%	238
FAMILY CARE PARTNERS OF NE FLORIDA LLC		174	64	27%	238
BUREAU OF CLINICAL LABORATORIES		198	39	16%	237
BAPTIST PRIMARY CARE, INC		220	17	7%	237
Sunset Point Center		232	4	2%	236
BAY TREE CARE AND REHABILITATION CENTER		197	38	16%	235

COVID-19: testing by laboratory

Data through Jan 30, 2021 verified as of Jan 31, 2021 at 09:25 AM

Data in this report are provisional and subject to change.

The numbers in the table below represent the number of Florida and non-Florida residents for whom test results were received by the Department of Health. A person can be tested by more than one laboratory and can have both positive and negative results. **Therefore, the sum of the numbers in each column will be larger than the total number of people tested.**

Reporting lab	Inconclusive	Negative	Positive	Percent positive	Total
REGENTS PARK AT AVENTURA		221	14	6%	235
Vi at Lakeside Village Skilled Nursing		230	5	2%	235
OAK HAMMOCK AT THE UNIVERSITY OF FLORIDA		229	6	3%	235
URGENT CARE EXPRESS LLC		1	233	100%	234
CROSS POINTE CARE CENTER	2	231	1	0%	234
CHIPOLA HEALTH AND REHAB		216	17	7%	233
MEMPHIS PATHOLOGY LABORATORY	4	212	17	7%	233
SUNSHINE URGENT CARE LLC		152	81	35%	233
ST CATHERINE'S WEST REHABILITATION HOSPITAL		220	12	5%	232
TERRACES OF LAKE WORTH CARE CENTER□		219	12	5%	231
AVECINA MOBILE		118	112	49%	230
ManorCare Health Services-Palm Harbor	1	229			230
PRO HEALTH		74	155	68%	229
UNIVERSITY OF TAMPA STUDENT HEALTH AND SHC CLINICAL LABORATORY		85	144	63%	229
AMERICAN HOUSE SENIOR LIVING		183	45	20%	228
TIERRA PINES CENTER		217	11	5%	228
SOUTHWEST ORLANDO FAMILY MEDICINE, PL		184	44	19%	228
TGH		1	226	100%	227
MANDARIN PEDIATRICS		209	18	8%	227
LYNN HAVEN SPORTS COMPLEX-WALKON CLINIC		21	206	91%	227
ACCURATE DIAGNOSTIC LABS, INC		212	14	6%	226
EDGEWATER AT WATERMAN VILLAGE,THE		210	15	7%	225
PARKS HEALTHCARE & REHABILITATION CTR	4	211	10	4%	225
STEWART SEBASTIAN RIVER MEDICAL CENTER		188	37	16%	225
VETERANS AFFAIRS MEDICAL CENTER - MIAMI		1	223	100%	224
USA HEALTH UNIVERSITY HOSPITAL CLINICAL LABORATORY	1	218	5	2%	224
Lakewood Nursing Center		195	29	13%	224
COMMUNITY HEALTH AND REHABILITATION CENTER		173	50	22%	223
WESTWOOD HEALTHCARE SNF		185	38	17%	223
PEDIATRICS BY THE SEA		216	7	3%	223
LEHIGH VALLEY GENOMICS			223	100%	223
Parkview Rehabilitation Center at Winter Park		218	5	2%	223
W FRANK WELLS NURSING HOME		195	27	12%	222
RIVERWOOD HEALTH NH LLC		183	39	18%	222
MIAMI JEWISH HEALTH SYSTEMS, INC	1	212	8	4%	221
OCALA FAMILY MEDICAL CENTER INC	1	180	40	18%	221
FORT MYERS REHABILITATION AND NURSING CENTER		196	25	11%	221
ABBOTT LABORATORIES		142	78	35%	220
BAPTIST PRIMARY CARE INC	1	196	23	10%	220
BIO-TECH CLINICAL LABORATORIES INC		190	30	14%	220
Chatsworth at PGA National, LLC		210	9	4%	219
Boynton Beach Rehabilitation Center	2	213	4	2%	219
FLORIDA CLINICAL LABORATORY-BIOREFERENCE LABORATORIES		72	147	67%	219
WOOD LAKE HEALTH AND REHABILITATION CENTER		219			219
ADVENTHEALTH MEDICAL GROUP PROMPT CAR	1	146	71	33%	218
ADVANCED AMBULATORY SURGERY CENTER		207	11	5%	218
FLOMEDILAB		20	197	91%	217

COVID-19: testing by laboratory

Data through Jan 30, 2021 verified as of Jan 31, 2021 at 09:25 AM

Data in this report are provisional and subject to change.

The numbers in the table below represent the number of Florida and non-Florida residents for whom test results were received by the Department of Health. A person can be tested by more than one laboratory and can have both positive and negative results. **Therefore, the sum of the numbers in each column will be larger than the total number of people tested.**

Reporting lab	Inconclusive	Negative	Positive	Percent positive	Total
LAKE PORT SQUARE		200	17	8%	217
THE MANOR AT CARPENTERS		185	32	15%	217
HAVEN OF OUR LADY OF PEACE INC		209	8	4%	217
ST. CLOUD REGIONAL MEDICAL CENTER		199	17	8%	216
FELLOWSHIP HOME AT THE FAIRWAY LLC		210	6	3%	216
ESTERO ISLAND MEDICAL CENTER		176	40	19%	216
ADVENTHEALTH EXPRESS CARE AT WALGREENS 49TH STREET		175	41	19%	216
Consulate Health Care of North Fort Myers		203	12	6%	215
BLOCK, NATION, CHASE, AND SMOLEN FAMILY MEDICINE		157	57	27%	214
GATEWAY/ADVENT CENTRA CARE	1	24	189	88%	214
Lake Port Square Health Center		198	15	7%	213
POCONO MEDICAL CENTER		212			212
PCB CLINIC		167	45	21%	212
CONSULATE HEALTH CARE OF WINTER HAVEN		209	3	1%	212
Avante at Inverness		212			212
ORANGE COUNTY HEALTH DEPT		201	11	5%	212
FRICKS PHARMACY		158	53	25%	211
SUNRISE DIAGNOSTIC LABORATORY		158	53	25%	211
EXCEL PEDIATRICS		170	41	19%	211
PEDIATRIC ASSOCIATES OF OCALA PA		185	26	12%	211
PEDIATRICS IN BREVARD PA		188	23	11%	211
Avante at Orlando		207	3	1%	210
AVON PARK PEDIATRICS INC	3	187	20	10%	210
AZALEA TRACE		196	13	6%	209
Coastal Health and Rehabilitation Center		201	8	4%	209
THE PALACE NURSING AND REHABILITATION CENTER		209			209
PAVILION FOR HEALTHCARE, THE		207	2	1%	209
Taylor Care Center		204	5	2%	209
SIGNATURE HEALTHCARE AT THE COURTYARD		162	47	22%	209
Whispering Oaks	11	175	23	11%	209
AMBULATORY SURGERY CENTER OF BOCA RATON LTD		207	1	0%	208
ASCENSION MEDICAL GROUP		3	205	99%	208
HOMESTEAD VILLAGE		203	5	2%	208
Cross Gardens Care Center		207	1	0%	208
AMERICAN MEDICAL RESPONSE		203	4	2%	207
DOCTORS MEMORIAL FAMILY MEDICINE	2	142	63	30%	207
Life Care Center at Inverrary		204	3	1%	207
VITAS HEALTHCARE CORPORATION		203	3	1%	206
ADVENT HEALTH - ORLANDO		151	55	27%	206
EMERITUS AT NAPLES	2	204			206
KINDRED HOSPITAL	7	194	4	2%	205
FULGENT GENETICS	2	163	39	19%	204
CYPRESS COVE		198	6	3%	204
AMERICAN FINNISH NURSING HOME	1	197	5	2%	203
HOLLEY NAVARRE MEDICAL CLINIC		145	58	29%	203
Solaris Senior Living North Naples ALF		194	9	4%	203
CENTERSTONE OF FLORIDA☐		188	14	7%	202

COVID-19: testing by laboratory

Data through Jan 30, 2021 verified as of Jan 31, 2021 at 09:25 AM

Data in this report are provisional and subject to change.

The numbers in the table below represent the number of Florida and non-Florida residents for whom test results were received by the Department of Health. A person can be tested by more than one laboratory and can have both positive and negative results. **Therefore, the sum of the numbers in each column will be larger than the total number of people tested.**

Reporting lab	Inconclusive	Negative	Positive	Percent positive	Total
HEALTH FIRST - HOLMES REGIONAL MEDICAL CENTER		32	170	84%	202
POLK COUNTY HEALTH DEPARTMENT		178	24	12%	202
PATHGROUP LABS LLC		97	105	52%	202
SUPERIOR RESIDENCES OF PANAMA CITY BEACH		195	6	3%	201
CORAL REEF NURSING & REHABILITATION CENTER		199	2	1%	201
VAMC WEST PALM LAB		5	196	98%	201
ATLANTIC URGENT CARE		136	65	32%	201
Governors Creek Health and Rehabilitation	1	198	2	1%	201
WIREGRASS DIRECT PRIMARY CARE PLLC□		169	31	16%	200
Orchid Cove at Sarasota		199	1	1%	200
ELMCROFT PINECREST	1	181	17	9%	199
JAMES A HALEY VETERANS HOSPITAL			199	100%	199
SOLARIS SENIOR LIVING VERO BEACH		192	7	4%	199
TRENTON MEDICAL CENTER INC DBA PALMS MEDICAL GROUP	4	140	55	28%	199
Life Care Center of Punta Gorda	1	186	11	6%	198
ADVENT HEALTH - CARROLLWOOD	4	169	25	13%	198
DEPARTMENT OF HEALTH & HUMAN SERVICES		198			198
GLENRIDGE ON PALMER RANCH,THE		190	7	4%	197
JACKSONVILLE KIDS PEDIATRICS, PLLC		172	25	13%	197
WASHINGTON REHAB AND NURSING		188	9	5%	197
FHMG FLORIDA HOSPITAL MEDICAL GROUP		169	28	14%	197
FLORIDA HEALTH CARE PLANS			197	100%	197
OKEECHOBEE COUNTY HEALTH DEPT	1	127	69	35%	197
PORT SAINT LUCIE HOSPITAL		187	9	5%	196
NORTH FLORIDA PEDIATRICS - MARIANNA		160	36	18%	196
24/7 PEDIATRIC CARE CENTERS INC		178	18	9%	196
FIRST CHOICE PRIMARY CARE		152	44	22%	196
MAGNOLIA FAMILY URGENT CARE		170	26	13%	196
ONESTOP MEDICAL AND URGENT CARE LLC		159	37	19%	196
FORT PIERCE HEALTH CARE		190	5	3%	195
HOLISTIX TREATMENT CENTERS		189	6	3%	195
MACTOWN, INC		194	1	1%	195
FLORIDA KEYS PEDIATRICS & ADOLESCENT CENTER		185	10	5%	195
LAUREL POINT CARE ACQUISITION LLC DBA SANDGATE GARDENS REHAB AND NURSI		171	24	12%	195
Crossbreeze care center		193	2	1%	195
LASER & SURGERY CENTER OF THE PALM BEACHES□		193	1	1%	194
San Jose Health & Rehabilitation		191	3	2%	194
ABBIEJEAN RUSSELL CARE CENTER□		194			194
Bayside Health and Rehabilitation		164	29	15%	193
CHIPOLA MEDICAL ASSOCIATES, LLC		133	60	31%	193
Nspire Health Care Kendall		182	10	5%	192
NSPIRE HEALTHCARE LAUDERHILL		186	6	3%	192
NORTH FLORIDA PEDIATRICS PA - DUVAL		167	25	13%	192
TAVARES PEDIATRICS		161	30	16%	191
LAKESIDE NEUROLOGIC		182	9	5%	191
HEALTH LINK DIAGNOSTIC LABORATORIES		182	9	5%	191
BAYVIEW CENTER		187	4	2%	191

COVID-19: testing by laboratory

Data through Jan 30, 2021 verified as of Jan 31, 2021 at 09:25 AM

Data in this report are provisional and subject to change.

The numbers in the table below represent the number of Florida and non-Florida residents for whom test results were received by the Department of Health. A person can be tested by more than one laboratory and can have both positive and negative results. **Therefore, the sum of the numbers in each column will be larger than the total number of people tested.**

Reporting lab	Inconclusive	Negative	Positive	Percent positive	Total
BOND CLINIC, PA		134	57	30%	191
ADVENTHEALTH EXPRESS CARE AT		142	49	26%	191
CYPRESS POINT LIVING, LLC		175	14	7%	189
UCC - WELLINGTON		1	187	99%	188
NEO GENOMICS - FORT MYERS	1	181	6	3%	188
CONSULATE HEALTH CARE OF MELBOURNE		185	3	2%	188
WOMEN'S CARE FLORIDA LABORATORY		183	5	3%	188
OCEAN REEF MEDICAL CENTER		150	38	20%	188
Consulate Healthcare of West Palm Beach		173	14	7%	187
ARCPPOINT LABS OF ST PETERSBURG		118	69	37%	187
SARNO EXTENDED HOURS		124	63	34%	187
DISCOVERY VILLAGE AT MELBOURNE		166	20	11%	186
PLANTATION NURSING & REHAB CENTER		186			186
LIFE CARE CENTER OF PORT ST. LUCIE		178	8	4%	186
ADVENT		172	13	7%	185
BOCA RATON REHABILITATION CENTER	4	178	3	2%	185
LAKE VIEW CARE CENTER AT DELRAY		179	6	3%	185
CONEY ISLAND HOSPITAL		178	7	4%	185
ADVENT HEALTH CENTRA CARE - DAYTONA BEACH		93	92	50%	185
ANTHEM LAKES LLC		151	34	18%	185
TRINITY REGIONAL REHAB CENTER		170	15	8%	185
INN AT ASTON GARDENS, THE		178	7	4%	185
ST. JAMES BAY HEALTH AND REHABILITATION CENTER		183	1	1%	184
FINLAY CLINICAL LABORATORY INC		36	148	80%	184
WATERMARK LAKE POINTE WOODS LLC		166	18	10%	184
ADVENT HEALTH CENTRA CARE - WESLEY CHAPEL		13	170	93%	183
NIGHT LITE PEDIATRICS WINTER GARDEN		144	38	21%	182
NADAL PEDIATRICS - VICTORIA STREET (3385)		153	28	15%	181
ST MARK VILLAGE		177	4	2%	181
WHITE WILSON MEDICAL IMMEDIATE CARE NICEVILLE		1	180	99%	181
ARBOR FACILITY INC		181			181
TARPON POINT NURSING AND REHABILITATION CENTER		177	3	2%	180
STATMED QUICK QUALITY CLINIC AT NORTH PINELLAS		65	114	64%	179
BAPTIST HEALTH PRIMARY CARE	1	134	43	24%	178
PALM BEACH PEDIATRICS PA	2	159	17	10%	178
BORLAND GROOVER CLINIC	1	145	31	18%	177
ADVENT HEALTH CENTRA CARE - CARROLLWOOD		5	172	97%	177
Emory L Bennett State Veterans Nursing Home		173	3	2%	176
Surrey Place Healthcare and Rehabilitation		174	2	1%	176
Heritage Park Rehabilitation & Healthcare		159	17	10%	176
DE LUNA HEALTH AND REHABILITATION CENTER		155	21	12%	176
PADDOCK RIDGE		173	3	2%	176
FLORIDA HEALTH CARE PLAN INC		2	174	99%	176
Life Care Center of Sarasota		165	11	6%	176
OAKBROOK HEALTH AND REHABILITATION CENTER	1	160	14	8%	175
THE RESIDENCE AT TIMBER PINES	4	147	24	14%	175
ORLANDO HEALTH EMERGENCY DEPARTMENT		163	11	6%	174

COVID-19: testing by laboratory

Data through Jan 30, 2021 verified as of Jan 31, 2021 at 09:25 AM

Data in this report are provisional and subject to change.

The numbers in the table below represent the number of Florida and non-Florida residents for whom test results were received by the Department of Health. A person can be tested by more than one laboratory and can have both positive and negative results. **Therefore, the sum of the numbers in each column will be larger than the total number of people tested.**

Reporting lab	Inconclusive	Negative	Positive	Percent positive	Total
KR at Hillsborough Lakes/Lutz Healthcare		169	5	3%	174
MEDICAL CONSULTANTS OF FLORIDA LLC	1	142	31	18%	174
The Inn at Sarasota Bay Club		172	2	1%	174
Consulate Health Care of St. Petersburg		174			174
Heartland Healthcare of Ft. Myers	1	173			174
ASTON GARDENS AT PELICAN MARSH		169	5	3%	174
Cross Terrace REhabitation		173	1	1%	174
EVENT MED SERVICES LABORATORY		170	3	2%	173
GEORGIA DEPARTMENT OF PUBLIC HEALTH	1	5	167	97%	173
WALGREENS 10670		154	18	10%	172
HERITAGE HEALTHCARE AND REHABILITATION CENTER		171	1	1%	172
HUNT CLUB PEDIATRIC ASSOCIATES, P.A.		142	29	17%	171
CANTERFIELD OF CLAY COUNTY		134	37	22%	171
Concordia Village of Tampa AL		167	4	2%	171
ST PETERSBURG PEDIATRICS-PARK BLVD		151	20	12%	171
The Waterford		168	2	1%	170
FAMILY EXPRESS URGENT CARE			170	100%	170
COLONY CLUB ALF,THE		157	13	8%	170
GOOD SAMARITAN SOCIETY OF DELAND		159	10	6%	169
ADVENT HEALTH CARE CENTER		160	9	5%	169
HOSPICE OF LAKE & SUMTER INC		168	1	1%	169
ALL SEASONS NAPLES LLC□		164	4	2%	168
PANAMA CITY DEVELOPMENTAL CENTER□		168			168
ALLSOUTH URGENT CARE		6	162	96%	168
CORAL GABLES NURSING & REHABILITATION CENTER		159	9	5%	168
HOSPITAL FOR SPECIAL SURGERY		165	2	1%	167
CANTERFIELD OF OCALA, LLC		156	11	7%	167
URGENT CARE OF THE PALM BEACHES, NORTH PALM BEACH			167	100%	167
ST PETERSBURG PEDIATRICS-SEMINOLE BLVD		135	32	19%	167
VETERANS AFFAIRS ORLANDO VA MEDICAL CENTER			167	100%	167
EDGEWOOD NURSING CENTER		159	7	4%	166
LAB CORP	1	94	71	43%	166
ADVENT HEALTH CENTRA CARE - TEMPLE TERRACE	1	103	62	37%	166
BARTON HEALTH ALLIANCE		131	34	21%	165
MATHISON RETIREMENT COMMUNITY, INC	1	155	8	5%	164
PRIMECARE OF DOTHAN		114	50	30%	164
PATRIOT MEDICAL LABORATORIES		158	6	4%	164
ROSECASTLE OF CITRUS		135	29	18%	164
OSPREY VILLAGE AT AMELIA ISLAND LTD		155	8	5%	163
NO FLORIDA PEDIATRICS, PA		139	24	15%	163
TRI COUNTY NURSING HOME		162	1	1%	163
DOCTORS MEMORIAL HOSPITAL		44	119	73%	163
ADVENT HEALTH - LAKE NONA		139	24	15%	163
TUSCAN GARDENS OF VENETIA MANAGEMENT COMPANY		150	13	8%	163
BRADENTON HEALTH CARE		163			163
PALM HARBOR FAMILY PRACTICE & WALK-IN		117	46	28%	163
SARAPATH DIAGNOSTICS		65	97	60%	162

COVID-19: testing by laboratory

Data through Jan 30, 2021 verified as of Jan 31, 2021 at 09:25 AM

Data in this report are provisional and subject to change.

The numbers in the table below represent the number of Florida and non-Florida residents for whom test results were received by the Department of Health. A person can be tested by more than one laboratory and can have both positive and negative results. **Therefore, the sum of the numbers in each column will be larger than the total number of people tested.**

Reporting lab	Inconclusive	Negative	Positive	Percent positive	Total
WALGREENS 3173		149	13	8%	162
VIERA MANOR ASSISTED LIVING RESIDENCE		155	7	4%	162
YOUR FAMILY WALK-IN CLINIC		13	149	92%	162
AMA MEDICAL GROUP LLC		134	27	17%	161
BENDERSON FAMILY SKILLED NURSING AND□		144	17	11%	161
SOMERBY LAKE NONA		154	7	4%	161
KEYSTONE REHAB		160			160
LA MER NH LLC□		156	4	3%	160
FIRST CHOICE PEDIATRICS SEMORAN		80	80	50%	160
GREENBRIAR REHABILITATION AND NURSING CENTER	1	159			160
DISCOVERY VILLAGE AT NAPLES		142	17	11%	159
ARCADIA HEALTH AND REHABILITATION CENTER		100	59	37%	159
MEDIPATH LLC		2	157	99%	159
LAKEVIEW INTERNAL MEDICINE		107	51	32%	158
WUESTHOFF REF LABORATORY			158	100%	158
AMELIA MEDICAL CARE		16	142	90%	158
TUSCAN GARDENS OF PALM COAST		155	3	2%	158
EXOSOME DIAGNOSTICS	1	139	17	11%	157
US MEDICAL CARE, INC		140	17	11%	157
Englewood Healthcare and Rehab		141	15	10%	156
BEACON AT GULF BREEZE, THE	2	147	7	4%	156
LCS SANDHILL COVE LLC DBA	4	145	7	4%	156
TIMBERRIDGE NURSING HOME & REHAB		123	33	21%	156
SANDY PINES	2	135	18	12%	155
COCOA BEACH/ADVENT CENTRA		41	114	74%	155
BARKLEY PLACE	1	150	4	3%	155
PRUITT HEALTH		153	2	1%	155
EDWARD J HEALEY REHAB & NURSING CENTER		155			155
JACKSONVILLE NURSING AND REHAB CENTER		149	6	4%	155
PONTE VEDRA GARDENS		153	1	1%	154
CAYUGA MEDICAL CENTER AT ITHACA		150	4	3%	154
DIAMOND RIDGE		147	7	5%	154
CITRUS HEALTH AND REHAB		128	26	17%	154
WOODBRIIDGE FACILITY INC		150	4	3%	154
PALMETTTO FACILITY INC	1	153			154
ARDEN COURTS OF LARGO FL, LLC		140	13	8%	153
UNIVERSITY OF TAMPA INC, THE		153			153
VILLAGES REGIONAL HOSPITAL SURGERY CENTER LLC, THE		120	32	21%	152
FAWCETT MEMORIAL HOSPITAL-LAB		39	113	74%	152
WATSON THERAPEUTICS INC		142	10	7%	152
CSL PLASMA		29	123	81%	152
MEADOWCREST FAMILY PHYSICIANS		92	59	39%	151
MIRACLE HILL NURSING & REHABILITATION CENTER INC		146	5	3%	151
LEESBURG PEDIATRICS		140	11	7%	151
UNIVERSITY OF MIAMI		27	124	82%	151
VI AT BENTLEY VILLAGE HOME CARE		151			151
GUEST HOUSE OCALA, THE		147	3	2%	150

COVID-19: testing by laboratory

Data through Jan 30, 2021 verified as of Jan 31, 2021 at 09:25 AM

Data in this report are provisional and subject to change.

The numbers in the table below represent the number of Florida and non-Florida residents for whom test results were received by the Department of Health. A person can be tested by more than one laboratory and can have both positive and negative results. **Therefore, the sum of the numbers in each column will be larger than the total number of people tested.**

Reporting lab	Inconclusive	Negative	Positive	Percent positive	Total
MID FLORIDA PATHOLOGY LLC MOBILE UNIT #4		102	48	32%	150
GENE BY GENE		61	89	59%	150
PRECISION HEALTH RESOURCES, LLC	1	133	15	10%	149
BAY VUE NURSING AND REHABILITATION CENTER		139	10	7%	149
ZON BEACHSIDE LLC		122	27	18%	149
SUWANNEE VALLEY NURSING CENTER		137	11	7%	148
Chatham Glen Healthcare and Rehabilitation Center		143	5	3%	148
PRECISION GENETICS, INC		144	4	3%	148
REFUAH HEALTH CENTER LABORATORY		140	7	5%	147
GRACE PEDIATRICS		122	25	17%	147
ROSECASTLE OF ZEPHRHILLS		145	2	1%	147
GOLD CHOICE SENIOR COMMUNITIES		107	40	27%	147
ST ANTHONYS REHABILITATION HOSPITAL	7	138	2	1%	147
NEW YORK CITY DEPARTMENT OF HEALTH & MENTAL		117	28	19%	145
SEAGRASS VILLAGE FLEMING ISLAND		110	35	24%	145
REGENCY CARE OF BLOUNTSTOWN LLC		135	10	7%	145
ARTHREX MEDICAL CENTER		48	97	67%	145
DOCTORS MEMORIAL FAMILY PRACTICE	2	109	33	23%	144
NCRNC INC		140	4	3%	144
Quail Run Health Care Center		143			143
MOBILE INFIRMARY MED CENTER PATH LAB		128	15	10%	143
PALM BEACH COUNTY HEALTH DEPT LAB	4	133	6	4%	143
GLADES HEALTH CARE CENTER		140	3	2%	143
JEFFERY WEINZWEIG		2	141	99%	143
Sunnyside Nursing Home		139	3	2%	142
LUIS A GHIGLINO MD PA		137	5	4%	142
BRIGHTON EGGERT PHARMACY INC		137	5	4%	142
ADVENTHEALTH CENTRA CARE PONCIANA	1	81	60	42%	142
NOVARI CARE LLC		97	44	31%	141
PLANT CITY PEDIATRICS		117	24	17%	141
PORT ST LUCIE REHABILITATION AND HEALTHCARE		98	43	30%	141
VENICE REGIONAL BAYFRONT HEALTH (PULMONARY)		126	15	11%	141
UNITED CLINICAL LABORATORIES		132	9	6%	141
NORTH FLORIDA INTERNAL MEDICINE PA		107	33	24%	140
WRIGHTS HEALTH CARE AND REHABILITATION CENTER		110	30	21%	140
SOUTH BALDWIN REGIONAL MEDICAL CENTER		131	8	6%	139
Gulf Coast Healthcare (Longwood Health and Rehab		118	21	15%	139
MORSELIFE MEMORY CARE RESIDENCE		132	6	4%	138
ADVANCED MEDICAL GROUP		1	137	99%	138
The Crossroads		137	1	1%	138
AMERICAN PATHOLOGY PARTNERS		136	2	1%	138
FAMILY EXTENDED CARE OF CENTRAL TAMPA		120	17	12%	137
MANOR AT BLUEWATER BAY		131	6	4%	137
PPC-LAB EDI ORCHARD BI		129	8	6%	137
MILLENNIUM LAB SERVICES			137	100%	137
ADVENT HEALTH CENTRA CARE - CITRUS PARK		9	128	93%	137
BAY COUNTY SHERIFFS OFFICE JAIL FACILITY		121	15	11%	136

COVID-19: testing by laboratory

Data through Jan 30, 2021 verified as of Jan 31, 2021 at 09:25 AM

Data in this report are provisional and subject to change.

The numbers in the table below represent the number of Florida and non-Florida residents for whom test results were received by the Department of Health. A person can be tested by more than one laboratory and can have both positive and negative results. **Therefore, the sum of the numbers in each column will be larger than the total number of people tested.**

Reporting lab	Inconclusive	Negative	Positive	Percent positive	Total
LABORATORY OF FLORIDA		83	53	39%	136
ADVENT HEALTH CENTRA CARE - ORANGE CITY	1	53	82	60%	136
SUNNY HILLS ALF OF SEBRING INC		125	11	8%	136
GRAVITY DIAGNOSTICS, LLC		36	99	73%	135
FHMG-FLORIDA HOSPITAL MEDICAL GROUP		113	22	16%	135
ADVENT HEALTH CENTRA CARE - DELAND		28	107	79%	135
IRL MARKET LAB ALACHUA		104	31	23%	135
ADVANCED MEDICAL CENTER		86	48	36%	134
DAYSPRING VILLAGE		112	22	16%	134
MACCLENNY NURSING AND REHAB		118	16	12%	134
POINTE, THE		115	19	14%	134
ANGELS DIAGNOSTIC GROUP		106	27	20%	133
FORT WALTON REHABILITATION CENTER		96	37	28%	133
NATURE COAST MEDICAL GROUP		53	80	60%	133
LAKEVIEW TERRACE RETIREMENT COMMUNITY		117	16	12%	133
PROVIDENCE HOSPITAL LABORATORY		125	8	6%	133
PINNACLES PEDS CARE PA		132			132
CHILDREN MED CARE INC		113	19	14%	132
AFTER HOURS PEDIATRICS INC	1	1	130	98%	132
OAKS OF KISSIMMEE HEALTH AND REHABILITATION CENTER		129	3	2%	132
THE REHABILITATION CENTER OF LAKE CITY		127	5	4%	132
BROOKDALE OF SPRING HILL	8	123	1	1%	132
GRAVITY DIAGNOSTICS		45	87	66%	132
WIMAUMA COMMUNITY HEALTH CENTER		102	29	22%	131
LabCorp L#09258090 M#09258105		73	58	44%	131
LONGWOOD HEALTH AND REHABILITATION CENTER		125	6	5%	131
INTEGRATED REGIONAL LABORATORIES		119	12	9%	131
DAIRY ROAD URGENT CARE		70	61	47%	131
THE WELLNESS CENTER AT LAKEWOOD RANCH		43	88	67%	131
DOCTOR'S IN HOUSE LABORATORY		18	112	86%	130
SPRINGS AT LAKE POINTE WOODS		128	2	2%	130
FARAH MEDICAL		121	9	7%	130
BAY EDUCATORS WELLNESS CENTER		77	53	41%	130
WEDGEWOOD HEALTHCARE CENTER		90	40	31%	130
BMHSI-AEL MICROBIOLOGY LABORATORY	2	102	25	19%	129
PEDIATRICS OF GREATER ORLANDO		113	16	12%	129
CENTRACARE		17	112	87%	129
TRI-COUNTY NURSING HOME		117	11	9%	128
ARDEN COURTS OF TAMPA		127	1	1%	128
WORKPLACE SCREENING INTELLIGENCE			128	100%	128
CORE BIO LABS		76	51	40%	127
GESSLER CLINIC PA		98	29	23%	127
BROOKDALE ORANGE PARK		126	1	1%	127
PHYSICIANS REGIONAL MEDICAL CENTER - PINE RIDGE		19	107	85%	126
REGENCY PARK		108	18	14%	126
STERLING HOUSE OF DELAND		125	1	1%	126
QUICK CARE MED LLC	1	113	12	10%	126

COVID-19: testing by laboratory

Data through Jan 30, 2021 verified as of Jan 31, 2021 at 09:25 AM

Data in this report are provisional and subject to change.

The numbers in the table below represent the number of Florida and non-Florida residents for whom test results were received by the Department of Health. A person can be tested by more than one laboratory and can have both positive and negative results. **Therefore, the sum of the numbers in each column will be larger than the total number of people tested.**

Reporting lab	Inconclusive	Negative	Positive	Percent positive	Total
HILLSBOROUGH COUNTY DEVELOPMENTAL CTR	1	117	8	6%	126
COASTAL INTERNAL MEDICINE		95	31	25%	126
PALMS MEDICAL GROUP HIGH SPRINGS		103	23	18%	126
CHARTER SENIOR LIVING OF PANAMA CITY BEACH		105	20	16%	125
CLARE BRIDGE OF SARASOTA		124	1	1%	125
FOUNTAIN INN NURSING & REHABILITATION CTR, INC		119	6	5%	125
WALGREENS 6221		110	14	11%	124
PENSACOLA PEDIATRICS, PA		108	16	13%	124
LIFE CARE CENTER OF ALTAMONTE SPRINGS		102	22	18%	124
MV MEDICAL PRACTICE DBA PRIMARY URGENT CARE		117	7	6%	124
CROSSWINDS HEALTH AND REHABILITATION CENTER		124			124
THE ARLINGTON OF NAPLES INC.		121	3	2%	124
VILLAGE PLACE NH LLC		100	24	19%	124
THE CLUB AND REHABILITATION CENTER		123	1	1%	124
SOUTH CAMPUS FACILITY INC		119	5	4%	124
ALL FLORIDA FAMILY AND SPORTS MEDICINE		108	15	12%	123
ISLAND HEALTH AND REHABILITATION CENTER		122	1	1%	123
MANOR CARE OF PALM HARBOR		122	1	1%	123
ARBOR GLEN AT ARBOR TRACE	2	112	9	7%	123
SONATA COCONUT CREEK	2	98	22	18%	122
ADVENT HEALTH CENTRA CARE - BRANDON		31	91	75%	122
COQUINA CENTER		119	3	2%	122
STEWARD MEDICAL GROUP		34	88	72%	122
WESLEY HAVEN VILLA	1	113	8	7%	122
SHOAL CREEK REHABILITATION CENTER		80	42	34%	122
ADVENTHEALTH HOSPICE CARE CENTRAL FLORIDA		122			122
Hampton Court Nursing and Rehabilitation Center		121	1	1%	122
PARKVIEW HEALTH		121			121
QUEENS HOSPITAL CENTER		114	7	6%	121
SOUTHLAND SUITES OF ORMOND BEACH	4	116			120
Lakeside Nursing and Rehabilitation Center	1	94	25	21%	120
GULF COAST MEDICAL CENTER		117	3	3%	120
PROVISTA DIAGNOSTICS, INC		117	3	3%	120
Nemours Children's Urgent Care		80	40	33%	120
MEYER PEDIATRICS		107	13	11%	120
URGENT CARE TCMA			120	100%	120
PALMS FACILITY INC		104	15	13%	119
ALTAMONTE MD			119	100%	119
MATHISON RETIREMENT COMMUNITY		114	5	4%	119
FOUNTAINS OF HOPE LLC, THE		118	1	1%	119
DOLPHIN POINTE HEALTH CARE LLC		102	17	14%	119
BOSTON RED SOX CLUB LP		117	2	2%	119
CARENOW URGENT CARE - LAKE MARY			118	100%	118
FLORIDA DEPARTMENT OF HEALTH IN LAKE COUNTY	1	76	41	35%	118
COASTAL HEALTH AND REHAB		110	8	7%	118
FLAGLER COUNTY DETENTION CENTER		115	3	3%	118
RDX BIOSCIENCE		60	58	49%	118

COVID-19: testing by laboratory

Data through Jan 30, 2021 verified as of Jan 31, 2021 at 09:25 AM

Data in this report are provisional and subject to change.

The numbers in the table below represent the number of Florida and non-Florida residents for whom test results were received by the Department of Health. A person can be tested by more than one laboratory and can have both positive and negative results. **Therefore, the sum of the numbers in each column will be larger than the total number of people tested.**

Reporting lab	Inconclusive	Negative	Positive	Percent positive	Total
HOLISTIC PEDIATRICS GROUP LLC		101	16	14%	117
Avante at Melbourne		116	1	1%	117
SONATA DELRAY BEACH		109	8	7%	117
POMPANO REHABILITATION AND NURSING CTR		117			117
WHITE-WILSON MEDICAL CENTER - FORT WALTON BEACH		112	5	4%	117
NEIGHBORHOOD MEDICAL CENTER		112	5	4%	117
WILLOW BROOKE COURT AT AZALEA TRACE		117			117
SUNY UPSTATE MEDICAL UNIVERSITY		110	6	5%	116
LEE COUNTY SCHOOL DISTRICT	1	108	7	6%	116
ARDEN COURTS OF SEMINOLE		96	20	17%	116
ST PETERSBURG PEDIATRICS-EAST BAY	1	92	23	20%	116
BELVEDERE COMMONS OF FORT WALTON BEACH		107	9	8%	116
SUNFLOWER SPRINGS ASSISTED LIVING		105	10	9%	115
RDV SPORTSPLEX PEDIATRICS		95	20	17%	115
RITECARE MEDICAL CENTER		68	47	41%	115
HEARTLAND PEDIATRICS OF LAKE PLACID PA		99	16	14%	115
KINDRED HOSPITAL THE PALM BEACHES		110	5	4%	115
SAMIR EBEID MD		103	12	10%	115
HUNT CLUB PEDIATRIC ASSOCIATES PA		62	53	46%	115
MINUTECLINIC DIAGNOSTIC OF RHODE ISLAND, LLC #729		111	4	3%	115
MILLER BIOCONNECT		95	19	17%	114
220 GOLDEN, LLC	1	97	15	13%	113
SUNCOAST URGENT CARE		80	33	29%	113
SURREY PLACE CARE CENTER		107	6	5%	113
CRANE CENTER		85	28	25%	113
WINDERMERE MEDICAL CENTER		108	4	4%	112
ALLIED HEALTH FORT PIERCE		112			112
NORTH FL SOUTH GA HCS-MALCOM RANDALL VAMC			112	100%	112
HAWKINS FAMILY MEDICINE LLC		72	40	36%	112
TREASURE COAST MEDICAL ASSOCIATES		4	108	96%	112
TUSCAN ISLE CHAMPIONSGATE OP CO LLC		110	2	2%	112
BROOKDALE COLONIAL PARK	2	109	1	1%	112
HIALEAH SHORES NURSING AND REHAB CENTER		103	8	7%	111
TGH URGENT CARE – SEMINOLE			111	100%	111
VIPEDIATRICS PLLC		102	9	8%	111
CLINICA HISPANA		1	110	99%	111
Signature healthcare of Jacksonville		106	5	5%	111
SEASIDE HEALTH AND REHABILITATION CENTER		54	57	51%	111
PHYSICIAN PARTNERS PERRY		52	58	53%	110
DIAGNOSTIC LABORATORY OF OKLAHOMA		88	22	20%	110
LAKE HOUSE ASSISTED LIVING		93	17	15%	110
SUMMERFIELD EMERGENCY ROOM		87	23	21%	110
ELAN BUENA VISTA		95	15	14%	110
CLEARWATER STATMED QUICK QUALITY CLINICS		36	74	67%	110
TIFFANY HALL NURSING AND REHAB CENTER		100	9	8%	109
HARBORCHASE OF VERO BEACH		96	13	12%	109
IQBAL A FARUQUI MD		84	24	22%	108

COVID-19: testing by laboratory

Data through Jan 30, 2021 verified as of Jan 31, 2021 at 09:25 AM

Data in this report are provisional and subject to change.

The numbers in the table below represent the number of Florida and non-Florida residents for whom test results were received by the Department of Health. A person can be tested by more than one laboratory and can have both positive and negative results. **Therefore, the sum of the numbers in each column will be larger than the total number of people tested.**

Reporting lab	Inconclusive	Negative	Positive	Percent positive	Total
PHYSICIANS REGIONAL CLINIC		82	26	24%	108
ADVENT HEALTH CENTRA CARE - APOPKA NORTH		82	26	24%	108
EVANS HEALTH CARE		106	2	2%	108
BROWARD HEALTH CORAL SPRINGS EPIDEMIOLOGY DEPT		1	107	99%	108
FLORIDA ATLANTIC UNIVERSITY STUDENT HEALTH		86	22	20%	108
MG PORT CHARLOTTE II SUBTENANT LLC		97	11	10%	108
KINDRED HOSPITAL-BAY AREA-ST PETERSBURG LAB	1	100	6	6%	107
WILLOWBROOKE COURT AT ST ANDREWS ESTATES		102	5	5%	107
GRAND OAKS HEALTH & REHABILITATION		106	1	1%	107
FAWCETT MEMORIAL HOSPITAL LABORATORY			107	100%	107
MEDICAL CENTER AT OCEAN REEF,THE		103	4	4%	107
HOBDARI FAMILY HEALTH LLC		74	33	31%	107
PROMPT CARE OF CENTRAL FLORIDA			106	100%	106
RESEARCH CENTERS OF AMERICA, LLC		86	20	19%	106
AMERICAN HOUSE-BONITA SPRINGS		105	1	1%	106
MONTEFIORE MEDICAL CENTER LABORATORIES - MOSES		97	9	8%	106
BAY VIEW HEALTHCARE		85	21	20%	106
VILLAGE PEDIATRICS LLC		83	23	22%	106
HEART OF FLORIDA REGIONAL MED CTR		35	71	67%	106
HOSPICE OF ST FRANCIS INC		102	4	4%	106
FLORIDA HEALTH CARE PLANS INC		1	105	99%	106
CENTRAL FLORIDA HEALTHCARE GROUP LLC		88	18	17%	106
PALM BEACH COUNTY FIREFIGHTERS HEALTH CLINIC, LLC		83	23	22%	106
ISLAND URGENT CARE PLLC DBA AFC URGENT CARE		105	1	1%	106
DESOTO PALMS ALF		105	1	1%	106
MINUTECLINIC LLC #4987		92	14	13%	106
CITRUS MEMORIAL HOSPITAL			105	100%	105
MEDICAL CONSULTANTS OF FLORIDA DBA	1	90	14	13%	105
FINNISH AMERICAN REST HOME-ALF		103	2	2%	105
VILLA MARIA WEST SKILLED NURSING FACILITY		98	7	7%	105
CARENOW LAKE MARY			105	100%	105
STERLING HOUSE OF PUNTA GORDA		105			105
ARDEN COURTS OF FORT MYERS		103	2	2%	105
MIAMI VA HEALTHCARE SYSTEM			105	100%	105
ARDEN COURTS OF DELRAY BEACH FL LLC	3	100	1	1%	104
CHERRY OAK PALM BEACH COUNTY		98	6	6%	104
NO FLORIDA PEDIATRICS, PA - BRADFORD		88	16	15%	104
PANAMA PHARMACY	3	84	17	16%	104
GRANDE, THE	2	98	4	4%	104
EAST NEW YORK DIAGNOSTIC AND TREATMENT		99	5	5%	104
DB MD		95	9	9%	104
UNIVERSITY MEDICAL CENTER SUITES		91	13	13%	104
DEPARTMENT OF HEALTH BUREAU OF FAMILY		102	1	1%	103
RESTORE HEALTH URGENT CARE		40	63	61%	103
PREDICTIVE LABORATORIES, INC	1	90	12	12%	103
NADAL PEDIATRICS		86	17	17%	103
VISTA MANOR		92	11	11%	103

COVID-19: testing by laboratory

Data through Jan 30, 2021 verified as of Jan 31, 2021 at 09:25 AM

Data in this report are provisional and subject to change.

The numbers in the table below represent the number of Florida and non-Florida residents for whom test results were received by the Department of Health. A person can be tested by more than one laboratory and can have both positive and negative results. **Therefore, the sum of the numbers in each column will be larger than the total number of people tested.**

Reporting lab	Inconclusive	Negative	Positive	Percent positive	Total
SMILEY MEDICAL GROUP		75	28	27%	103
WELL HEALTH WORKS	1	85	17	17%	103
NAVY HOSPITAL			103	100%	103
CABANA AT JENSEN DUNES, THE		100	2	2%	102
NORTH FLORIDA EVALUATION AND TREATMENT CENTER	2	95	5	5%	102
MD 365 MEDICAL CARE		101	1	1%	102
VITAS HEALTHCARE CORPORATION OF FLORIDA		99	2	2%	101
MAINSTREAM DIAGNOSTIC LABORATORY LLC		88	13	13%	101
SEA PINES REHABILITATION HOSPITAL		100	1	1%	101
Courtyards of Orlando Care Center		94	6	6%	100
THE COURTYARD ASSISTED LIVING		96	4	4%	100
ARCPPOINT LABS OF SARASOTA MANATEE		29	71	71%	100
Consulate Health Care of Port Charlotte		98	2	2%	100
CENTRAL FLORIDA HEALTH CARE		47	52	53%	99
SEMINOLE COUNTY HEALTH DEPARTMENT		79	19	19%	98
URINEGOODHANDS LLC		96	2	2%	98
WALTON PLACE		98			98
WHITE WILSON MEDICAL CENTER IMMEDIATE CARE		9	89	91%	98
UNIVERSITY HEALTH SYSTEM INC		88	10	10%	98
PLAZA OF HALLANDALE BEACH		98			98
FLORIDA COMMUNITY HEALTH CENTERS INC			98	100%	98
TRADITION MEDICAL CENTER LABORATORY		48	50	51%	98
PINELLAS CARE CENTER		71	27	28%	98
WEST COAST FAMILY MEDICAL CARE		72	26	27%	98
WINDSOR OF LAKEWOOD RANCH,THE		97			97
PEDIATRIC SPECIALISTS MEDICAL GROUP☐	1	87	9	9%	97
SOUTH BALDWIN MEDICAL CENTER GULF SHORES		76	21	22%	97
CLARE BRIDGE ORMOND BEACH	1	96			97
SEAVIEW NURSING AND REHABILITATION CENTER		96	1	1%	97
CHARLES CROFT MD	1	95	1	1%	97
HEALTH CENTERS AT BRENTWOOD		96	1	1%	97
CHEEK AND SCOTT DRUGS INC		77	20	21%	97
WHITE PLAINS HOSPITAL CENTER LAB		93	4	4%	97
GLOBAL CENTRAL LABS AT PPD	2	87	8	8%	97
ADVENT HEALTH - DELTONA ER		65	32	33%	97
LANDMARK, THE		48	48	50%	96
WESTCHESTER MEDICAL CENTER		93	3	3%	96
TGH URGENT CARE – TYRONE		2	94	98%	96
PEDIATRIC ASSOCIATES ORLANDO		82	14	15%	96
WESTWOOD NURSING & REHAB		65	31	32%	96
BAYSHORE MEMORY CARE☐		96			96
WELLOW URGENT CARE PC		96			96
THE TERRACE OF KISSIMMEE		80	15	16%	95
CROSS CITY REHABILITATION AND HEALTH CARE CENTER		72	23	24%	95
DEVANSH LAB WERKS INC		79	16	17%	95
North Lake Care Center		94	1	1%	95
FAMILY MEDICAL CARE OF PALM BEACH		41	54	57%	95

COVID-19: testing by laboratory

Data through Jan 30, 2021 verified as of Jan 31, 2021 at 09:25 AM

Data in this report are provisional and subject to change.

The numbers in the table below represent the number of Florida and non-Florida residents for whom test results were received by the Department of Health. A person can be tested by more than one laboratory and can have both positive and negative results. **Therefore, the sum of the numbers in each column will be larger than the total number of people tested.**

Reporting lab	Inconclusive	Negative	Positive	Percent positive	Total
ARBOR TRAIL		77	18	19%	95
SIGNATURE HEALTHCARE OF PORT CHARLOTTE		88	7	7%	95
JPR URGENT MEDICAL CARE		95			95
PICH KTM CORP DBA MEDTOWN PHARMACY		79	15	16%	94
AYERS HEALTH & REHABILITATION CENTER		90	4	4%	94
ST MARK ASSISTED LIVING CENTER	1	82	11	12%	94
DIAGNOSTIC SOLUTIONS		3	91	97%	94
MARKET STREET VIERA		92	1	1%	93
MACADAMS HOME HEALTH AGENCY		92	1	1%	93
CONSULATE HEALTH CARE OF SARASOTA	1	92			93
SEMINOLE SPORTS AND FAMILY MEDICINE		82	10	11%	92
PINELLAS COUNTY JAIL			92	100%	92
VIERA HOSPITAL			92	100%	92
HURLBURT FIELD CLINIC		39	53	58%	92
MAGNOLIA MEDICAL CLINIC		10	82	89%	92
MY CLINICAL LAB INC		17	75	82%	92
CLEVELAND CLINIC FOUNDATION		12	80	87%	92
MIDWAY PRIMARY CARE, LLC		79	13	14%	92
KORGENE LAB	1	23	67	74%	91
FLORIDA DEPARTMENT OF HEALTH IN TAYLOR COUNTY	1	53	37	41%	91
SONNIS PEDIATRICS PA		80	11	12%	91
CITRUS MEMORIAL HEALTH SYSTEM LAB		2	89	98%	91
Sandy Ridge Center for Rehabilitation and Healing		71	20	22%	91
HERON CLUB AT PRESTANCIA		89	2	2%	91
Cross Landings Health and Rehabilitation		89	1	1%	90
ISLAND DOCTORS		10	80	89%	90
KEYS MEDICAL GROUP			90	100%	90
ADVENT HEALTH CENTRA CARE - WATERMAN		78	12	13%	90
LATE HOURS URGENT CARE		51	38	43%	89
ORLANDO LUTHERAN TOWERS ASSISTED LIVING		89			89
KALEIDA HEALTH CENTER FOR LABORATORY		83	6	7%	89
SUMMIT MEDICAL GROUP		80	9	10%	89
Mt Sinai Aventura			89	100%	89
DOS OF NORTH SHORES NURSING & REHAB CENTER		88			88
QPS, LLC		86	2	2%	88
BIODESIX, INC.		66	22	25%	88
FREEDOM INN AT TARPON SPRINGS		81	7	8%	88
AVERO DIAGNOSTICS		64	24	27%	88
GOVERNOR'S CREEK HEALTH & REHABILITATION		87	1	1%	88
HARBORCHASE OF NAPLES		75	13	15%	88
VILLAS OF HOLLY BROOK - BRADENTON 14TH		88			88
NAVARRE GARDENS LLC		64	24	27%	88
MAGNOLIA DIAGNOSTIC		2	86	98%	88
BROOKDALE LAKE TAVARES		86	2	2%	88
AMERICAN FAMILY MEDICAL LLC		56	32	36%	88
PRIME HEALTH OF NORTH PORT LLC		79	8	9%	87
PACIFIC ANALYTICS			87	100%	87

COVID-19: testing by laboratory

Data through Jan 30, 2021 verified as of Jan 31, 2021 at 09:25 AM

Data in this report are provisional and subject to change.

The numbers in the table below represent the number of Florida and non-Florida residents for whom test results were received by the Department of Health. A person can be tested by more than one laboratory and can have both positive and negative results. **Therefore, the sum of the numbers in each column will be larger than the total number of people tested.**

Reporting lab	Inconclusive	Negative	Positive	Percent positive	Total
JOHN KNOX VILLAGE OF FLORIDA ALF	1	83	3	3%	87
MEDICATION ROOMS-CSU/CI NURSE STATION	1	79	7	8%	87
HIGHLANDS URGENT CARE			87	100%	87
ADVENT HEALTH - PALM HARBOR ER		64	23	26%	87
BRANDON HEALTH AND REHABILITATION CENTER	1	85	1	1%	87
QUICK CARE MED PL CR		80	7	8%	87
DISCOVERY VILLAGE AT THE FORUM		86			86
KINDRED HOSPITAL MELBOURNE	1	83	2	2%	86
LODGE HEALTH AND REHABILITATION CENTER, THE		64	22	26%	86
CAREMOUNT MEDICAL - PATHOLOGY		83	3	3%	86
LIFE BRITE		72	14	16%	86
LECONTE MEDICAL CENTER LAB		67	18	21%	85
PEDIATRICS IN BREVARD PA- ROCKLEDGE		54	31	36%	85
HOSPICE OF THE EMERALD COAST INC - PANAMA CITY	2	78	5	6%	85
EMBRY RIDDLE AERONAUTICAL UNIVERSITY HEALTH SERVICES			85	100%	85
MIAMI SHORES NURSING & REHAB		85			85
ROHR HOME		82	3	4%	85
THREE OAKS PHARMACY INC		80	5	6%	85
W. FRANK WELLS NURSING HOME		84	1	1%	85
NORTH FLORIDA SPINE AND WELLNESS		66	19	22%	85
MIAMI BEACH COMMUNITY HEALTH CENTER		1	84	99%	85
LAKE GIBSON VILLAGE, LLC		82	3	4%	85
NITE LITE PEDIATRICS – JACKSONVILLE		76	8	10%	84
FIRSTCARE CLINIC		39	45	54%	84
SOUTH GEORGIA MEDICAL CENTER		48	36	43%	84
PINES OF SARASOTA GARDEN		84			84
CLYDE E LASSEN STATE VETERANS NURSING HOME		59	25	30%	84
STUART LODGE LIVING LLC		61	23	27%	84
MARTIN ACQUISITION 1 LLC DBA		71	13	15%	84
NSPIRE HEALTHCARE TAMARAC		80	4	5%	84
IMA MEDICAL GROUP		42	42	50%	84
LAFAYETTE NURSING AND REHABILITATION CENTER		81	2	2%	83
CRYSTAL RIVER HEALTH & REHAB		83			83
HOSPICE OF THE TREASURE COAST		80	3	4%	83
CLARE BRIDGE OF CAPE CORAL	1	82			83
J FRANK AVEY MD		65	18	22%	83
ELMCROFT OF BELLA VITA		75	8	10%	83
LABCORP EMPLOYER SERVICES		82	1	1%	83
RIVERSIDE RECOVERY OF TAMPA		81	1	1%	82
THE PAVILION FOR HEALTH CARE		72	10	12%	82
LAB		29	53	65%	82
East Bay Rehabilitation Center		48	34	41%	82
JACKSONVILLE UNIVERSITY		77	5	6%	82
The Grove Health and Rehabilitation		59	22	27%	81
BIO-TECH CLINICAL LABORATORIES		41	40	49%	81
PENNSYLVANIA DEPT OF HEALTH		20	61	75%	81
RIDGEWOOD DIAGNOSTIC LABORATORY		77	4	5%	81

COVID-19: testing by laboratory

Data through Jan 30, 2021 verified as of Jan 31, 2021 at 09:25 AM

Data in this report are provisional and subject to change.

The numbers in the table below represent the number of Florida and non-Florida residents for whom test results were received by the Department of Health. A person can be tested by more than one laboratory and can have both positive and negative results. **Therefore, the sum of the numbers in each column will be larger than the total number of people tested.**

Reporting lab	Inconclusive	Negative	Positive	Percent positive	Total
PSL NAPLES BH OPERATIONS, LLC		80			80
ALTERNATIVE LIVING, INC DBA TWIN CITIES PAVILION		78	2	3%	80
MEMORY CARE OF NAPLES		80			80
PALMS EDGE	1	73	6	8%	80
FLAGLER COLLEGE HEALTH SERVICES		57	23	29%	80
Crystal Health & Rehab Center		77	2	3%	79
Peninsula Care and Rehab		67	12	15%	79
SONATA WEST		77	2	3%	79
SEVEN HILLS HEALTH AND REHABILITATION CENTER		63	16	20%	79
EDGEWATER AT WATERMAN VILLAGE		78	1	1%	79
CBS LABS OF TAMPA LLC		3	76	96%	79
LABFIRST - DEPARTMENT OF PATHOLOGY		76	3	4%	79
BALMORAL TENANT SERVICES INC	1	43	35	44%	79
LABCORP RTP		31	48	61%	79
JUNO DERMATOLOGY LLC		71	8	10%	79
VETERANS AFFAIRS MEDICAL CENTER - PALO ALTO		28	51	65%	79
CANOPY ON BERRYHILL, THE		48	31	39%	79
CATHOLIC HEALTH SYSTEM DEPT LABORATORY		77	2	3%	79
KINDRED HOSPITAL NORTH FLORIDA	2	71	5	6%	78
ATRIUM AT LIBERTY PARK		74	4	5%	78
HUNTSVILLE HOSPITAL LABORATORY		53	25	32%	78
LAKE MORTON PLAZA		75	3	4%	78
STONY BROOK UNIVERSITY MEDICAL CENTER		65	13	17%	78
PANCARE HEALTH GULF COUNTY		54	24	31%	78
HIGHLANDS MEDICAL CENTER		75	3	4%	78
WALGREENS #12673		76	2	3%	78
KINDRED HOSPITAL - SOUTH FLORIDA		78			78
ERIE COUNTY MEDICAL CTR CLINICAL LABS		73	4	5%	77
TRUE NORTH HEALTH NAVIGATION LLC DBA DISPATCHHEALTH	1	60	16	21%	77
Centre Pointe Health and Rehabilitation Center		67	10	13%	77
PLYMOUTH HOME FOR ADULTS, INC.	8	68	1	1%	77
ORANGE CITY NURSING AND REHAB		75	2	3%	77
Madison Health and Rehabilitation Center		42	35	45%	77
GRAND OAKS OF JENSEN BEACH LLC		77			77
BENTON HOUSE AT OAKLEAF		51	26	34%	77
MINUTECLINIC DIAGNOSTIC OF SOUTH CAROLINA, LLC		64	13	17%	77
BROOKDALE CAPE CORAL		77			77
MICRO PATH LABORATORIES INC		75	2	3%	77
SUNSHINE GARDENS		76	1	1%	77
CLINICAL PATHOLOGY ASSOCIATES-SONIC REFERENCE LAB		76			76
NORTH PORT REHABILITATION AND NURSING CENTER		75	1	1%	76
DOUGLAS T JACOBSON STATE VETERANS HOME		76			76
ADVENTHEALTH MEDICAL GROUP PRIMARY CARE		72	4	5%	76
WINDSOR REFLECTIONS		75	1	1%	76
DYNAMIC MEDICAL USA			76	100%	76
ADVENTHEALTH MEDICAL GROUP FAMILY MEDICINE AT		54	21	28%	75
The Ponce Therapy Care Center		71	4	5%	75

COVID-19: testing by laboratory

Data through Jan 30, 2021 verified as of Jan 31, 2021 at 09:25 AM

Data in this report are provisional and subject to change.

The numbers in the table below represent the number of Florida and non-Florida residents for whom test results were received by the Department of Health. A person can be tested by more than one laboratory and can have both positive and negative results. **Therefore, the sum of the numbers in each column will be larger than the total number of people tested.**

Reporting lab	Inconclusive	Negative	Positive	Percent positive	Total
BOND CLINIC PA		43	32	43%	75
MOBILE PHYSICIAN SERVICES INC		67	8	11%	75
OPPENHEIMER PLASTIC SURGERY LLC		70	5	7%	75
ADVENTHEALTH EXPRESSCARE		45	30	40%	75
S-H THIRTY-FIVE OPCO- PORT ST LUCIE, LLC	1	74			75
JUPITER MEDICAL CENTER URGENT CARE - STUART		49	26	35%	75
NEW SMYRNA BEACH URGENT CARE			75	100%	75
QUALITY URGENT CARE AND WELLNESS PL	1	44	30	40%	75
The Crossings		74			74
NOAH CLINICAL LABORATORY		63	11	15%	74
PROMEDICA LABORATORIES		21	53	72%	74
MCW MENTAL HEALTH LLC		72	2	3%	74
QUOTIENT SCIENCES		30	44	59%	74
WHITE WILSON MEDICAL CENTER PA - NAVARRE		3	71	96%	74
WINDSOR OAKS		73	1	1%	74
PARK OF THE PALMS INC		74			74
HEALTH FIRST - PALM BAY HOSPITAL		2	72	97%	74
ADVANCED EMURGENT CARE		27	47	64%	74
BROOKDALE OVIEDO		71	2	3%	73
MINNESOTA TWINS		69	4	5%	73
DELAND WELLNESS CENTER			73	100%	73
SCOTT LAKE HEALTH AND REHABILITATION CENTER		71	2	3%	73
A2Z DIAGNOSTICS		72	1	1%	73
LAKE REGIONAL URGENT CARE		2	71	97%	73
AVANTE AT OCALA INC		55	18	25%	73
CONSULATE HEALTH CARE – LAKE MARY		72	1	1%	73
BROWARD HEALTH MEDICAL CENTER		3	69	96%	72
HAVEN OF OUR LADY OF PEACE		72			72
BROWARD HEALTH MEDICAL CENTER CLINICAL LAB			72	100%	72
RITE MEDICAL CARE PC		72			72
AZALEA TRACE PHYSICIAN SERVICES		72			72
D PEDIATRICS		67	5	7%	72
HUNTINGTON HOSPITAL LABORATORY		69	3	4%	72
HEALTHPOINT MED GRP OF THE EMERALD COAST LLC		51	21	29%	72
BROOKDALE FORT MYERS THE COLONY		68	4	6%	72
EC OPCO CARROLLWOOD LLC		66	6	8%	72
MD 365 MEDICAL CARE PLLC		72			72
NAPHCARE, INC AT MANATEE COUNTY JAIL		47	25	35%	72
HAWTHORN HOUSE☐		60	12	17%	72
EAST ALABAMA MEDICAL CENTER LABORATORY		60	12	17%	72
MY HEALTHY BLUEPRINT BY BAPTIST HEALTH CARE		58	14	19%	72
AMMON LABS		61	10	14%	71
A COUNTRY PLACE ASSISTED LIVING FACILITY		70	1	1%	71
ESCAMBIA COUNTY JAIL		49	22	31%	71
STERLING HOUSE OF TALLAHASSEE	3	62	6	8%	71
WALGREENS 9627		65	6	8%	71
ADVANCED LAB		67	4	6%	71

COVID-19: testing by laboratory

Data through Jan 30, 2021 verified as of Jan 31, 2021 at 09:25 AM

Data in this report are provisional and subject to change.

The numbers in the table below represent the number of Florida and non-Florida residents for whom test results were received by the Department of Health. A person can be tested by more than one laboratory and can have both positive and negative results. **Therefore, the sum of the numbers in each column will be larger than the total number of people tested.**

Reporting lab	Inconclusive	Negative	Positive	Percent positive	Total
CENTRAL BALDWIN IMMEDIATE CARE & FAMILY PRACTICE		55	16	23%	71
SUMMIT MEDICAL GROUP PA		64	7	10%	71
CARE CENTERS OF NASSAU		67	3	4%	70
GEORGE SAFRAN MD PC		65	5	7%	70
FLORIDA PEDIATRIC GROUP		27	43	61%	70
CITY OF PORT SAINT LUCIE		65	5	7%	70
SUMMIT AT VENICE	2	63	5	7%	70
SUNCOAST COMMUNITY HEALTH CENTERS PEDIATRICS		21	49	70%	70
Highlands Regional Hospital		63	7	10%	70
CRAIG BERGER MD PL D/B/A BAY AREA EYE INSTITUTE		70			70
BEACHES PEDIATRICS PA		65	5	7%	70
CENTURY CENTER FOR REHABILITATION & HEALING		52	18	26%	70
SENIOR LIVING VII TAMPA LLC	1	60	9	13%	70
ST VINCENT'S BIRMINGHAM		65	5	7%	70
MEMORIAL MANOR		70			70
ASHRAF MEDICAL GROUP PLLC DBA PULSE MD		68	2	3%	70
PARKSIDE INN	3	64	2	3%	69
LAB PLUS, LLC AT SAINT THOMAS WEST HOSPITAL		55	14	20%	69
HERITAGE HEALTHCARE AND REHABILITATION CENTER		69			69
WATERCREST ST LUCIE WEST	1	65	3	4%	69
MILLENNIUM PHYSICIAN GROUP LLC		57	12	17%	69
SIMED LABORATORY		57	12	17%	69
EXPERTUS LABORATORIES INC		24	45	65%	69
TUSCAN ISLE OPERATING COMPANY LLC DBA		66	3	4%	69
USF HEALTH MORSANI CENTER		5	64	93%	69
Avante at St Cloud, Inc.		66	2	3%	68
BAPTIST MEDICAL CENTER SOUTH		53	15	22%	68
PLANTATION GENERAL HOSPITAL CLINICAL LAB		26	42	62%	68
DAYSPRING SENIOR LIVING LLC		66	2	3%	68
HOSPICE OF MARTIN & ST LUCIE, INC		65	3	4%	68
A PLUS PEDIATRICS		57	11	16%	68
OAKHURST CENTER		65	3	4%	68
SUNCOAST OPTIMAL WELLNESS		23	45	66%	68
ALL MY KIDS PEDIATRICS INC		49	19	28%	68
AEL- MEMPHIS		17	51	75%	68
SAN JOSE SENIOR CARE LLC	1	43	24	35%	68
CHAMBREL AT ISLAND LAKE		64	3	4%	67
BROOKDALE DESTIN		57	10	15%	67
JEFFERSON COUNTY HEALTH DEPARTMENT-MONTICELLO		45	22	33%	67
LAKE HOWELL FAMILY MEDICINE ASSOCIATES		56	11	16%	67
VIERA DEL MAR HEALTH AND REHABILITATION CENTER		63	4	6%	67
CCS - PAUL REIN DETENTION FACILITY		51	16	24%	67
MD LABS		40	27	40%	67
JACKSON COUNTY HEALTH DEPARTMENT		32	35	52%	67
ST PETERSBURG PEDIATRICS-SEMINOLE		57	10	15%	67
ARBOR TERRACE SAN JOSE LLC	3	63	1	1%	67
GENPATH			67	100%	67

COVID-19: testing by laboratory

Data through Jan 30, 2021 verified as of Jan 31, 2021 at 09:25 AM

Data in this report are provisional and subject to change.

The numbers in the table below represent the number of Florida and non-Florida residents for whom test results were received by the Department of Health. A person can be tested by more than one laboratory and can have both positive and negative results. **Therefore, the sum of the numbers in each column will be larger than the total number of people tested.**

Reporting lab	Inconclusive	Negative	Positive	Percent positive	Total
BROOKDALE JENSEN BEACH☐		65	2	3%	67
MEASE MANOR INC		62	4	6%	66
MED COMP SCIENCES		1	65	98%	66
CLERMONT URGENT CARE			66	100%	66
ASSOCIATED CLINICAL LABORATORIES		59	7	11%	66
ACE BIOMEDICAL LABS LLC		55	11	17%	66
DIATHERIX LABORATORIES		33	33	50%	66
MEDEX MEDICAL EXPRESS OF PALATKA			66	100%	66
ELLENTON PEDIATRICS PA		57	8	12%	65
CL BRUMBACK PRIMARY CARE CLINICS		16	49	75%	65
SUMMER VISTA ASSISTED LIVING		38	27	42%	65
ALTAMONTE PEDIATRIC ASSOCIATES		31	34	52%	65
OAK MANOR NURSING HOME		62	3	5%	65
GV NAPLES OPCO, LLC		64	1	2%	65
INDIGO MANOR☐		22	43	66%	65
EISENHOWER ARMY MEDICAL CENTER		61	4	6%	65
STONY BROOK SOUTHAMPTON		64	1	2%	65
OKEECHOBEE URGENT CARE		17	48	74%	65
WILLISTON PEDIATRICS PA		45	19	30%	64
JUPITER MEDICAL CENTER URGENT CENTER		45	19	30%	64
JOSEPH L MORSE GERIATRIC CENTER	2	59	3	5%	64
GREENLEAF ALF		63	1	2%	64
CATHOLIC HEALTH SERVICES REGIONAL LAB		57	7	11%	64
PORT CHARLOTTE REHABILITATION CENTER		54	10	16%	64
MED EXPRESS		6	58	91%	64
SEMINOLE TRIBE OF FLORIDA		48	16	25%	64
OUT OF STATE		40	24	38%	64
NEMOURS CHILDRENS PRIMARY CARE OVIEDO		51	13	20%	64
NXGEN MDX		20	44	69%	64
RARITAN BAY PERTH AMBOY		58	6	9%	64
WADSWORTH HEALTH CENTER		60	3	5%	63
MEDI CLINIC SARASOTA INC		62	1	2%	63
SANIBEL INTERNAL MEDICINE, LLC		60	3	5%	63
BROOKDALE PENSACOLA		62	1	2%	63
VIERA HEALTH AND REHABILITATION CENTER		62	1	2%	63
F&T MEDICAL RESEARCH, INC		63			63
PUBLIC SQUARE PHARMACY LLC		48	15	24%	63
EXACT SCIENCES LABORATORIES, LLC		15	48	76%	63
APC PEDIATRICS AT RYE ROAD MEDICAL PARK		63			63
NORTH SHORE MEDICAL LABS	1	57	5	8%	63
BIG BOCA SMILES LLC☐		60	2	3%	62
ISLAND COAST PEDIATRICS		56	6	10%	62
SACRED HEART HEALTH SYSTEM INC		41	21	34%	62
PANIRA HEALTHCARE CLINIC		2	60	97%	62
OVERLOOK HOSPITAL LABORATORY		57	5	8%	62
ROSECASTLE AT DELANEY CREEK		61	1	2%	62
LENOX HILL HOSPITAL		55	6	10%	61

COVID-19: testing by laboratory

Data through Jan 30, 2021 verified as of Jan 31, 2021 at 09:25 AM

Data in this report are provisional and subject to change.

The numbers in the table below represent the number of Florida and non-Florida residents for whom test results were received by the Department of Health. A person can be tested by more than one laboratory and can have both positive and negative results. **Therefore, the sum of the numbers in each column will be larger than the total number of people tested.**

Reporting lab	Inconclusive	Negative	Positive	Percent positive	Total
Stratford Court of Palm Harbor		51	10	16%	61
WASHINGTON REHABILITATION AND NURSING CENTER		51	10	16%	61
BOND CLINIC DR ELDEEB		35	26	43%	61
SAMFORD UNIVERSITY HEALTH SERVICES		60	1	2%	61
JERICO URGENT CARE		58	3	5%	61
AMERICAN FAMILY MEDICAL		48	13	21%	61
PANCARE HEALTH - MALONE CLINIC		56	5	8%	61
EMERALD COAST HOSPICE		60	1	2%	61
COOPER FAMILY MEDICAL PLLC		44	17	28%	61
LAKELAND REGIONAL HEALTH		36	24	40%	60
FHMG LAKE MARY PEDS		48	12	20%	60
TWIN CREEKS ASSISTED LIVING & MEMORY CARE		57	3	5%	60
VETERANS AFFAIRS MEDICAL CENTER - GULF COAST		27	33	55%	60
FLORIDA MEDICAL CLINIC LLC		40	20	33%	60
VITAS HEALTHCARE		55	5	8%	60
SOMERBY OF SANTA ROSA BEACH		51	9	15%	60
INTERNAL LAB		50	9	15%	59
RITECARE MED CTR H			59	100%	59
MINUTECLINIC DIAGNOSTIC OF TEXAS, LLC		52	7	12%	59
MILLENIUM PHYSICIANS GROUP		1	58	98%	59
BIOTECH		52	7	12%	59
MED ONE AT SAINT AUGUSTINE		33	26	44%	59
ATMORE COMMUNITY HOSPITAL LABORATORY		40	19	32%	59
BAY PINES MEDICAL ASSOCIATES		1	58	98%	59
NORTH SHORE UNIVERSITY HOSPITAL LABORATORY		52	6	10%	58
THE CANOPY AT BERRYHILL		58			58
Margate Health and Rehabilitation Center		56	2	3%	58
MENTAL HEALTH CARE INC		49	9	16%	58
BIOREFERENCE LABORATORIES		6	52	90%	58
LORI MCAULIFFE MD PA		44	14	24%	58
CP/AIG PENSACOLA DEVELOPMENT LLC		55	3	5%	58
Golfview Healthcare Center		58			58
EMERALD COAST BEHAVIORAL HOSPITAL		53	4	7%	57
PALM BAY URGENT CARE		28	29	51%	57
WILSON MEMORIAL REGIONAL MEDICAL CENTER		53	4	7%	57
ASCENSION SACRED HEART BAY LABORATORY		54	3	5%	57
STAR CARE		51	6	11%	57
CORAL GABLES HOSPITAL			57	100%	57
KAPG FLEMING ISLAND SENIOR HOUSING OPCO LLC	1	56			57
PATHWAY PHARMACY		38	19	33%	57
VENICE REGIONAL MEDICAL CENTER BAYFRONT HEALTH		12	45	79%	57
MALCOM RANDALL DEPT OF VAMC			57	100%	57
ALZHEIMERS CARE CENTER OF VIERA LTD		37	20	35%	57
HEARTLAND HEALTHCARE AND REHAB CENTER		35	22	39%	57
PRIMECARE AT TWIN LAKES			57	100%	57
MINUTECLINIC DIAGNOSTIC OF OHIO LLC		43	13	23%	56
AMERICAN HOUSE COCONUT POINT		51	5	9%	56

COVID-19: testing by laboratory

Data through Jan 30, 2021 verified as of Jan 31, 2021 at 09:25 AM

Data in this report are provisional and subject to change.

The numbers in the table below represent the number of Florida and non-Florida residents for whom test results were received by the Department of Health. A person can be tested by more than one laboratory and can have both positive and negative results. **Therefore, the sum of the numbers in each column will be larger than the total number of people tested.**

Reporting lab	Inconclusive	Negative	Positive	Percent positive	Total
PHYSICIANS PRIMARY CARE OF SOUTHWEST FLORIDA		39	17	30%	56
EAGLES WATCH CLUSTER		47	9	16%	56
TIFFANY HALL NURSING AND REHAB		44	12	21%	56
TUKA PEDIATRICS		7	49	88%	56
LAKELAND REGIONAL HEALTH LAKE MIRIAM		24	32	57%	56
HORIZON ALF		55	1	2%	56
ANCHOR CARE AND REHABILITATION CENTER		55	1	2%	56
BAPTIST HEALTH SOUTH FLORIDA - WEST BOCA URGENT CARE		34	22	39%	56
ARBOR OAKS AT TYRONE	5	51			56
KENDALL REGIONAL MEDICAL CENTER LAB	3		52	95%	55
PREMIER MEDICAL ASSOCIATES ALL FLORIDA LLC		54	1	2%	55
TBI RESIDENTIAL SERVICES, INC.		44	11	20%	55
HERNANDO COUNTY FIRE RESCUE DISTRICT		25	30	55%	55
SONATA HUNTERS CREEK		47	8	15%	55
ARBOR TERRACE ORTEGA LLC	1	54			55
NORTH FLORIDA PEDIATRICS		45	10	18%	55
CERTUS MTD OPCP LLC		52	2	4%	54
CRESTVIEW URGENT CARE			54	100%	54
PEDIATRIC SERVICES OF AMERICA INC		53	1	2%	54
JUNIPER VILLAGE AT NAPLES		53	1	2%	54
SARASOTA CO. HEALTH DEPT # 58		40	14	26%	54
LUTHERAN HAVEN ASSISTED LIVING		54			54
UNITED LABORATORY SERVICES CORPORATION		38	16	30%	54
FERN PARK DEVELOPMENTAL CENTER			54	100%	54
ADVENT HEALTH - PALM COAST		1	53	98%	54
ST FRANCIS HOSPITAL		46	8	15%	54
ADVENT HEALTH CENTRA CARE - WINTER GARDEN		11	43	80%	54
LAKE CITY VA MEDICAL CENTER			54	100%	54
STEINHATCHEE FAMILY MEDICAL CENTER	1	47	6	11%	54
ST. CLOUD MEDICAL GROUP		54			54
CLERMONT HEALTH AND REHAB		40	14	26%	54
WALGREENS 4915		47	6	11%	53
FLORIDA MEDICAL CLINIC PA		46	7	13%	53
BioReference Laboratories, Inc		6	47	89%	53
PALM BAY PEDIATRICS		36	17	32%	53
MEDRITE URGENT CARE		42	11	21%	53
JACOBI MEDICAL CENTER		50	3	6%	53
Osprey Point Nursing Center		51	2	4%	53
TURNING POINT OF TAMPA		47	6	11%	53
GIBBENS FAMILY MEDICAL, LLC		40	12	23%	52
AFTER HOURS PEDIATRICS			52	100%	52
INTERNAL MEDICINE SPECIALIST		46	6	12%	52
CHILDREN'S HOSPITAL OF ALABAMA		51	1	2%	52
SNH BRFL TENANT LLC	2	50			52
PROFESSIONAL URGENT CARE SERVICES		26	26	50%	52
ADVENT HEALTH		49	3	6%	52
NITE LITE PEDIATRICS - PORT ST. LUCIE		43	9	17%	52

COVID-19: testing by laboratory

Data through Jan 30, 2021 verified as of Jan 31, 2021 at 09:25 AM

Data in this report are provisional and subject to change.

The numbers in the table below represent the number of Florida and non-Florida residents for whom test results were received by the Department of Health. A person can be tested by more than one laboratory and can have both positive and negative results. **Therefore, the sum of the numbers in each column will be larger than the total number of people tested.**

Reporting lab	Inconclusive	Negative	Positive	Percent positive	Total
life Care Center of Melbourne		36	16	31%	52
VPA PC LAB		48	4	8%	52
AEGIS MEDICAL GROUP		43	9	17%	52
MINUTECLINIC DIAGNOSTIC OF NORTH CAROL		43	9	17%	52
SONATA BOCA RATON		48	4	8%	52
QUALITY URGENT CARE AND WELLNESS		31	21	40%	52
BURRY'S PHARMACY INC		31	21	40%	52
TRINITY AL SENIOR HOUSING LLC		45	6	12%	51
GATEWAY CARE CENTER		50	1	2%	51
ALEXANDER NININGER STATE VETERANS		51			51
BARRY UNIVERSITY STUDENT HEALTH SERVICES		37	14	27%	51
CARDIOLOGY AND MEDICINE ASSOCIATES		39	12	24%	51
AVANTE ST CLOUD		48	3	6%	51
THE PRESERVE AT CLEARWATER		50	1	2%	51
APOLLOMDX LABS		29	22	43%	51
AU HEALTH		38	13	25%	51
GULFVIEW MEDICAL INSTITUTE		51			51
WALGREENS 2941		49	2	4%	51
GENEDX		37	13	26%	50
KINDRED AT HOME		42	8	16%	50
BUECHELE DENTAL PA DBA CLERMONT FAMILY DENTISTRY		41	9	18%	50
PENNSYLVANIA DEPARTMENT OF HEALTH BUREAU OF LABORATORIES			50	100%	50
BROOKDALE CENTRE POINTE		50			50
ORCHID COVE AT DAYTONA		45	5	10%	50
THOMAS INTERNAL MEDICINE		42	8	16%	50
ARIZONA DEPARTMENT OF HEALTH SERVICES			50	100%	50
PALM RIVER COMMUNITY HEALTH CENTER		45	5	10%	50
APLS SERVICES LLC D/B/A CLEAR DIAGNOSTICS	5	45			50
PARTICLE THEORY LABS		47	3	6%	50
FINLAY CLINICAL LABORATORY		20	30	60%	50
MINUTECLINIC DIAGNOSTIC		46	4	8%	50
FLORIDA HEALTH CARE		6	44	88%	50
ALLIANCE PEDIATRICS		24	26	52%	50
BISHOP GRADY VILLAS		49	1	2%	50
BOND AND STEELE CLINIC, PA		41	9	18%	50
GENESIS DERMATOLOGY		46	4	8%	50
VALENCIA HOUSE ALF		49			49
ADVENT HEALTH - MOUNT DORA		9	40	82%	49
BAY REGIONAL URGENT CARE	1	29	19	39%	49
GOOD HEARTS COVID TESTING		8	41	84%	49
ADVENT HEALTH CENTRA CARE - EAST ORLANDO		21	28	57%	49
CALADIUM PEDIATRICS		45	4	8%	49
MEASE COUNTRYSIDE HOSPITAL			49	100%	49
SOFT CELL LABORATORIES		45	4	8%	49
PANCARE HEALTH - JACKSON COUNTY		38	11	22%	49
BAYCARE HEALTH SYSTEMS		2	47	96%	49
MARQUIS LABS, LLC		49			49

COVID-19: testing by laboratory

Data through Jan 30, 2021 verified as of Jan 31, 2021 at 09:25 AM

Data in this report are provisional and subject to change.

The numbers in the table below represent the number of Florida and non-Florida residents for whom test results were received by the Department of Health. A person can be tested by more than one laboratory and can have both positive and negative results. **Therefore, the sum of the numbers in each column will be larger than the total number of people tested.**

Reporting lab	Inconclusive	Negative	Positive	Percent positive	Total
USF		1	48	98%	49
SARATOGA HOSPITAL LABORATORY		44	5	10%	49
Summit Medical Group, Pa Db a Citymd		45	4	8%	49
ALLEGRO		47	2	4%	49
TROY REGIONAL MEDICAL CENTER		39	10	20%	49
SUPERIOR RESIDENCES OF LECANTO		34	15	31%	49
SOLARIS SENIOR LIVING NORTH NAPLES		48	1	2%	49
COOPER FAMILY MEDICAL, PLLC		40	9	18%	49
PREMIER MEDICAL ASSOCIATES		46	2	4%	48
COURTYARD GARDENS OF JUPITER		48			48
BIOIQ			48	100%	48
NORTHBROOK CENTER FOR☐		47	1	2%	48
NAPLES PEDIATRICS INC☐		43	5	10%	48
BAY CENTER HURRICANE SHELTER		48			48
DOH		23	25	52%	48
UNIVERSTIY CENTER MEDICAL LLC DBA	1	44	3	6%	48
HIALEAH HOSPITAL RESPIRATORY DEPT			48	100%	48
HARMONY CLINIC		1	47	98%	48
ST PETERSBURG PEDIATRICS-MLK JUNIOR BLVD		43	5	10%	48
NORTH FLORIDA MEDICAL CENTER		44	4	8%	48
TRADITIONAL HOME HEALTH OF PALM BEACH INC		47	1	2%	48
RAINBOW PEDIATRICS PC LLC / BREAKFAST POINT		38	10	21%	48
CAREMED INTERNAL MEDICINE		30	18	38%	48
INTERNAL MEDICINE ASSOCIATES PA		44	4	8%	48
INN AT THE FOUNTAINS, THE		34	14	29%	48
L&S SENIOR CARE DBA ARCADIA OAKS	1	47			48
CORNERSTONE MEDICAL CARE OF BRANDON PL		43	5	10%	48
NORTH BEACH REHABILITATION CENTER		46	1	2%	47
VITAS HEALTHCARE CORP OF FLORIDA		47			47
NAVARRE GARDENS		41	6	13%	47
BARNES HEALTHCARE OF FLORIDA LLC		44	3	6%	47
PEDIATRIC CARE CENTER- JACKSONVILLE BEACH		19	28	60%	47
MISIR DRUGS LLC		36	11	23%	47
Jupiter Medical Center Pavilion		46	1	2%	47
GRAND OAKS OF PALM CITY LLC☐	1	40	6	13%	47
INTERLAB		1	46	98%	47
MEDLOGIC LABORATORIES		3	44	94%	47
ROCHESTER GENERAL HOSPITAL LABORATORY		43	4	9%	47
FHMG- FLORIDA HOSPITAL MEDICAL GROUP		37	10	21%	47
CAPE REGIONAL MEDICAL CENTER		45	2	4%	47
INN AT ASTON GARDENS AT PELICAN POINTE,THE		43	4	9%	47
EAST MANATEE FAMILY	1	1	44	96%	46
HARTFORD HEALTH SERVICES LLC		46			46
PREMIER PLACE HEALTHCARE AT THE GLENVIEW		46			46
LITTLE NECK URGENT CARE		44	2	4%	46
COLLIER BLVD HMA PHYSICIAN MANAGEMENT LLC		46			46
ADVENT HEALTH MEDICAL GROUP OB GYN AT		40	6	13%	46

COVID-19: testing by laboratory

Data through Jan 30, 2021 verified as of Jan 31, 2021 at 09:25 AM

Data in this report are provisional and subject to change.

The numbers in the table below represent the number of Florida and non-Florida residents for whom test results were received by the Department of Health. A person can be tested by more than one laboratory and can have both positive and negative results. **Therefore, the sum of the numbers in each column will be larger than the total number of people tested.**

Reporting lab	Inconclusive	Negative	Positive	Percent positive	Total
SOUTHEAST ALABAMA MEDICAL CENTER			46	100%	46
GRAND ST PAUL CVS		46			46
ROCKLEDGE REGIONAL MEDICAL CENTER		30	16	35%	46
H LEE MOFFITT CANCER CENTER MICRO		46			46
KAPG ST AUGUSTINE SENIOR HOUSING OPCO LLC		37	9	20%	46
POPLAR HEALTHCARE PLLC	1	11	34	74%	46
THE TERRACE OF JACKSONVILLE		3	43	93%	46
HEALTH FIRST - CAPE CANAVERAL HOSPITAL		1	45	98%	46
SOUTHPORT SQUARE HARBOUR HEALTH		45			45
ST CLOUD PHYSICIAN MANAGEMENT LLC DBA ST CLOUD		27	18	40%	45
WEST ISLIP URGENT CARE		42	3	7%	45
MOBILE DOC FL, LLC		29	16	36%	45
HAZELDEN FLORIDA		43	2	4%	45
REDI-MED WALK-IN FAMILY CARE			45	100%	45
DAVID POSNACK JEWISH DAY SCHOOL		45			45
ST VINCENT'S AMBULATORY CARE INC DBA	2	35	8	18%	45
WINTER GARDEN REHAB AND NURSING CENTER		41	4	9%	45
UNIVERSITY OF CENTRAL FLORIDA HEALTH SERVICES		45			45
MOOSEHAVEN LIFE CARE CENTER		44			44
TITUSVILLE FAMILY PRACTICE		16	28	64%	44
MINUTECLINIC DIAGNOSTIC OF SOUTH CARO		35	9	20%	44
ADVENT HEALTH - LAKE MARY		36	8	18%	44
STUART URGENT CARE			44	100%	44
ADVENT HEALTH EXPRESS CARE		4	40	91%	44
QHC UPSTATE MEDICAL PC		36	8	18%	44
ALLIANCE OF PHYSICIANS AGAINST COVID-19			44	100%	44
PRECISION HEALTH SOLUTIONS LAB		9	35	80%	44
NEOGENOMICS LABORATORIES INC		44			44
BERNHARDT LABORATORIES	1	9	34	77%	44
MINUTECLINIC DIAGNOSTIC OF NORTH CARO		39	5	11%	44
PEDIATRICS OF CENTRAL FLORIDA – SAINT CLOUD	2	40	2	5%	44
BRANCH MEDICAL CLINIC			43	100%	43
Flagler Health and Rehabilitation		42	1	2%	43
CVS		3	40	93%	43
TOWERS HOME CARE☐		40	3	7%	43
BLISS HEALTHCARE SERVICES		24	19	44%	43
GENTIVA HEALTH SERVICES CERTIFIED INC		40	3	7%	43
FAMILY EXTENDED CARE OF WINTER HAVEN		41	2	5%	43
FLORIDA HOSPITAL		27	16	37%	43
FLORIDA DEPARTMENT OF HEALTH IN WALTON COUNTY		35	8	19%	43
Palms at Ponte Vedra Assisted Living and Memory Care		42	1	2%	43
Guardian Care Nursing and Rehabilitation Center		43			43
PATRICK AIR FORCE BASE		3	40	93%	43
PEDIATRIC ASSOCIATES AT ARGYLE PA		40	3	7%	43
RADIOLOGY ASSOCIATES OF VENICE AND ENGLEWOOD		41	2	5%	43
CAN COMMUNITY HEALTH		42	1	2%	43
LAKE MARY KIDS CENTRA CARE		33	10	23%	43

COVID-19: testing by laboratory

Data through Jan 30, 2021 verified as of Jan 31, 2021 at 09:25 AM

Data in this report are provisional and subject to change.

The numbers in the table below represent the number of Florida and non-Florida residents for whom test results were received by the Department of Health. A person can be tested by more than one laboratory and can have both positive and negative results. **Therefore, the sum of the numbers in each column will be larger than the total number of people tested.**

Reporting lab	Inconclusive	Negative	Positive	Percent positive	Total
GOLDEN POND COMMUNITIES		43			43
FLORIDA HEALTH CARE DELAND			43	100%	43
UNIVERSITY OF WEST FLORIDA, THE		42			42
PRINCETON VILLAGE☐		39	3	7%	42
DELCARE PA		33	9	21%	42
Citymd Of Toms River		36	6	14%	42
WALGREENS #10373		41	1	2%	42
CLINICAL LABORATORY		42			42
Atlantic Shore Nursing and Rehab		42			42
ECOLAB GROUP		8	34	81%	42
LEVY COUNTY DEPARTMENT OF HEALTH		30	12	29%	42
TGH URGENT CARE POWERED BY FAST TRACK			42	100%	42
WOLFF CTR FOR CHILD & ADOLESCENT HEALTH PLLC,THE		26	16	38%	42
LARA HEALTH AND WELLNESS CENTER LLC		42			42
TREASURE COAST FORENSIC TREATMENT CTR		21	21	50%	42
BRONX LEBANON HOSPITAL-MEDICAL CENTER		37	4	10%	41
ADVENT HEALTH - LAKE WALES		29	12	29%	41
ATRIA PARK OF LAKE FOREST (WG HERITAGE LF LLC)		40	1	2%	41
FLORIDA HOSPITAL NEW SMYRNA		4	37	90%	41
CITYMD OF MANAHAWKIN		39	2	5%	41
MAIMONIDES-SHALOM ACADEMY, INC		40	1	2%	41
LAKE WALES OPERATING GROUP LLC		37	4	10%	41
PEDIATRICS OF CENTRAL FLORIDA KISSI		33	8	20%	41
NEW YORK PRESBYTERIAN - QUEENS DIAGNOSTIC		40	1	2%	41
SH HERON EAST LLC☐		41			41
FHMG_CTR FOR SENIOR HEALTH		36	5	12%	41
PHILLIPPE RIDGE		29	12	29%	41
CLINICAL PATHOLOGY LABORATORIES, INC		40			40
FIRST CHOICE URGENT CARE		10	30	75%	40
FAST PACE MEDICAL CLINIC, PLLC		35	5	13%	40
EXPRESS DOCS LLC			40	100%	40
SOS MOBILE MEDICAL CARE LLC		30	10	25%	40
ROSECASTLE OF JACKSONVILLE LLC		39	1	3%	40
CAPITAL REGIONAL MEDICAL CENTER		2	38	95%	40
PACIFICA SENIOR LIVING OCALA		35	5	13%	40
WALGREENS 3145		37	3	8%	40
URGENT CARE & WELLNESS CENTER		10	30	75%	40
LINCOLN DIAGNOSTIC LAB		38	2	5%	40
PRIDE DIAGNOSTICS		24	16	40%	40
DOH-WEST PALM BEACH BRANCH LABORATORY		2	38	95%	40
MENORAH HOUSE		38	1	3%	39
MEDEX MEDICAL EXPRESS OF PALATKA LLC			39	100%	39
JUNIPER VILLAGE AT CAPE CORAL		34	5	13%	39
HOME CARE PHARMACY		39			39
NORTH CENTRAL BRONX HOSPITAL		37	2	5%	39
LINCOLN MEDICAL AND MENTAL HEALTH CENTER		37	2	5%	39
LIFESTREAM BEHAVIORIAL CENTER		22	17	44%	39

COVID-19: testing by laboratory

Data through Jan 30, 2021 verified as of Jan 31, 2021 at 09:25 AM

Data in this report are provisional and subject to change.

The numbers in the table below represent the number of Florida and non-Florida residents for whom test results were received by the Department of Health. A person can be tested by more than one laboratory and can have both positive and negative results. **Therefore, the sum of the numbers in each column will be larger than the total number of people tested.**

Reporting lab	Inconclusive	Negative	Positive	Percent positive	Total
CDR MAGUIRE INC	1	7	31	79%	39
BAY COUNTY JAIL ANNEX		34	5	13%	39
NEXT MOLECULAR ANALYTICS		9	30	77%	39
BETHUNE-COOKMAN UNIVERSITY		21	18	46%	39
NIGHT LITE PEDIATRICS CENTER LLC		8	31	79%	39
CEDAR CREEK AT KINGS BAY INC		39			39
ERDOX		37	2	5%	39
LOURDES HOSPITAL INC		37	2	5%	39
CENTRA CARE - LAKE NONA		3	36	92%	39
CLINICAL RESEARCH SEQUENCING PLATFORM		8	31	79%	39
NOMI HEALTH LAB SERVICES LLC			39	100%	39
UNIVERSITY OF ALABAMA		35	3	8%	38
FLORIDA DEPARTMENT OF HEALTH CLAY COUNTY		25	13	34%	38
MISSION OAKS ASSISTED LIVING		36	2	5%	38
AUTUMN OF SARASOTA		12	26	68%	38
MINUTECLINIC DIAGNOSTIC OF KANSAS, PA		32	6	16%	38
PUTNAM COUNTY SHERIFFS OFFICE		33	5	13%	38
LONGLEAF DIAGNOSTIC LABORATORIES		10	28	74%	38
BENTON HOUSE OF ST. JOHNS		36	2	5%	38
FELICIDAD MEDICAL CENTER			38	100%	38
ADVENTIST HEALTH SYSTEM FLORIDA		26	12	32%	38
SURFSIDE URGENT CARE		26	12	32%	38
BOND CLINIC, PA		9	29	76%	38
MOLECULAR DIAGNOSTICS		5	33	87%	38
EC OPCO PENSACOLA, LLC		38			38
HOMWOOD RESIDENCE AT FREEDOM PLAZA		37	1	3%	38
PRACTICE MANAGEMENT OF AMERICA, INC.		7	31	82%	38
MICHAEL AKPEKE MD		29	9	24%	38
CCRC @ SUNFLOWER LLC		35	3	8%	38
PALM BAY HOSPITAL			37	100%	37
NORTHWELL HEALTH PLAINVIEW HOSPITAL LABORATORY		28	9	24%	37
HOLZER HEALTH CENTER		5	32	86%	37
FAMILY EXTENDED CARE OF SEBRING INC		35	2	5%	37
PLAINVIEW URGENT CARE		35	2	5%	37
THE COLLIER AT NAPLES		36	1	3%	37
CONNECTICUT DEPARTMENT OF HEALTH		22	15	41%	37
MAUREEN OROURKE-FUTEY			37	100%	37
STEWART MEDICAL GROUP, INC		21	16	43%	37
LABCORP BURLINGTON		14	23	62%	37
PONCE THERAPY CARE CENTER		34	3	8%	37
University Hills health and Rehabilitation		27	10	27%	37
BOULEVARD REHABILITATION CENTER		24	13	35%	37
ONE MILO		37			37
BETHESDA HEALTH URGENT CARE		1	36	97%	37
HR SARASOTA OPERATOR LLC		25	12	32%	37
PATHOGENIUS LABORATORIES		30	7	19%	37
CITRUS COUNTY HEALTH DEPARTMENT		33	3	8%	36

COVID-19: testing by laboratory

Data through Jan 30, 2021 verified as of Jan 31, 2021 at 09:25 AM

Data in this report are provisional and subject to change.

The numbers in the table below represent the number of Florida and non-Florida residents for whom test results were received by the Department of Health. A person can be tested by more than one laboratory and can have both positive and negative results. **Therefore, the sum of the numbers in each column will be larger than the total number of people tested.**

Reporting lab	Inconclusive	Negative	Positive	Percent positive	Total
TAYLORVILLE FAMILY MEDICINE		29	7	19%	36
CENTRAL FLORIDA PEDIATRICS		13	23	64%	36
BVL/LITTLE ANGEL PEDIATRICS		36			36
CINNAMON COVE ALF		36			36
SPRING MANOR ASSISTED LIVING		36			36
BRIDGEVIEW CENTER LLC		27	9	25%	36
ISLAND URGENT CARE PLLC		35	1	3%	36
HERNANDO ENDOSCOPY AND SURGERY CENTER		28	8	22%	36
ACCURATE DIAGNOSTIC LAB		35	1	3%	36
SOLARIS SENIOR LIVING OF MERRITT ISLAND		35	1	3%	36
MINUTE CLINIC INCORPORATE		30	6	17%	36
SOUTH LAKE PEDIATRICS		34	2	6%	36
IRL		4	31	89%	35
PANCARE HEALTH - FREEPORT CLINIC SUITE B		28	7	20%	35
ADVENT HEALTH - FISH MEMORIAL		2	33	94%	35
MARIANNA HEALTH AND REHABILITATION CENTER		34	1	3%	35
PERSONAL PEDIATRICS		31	4	11%	35
UNION MEDICAL CARE PLLC		35			35
NEUROINTERNATIONAL SARASOTA		32	3	9%	35
BAYSHORE PATHOLOGY CONSULTANTS PA		34	1	3%	35
RAPID RELIABLE TESTING NY LLC		31	4	11%	35
WUESTHOFF MEMORIAL HOSPITAL			35	100%	35
TERRACE AT HOBE SOUND, THE	1	31	3	9%	35
SAN CARLOS PHARMACY		32	3	9%	35
P23 LABS		35			35
BEEHIVE HOMES OF GULF BREEZE		19	16	46%	35
IMA MEDICAL GROUP POINCIANA		14	21	60%	35
TOTAL CARE PLUS LLC			35	100%	35
BARNETT PARK			35	100%	35
ST AUGUSTINE PEDIATRIC ASSOC		31	4	11%	35
TUSCAN GARDENS OF DELRAY BEACH MANAGEMENT COMPANY, WEST		34			34
WEST		21	13	38%	34
PENSACOLA DEVELOPMENTAL CENTER		18	16	47%	34
MORTON PLANT			34	100%	34
SAFARI PEDIATRICS PA		33	1	3%	34
PARAMOUNT WALK-IN CLINIC		1	33	97%	34
THE MERIDIAN AT BOCA RATON	1	33			34
ERIC C MRSHAL, MD, PC #1842		32	2	6%	34
CROSSROADS URGENT CARE		20	14	41%	34
STAT ONE URGENT CARE CENTER		2	32	94%	34
RASHDA ALBIBI M.D. P.A.		31	3	9%	34
BIOFIRE		7	27	79%	34
CSL PLASMA INC		7	27	79%	34
REDI-MED WALK IN FAMILY CLINIC			34	100%	34
PREMIER COMMUNITY HEALTHCARE GROUP INC		33	1	3%	34
COLLIER HMA PHYSICIAN MANAGEMENT LLC		26	8	24%	34
POARCH BANC CREEK INDIANS TRIBAL HEALTH DEPARTMENT			34	100%	34

COVID-19: testing by laboratory

Data through Jan 30, 2021 verified as of Jan 31, 2021 at 09:25 AM

Data in this report are provisional and subject to change.

The numbers in the table below represent the number of Florida and non-Florida residents for whom test results were received by the Department of Health. A person can be tested by more than one laboratory and can have both positive and negative results. **Therefore, the sum of the numbers in each column will be larger than the total number of people tested.**

Reporting lab	Inconclusive	Negative	Positive	Percent positive	Total
DEVELOPMENTAL DISABILITIES DEFENDANT PROGRAM		32	2	6%	34
325TH MEDICAL GROUP		33			33
S-H THIRTY FIVE OPCO - LUTZ, LLC		32	1	3%	33
S-H THIRTY FIVE OPCO - ORANGE CITY, LLC		24	9	27%	33
MINUTECLINIC DIAGNOSTIC OF NEW JERSEY		27	6	18%	33
JENNIFER J CHIAVETTA-GRLSANTI DC		24	9	27%	33
ST. MARYS MEDICAL CENTER		1	32	97%	33
BELVEDERE COMMONS OF SUN CITY CENTER		33			33
MEDCOMP SCIENCES			33	100%	33
KINDRED HOSPITAL CENTRAL TAMPA BLOOD GAS	1	30	2	6%	33
SANFORD MOBILE LAB PGA TOUR		32	1	3%	33
WG EVERGREEN WOODS SH LLC		33			33
MAINSTREET FAMILY URGENT CARE		1	32	97%	33
PRMG - EAST NAPLES		23	10	30%	33
INNOVATION CLINICAL TRIALS, INC			33	100%	33
BOND CLINIC		3	30	91%	33
CALHOUN COUNTY HEALTH DEPT		13	20	61%	33
MANORCARE AT LELY PALMS		29	4	12%	33
AHSE ROP		32	1	3%	33
GREENRIDGE GROUP HOME	3	11	19	58%	33
PARKSIDE HEALTH AND REHABILITATION CENTER			33	100%	33
STETSON UNIVERSITY STUDENT HEALTH CENTER		3	30	91%	33
LONG ISLAND JEWISH MED CTR		30	3	9%	33
Kensington Gardens		33			33
AYERS NURSING AND REHABILITATION CENTER		33			33
PHOSPHORUS DIAGNOSTICS		27	6	18%	33
METRO KNOXVILLE HMA		25	8	24%	33
University Hospital		28	5	15%	33
ATRIA WILLOW WOOD		32	1	3%	33
METROPOLITAN HOSPITAL CENTER		30	3	9%	33
PHYSICIAN ASSOCIATES LLC		26	7	21%	33
Heartland Health Care Center North Sarasota		18	14	44%	32
JACKSON HEALTH SYSTEM		1	31	97%	32
PATRICK MANOR INCORPORATED		32			32
WESTMINSTER ST AUGUSTINE		32			32
NIGHT LITE PEDIATRICS URGENT CARE CENTER			32	100%	32
AVALON PARK RETIREMENT RESIDENCE		31	1	3%	32
VETERANS HOME			32	100%	32
IPSUM DIAGNOSTICS		3	29	91%	32
ROYAL CARE OF AVON PARK		29	3	9%	32
VILLAGE ON THE ISLE		27	5	16%	32
HOLY NAME HOSPITAL LABORATORY		31	1	3%	32
PECONIC BAY MEDICAL CENTER LABORATORY		24	8	25%	32
PROMEDICA SENIOR LIVING		31	1	3%	32
NORTH FLORIDA / SOUTH GEORGIA VETERANS HEALTH SYSTEM			32	100%	32
Gabisa Medical LLC		32			32
NORTH CAROLINA DEPARTMENT OF HEALTH & HUMAN SERVICES	1		31	97%	32

COVID-19: testing by laboratory

Data through Jan 30, 2021 verified as of Jan 31, 2021 at 09:25 AM

Data in this report are provisional and subject to change.

The numbers in the table below represent the number of Florida and non-Florida residents for whom test results were received by the Department of Health. A person can be tested by more than one laboratory and can have both positive and negative results. **Therefore, the sum of the numbers in each column will be larger than the total number of people tested.**

Reporting lab	Inconclusive	Negative	Positive	Percent positive	Total
MINUTECLINIC DIAGNOSTIC OF RHODE ISLAND, LLC #1544		31	1	3%	32
OPIS COQUINA CENTER		32			32
VETERAN AFFAIRS MEDICAL CENTER - JAMES J PETERS		30	2	6%	32
ANDALUSIA HEALTH		16	16	50%	32
NICEVILLE URGENT CARE		2	30	94%	32
SILVER LAKE PEDIATRICS PA		27	4	13%	31
WG BAYPOINT VILLAGE SH LLC		31			31
BRP SH OPCO LLC		31			31
PREMISE HEALTH MIA		1	30	97%	31
DISCOVERY COMMONS AT BRADENTON		31			31
MOBILE MEDICAL ASSOCIATES PL		9	22	71%	31
SOUTHERN LABORATORY		6	25	81%	31
LabCorp L#09258130 M#09258125		12	19	61%	31
PORT SAINT JOHN FAMILY PRACTICE		19	12	39%	31
GRAMERCY PARK URGENT CARE		30	1	3%	31
BROOKDALE CANOPY OAKS			31	100%	31
CDR MAGUIRE - MIAMI BEACH CC MISSION 17388		2	29	94%	31
TRADITIONAL HOME CARE INC		30	1	3%	31
COLLIER ANESTHESIA PAIN LLC		31			31
REGENCY PARK ASSISTED LIVING FACILITY		29	2	6%	31
CAMPBELL URGENT CARE			30	100%	30
THE TERRACE AT IVY ACRES ALF		11	19	63%	30
AMEERAH LABS			30	100%	30
CLINCLOUD, LLC			30	100%	30
ADVENT HEALTH PRIMARY CARE PLUS, WINTER GARDEN		26	4	13%	30
WESTWOOD NURSING AND REHABILITATION		28	2	7%	30
MAKO MEDICAL		16	14	47%	30
HIGHLANDS LAKE CENTER		27	3	10%	30
ENCOMPASS HEALTH REHABILITATION HOSPITAL OF LARGO		27	3	10%	30
Baldwin Pediatrix		28	2	7%	30
WAVE CREST HEALTH AND REHABILITATION CENTER		30			30
Okeechobee Health Care Facility		16	14	47%	30
BAHIA OAKS LODGE		28	2	7%	30
LAKELAND REGIONAL HEALTH GATEWAY CENTER		7	23	77%	30
HERITAGE WATERSIDE		27	3	10%	30
SOUTHSIDE HOSPITAL NORTHWELL HEALTH LABORATORY		27	3	10%	30
HARMONY HEALTH OPCO, LLC		15	14	48%	29
MINUTE CLINIC LLC #2216		27	2	7%	29
MIDDLETOWN MEDICAL P C		20	9	31%	29
SUNTREE INTERNAL MEDICINE		29			29
NEMOURS CHILDRENS CLINIC		22	7	24%	29
CAREATC CITY OF TAMPA		21	8	28%	29
NURSES HELPING HANDS INC ALF		29			29
WALK IN MEDICAL URGENT CARE		29			29
COMPREHENSIVE CHILDCARE		23	6	21%	29
KEY WEST MEDICAL CENTER	1	27	1	3%	29
ORANGE PARK PEDIATRICS		23	6	21%	29

COVID-19: testing by laboratory

Data through Jan 30, 2021 verified as of Jan 31, 2021 at 09:25 AM

Data in this report are provisional and subject to change.

The numbers in the table below represent the number of Florida and non-Florida residents for whom test results were received by the Department of Health. A person can be tested by more than one laboratory and can have both positive and negative results. **Therefore, the sum of the numbers in each column will be larger than the total number of people tested.**

Reporting lab	Inconclusive	Negative	Positive	Percent positive	Total
INSTITUTE OF PATHOLOGY KINGS COUNTY		29			29
SUWANNEE COUNTY SHERIFF OFFICE		26	3	10%	29
UNIV OF ROCHESTER-STRONG MEMORIAL HOSP		28	1	3%	29
PRO HEALTH HARMONY		29			29
ST JOHNS COUNTY DETENTION CENTER		29			29
UNION MEDICAL CARE		29			29
PALM GARDEN OF JACKSONVILLE		27	2	7%	29
EVERLYWELL		16	13	45%	29
Consulate Health Care of Orange Park		27	2	7%	29
P4CLINICAL	3	2	24	83%	29
WASHINGTON COUNTY HEALTH DEPARTMENT		17	12	41%	29
FLORIDA DEPARTMENT OF HEALTH IN MONROE COUNTY		26	3	10%	29
REGENCY OAKS HEALTH CENTER		26	2	7%	28
COMMUNITY MEDICAL CARE CENTER INC			28	100%	28
CARE 4 U MANAGEMENT, INC			28	100%	28
BOCA BIOLISTIC REFERENCE LAB			28	100%	28
BONIFAY NURSING AND REHAB CENTER			28	100%	28
MORTON PLANT HOSPITAL NURSING			28	100%	28
ACTIVE SENIOR LIVING		26	2	7%	28
LUTHERAN HAVEN EXTENDED CONGREGATE CAR		28			28
KEY PRIMARY CARE			28	100%	28
RENAISSANCE SENIOR LIVING	1	27			28
MICHIGAN DEPARTMENT OF HEALTH AND HUMAN SERVICES			28	100%	28
CDC		17	11	39%	28
PORT ST LUCIE HOSPITAL		25	3	11%	28
EDEN AT CRESTVIEW		12	16	57%	28
RENAISSANCE AT THE TERRACES		27	1	4%	28
MICHAEL J D'AMBROSE MD PA		26	2	7%	28
LAKELAND NURSING AND REHABILITATION CENTER			28	100%	28
NIGHT LITE PEDIATRIC CENTER		10	18	64%	28
HEALTH FIRST - VIERA HOSPITAL		1	27	96%	28
PANCARE HEALTH - BAY COUNTY - YOUNGSTOWN		25	3	11%	28
SPANISH RIVER HIGH SCHOOL ESE		23	4	15%	27
Cleveland Clinic Laboratories		4	23	85%	27
SUNCOAST LABS			27	100%	27
EXPRESS CARE OF BELLEVIEW		27			27
OAKTREE HEALTHCARE			27	100%	27
HEALTHPARK MEDICAL CENTER ABG LAB		26	1	4%	27
FLAGLER HOSPITAL INC	2		25	93%	27
RIVERHEAD URGENT CARE		26	1	4%	27
MADISON COUNTY MEMORIAL HOSPITAL LABORATORY		14	13	48%	27
UNIVERSITY MEDICAL CTR OF PRINCETON AT		25	2	7%	27
SIGNATURE HEALTHCARE OF ORANGE PARK		26	1	4%	27
UCLA HEALTHCARE CLINICAL LABS		23	4	15%	27
WELLMED AT NEW TAMPA		21	6	22%	27
ABBOTT DIAGNOSTICS		18	9	33%	27
PANCARE HEALTH - BONIFAY K-8			27	100%	27

COVID-19: testing by laboratory

Data through Jan 30, 2021 verified as of Jan 31, 2021 at 09:25 AM

Data in this report are provisional and subject to change.

The numbers in the table below represent the number of Florida and non-Florida residents for whom test results were received by the Department of Health. A person can be tested by more than one laboratory and can have both positive and negative results. **Therefore, the sum of the numbers in each column will be larger than the total number of people tested.**

Reporting lab	Inconclusive	Negative	Positive	Percent positive	Total
BULLS HEAD URGENT CARE		26	1	4%	27
JAMAICA HOSPITAL MEDICAL CENTER		25	2	7%	27
BROOKDALE PHILLIPPI CREEK			27	100%	27
EASYCARE WALK-IN CLINIC		11	16	59%	27
LAKE MARY - STIRLING CENTER SUITE 202			27	100%	27
SANTA BARBARA CARE CENTER		17	10	37%	27
ATRIA SAN PABLO		24	2	8%	26
PULMONARY SPECIALISTS OF THE PALM BEACHES		16	10	38%	26
HARBORCHASE OF WELLINGTON CROSSING		24	2	8%	26
BODYK		22	4	15%	26
ADVENT HEALTH PARTIN SETTLEMENT HEALTH PARK		18	8	31%	26
NATIONAL MENTOR HEALTHCARE LLC			26	100%	26
INTERCOASTAL MEDICAL GROUP			26	100%	26
CVS MINUTE CLINIC		1	25	96%	26
BRANDON COMMUNITY HEALTH CENTER		18	8	31%	26
MONCRIEF ARMY HEALTH CLINIC			26	100%	26
STUART REHABILITATION AND HEALTHCARE		12	14	54%	26
DUVAL PHARMACY		21	5	19%	26
THE MINIER URGENT CARE		20	6	23%	26
LOOP PEDIATRICS		22	4	15%	26
COUNTY OF LOS ANGELES			26	100%	26
GULFCOAST PEDIATRICS		24	2	8%	26
EASTERN SHORE URGENT CARE		17	9	35%	26
ALABAMA CLINICS		13	13	50%	26
ROYAL PALM SENIOR RESIDENCE		26			26
FHMG-FLORIDA HOSPITAL MEDICAL GROUP		21	5	19%	26
MERCY MEDICAL URGENT CARE CENTER INC		3	23	88%	26
PROFESSIONAL PEDIATRICS		24	2	8%	26
PALM BEACH COUNTY FIRE RESCUE		24	2	8%	26
URGENT FAMILY CARE INC		23	3	12%	26
PERDIDO URGENT CARE		1	25	96%	26
COLORADO DEPARTMENT OF HEALTH LABORATORY SERVICES DIVISION			26	100%	26
LOT HEALTH SERVICES	1	25			26
TGH URGENT CARE - RIVERVIEW			26	100%	26
STATEN ISLAND UNIVERSITY HOSPITAL-POUCH		26			26
WEST BROWARD CARE CENTER		24	2	8%	26
ADVENT HEALTH - LAKE MARY PEDIATRICS		16	9	36%	25
LEE MEMORIAL HEALTH SYSTEM HEALTH FAIR		22	3	12%	25
FEDERAL PRISON CAMP PENSACOLA			25	100%	25
ST PETER'S BENDER LABORATORY		25			25
FAMILY EXTENDED CARE OF PUNTA GORDA		25			25
URGENT CARE CENTER			25	100%	25
ARTHREX MEDICAL CENTER		14	11	44%	25
MINUTE CLINIC, LLC DBA MINUTECLINIC #4505		23	2	8%	25
WOMENS CARE FLORIDA LABORATORY		25			25
MIAMI CLINICAL RESEARCH CORP			25	100%	25
VASSAR BROTHERS MEDICAL CENTER LABORATORY		24	1	4%	25

COVID-19: testing by laboratory

Data through Jan 30, 2021 verified as of Jan 31, 2021 at 09:25 AM

Data in this report are provisional and subject to change.

The numbers in the table below represent the number of Florida and non-Florida residents for whom test results were received by the Department of Health. A person can be tested by more than one laboratory and can have both positive and negative results. **Therefore, the sum of the numbers in each column will be larger than the total number of people tested.**

Reporting lab	Inconclusive	Negative	Positive	Percent positive	Total
SANITAS		4	21	84%	25
Lanier Rehab			25	100%	25
FAMILY CARE PARTNERS		15	10	40%	25
RJ LEE GROUP	1	23	1	4%	25
LABORATORY ALLIANCE OF CENTRAL NEW YORK		24	1	4%	25
EAST HILL MEDICAL GROUP		17	8	32%	25
THE WATERMARK AT VISTAWILLA		25			25
PREMIER URGENT CARE CENTER LLC			25	100%	25
WIREGRASS CLINIC LLC		20	5	20%	25
WEINBERG VILLAGE		24	1	4%	25
WARDE MEDICAL LABORATORY		17	8	32%	25
TALLAHASSEE DEVELOPMENTAL CENTER☐		24	1	4%	25
UNIPATH		18	7	28%	25
VETERANS AFFAIRS MEDICAL CENTER - NEW YORK HARBOR		24	1	4%	25
ST. CLOUD HOSPITAL		20	5	20%	25
EMERGENCY PHYSICIANS MEDICAL CENTER LLC		12	13	52%	25
ARCPPOINT LABS OF FORT LAUDERDALE		25			25
SYNIVERSE WELLNESS CENTER		21	4	16%	25
MID FLORIDA PRIMARY CARE PA		19	6	24%	25
JOHN KNOX VILLAGE OF CENTRAL FLORIDA		20	4	17%	24
WESTPAC LABS		1	23	96%	24
Wiregrass Rehabilitation Center and Nursing Home		23	1	4%	24
COURTYARDS OF ORLANDO		24			24
AVENTIS BIO-SERVICES CTL		24			24
MILLENIA ADVANCED SCIENTIFIC LLC			24	100%	24
Kindred Hospital South Florida Hollywood SNU		23	1	4%	24
SENIOR HEALTH OF WINTER PARK DUNDEE		24			24
MINUTECLINIC DIAGNOSTIC OF RHODE ISLAND, LLC #212		24			24
NCHD		10	14	58%	24
PHYSICIANS PRIMARY CARE OF SW FLORIDA PL		24			24
MONTEFIORE NEW ROCHELLE HOSPITAL		22	2	8%	24
GULFSIDE HOSPICE INC		21	3	13%	24
GARDENS HEALTH NH LLC		24			24
ABL MEDICAL CARE LLC			24	100%	24
VIKOR SCIENTITIC			24	100%	24
HENNEPIN COUNTY MEDICAL CENTER (HCMC)		13	11	46%	24
WELLNOW URGENT CARE		23	1	4%	24
WEST VOLUSIA FAMILY AND SPORTS MEDICINE		23	1	4%	24
EPIC REFERENCE LABS INC			24	100%	24
FAST PACE MEDICAL CLINIC		22	2	8%	24
LABORATORY DYNAMICS		20	4	17%	24
ADVANCED URGENT CARE		12	12	50%	24
BROWARD HEALTH IMPERIAL POINT NURSING			24	100%	24
HERITAGE OAKS ASSISTED LIVING & MEMORY CARE		20	4	17%	24
WESTMINSTER WOODS ON JULINGTON CREEK		22	2	8%	24
UR CARE FAMILY AND SPORTS MEDICINE			24	100%	24
VILLAGES REHABILITATION AND NURSING CENTER		24			24

COVID-19: testing by laboratory

Data through Jan 30, 2021 verified as of Jan 31, 2021 at 09:25 AM

Data in this report are provisional and subject to change.

The numbers in the table below represent the number of Florida and non-Florida residents for whom test results were received by the Department of Health. A person can be tested by more than one laboratory and can have both positive and negative results. **Therefore, the sum of the numbers in each column will be larger than the total number of people tested.**

Reporting lab	Inconclusive	Negative	Positive	Percent positive	Total
ATRIA AT ST JOSEPHS		24			24
FLORIDA ATLANTIC UNIVERSITY		21	3	13%	24
TARPON BAYOU CENTER			24	100%	24
THE COMMONWEALTH OF MASSACHUSETTS			24	100%	24
MADWAR		19	5	21%	24
THE CHAPPEL GROUP RESEARCH		24			24
STEWART MELBOURNE HOSPITAL			24	100%	24
PENSACOLA PEDIATRICS - PACE		16	8	33%	24
FAMILY CARE PARTNERS URGENT CARE LLC		18	6	25%	24
ASHTON PLACE	3	17	4	17%	24
ATRIA LADY LAKE		24			24
CHIPOLA MEDICAL ASSOCIATES		4	19	83%	23
ALAN A SMITH MD LLC		22	1	4%	23
ADVENTHEALTH MEDICAL GROUP FAMILY MEDICINE		22	1	4%	23
WEISS PEDIATRIC CARE LLC		16	7	30%	23
NEW JERSEY		22	1	4%	23
THE LODGE AND REHABILITATION CENTER		9	14	61%	23
MADISON COUNTY MEMORIAL HOSP		12	11	48%	23
COLONY CARE CENTER		14	9	39%	23
RESIDENCE AT BAY VUE		22	1	4%	23
PINELLAS INTERNAL MEDICINE ASSOCIATES		22	1	4%	23
FINLAY C. LABORATORY		3	20	87%	23
STATE LAB		2	21	91%	23
WUESTHOFF MEDICAL CENTER-MELBOURNE			23	100%	23
GASTROENTEROLOGY ASSOCIATES OF PENSACOLA PA		20	3	13%	23
NOBLE SENIOR LIVING		3	20	87%	23
EGL GENETIC DIAGNOSTICS		1	22	96%	23
UNION CHD		21	2	9%	23
SUMTER PEDIATRICS		21	2	9%	23
NORTH FLORIDA PEDIATRICS - JACKSONVILLE		21	2	9%	23
AMMON ANALYTICAL LABORATORIES		20	3	13%	23
ISLAND COAST PEDIATRICS PA		22	1	4%	23
OAKMONTE VILLAGE		22	1	4%	23
CHILDREN'S MEDICAL CENTER			23	100%	23
ADVENT HEALTH - TIMBERRIDGE ER		18	5	22%	23
FLORIDA PEDIATRIC GROUP PA		19	4	17%	23
EAST HILL PHARMACY		15	8	35%	23
SUNQUEST		3	20	87%	23
LAKE PLACID HEALTH AND REHABILITATION			23	100%	23
CORAL HOUSE ASSISTED LIVING COMMUNITY LLC		23			23
BROOKDALE SOUTHPOINT			23	100%	23
TAMPA BAY CONCIERGE DOCTOR, LLC		22	1	4%	23
UF HEALTH NORTH JACKSONVILLE			23	100%	23
MED PLUS FLORENCE		19	4	17%	23
M&V SAN JOSE MEDICAL CENTER			23	100%	23
PARK WEST MEDICAL CENTER		22	1	4%	23
UNIVERSITY HILLS HEALTH AND REHABILITATION CENTER		18	5	22%	23

COVID-19: testing by laboratory

Data through Jan 30, 2021 verified as of Jan 31, 2021 at 09:25 AM

Data in this report are provisional and subject to change.

The numbers in the table below represent the number of Florida and non-Florida residents for whom test results were received by the Department of Health. A person can be tested by more than one laboratory and can have both positive and negative results. **Therefore, the sum of the numbers in each column will be larger than the total number of people tested.**

Reporting lab	Inconclusive	Negative	Positive	Percent positive	Total
KEYSTYLE LIVING LLC	1	21			22
CHILDRENS MEDICAL CENTER			22	100%	22
MARION PEDIATRICS PA		17	5	23%	22
WELL-BEING MEDICAL CENTER PLLC		20	2	9%	22
BROOKDALE UNIVERSITY HOSPITAL		21	1	5%	22
EBEIDS MD PEDIATRICS		19	3	14%	22
LYSTER ACH FT RUCKER AL		19	3	14%	22
ROCKLEDEGE REGIONAL MEDICAL CENTER		17	5	23%	22
SEAGRASS VILLAGE			22	100%	22
RESIDENTIAL PLAZA AT BLUE LAGOON INC		20	2	9%	22
URGENT CARE USA			22	100%	22
HOLMES COUNTY HEALTH DEPARTMENT		15	7	32%	22
PRIME CARE ONE LLC/HARBORCHASE OF VENICE			22	100%	22
ADVENT HEALTH - WESTCHASE ER		17	5	23%	22
FLORIDA PEDIATRICS		6	16	73%	22
TEN HEALTHCARE		6	16	73%	22
FIRST CHOICE PEDIATRICS LOOP		20	2	9%	22
CENTRAL FLORIDA HEALTH CARE INC		2	20	91%	22
VIP WALK IN CLINIC		10	12	55%	22
FORT CAROLINE GARDENS, INC		20	2	9%	22
MOBILE DIVISION LABORATORY		7	15	68%	22
ELAN SPANISH SPRINGS		4	18	82%	22
LAKELAND REGIONAL HEALTH PABLO		21	1	5%	22
MAYO CLINIC JACKSONVILLE		1	21	95%	22
DIACARTA INC.		22			22
SARASOTA MEMORIAL NURSING & REHABILITATION CTR		22			22
COASTAL SKIN SURGERY AND DERMATOLOGY		15	7	32%	22
GOOD SAMARITAN HOSPITAL LABORATORY		19	3	14%	22
STEWART MEDICAL GROUP INC			22	100%	22
HUNT CLUB PEDIATRIC ASSOCIATES LLC		19	3	14%	22
SUMMIT MEDICAL GROUP - 75 E NORTHFIELD		20	2	9%	22
SOUTHEASTERN OUTPATIENT SURGERY CENTER		21	1	5%	22
APOLLO SURGERY CENTER		20	2	9%	22
LAKEVIEW HEALTH CARE SYSTEMS		8	14	64%	22
MINUTECLINIC, LLC #08366		16	5	24%	21
INTERNATIONAL MEDICAL LABORATORY INC		21			21
SUNSHINE ASSISTED LIVING		21			21
LIFE CARE CENTER OF JACKSONVILLE			21	100%	21
CONNECTDX		6	15	71%	21
LONG TERM CARE OF JAY, LLC			21	100%	21
GREEN GABLES ASSISTED LIVING FACILITY		21			21
ADVANCE URGENT CARE CENTER, LLC		1	20	95%	21
ALWAYS BEST CARE SENIOR SERVICES		19	2	10%	21
PALMETTO PEDIATRICS			21	100%	21
PATHGROUP			21	100%	21
IMA MEDICAL CENTER		9	12	57%	21
PHYSICIANS STAT		2	19	90%	21

COVID-19: testing by laboratory

Data through Jan 30, 2021 verified as of Jan 31, 2021 at 09:25 AM

Data in this report are provisional and subject to change.

The numbers in the table below represent the number of Florida and non-Florida residents for whom test results were received by the Department of Health. A person can be tested by more than one laboratory and can have both positive and negative results. **Therefore, the sum of the numbers in each column will be larger than the total number of people tested.**

Reporting lab	Inconclusive	Negative	Positive	Percent positive	Total
PHYSICIANS CARE		18	3	14%	21
TIFFANY LAKE CARE CENTERS INC		21			21
MINUTE CLINIC DIAGNOSTIC OF SC, LLC #75		20	1	5%	21
MINUTECLINIC DIAGNOSTIC OF NORTH CAROLINA		21			21
81ST MEDICAL GROUP			21	100%	21
CCS - BROWARD COUNTY JAIL		21			21
VIRTUA		17	4	19%	21
PULSE MEDICAL GROUP INC			21	100%	21
NAPHCARE, INC.		11	10	48%	21
UPMC CHAUTAUQUA AT WCA LABORATORY		20	1	5%	21
CLINICAL PATHOLOGY LABORATORIES SOUTHEAST			21	100%	21
MARTHA'S HOUSE & ASSISTED LIVING FACILITY		21			21
DCH REGIONAL MEDICAL CENTER LABORATORY		20	1	5%	21
ROCKLEDGE FAMILY HEALTH			21	100%	21
BROOKWOOD BAPTIST MEDICAL CENTER		20	1	5%	21
GATTOLINE ENTERPRISES, INC. DBA FAMILY CARE PHARMACY		16	5	24%	21
THE TRADITION OF THE PALM BEACHES		20	1	5%	21
ADVENTHEALTH MEDICAL GROUP FAMILY & INTERNAL		9	12	57%	21
FLORIDA HOSPITAL LABS		11	10	48%	21
NOVANT HEALTH		15	6	29%	21
MD BEAUTY LABS, PA		20	1	5%	21
ST JUDE CHILDRENS RESEARCH HOSPITAL		21			21
LONG BEACH URGENT CARE		21			21
Summit Medical Group Westfield Lab		18	3	14%	21
CARESPOT		1	20	95%	21
ACCESS 365 URGENT CARE		7	14	67%	21
ARDEN COURTS OF WINTER SPRINGS		18	3	14%	21
BAPTIST PRIMARY BLACK CREEK SOUTH			21	100%	21
Bon Secours Maria Manor		16	5	24%	21
AMERICAN ESOTERIC LABORATORIES		6	15	71%	21
CANTON-POTSDAM HOSPITAL LABORATORY		21			21
BEST MEDICAL CENTER		11	9	45%	20
MINUTECLINIC DIAGNOSTIC OF MICHIGAN		18	2	10%	20
TGH MEDICAL GROUP LABORATORY CARROLLWOOD			20	100%	20
MID FLORIDA PATHOLOGY LLC		19	1	5%	20
GROWING TOGETHER PEDIATRICS, LLC		16	4	20%	20
PONCE PLAZA NURSING & REHAB CENTER		4	16	80%	20
BIG BEND CARES, INC		17	3	15%	20
MEDICAL EXPRESS CORP		18	2	10%	20
SOUTHCORP LABORATORY		2	18	90%	20
ADVENT HEALTH EXPRESS		9	11	55%	20
APOLLO HEALTH & REHABILITATION		15	5	25%	20
LAKE WORTH MANOR		19	1	5%	20
PINES NURSING HOME		19	1	5%	20
ATLAN		18	2	10%	20
SOMA MEDICAL CENTER PA #3			20	100%	20
CL BRUMBACK PRIMARY CARE CLINIC LANTANA		2	18	90%	20

COVID-19: testing by laboratory

Data through Jan 30, 2021 verified as of Jan 31, 2021 at 09:25 AM

Data in this report are provisional and subject to change.

The numbers in the table below represent the number of Florida and non-Florida residents for whom test results were received by the Department of Health. A person can be tested by more than one laboratory and can have both positive and negative results. **Therefore, the sum of the numbers in each column will be larger than the total number of people tested.**

Reporting lab	Inconclusive	Negative	Positive	Percent positive	Total
BAY PEDIATRICS PA		18	2	10%	20
ESTATES MEDICAL CENTER		12	8	40%	20
HEALTH MED CENTERS		20			20
POINT OF CARE CLINICS PRIMARY CARE		20			20
PALMS MEDICAL GROUP - LAKE CITY WEST		3	17	85%	20
ENGLEWOOD HOSPITAL AND MEDICAL CENTER		16	4	20%	20
COMPLETE HOME CARE OF THE PALM BEACHES LLC		19	1	5%	20
AESTHETIC ENHANCEMENTS		20			20
MARYLAND DEPARTMENT OF HEALTH			20	100%	20
RAINBOW PEDIATRICS		1	19	95%	20
OLIVE BRANCH HEALTH AND REHABILITATION CENTER			20	100%	20
BETHESDA HEALTH PHYSICIAN GROUP INC			20	100%	20
GLEN COVE HOSPITAL		20			20
FORT SANDERS REGIONAL LABORATORY		20			20
CARENOW - DOWNTOWN NORTH GULCH		20			20
SOUTH CAROLINA DEPARTMENT OF HEALTH			20	100%	20
GERALD J KIVETT MD		18	2	10%	20
MIGUEL E TREVINO MD PA		17	3	15%	20
WAKULLA COUNTY HEALTH DEPARTMENT		6	14	70%	20
HENDRY REGIONAL CORPORATE HEALTH			20	100%	20
HARBOUR ISLAND PEDIATRICS		12	8	40%	20
CERON PEDIATRICS & INTEGRATIVE MEDICIN		20			20
HEALTHY MINORS, LLC.		20			20
REDITUS LABORATORIES			20	100%	20
CARESPOT OF NOCATEE		1	19	95%	20
JUPITER MEDICAL CENTER PHYSICIANS GROUP, INC		18	2	10%	20
LONG TERM CARE OF GULF BREEZE LLC		17	3	15%	20
HEARTLAND PHARMACY LAKE PLACID, INC		10	10	50%	20
DALE MEDICAL CENTER		15	5	25%	20
ORANGE PEDIATRICS			20	100%	20
CAPE CORAL HOSPITAL ABG LABORATORY		10	10	50%	20
Salerno Bay Health & Rehabilitation Center		13	6	32%	19
NO NAME		8	11	58%	19
MAGNOLIA PEDIATRICS		2	17	89%	19
MEDEXPRESS - BLOOMIN BRANDS		4	15	79%	19
TOTAL ACCESS URGENT CARE			19	100%	19
PRIMECARE OF DOTHAN-DALEVILLE CLINIC		14	5	26%	19
MED HEALTH SERVICES		18	1	5%	19
JOSEF SCHENKER MD PC		19			19
DEPT OF VA MED CENTE-WEST PALM BEACH			19	100%	19
BAY STREET PHARMACY☐		18	1	5%	19
SOLE HEALTH LLC		19			19
FLORIDA COMMUNITY HEALTH CENTER OF ST. LUCIE		1	18	95%	19
LAKE COUNTY SCHOOLS EMPLOYEE HEALTH CENTER		12	7	37%	19
SEVEN RIVERS REGIONAL MEDICAL CENTER		5	14	74%	19
STONE WASH CLINICAL LABORATORIES		2	17	89%	19
LAB INTERMARKET FACILITY LAB		1	18	95%	19

COVID-19: testing by laboratory

Data through Jan 30, 2021 verified as of Jan 31, 2021 at 09:25 AM

Data in this report are provisional and subject to change.

The numbers in the table below represent the number of Florida and non-Florida residents for whom test results were received by the Department of Health. A person can be tested by more than one laboratory and can have both positive and negative results. **Therefore, the sum of the numbers in each column will be larger than the total number of people tested.**

Reporting lab	Inconclusive	Negative	Positive	Percent positive	Total
COLORADO DEPARTMENT OF PUBLIC HEALTH AND ENVIRONMENT			19	100%	19
ISLAMORADA VILLAGE OF ISLANDS FIRE RESCUE		19			19
HUNTINGTON STATION URGENT CARE		18	1	5%	19
ISLAND LAKE CENTER		4	15	79%	19
SHORE MEMORIAL HOSPITAL		16	3	16%	19
OHIO CVS STORES, LLC DBA		17	2	11%	19
UNIV OF NORTH ALABAMA HEALTH CENTER		18	1	5%	19
INTEGRATED REGIONAL LABORATORIES - LARGO			19	100%	19
ESOTERIX GENETIC LABORATORIES		16	3	16%	19
OPTUMCARE SOUTH FLORIDA, LLC		14	5	26%	19
MINUTECLINIC, LLC		15	4	21%	19
JEFFERSON K-12, A SOMERSET SCHOOL- CLINIC		16	3	16%	19
BROOKDALE MANDARIN CENTRAL		6	13	68%	19
ASSISTED LIVING OF BROWARD		19			19
ROBERT H JENKINS JR VETERANS' DOMICILIARY HOME OF		16	3	16%	19
MIRIMUS CLINICAL LABS		8	11	58%	19
MORNINGSIDE MANOR & VILLA ADULT CARE C		19			19
BAYVIEW MEDICAL		19			19
ROSLYN URGENT CARE		19			19
CAREHERE LAKE SCHOOLS EMPLOYEE HEALTH CENTER		12	7	37%	19
MEDEXPRESS URGENT CARE - BLOOMINGTON		16	3	16%	19
NANO HEALTH ASSOCIATES LLC		19			19
PROFESSIONAL PARK PEDIATRICS PA			19	100%	19
DAVID LAWRENCE CENTER		15	3	17%	18
MICHELLE S PAGE MD PA		18			18
REGENCY SQUARE MALL - SEARS		3	15	83%	18
Sovereign Laboratory Services, LLC		16	2	11%	18
ROADS PEDIATRICS,LLC		16	2	11%	18
AURORA DIAGNOSTICS		6	12	67%	18
OCOEE PEDIATRICS		15	3	17%	18
MADISON CORE LABORATORIES		17	1	6%	18
MARQUES PEDIATRICS			18	100%	18
MARION COUNTY HEALTH DEPARTMENT		17	1	6%	18
UM MILLER SCHOOL OF MEDICINE			18	100%	18
BUREAU OF PUBLIC HEALTH	1	1	16	89%	18
GENERAL INTERNAL MEDICINE MEDICAL CTR CLINIC		13	5	28%	18
ROCKLAND URGENT CARE FAMILY HEALTH NP		18			18
NORTH PINELLAS CHILDRENS MEDICAL CENTER			18	100%	18
TIMBERLANE LODGE ALF	1	10	7	39%	18
AMELIA ASSISTED LIVING FACILITY		18			18
DEPT OF VA MEDICAL CENTER - BAY PINES			18	100%	18
LIGHTHOUSE PEDIATRICS OF NAPLES		14	4	22%	18
TENNESSEE DEPARTMENT OF HEALTH		14	4	22%	18
MD NOW MEDICAL CENTERS INC		1	17	94%	18
TPCA CLINICAL LABORATORIES		15	3	17%	18
G & R HEALTH MART PHARMACY		13	5	28%	18
HUNT CLUB MEDICAL		13	5	28%	18

COVID-19: testing by laboratory

Data through Jan 30, 2021 verified as of Jan 31, 2021 at 09:25 AM

Data in this report are provisional and subject to change.

The numbers in the table below represent the number of Florida and non-Florida residents for whom test results were received by the Department of Health. A person can be tested by more than one laboratory and can have both positive and negative results. **Therefore, the sum of the numbers in each column will be larger than the total number of people tested.**

Reporting lab	Inconclusive	Negative	Positive	Percent positive	Total
HALIFAX HEALTH URGENT CARE		3	15	83%	18
HOWARD BEACH URGENT CARE		18			18
UAH STUDENT HEALTH CENTER		12	6	33%	18
TOTAL RENAL LABORATORIES INC		13	5	28%	18
CLERMONT ADVENTHEALTH CENTRA CARE			18	100%	18
ADIRONDACK MEDICAL CENTER		18			18
COMMONWEALTH OF MASSACHUSETTS			18	100%	18
HARTFORD HOSPITAL ANCILLARY LAB		17	1	6%	18
Clearwater Center		8	10	56%	18
XPRESS WELLNESS URGENT CARE			18	100%	18
ASURANCE SCIENTIFIC LABORATORIES		18			18
NEW YORK PRESBYTERIAN - ALLEN HOSPITAL		18			18
WALGREENS COVID-19		14	4	22%	18
HOLIDAY MEDICAL ASSOCIATES		1	17	94%	18
CARDIOLOGY AND MEDICINE ASSOCIATES INC		18			18
BRADFORD COUNTY HEALTH DEPARTMENT		17	1	6%	18
SUNLIFE PHARMACY		18			18
MOORINGS PARK OAKSTONE AT GREY OAKS		17	1	6%	18
BARBARA O'REILLY MD PA		18			18
JACKSON NORTH MEDICAL CENTER		2	16	89%	18
MARATHON HEALTH FOR LIFE		16	2	11%	18
CENTERPLACE HEALTH		2	16	89%	18
GOOD SAMARITAN SOCIETY OF DAYTONA		16	2	11%	18
MONROE COUNTY DETENTION CENTER			18	100%	18
FAMILY CARE CYPRESS CREEK		1	17	94%	18
BOZEMAN HEALTH DEACONESS HOSPITAL		13	5	28%	18
BRIDGEWAY HEALTH CLINICS INC			17	100%	17
GENTIVA HEALTH SERVICES		15	2	12%	17
WELLINGTON FAMILY PRACTICE		13	4	24%	17
ERIC C MARSHAL MD, PC DBA MINUTECLINIC		16	1	6%	17
Gulf Shore Care Center		13	4	24%	17
MID-FLORIDA PATHOLOGY, LLC		12	5	29%	17
MINUTECLINIC DIAGNOSTIC OF HAWAII LLC		16	1	6%	17
MORRIS PARK URGENT CARE		14	3	18%	17
WINTER PARK FAMILY PRACTICE LLC		17			17
THE CANOPY AT HARPER LAKE	1		16	94%	17
WALGREEN EASTERN CO, INC		17			17
Winter Park Care and Rehab		16	1	6%	17
KIVA AT CANTERBURY			17	100%	17
ASCENSION ST VINCENT'S PRIMARY CARE			17	100%	17
BIOREFERENCE LABORATORIES INC		3	14	82%	17
TENDER CARE ALF		17			17
URGENT CARE AT LONGWOOD			17	100%	17
BHA CENTRAL COUNTY CLINIC		1	16	94%	17
JUPITER MEDICAL CENTER			17	100%	17
NEWYORK-PRESBYTERIAN/ LAWRENCE HOSPITAL LABORATORY		15	2	12%	17
URGENT CARE WEST CLINIC		14	3	18%	17

COVID-19: testing by laboratory

Data through Jan 30, 2021 verified as of Jan 31, 2021 at 09:25 AM

Data in this report are provisional and subject to change.

The numbers in the table below represent the number of Florida and non-Florida residents for whom test results were received by the Department of Health. A person can be tested by more than one laboratory and can have both positive and negative results. **Therefore, the sum of the numbers in each column will be larger than the total number of people tested.**

Reporting lab	Inconclusive	Negative	Positive	Percent positive	Total
ROYAL PALM MEDICAL GROUP, INC		17			17
COOPER HEALTHCARE		17			17
JUST FOR KIDS PEDIATRICS		5	12	71%	17
WELLMED AT LAKE COPELAND		11	6	35%	17
RESOLVE MOLECULAR DIAGNOSTICS		13	4	24%	17
HELIX DIAGNOSTICS			17	100%	17
UVMC MICROBIOLOGY		16	1	6%	17
ST ELIZABETH MEDICAL CENTER LABORATORY		16	1	6%	17
CONSOLIDATED LAB SERVICES		8	9	53%	17
CVS MINUTE CLINIC DIAGNOSTIC OF NORTH CAROL		13	4	24%	17
COAST MED URGENT CARE		16	1	6%	17
Z UROLOGY		17			17
ST. JUDES LABORATORIES		12	5	29%	17
FUNGAL REFERENCE LABORATORY		12	5	29%	17
ALL PEDIATRIC CARE			17	100%	17
MINIMALLY INVASIVE VASCULAR INC		15	2	12%	17
LANDMARK HOSPITAL SOUTHWEST FLORIDA LLC		16	1	6%	17
MARCO DRUGS AND COMPOUNDING		13	4	24%	17
KIVA AT CANTERBURY, LLC		17			17
ST VINCENT'S EAST		16	1	6%	17
BAYCARE MEDICAL GROUP INC			17	100%	17
ADVENT HEALTH MEDICAL GROUP- FAMILY MEDICINE AT DR. PHILIPS		12	5	29%	17
MINUTE CLINIC DIAGNOSTIC OF VIRGINIA		13	4	24%	17
JESSIE TRICE COMMUNITY HEALTH SYSTEM, INC		1	16	94%	17
EP MEDICAL EQUIPMENT PHARMACY		16	1	6%	17
FAMILY AND INTERNAL MEDICINE AT AVALON PARK		14	3	18%	17
BAY BREEZE HEALTH AND REHABILITATION CENTER		9	8	47%	17
CLEARWATER EMPLOYEE HEALTH CLINIC		4	13	76%	17
ST JOSEPH'S HOSPITAL LABORATORY			17	100%	17
HEALTHCARE NOW			17	100%	17
MCWHORTER SCHOOL OF PHARMACY		17			17
WINSHIPS PHARMACY INC		17			17
BROOKDALE ST AUGUSTINE			17	100%	17
VALLEY IMMEDIATE CARE		15	2	12%	17
THE GOOD SHEPARDS OF DELAND-WEST		16			16
MILLENNIUM PHYSICIAN GRP LLC NAPLES PINE RIDGE			16	100%	16
INTERNAL MEDICINE ASSOCIATES & SPECIALTIES INC		15	1	6%	16
REGENEXX TAMPA BAY		14	2	13%	16
MEDEXPRESS URGENT CARE LEWISBURG		15	1	6%	16
DARDEN WELLNESS CENTER		13	3	19%	16
MAITLAND PRIMARY CARE		9	7	44%	16
OKEECHOBEE HEALTHCARE FACILITY			16	100%	16
MD PLUS URGENT CARE, LLC			16	100%	16
HOLLISMED LLC		15	1	6%	16
AVOW HOSPICE INC		16			16
TOTTENVILLE CIRCLE URGENT CARE		16			16
ARCPPOINT LABS OF WEST PALM BEACH			16	100%	16

COVID-19: testing by laboratory

Data through Jan 30, 2021 verified as of Jan 31, 2021 at 09:25 AM

Data in this report are provisional and subject to change.

The numbers in the table below represent the number of Florida and non-Florida residents for whom test results were received by the Department of Health. A person can be tested by more than one laboratory and can have both positive and negative results. **Therefore, the sum of the numbers in each column will be larger than the total number of people tested.**

Reporting lab	Inconclusive	Negative	Positive	Percent positive	Total
BROOKDALE BRANDON	1	15			16
ARDEN COURTS OF SARASOTA			16	100%	16
ST AUGUSTINE PLANTATION		1	15	94%	16
MIRIMUS INC		1	15	94%	16
Lab MSMC Hialeah			16	100%	16
MINUTECLINIC DIAGNOSTIC OF NORTH CAROLINA PC		14	2	13%	16
CIGNA PBSO WEST PALM			16	100%	16
ROWLETT MIDDLE ACADEMY		14	2	13%	16
MASSACHUSETTS GENERAL HOSPITAL		1	15	94%	16
CAREHERE- LCS LEESBURG			16	100%	16
JOSEPH MIGNOGNA		13	3	19%	16
UHEALTH AT FISHER ISLAND			16	100%	16
CRUCIAL CARE		10	6	38%	16
ST CATHERINE OF SIENA HOSPITAL		14	2	13%	16
REHAB AND HEALTHCARE CENTER OF CAPE CORAL		16			16
NOVANT HEALTH GOHEALTH URGENT CARE-HARRISBURG		8	8	50%	16
HEALTH CENTRAL HOSPITAL			16	100%	16
ADVENT HEALTH - ZEPHYRHILLS			16	100%	16
49D2045214PHYSICIAN OFFICE-WAIVERMEDEXPRESS URGENT CARE - HARRISONBU		7	9	56%	16
FLORIDA ENDOSCOPY & SURGERU CTR LLC		16			16
BONIFAY NURSING AND REHABILITATION CENTER			16	100%	16
SHELBY BAPTIST MEDICAL CENTER		11	5	31%	16
PANAMA CITY VITAS HOSPICE		16			16
SRMC AVALON		9	7	44%	16
FAST TRACK URGENT CARE CENTER - TYRONE			16	100%	16
CENTRAL FLORIDA PEDIATRIC URGENT CARE LLC		14	2	13%	16
ALBIBI		1	15	94%	16
ALL FLORIDA FAMILY & SPORTS MEDICINE		15	1	6%	16
DIEGO FALLON MD PA		6	10	63%	16
TEXAS DEPARTMENT OF STATE HEALTH SERVICES		3	13	81%	16
LAKE INTERNAL MEDICINE ASSOCIATES PA		13	3	19%	16
ODYSSEY HEALTHCARE OF MARION COUNTY, LLC		15	1	6%	16
ARDEN COURTS OF LELY PALMS□		15	1	6%	16
PRO HEALTH FAMILY PHYSICIANS, NYSTROM		16			16
OSCEOLA ALF OPERATOR, LLC DBA□		16			16
PROMEDICA LABORITORIES		11	5	31%	16
BAYFRONT HMA CONVENIENT CARE, LLC		2	14	88%	16
XERA MED RESEARCH			16	100%	16
CONCORD LIFE SCIENCES LLC		3	13	81%	16
LOVING CARE OF THE TREASURE COAST LLC	1	10	5	31%	16
MINUTECLINIC DIAGNOSTIC OF ILLINOIS L		14	2	13%	16
URGENT CARE CLINIC OF LINCOLN		14	2	13%	16
GRACE MEDICAL HOME		12	4	25%	16
COASTAL FAMILY PRACTICE		8	7	47%	15
SINAI HOSPITAL OF BALTIMORE		15			15
LAKE CO EMPLOYEE HEALTH AND WELLNESS CENTER		14	1	7%	15
ST LUCIE COUNTY JAIL		9	6	40%	15

COVID-19: testing by laboratory

Data through Jan 30, 2021 verified as of Jan 31, 2021 at 09:25 AM

Data in this report are provisional and subject to change.

The numbers in the table below represent the number of Florida and non-Florida residents for whom test results were received by the Department of Health. A person can be tested by more than one laboratory and can have both positive and negative results. **Therefore, the sum of the numbers in each column will be larger than the total number of people tested.**

Reporting lab	Inconclusive	Negative	Positive	Percent positive	Total
BAYLOR GENETICS		6	9	60%	15
HODGES CLUSTER		2	13	87%	15
SOUTH CAROLINA DEPT OF HEALTH AND ENVIRONMENT CONTROL		2	13	87%	15
ORLANDO HEALTH		2	13	87%	15
GUARDANT HEALTH		11	4	27%	15
COLLEGE POINT URGENT CARE		13	2	13%	15
BAPTIST MEMORIAL HEALTH CARE		13	2	13%	15
WELLMED AT PLANT CITY		9	6	40%	15
DIATHERIX		13	2	13%	15
EASTLAKE PEDIATRICS - TRINITY		15			15
CARESPOT EXPRESS HEALTHCARE			15	100%	15
NORTHWEST FLORIDA SLEEP		1	14	93%	15
NEW YORK METHODIST HOSPITAL		13	2	13%	15
GRAND VILLA OF ST. PETERSBURG		13	2	13%	15
MINUTECLINIC, LLC, DBA MINUTECLINIC #5		12	3	20%	15
OCEANSIDE URGENT CARE		15			15
CHARLOTTE CHD PORT CHARLOTTE		12	3	20%	15
Citymd Of Lacey		14	1	7%	15
MULBERRY'S MOBILE PROVIDER SERVICES LLC		1	14	93%	15
TRINITY MEDICAL ASSOCIATES LLC			15	100%	15
MILTON 4707		15			15
EXPRESS FAMILY CARE LLC			15	100%	15
MINUTECLINIC DIAGNOSTIC OF TN PC #378		14	1	7%	15
BESSENT ROAD GROUP HOME		15			15
FAMILY CARE CENTER OF ARLINGTON		10	5	33%	15
PATHLINE			15	100%	15
HILA BECKERMAN MD LLC		14	1	7%	15
FLORIDA HOSPITAL WINTER GARDEN		13	2	13%	15
EAR NOSE & THROAT ASSOCIATES OF MANATEE PA		15			15
TELEVISIT MALABAR PEDIATRICS		5	10	67%	15
ROBERT WOOD JOHNSON UNIVERSITY HOSP		13	2	13%	15
PRATTVILLE BAPTIST HOSPITAL		12	3	20%	15
FLUSHING HOSPITAL MEDICAL CENTER		12	3	20%	15
BAYCARE HEALTH SYSTEMS, LLC			15	100%	15
PINELLAS 1 HOME HEALTH CARE CORP		15			15
BLOUNT MEMORIAL HOSPITAL		13	2	13%	15
MEADOWCREST MOLECULAR DIAGNOSTICS, LLC			15	100%	15
SPEARHEAD MEDICAL			15	100%	15
GLEN OAKS URGENT CARE		15			15
AHEC CLINIC		1	14	93%	15
MICHAEL A VENAZIO MD		13	2	13%	15
KRYSTAL BAY NURSING AND REHABILITATION		11	4	27%	15
HOLLEY-NAVARRE MEDICAL CLINIC		5	10	67%	15
MINUTE CLINIC DIAGNOSTIC OF NEW JERSEY		15			15
BOCA SIMON LAB		1	14	93%	15
FLORIDA DEPARTMENT OF HEALTH IN HILLSBOROUGH COUNTY		1	14	93%	15
CENTER ONE SURGERY CENTER		11	4	27%	15

COVID-19: testing by laboratory

Data through Jan 30, 2021 verified as of Jan 31, 2021 at 09:25 AM

Data in this report are provisional and subject to change.

The numbers in the table below represent the number of Florida and non-Florida residents for whom test results were received by the Department of Health. A person can be tested by more than one laboratory and can have both positive and negative results. **Therefore, the sum of the numbers in each column will be larger than the total number of people tested.**

Reporting lab	Inconclusive	Negative	Positive	Percent positive	Total
UTAH DEPARTMENT OF HEALTH			15	100%	15
JOSEPH SCHENKER MD PC DBA CENTERS URGENT		12	2	14%	14
MINUTECLINIC DIAGNOSTIC OF PENNSYLVANI		14			14
MINUTECLINIC MINUTECLINIC #8746		14			14
EPIPHANY HEALTH		8	6	43%	14
FORT HAMILTON URGENT CARE		14			14
HEALTHFIRST ADVENT HEALTH CENTRA CARE COCOA BEACH			14	100%	14
BOCA SIMON		2	12	86%	14
CLEVELAND CLINIC			14	100%	14
BAPTIST MEDICAL CENTER EAST		11	3	21%	14
BASSETTI & ASSOCIATES, MD, PA			14	100%	14
WALK IN URGENT CARE			14	100%	14
DOT DOC SARASOTA		12	2	14%	14
STATEN ISLAND UNIVERSITY HOSPITAL		13	1	7%	14
BREVARD HEALTH ALLIANCE INC, THE		9	5	36%	14
CLEVELAND CLINIC FLORIDA		1	13	93%	14
UC HEALTH UNIVERSITY HOSPITAL		11	3	21%	14
STATMED OCALA			14	100%	14
Consulate Health Care of Jacksonville			14	100%	14
Wesley Place on Honeysuckle		12	2	14%	14
RIVERSIDE COTTAGES AT THE SHORES, LLC			14	100%	14
CARE HERE		1	13	93%	14
INDIANA STATE DEPARTMENT OF HEALTH		1	13	93%	14
INN AT LAKE SEMINOLE SQUARE, THE		14			14
SIGMUND LABS LLC		14			14
ASTORIA HEALTH AND REHABILITATION CENTER		13	1	7%	14
NORTHWESTERN MEMORIAL HOSPITAL			14	100%	14
CARILLON SPORTS AND FAMILY MEDICINE		10	4	29%	14
SONATA BOYNTON BEACH		13	1	7%	14
LAKELAND HILLS CENTER		7	7	50%	14
OCALA OAKS REHABILITATION CENTER		9	5	36%	14
BVL PEDIATRICS		14			14
MINUTECLINIC DIAGNOSTIC PA		13	1	7%	14
MINUTECLINIC DIAGNOSTIC MEDICAL GROUP		13	1	7%	14
MACKOUL PEDIATRICS FORT MYERS			14	100%	14
URGENT TEAM		11	3	21%	14
ARDEN COURTS OF PALM HARBOR			14	100%	14
MEDEXPRESS URGENT CARE, MOON TOWNSHIP		13	1	7%	14
CORE LABORATORY		1	13	93%	14
GRAND VILLA OF DELAND		10	4	29%	14
SOUTH FLORIDA DIALYSIS CENTER		8	6	43%	14
BENTON HOUSE OF PORT ORANGE		8	6	43%	14
SOUTHEASTERN UNIVERSITY INC		14			14
MEDEMERGE		13	1	7%	14
ALAN L MELOTEK MD		14			14
AUBURN COMMUNITY HOSPITAL		12	2	14%	14
D W MCMILLAN MEMORIAL HOSPITAL		4	10	71%	14

COVID-19: testing by laboratory

Data through Jan 30, 2021 verified as of Jan 31, 2021 at 09:25 AM

Data in this report are provisional and subject to change.

The numbers in the table below represent the number of Florida and non-Florida residents for whom test results were received by the Department of Health. A person can be tested by more than one laboratory and can have both positive and negative results. **Therefore, the sum of the numbers in each column will be larger than the total number of people tested.**

Reporting lab	Inconclusive	Negative	Positive	Percent positive	Total
DOCTORS MEDICAL CENTER OF WALTON COUNTY CLINIC			14	100%	14
POLK CHD BARTOW		13	1	7%	14
AIR, LAND & SEA PHYSICALS & CONSULTATIONS, LLC		13	1	7%	14
ST JOSEPH HOSPITAL		13	1	7%	14
Belleair Healthcare Center		8	6	43%	14
CUSTEAD CARE CENTER HAVEN HOSPICE		12	2	14%	14
ST CLOUD MEDICAL GROUP		12	2	14%	14
MINUTECLINIC DIAGNOSTICS MEDICAL GROUP		13	1	7%	14
CARE CENTERS OF NASSAU, LLC - HENDRICKS RD		14			14
OPIS ISLAND LAKE CENTER		13			13
ROCKLEDGE		3	10	77%	13
LUCID DIAGNOSTICS LABS			13	100%	13
PREMIER LABORATORY SERVICES, LLC		5	8	62%	13
BROOKDALE DELAND			13	100%	13
MELBOURNE FAMILY PRACTICE		12	1	8%	13
BAYA URGENT CARE LLC		1	12	92%	13
SOUTH NASSAU COMMUNITIES HOSPITAL		10	3	23%	13
DAVITA DIALYSIS		4	9	69%	13
ESCAMBIA COMMUNITY CLINIC		2	11	85%	13
ROSS MEDICAL GROUP			13	100%	13
PHELPS HOSPITAL LABORATORY		11	2	15%	13
FORT WALTON BEACH DEVELOPMENTAL CENTER		12	1	8%	13
IN-OFFICE LAB		12	1	8%	13
SPRINGWOOD COURT		8	5	38%	13
PREMIUM HEALTH SERVICES OF TAMPA BAY LLC		9	4	31%	13
A AND R RESEARCH GROUP LLC		10	3	23%	13
EAR NOSE AND THROAT ASSOCIATES OF MANATEE, P.A.		10	3	23%	13
BROOKLYN HOSPITAL CENTER DOWNTOWN CAMPUS		13			13
MONTEFIORE ST LUKE'S CORNWALL HOSPITAL		10	3	23%	13
PARKWEST MEDICAL CENTER		11	2	15%	13
ELTINGVILLE CIRCLE URGENT CARE		13			13
DYNAMIC DNA LAB		1	12	92%	13
FLORIDA STATE HOSPITAL			13	100%	13
ALAN SERURE MD		13			13
CROSS CARE CENTER			13	100%	13
CVS MINUTE CLINIC DIAGNOSTIC OF TEXAS LLC		10	3	23%	13
ANYLABTESTNOW			13	100%	13
OPTIONS FOR SENIORS INC DBA PALM KREST MANOR		11	2	15%	13
INTERMOUNTAIN CENTRAL LAB		1	12	92%	13
BRYAN WHITFIELD MEMORIAL HOSPITAL		8	5	38%	13
ADVENT HEALTH - WINTER HAVEN		7	6	46%	13
UNIVERSITY HOSPITAL UC HEALTH		9	4	31%	13
Sunnyside Care Center		13			13
BARTON FAMILY PRACTICE		7	6	46%	13
HUDSON VALLEY HOSPITAL CENTER LABORATORY		12	1	8%	13
GLENBROOKE AT PALM BAY			13	100%	13
MINUTECLINIC DIAGNOSTIC OF RHODE ISLAND, LLC #590		12	1	8%	13

COVID-19: testing by laboratory

Data through Jan 30, 2021 verified as of Jan 31, 2021 at 09:25 AM

Data in this report are provisional and subject to change.

The numbers in the table below represent the number of Florida and non-Florida residents for whom test results were received by the Department of Health. A person can be tested by more than one laboratory and can have both positive and negative results. **Therefore, the sum of the numbers in each column will be larger than the total number of people tested.**

Reporting lab	Inconclusive	Negative	Positive	Percent positive	Total
LAKE HOWARD HEIGHTS	1	11	1	8%	13
ORANGE REGIONAL MEDICAL CENTER LABORATORY		10	3	23%	13
SOUTHEAST FAMILY HEALTHCARE CENTER			13	100%	13
CLINICAL LABORATORY SERVICES			13	100%	13
MEDEXPRESS URGENT CARE - ROBINSON TWP, STEUBENVILLE PIKE		11	2	15%	13
MEADOWCREST FAMILY PHYSICIANS PA			13	100%	13
CAREATC			13	100%	13
MAINSTREET FAMILY SELECT		1	12	92%	13
FAMILY HEALTH CENTER			13	100%	13
FAMILY CARE			13	100%	13
COMMUNITY HEALTH OF SOUTH FLORIDA INC			13	100%	13
CRESTVIEW IMMEDIATE CARE LL			13	100%	13
VILLA OF KINGS AND QUEENS OF DELRAY		13			13
UNIVERSITY LAB			13	100%	13
SHELBY COUNTY HEALTH CARE CORPORATION		10	3	23%	13
VERITAS RESEARCH CORP			12	100%	12
LEON CHD		12			12
SUMMIT ATLANTIC SURGERY CENTER		12			12
MINUTECLINIC, LLC, DBA MINUTECLINIC #2544		11	1	8%	12
NASSAU COUNTY JAIL		11	1	8%	12
TREASURE COAST URGENT CARE			12	100%	12
RAINBOW PEDIATRIC CENTER		2	10	83%	12
TLC FAMILY CARE HOME INC		12			12
LAB UNKNOWN		1	11	92%	12
ACCESS MEDICAL CENTER			12	100%	12
SUWANNEE COUNTY JAIL		11	1	8%	12
METHODIST MEDICAL CENTER		9	3	25%	12
COMPREHENSIVE CHILDCARE ASSOCIATES		8	4	33%	12
FREEDOM SQUARE NURSING CENTER□		4	8	67%	12
TNC WALK IN CLINIC		9	3	25%	12
APPLE DIAGNOSTICS LAB		5	7	58%	12
MI2297090CV HOLLAND-23D2189684		12			12
WALGREEN		4	8	67%	12
MERIDIAN AT WATERWAYS, THE		10	2	17%	12
ACADIAN DIAGNOSTIC LABORATORIES		8	4	33%	12
ST PETER'S UNIVERSITY HOSPITAL		9	3	25%	12
MI CASA DORADA ASSISTED LIVING FACILIT		12			12
LONG ISLAND JEWISH VALLEY STREAM		12			12
MINUTECLINIC #8699		9	3	25%	12
LAKEWOOD RANCH MEDICAL CENTER CLINICAL LAB			12	100%	12
FHCP-PORT ORANGE		3	9	75%	12
MERCY MEDICAL CENTER		5	7	58%	12
GLEN OAKS HEALTH AND REHABILITATION CENTER			12	100%	12
PROHEALTH CARE ASSOCIATES MOBILE		9	3	25%	12
ORMOND MEDICAL ARTS		3	9	75%	12
FAMILY MEDICINE AT LONGWOOD			12	100%	12
PRIMARY CARE MEDICINE	1	10	1	8%	12

COVID-19: testing by laboratory

Data through Jan 30, 2021 verified as of Jan 31, 2021 at 09:25 AM

Data in this report are provisional and subject to change.

The numbers in the table below represent the number of Florida and non-Florida residents for whom test results were received by the Department of Health. A person can be tested by more than one laboratory and can have both positive and negative results. **Therefore, the sum of the numbers in each column will be larger than the total number of people tested.**

Reporting lab	Inconclusive	Negative	Positive	Percent positive	Total
THE PLAZA AT PARKSQUARE		12			12
BAYCARE MEDICAL GROUP INC			12	100%	12
FLORIDA PRESBYTERIAN HOMES INC		11	1	8%	12
DIXIE COUNTY HEALTH DEPARTMENT		7	5	42%	12
CALLAWAY CLINIC		7	5	42%	12
WORLD WRESTLING ENTERTAINMENT			12	100%	12
FLORIDA DEPT OF HEALTH		4	8	67%	12
SOUTHEASTERN LABORATORY			12	100%	12
CARENOW URGENT CARE-BRENTWOOD		8	4	33%	12
NAPLES GREEN VILLAGE		12			12
WACO HHSSURGEWACO	1	10	1	8%	12
GENEXPERT			12	100%	12
CVS TN5639POCT FARRAGUT		10	2	17%	12
SUNSHINE PEDIATRICS OF CENTRAL FLORIDA PL		10	2	17%	12
WOODHOUSE INC		12			12
MC DIAGNOSTIC OF CONNECTICUT, PC #775		11	1	8%	12
WOODLAND TOWERS		6	6	50%	12
PBSO WEST PALM FAMILY PRACTICE		1	11	92%	12
OHIO STATE UNIVERSITY MEDICAL CENTER			12	100%	12
INNOVATIVE RESEARCH OF WEST FLORIDA		9	3	25%	12
STEWART MELBOURNE HOSPITAL, INC	1		11	92%	12
BROWARD DIALYSIS			12	100%	12
PANCARE HEALTH - WEWA ELEMENTARY			12	100%	12
IREPERTOIRE_MOL_LAB		12			12
NOVALIFE MEDSPA			12	100%	12
ADVENT HEALTH - KISSIMMEE		3	9	75%	12
NORTHWEST FLORIDA ENT, PA		5	7	58%	12
LAKES DIALYSIS CENTER INC			12	100%	12
Lady Lake Specialty Care			12	100%	12
MINUTECLINIC DIAGNOSTIC OF MICHIGAN PC		11	1	8%	12
MINUTECLINIC DIAGNOSTIC OF SOUTH CAROL		10	2	17%	12
LIFE CARE OF PORT SAINT LUCIE		3	9	75%	12
PINELLAS COUNTY HEALTH DEPARTMENT		2	9	82%	11
TELEVISIT PALM BAY FAMILY PRACTICE		9	2	18%	11
WHITE-WILSON MEDICAL CENTER		11			11
MEDEXPRESS URGENT CARE-ALTOONA		9	2	18%	11
QUOTIENT SCIENCES LABS LLC			11	100%	11
SENIOR HOME CARE INC		11			11
WANTAGH URGENT CARE		8	3	27%	11
GRACE WELLNESS CENTER		3	8	73%	11
SEMORAN FAMILY HEALTH LLC		10	1	9%	11
FIRST CHOICE PEDIATRICS INC		10	1	9%	11
REDMED CLINIC OF ARLINGTON		10	1	9%	11
PRIMECARE AT PORT ORANGE			11	100%	11
CARE FAST MURABELLA		7	4	36%	11
ORCHID COVE		2	9	82%	11
NIGHT LITE PEDIATRICS CENTER, LLC		1	10	91%	11

COVID-19: testing by laboratory

Data through Jan 30, 2021 verified as of Jan 31, 2021 at 09:25 AM

Data in this report are provisional and subject to change.

The numbers in the table below represent the number of Florida and non-Florida residents for whom test results were received by the Department of Health. A person can be tested by more than one laboratory and can have both positive and negative results. **Therefore, the sum of the numbers in each column will be larger than the total number of people tested.**

Reporting lab	Inconclusive	Negative	Positive	Percent positive	Total
DMH STEINHATCHEE FAMILY MEDICINE		8	3	27%	11
COMMUNITY HOME HEALTH CARE		11			11
JOSEF SCHENKER MD PC DBA CENTERS URGENT		10	1	9%	11
STAT MEDICAL CLINIC III INC		6	5	45%	11
BAPTIST PRIMARY CARE PONTE VEDRA		6	5	45%	11
CORNER OAK ESTATE LLC		11			11
MEDICAL CENTER AFFILIATES WEST PALM			11	100%	11
FIRST CHOICE PEDIATRICS WINTER SPRINGS		10	1	9%	11
CULINARY INSTITUTE OF AMERICA STUDENT	3	8			11
NORTHERN WESTCHESTER HOSPITAL LABORATORY		9	2	18%	11
BASSETTI MEDICAL RESEARCH INC		9	2	18%	11
HORIZON MEDICAL GROUP		9	2	18%	11
MORTON PLANT MEASE			11	100%	11
EMERALD COAST PEDIATRICS			11	100%	11
WELLMED AT SOUTH PARSONS		9	2	18%	11
JFK MEDICAL CENTER NORTH LAB		1	10	91%	11
SAMARITAN MEDICAL CENTER		11			11
MOUNT DORA PEDIATRICS		9	2	18%	11
WINTER PARK CARE AND REHABILITATION			11	100%	11
UNIVERSITY CENTRA CARE		10	1	9%	11
CARINGTON MANOR		11			11
St. Annes Nursing Center, St. Annes Residence, Inc.		11			11
WATSON HEALTHCARE		8	3	27%	11
TROPICANA		5	6	55%	11
THE TERRACE OF SAINT CLOUD		9	2	18%	11
HAVEN HOSPICE			11	100%	11
ADVENTHEALTH MEDICAL GROUP CARE CLINIC AT		8	3	27%	11
UMHC/SYLVESTER AT KENDALL		1	10	91%	11
BENTLEY VILLAGE II		2	9	82%	11
FAMILY PRACTICE ON THE GO		6	5	45%	11
PRIMECARE ACQUISITION FAMILY PRACTICE INC		11			11
GADSDEN REGIONAL MEDICAL CENTER		11			11
LEHIGH VALLEY HOSPITAL		3	8	73%	11
MINUTECLINIC DIAGNOSTIC OF TN PC #566		9	2	18%	11
DESOTO HEALTH AND REHAB LLC		7	4	36%	11
ADVENTHEALTH MEDICAL GROUP PULMONOLOGY		10	1	9%	11
Terrace of Jacksonville			11	100%	11
ELITE HOME HEALTH SERVICES		11			11
MEDEXPRESS URGENT CARE - TIMBERLAKE		11			11
CARLOS PORTU MD, PLLC			11	100%	11
ALCOVE ASSISTED LIVING FACILITY		11			11
VIRTUA WEST JERSEY HOSPITAL VOORHEES		9	2	18%	11
AIM LABORATORIES			11	100%	11
VALDOSTA FAMILY MEDICINE			11	100%	11
PALM BEACH PATHOLOGY		9	2	18%	11
BELLEVUE HOSPITAL CENTER DEPARTMENT		11			11
AVENTURA HOSPITAL AND MEDICAL CENTER			11	100%	11

COVID-19: testing by laboratory

Data through Jan 30, 2021 verified as of Jan 31, 2021 at 09:25 AM

Data in this report are provisional and subject to change.

The numbers in the table below represent the number of Florida and non-Florida residents for whom test results were received by the Department of Health. A person can be tested by more than one laboratory and can have both positive and negative results. **Therefore, the sum of the numbers in each column will be larger than the total number of people tested.**

Reporting lab	Inconclusive	Negative	Positive	Percent positive	Total
GENESIS		7	4	36%	11
ARNOT OGDEN MEDICAL CENTER LABORATORY		11			11
MHHS All Lab Subsection		11			11
BIOTECH CLINICAL LABORATORIES, INC.		1	10	91%	11
ACCESS PHARMACY		10			10
GRAND VILLA OF ALTAMONTE SPRINGS		3	7	70%	10
CARENOW URGENT CARE - EAST NASHVILLE		8	2	20%	10
COMMUNITY HEALTH CENTER		2	8	80%	10
STATEN ISLAND UNIVERSITY HOSPITAL SEGUINE AVE		9	1	10%	10
St Joseph's Hospital & Medical Center		9	1	10%	10
PRORENATA LABS		2	8	80%	10
MISSOURI DEPARTMENT OF HEALTH AND SENIOR SERVICES			10	100%	10
Hackensack Umc Mountainside		9	1	10%	10
PANCARE HEALTH - VERNON ELEMENTARY			10	100%	10
URGENT CARE USA LLC		1	9	90%	10
MEDEXPRESS URGENT CARE CHARLESTON		6	4	40%	10
AMBRY GENETICS CORPORATION		10			10
NORTH OKALOOSA PHYSICIAN GROUP		10			10
CORONA PATHOLOGY		10			10
BROOKDALE PANAMA CITY		9	1	10%	10
WELLMED AT PORT ST LUCIE WEST		6	4	40%	10
LAKE BALDWIN CBOC		9	1	10%	10
ALABAMA DEPARTMENT OF PUBLIC HEALTH		1	9	90%	10
VETERNANS ADMINISTRATION			10	100%	10
SAVANNAH MANOR ASSISTED LIVING COMMUNITY			10	100%	10
ESTATES MEDICAL CENTER INC			10	100%	10
MEDEXPRESS URGENT CARE - LAFAYETTE		9	1	10%	10
PBC PREMIER FAMILY HEALTH			10	100%	10
ADVENTHEALTH MEDICAL GROUP		9	1	10%	10
CREATIVE TESTING SOLUTIONS		3	7	70%	10
BOCA RATON REGIONAL HOSPITAL LAB			10	100%	10
TENNESSEE DEPARTMENT OF HEALTH (TDH) - CENTRAL LABORATORY		2	8	80%	10
CARENOW URGENT CARE-WEST END		7	3	30%	10
RPC@HODGES		2	8	80%	10
HCR MANORCARE		10			10
GEORGE W FERGUSON MD-CONCIERGE MEDICAL SERVICES PL		9	1	10%	10
APPALACHIAN REGIONAL HEALTHCARE SYSTEM		10			10
Hialeah Nursing And Rehabilitation Center		6	4	40%	10
MEDICAL LABORATORY DIAGNOSTICS			10	100%	10
SONORAN DESERT PATHOLOGY ASSOCIATES			10	100%	10
URGENT CARE CENTER AT PINNACLE		4	6	60%	10
STEINHATCHEE DRUGS		7	3	30%	10
FAMILY MEDICINE AT HUNTERS CREEK		10			10
MED LABS DIAGNOSTICS		5	5	50%	10
BROWARD HEALTH CARE			10	100%	10
NEW JERSEY DEPARTMENT OF HEALTH COMMUNICABLE DISEASE SERVICE		3	7	70%	10
PARROTT MEDICAL CLINIC			10	100%	10

COVID-19: testing by laboratory

Data through Jan 30, 2021 verified as of Jan 31, 2021 at 09:25 AM

Data in this report are provisional and subject to change.

The numbers in the table below represent the number of Florida and non-Florida residents for whom test results were received by the Department of Health. A person can be tested by more than one laboratory and can have both positive and negative results. **Therefore, the sum of the numbers in each column will be larger than the total number of people tested.**

Reporting lab	Inconclusive	Negative	Positive	Percent positive	Total
MOSOLF PEDIATRICS			10	100%	10
ADVENTIST HEALTH SYSTEM FLORIDA DEPT OF HEALTH		6	4	40%	10
VITALANT		1	9	90%	10
MINUTECLINIC DIAGNOSTIC OF TN, PC 374		6	4	40%	10
CBC LAB		3	7	70%	10
Maury Regional Hospital		6	4	40%	10
ONEIDA HEALTHCARE CENTER		8	2	20%	10
COVANCE CENTRAL LABORATORY			10	100%	10
ASSOCIATES MD CYPRESS CREEK			10	100%	10
MEDEXPRESS URGENT CARE - SEMINOLE SQUA		9	1	10%	10
NURSING PLUS OF BROWARD LLC		1	9	90%	10
VASCONCELLO COHEN MD PA		9	1	10%	10
Grand Villa of Deerfield Beach		8	2	20%	10
MEDEX REGIONAL LABORATORIES LLC		1	9	90%	10
MEYER PEDIATRICS CHTD		10			10
MEDEXPRESS URGENT CARE PARKERSBURG		8	2	20%	10
CONSULATE HEALTH CARE OF PENSACOLA			10	100%	10
KIDSVILLE PEDIATRICS			10	100%	10
BEAUMONT LABORATORY			10	100%	10
EMERALD COAST HOSPICE - CRESTVIEW		10			10
PLYMOUTH HARBOR INCORPORATED		9	1	10%	10
LAKE NONA MEDICAL SERVICES		3	7	70%	10
WEEMS MEMORIAL HOSPITAL		7	3	30%	10
SOMA MEDICAL CENTER # 4		2	8	80%	10
ISLAND COAST PEDIATRICS IN-HOUSE LAB		10			10
ILLINOIS DEPT OF PUBLIC HEALTH LAB - SPRINGFIELD			10	100%	10
NORTHSHORE UNIVERSITY HEALTHSYSTEM EVANSTON HOSPITAL LAB			9	100%	9
WESTCHESTER GENERAL HOSPITAL BLOOD GAS LAB			9	100%	9
MINUTE CLINIC LLC #1448		8	1	11%	9
CHEMISYS LABORATORIES		1	8	89%	9
RED MOUNTAIN DIAGNOSTICS		9			9
BITTINGS APOTHECARY INC		7	2	22%	9
SAMARITAN HOSPITAL LABORATORY		8	1	11%	9
CVS PHARMACY NO 274		9			9
MAIMONIDES MEDICAL CENTER		6	3	33%	9
OPTIMAL CARE PEDIATRICS			9	100%	9
LOREY ALF		9			9
MIDMICHIGAN MEDICAL CENTER			9	100%	9
BAPTIST HEALTH			9	100%	9
CLEVELAND TENNESSEE HOSPITAL COMPANY		8	1	11%	9
CHILDREN'S HEALTH CENTER INC.		7	2	22%	9
NIGHT OWL PEDIATRICS URGENT CARE			9	100%	9
GNT ASSOCIATES		8	1	11%	9
CROSSROADS URGENT CARE, PLLC		9			9
ADEPT INPATIENT MEDICAL SERVICES PC		9			9
BAYFRONT HEALTH ST PETERSBURG		8	1	11%	9
OMNI			9	100%	9

COVID-19: testing by laboratory

Data through Jan 30, 2021 verified as of Jan 31, 2021 at 09:25 AM

Data in this report are provisional and subject to change.

The numbers in the table below represent the number of Florida and non-Florida residents for whom test results were received by the Department of Health. A person can be tested by more than one laboratory and can have both positive and negative results. **Therefore, the sum of the numbers in each column will be larger than the total number of people tested.**

Reporting lab	Inconclusive	Negative	Positive	Percent positive	Total
COASTAL COMPLETE CARE		4	5	56%	9
MAINSTREET FAMILY CARE			9	100%	9
MEDEXPRESS URGENT CARE - WINCHESTER GATEWAY		7	2	22%	9
NORTHWEST FLORIDA COMMUNITY HOSPITAL LABORATORY		8	1	11%	9
HIGH TOWER ALF LLC		8	1	11%	9
RICHMOND UNIVERSITY MEDICAL CENTER		7	2	22%	9
MOLECULAR PATHOLOGY LABORATORY			9	100%	9
CLAYMED OF NORTH FLORIDA			9	100%	9
BUENA VIDA ESTATES			9	100%	9
MEDEXPRESS URGENT CARE-KATY		6	3	33%	9
PEDIATRIC HEALTH CARE ALLIANCE			9	100%	9
AMERICAN HEALTH ASSOCIATES INC		1	8	89%	9
CARENOW URGENT CARE-MT JULIET		8	1	11%	9
ALACHUA			9	100%	9
MINUTECLINIC DIAGNOSTIC OF LOUISIANA		8	1	11%	9
MICHIGAN DEPARTMENT OF COMMUNITY HEALTH		1	8	89%	9
WADSWORTH CENTER - DAVID AXELROD INSTITUTE		8	1	11%	9
WINDSOR OF GAINESVILLE		9			9
FLORIDA MEDICAL CLINIC - MULTI SPECIALTY CAMPUS		2	7	78%	9
TMH PHYSICIAN PARTNERS - MONTICELLO		8	1	11%	9
BAYONET POINT HOSPITAL			9	100%	9
CVS MINUTE CLINIC DIAGNOSTIC MED GRP OF CA		9			9
Manor Care of Dunedin		6	3	33%	9
ST ANTHONY'S HOSP PATIENT CARE SERVICE			9	100%	9
RIVERWOOD CENTER,THE			9	100%	9
MEDEXPRESS URGENT CARE- MARYLAND		8	1	11%	9
FAMILY PRACTICE OF DAVIE INC			9	100%	9
NATURE COAST REGIONAL MEDICAL CENTER			9	100%	9
HOPE HEALTHCARE		9			9
SHERMAN-ABRAMS LABORATORY INC		8	1	11%	9
NATIONAL GENETICS INST LABCORP		4	5	56%	9
LPG PEDIATRICS AT PAGE FIELD		9			9
BAY COUNTY HEALTH DEPARTMENT		9			9
Consulate Health Care of Brandon		7	2	22%	9
ORLANDO CLINICAL RESEARCH CENTER		8	1	11%	9
ADVENT HEALTH - FOUR CORNERS ER		8	1	11%	9
CVS MINUTE CLINIC DIAGNOSTIC OF WISCONSIN		9			9
PBC FIREFIGHTER BENEFIT FUND WELLNESS CENTER		1	8	89%	9
NEMOURS CHILDREN'S PRIMARY CARE VERO BEACH			9	100%	9
THE VILLAGES HEALTH		5	4	44%	9
ORLANDO FAMILY MEDICINE		2	7	78%	9
LAKE NONA MEDICAL SERVICE LLC		9			9
CVS MINUTE CLINIC DIAGNOSTIC PA		7	2	22%	9
PATEL MEDICAL VENTURES		8	1	11%	9
GCPM MANUAL MICROBIOLOGY		1	8	89%	9
ANY LAB TEST NOW INC			9	100%	9
MOBILE RESPONSE DIAGNOSTICS LLC		8	1	11%	9

COVID-19: testing by laboratory

Data through Jan 30, 2021 verified as of Jan 31, 2021 at 09:25 AM

Data in this report are provisional and subject to change.

The numbers in the table below represent the number of Florida and non-Florida residents for whom test results were received by the Department of Health. A person can be tested by more than one laboratory and can have both positive and negative results. **Therefore, the sum of the numbers in each column will be larger than the total number of people tested.**

Reporting lab	Inconclusive	Negative	Positive	Percent positive	Total
VILLAGE PLACE HEALTH AND REHAB		9			9
BLOCK NATION CHASE		4	5	56%	9
HEALTHWORKS MED GROUP OF FLORIDA PA		4	5	56%	9
RIVERSIDE MEDICAL GROUP		8	1	11%	9
AZALEA HEALTH		2	7	78%	9
UNAVAILABLE/UNKNOWN/NO INFORMATION FOUND			9	100%	9
RHODE ISLAND DEPARTMENT OF HEALTH			9	100%	9
YORKVILLE PEDIATRIC URGENT CARE		9			9
SURGERY CENTER OF CORAL GABLES LLC,THE		8	1	11%	9
LAKEVIEW HEALTH SYSTEMS			9	100%	9
PERSONAL PEDIATRICS PA		7	2	22%	9
WINDSOR OF SAN PABLO, THE		6	3	33%	9
ORANGE PARK PEDIATRIC ASSOCIATES		1	8	89%	9
UNIVERSITY MEDICAL CENTER		8	1	11%	9
FLORIDA MEDICAL CLINIC IM MLK		9			9
PRIMARY CARE WALK IN CLINIC PLLC			9	100%	9
AVALON FAMILY RESORT ASSISTED LIVING LLC		9			9
COLLIER COUNTY JAIL		9			9
CVS HEALTH, #3396		9			9
PRECISION GENETICS			9	100%	9
Westchester General Hospital			9	100%	9
URGENT CARE & FAMILY PRACTICE CENTER			9	100%	9
PULSE & REMEDY LLC			9	100%	9
MONROE COUNTY HOSPITAL		6	3	33%	9
Signature Healthcare of Ormond		9			9
ROSECASTLE			9	100%	9
OUR HOME AT BEACON HILL			9	100%	9
IU HEALTH PATHOLOGY		1	7	88%	8
PALM BEACH COUNTY HEALTH DEPARTMENT LABORATORY			8	100%	8
EXECUTIVE MEDICAL SERVICES		8			8
ST CHARLES HOSPITAL LABORATORY		8			8
LANE PEDIATRICS PA			8	100%	8
MONTEFIORE MEDICAL CENTER LABORATORIES - WEILER		6	2	25%	8
BEAUMONT EMERGENCY CENTER			8	100%	8
ORMOND BEACH CENTRA CARE			8	100%	8
ST JOSEPHS HOSPITAL SOUTH HOSPITAL			8	100%	8
HARBORCHASE OF DR PHILLIPS		7	1	13%	8
FORT PIERCE FAMILY CARE INC		3	5	63%	8
BENSONHURST URGENT CARE		8			8
FLORIDA HEART AND VASCULAR MULTISPECIALTY GROUP		8			8
EMERGENCY MEDICAL CENTER		3	5	63%	8
Sunset Lake Health and Rehabilitation Center		8			8
GENE STREET LABORATORIES, LLC		6	2	25%	8
GENEUS DIAGNOSTICS			8	100%	8
PUTNAM FAMILY CARE INC		3	5	63%	8
URGENT MEDICAL CENTER INC		2	6	75%	8
DAVID LAWRENCE CENTER INC		7	1	13%	8

COVID-19: testing by laboratory

Data through Jan 30, 2021 verified as of Jan 31, 2021 at 09:25 AM

Data in this report are provisional and subject to change.

The numbers in the table below represent the number of Florida and non-Florida residents for whom test results were received by the Department of Health. A person can be tested by more than one laboratory and can have both positive and negative results. **Therefore, the sum of the numbers in each column will be larger than the total number of people tested.**

Reporting lab	Inconclusive	Negative	Positive	Percent positive	Total
MEDEXPRESS URGENT CARE - SALEM		4	4	50%	8
PALM BEACH CDH - DELRAY BEACH			8	100%	8
ARCHBOLD MEMORIAL HOSPITAL/LAB		3	5	63%	8
ST. JOSEPH HOSPITAL AND HEALTH CARE INC.			8	100%	8
MEDEXPRESS URGENT CARE - CHRISTIANBURG		7	1	13%	8
FAMILY MEDICINE OF WESTON LLC			8	100%	8
MINUTE CLINIC LLC #5733		8			8
FLORIDA HOSPITAL PHYSICIAN GROUP		3	5	63%	8
MEDEXPRESS URGENT CARE-LATROBE		8			8
ALLINA HEALTH - ABBOTT NORTHWESTERN HOSPITAL		5	3	38%	8
CIGNA ONSITE HEALTH LLC		2	6	75%	8
LUXOR SCIENTIFIC LLC		1	7	88%	8
SYLVESTER AT PLANTATION LABORATORY		7	1	13%	8
ST JUDE LABORATORIES		6	2	25%	8
VETERANS AFFAIRS MEDICAL CENTER - OUTPATIENT			8	100%	8
MINUTECLINIC DIAGNOSTIC OF TN PC #6415		7	1	13%	8
BRENNITY AT VERO BEACH, THE			8	100%	8
DOH-TAMPA BRANCH LABORATORY (MLK BLVD)		4	4	50%	8
BROOKDALE CITRUS			8	100%	8
MAGNOLIA PEDIATRICS GROUP LLC			8	100%	8
GULF COAST MEDICAL GROUP		2	6	75%	8
AFC URGENT CARE - CEDAR GROVE		8			8
STERLING HOUSE OF WINTER HAVEN		5	3	38%	8
CHILDREN'S HEALTHCARE OF ATLANTA/EGLESTON		8			8
INTERNAL MEDICINE ASSOCIATES OF JACKSON HOSPITAL			8	100%	8
MONTEFIORE MEDICAL CENTER LABORATORIES - NORTH		8			8
GUIDEWELL EMERGENCY MEDICINE DOCTORS LLC		2	6	75%	8
NITIN BAWA PROFESSIONAL ASSOCIATES			8	100%	8
RUSSELL MEDICAL CENTER		7	1	13%	8
MEDEXPRESS URGENT CARE - WASHINGTON		6	2	25%	8
THE MARY IMOGENE BASSETT HOSPITAL		8			8
HUNTINGTON VILLAGE URGENT CARE		8			8
MID-HUDSON VALLEY DIVISION OF WESTCHESTER MEDICAL		8			8
PENSACOLA CLUSTER			8	100%	8
MEDEXPRESS URGENT CARE, BUTLER		5	3	38%	8
THOMAS JEFFERSON UNIVERSITY HOSPITAL		4	4	50%	8
CIAN DIAGNOSTICS			8	100%	8
JOHN W NORRIS III MD PA			8	100%	8
CONSULATE HEALTH CARE		7	1	13%	8
ALACHUA COUNTY HEALTH DEPARTMENT		1	7	88%	8
ORLANDO HEALTH PHYSICIAN ASSOCIATES		4	4	50%	8
CVS MINUTE CLINIC, LLC		6	2	25%	8
FLORIDA CLINICAL LAB		1	7	88%	8
SURGOINSVILLE PHARMACY		8			8
KESHAV RX LLC		7	1	13%	8
BARTON PARKER OD PC		8			8
RIVERVIEW REGIONAL MEDICAL CENTER		6	2	25%	8

COVID-19: testing by laboratory

Data through Jan 30, 2021 verified as of Jan 31, 2021 at 09:25 AM

Data in this report are provisional and subject to change.

The numbers in the table below represent the number of Florida and non-Florida residents for whom test results were received by the Department of Health. A person can be tested by more than one laboratory and can have both positive and negative results. **Therefore, the sum of the numbers in each column will be larger than the total number of people tested.**

Reporting lab	Inconclusive	Negative	Positive	Percent positive	Total
BAPTIST OUTPATIENT			8	100%	8
VIGILINT HEALTHCARE		5	3	38%	8
DORAL URGENT CARE			8	100%	8
COLLIER BLVD HMA PHYSICIAN MANAGEMENT,, LLC			8	100%	8
HEALTHMARK REGIONAL HOSPITAL LAB		4	4	50%	8
PASSPORT HEALTH OF TAMPA BAY		8			8
MEDICANA NURSING AND REHAB CENTER			8	100%	8
MINUTECLINIC DIAGNOSTIC OF TN PC #320		7	1	13%	8
ROBERT WOOD JOHNSON HOSPITAL		7	1	13%	8
WATERFORD AT CREEKSIDE, THE			8	100%	8
WELLIGENT		1	7	88%	8
CARROLL GARDENS URGENT CARE		8			8
LAKE CO SCHOOLS EMPLOYEE HEALTH & WELLNESS CENTER	1	6	1	13%	8
MEDEXPRESS URGENT CARE - PANTOPS		7	1	13%	8
FOUNTAINVIEW BY FIVE STAR QUALITY CARE		7	1	13%	8
METHODIST HOSPITAL			8	100%	8
GOLISANO CHILDREN'S HOSPITAL OF SOUTHWEST FLORIDA		6	2	25%	8
BLOOMING GARDENS OF CARE INC		8			8
LIFE CARE CITRUS COUNTY			8	100%	8
URGENT TEAM MANAGEMENT OF TENNESSEE		7	1	13%	8
MAIN STREET MEDICAL CENTER OF CRESTVIEW PA		1	7	88%	8
WILTON MANORS HEALTH & REHABILITATION CENTER			8	100%	8
ADVENTHEALTH MEDICAL GROUP PEDIATRICS AT		2	6	75%	8
HEALTHPARK MEDICAL CTR NURSING SVC		8			8
SOMA MEDICAL CENTER, PA #4 FLORIDA MANGO			8	100%	8
THE WOLFF CENTER FOR CHILD & ADOLESCENT HEALTH			8	100%	8
FAST PACE MEDICAL CLINIC PLLC		6	2	25%	8
HOLY NAME MEDICAL CENTER	1	6	1	13%	8
ENT AND ALLERGY ASSOCIATES OF FLORIDA LLC		7	1	13%	8
DEPARTMENT OF HEALTH- CITRUS COUNTY		1	7	88%	8
MINUTECLINIC DIAGNOSTIC OF NEW MEXICO		8			8
X-GENE MOLECULAR LABS		1	7	88%	8
MINUTE CLINIC DIAGNOSTIC OF VIRGINIA, LLC		8			8
WHITE SANDS OUTPATIENT SERVICES (WSOP SERVICES LLC		8			8
LIFE'S SPECIAL MOMENTS INC		8			8
ASHRAF MEDICAL GROUP PLLC DBA PULSE M		7	1	13%	8
MINUTECLINIC DIAGNOSTIC OF TN PC #6435		8			8
ATLANTIC CONSOLIDATED LABORATORY		8			8
SARASOTA - ROBERT L TAYLOR COMMUNITY CENTER□		1	7	88%	8
HUNTINGTON URGENT CARE		8			8
ST CLOUD PHYSICIAN MANAGMENT LLC		7	1	13%	8
CLINIC OF PEDIATRICS & GI MEDICINE INC			8	100%	8
FLORIDA HOSPITAL WINTER PARK		7	1	13%	8
PUTNAM COUNTY EMERGENCY RESCUE SERVICE		5	3	38%	8
FHCP-ORANGE CITY			8	100%	8
DOCTOR'S IN HOUSE LAB			8	100%	8
MEDEXPRESS URGENT CARE - MONROE		8			8

COVID-19: testing by laboratory

Data through Jan 30, 2021 verified as of Jan 31, 2021 at 09:25 AM

Data in this report are provisional and subject to change.

The numbers in the table below represent the number of Florida and non-Florida residents for whom test results were received by the Department of Health. A person can be tested by more than one laboratory and can have both positive and negative results. **Therefore, the sum of the numbers in each column will be larger than the total number of people tested.**

Reporting lab	Inconclusive	Negative	Positive	Percent positive	Total
PRIMARY CARE SPECIALISTS OF ORLANDO LLC		6	2	25%	8
MINUTECLINIC DIAGNOSTIC OF TN, PC 6438		6	2	25%	8
FLORIDA MENTOR		7	1	13%	8
JX REF LAB			8	100%	8
MEDEXPRESS URGENT CARE - BENTON HARBOR		8			8
MINUTE CLINIC DIAGNOSTIC OF SC, LLC #42		7	1	13%	8
PALM BAY FAMILY PRACTICE		4	4	50%	8
SIDDH INC DBA SAN CARLOS PHARMACY		6	2	25%	8
MEDEXPRESS URGENT CARE MONACA		8			8
JOHNS HOPKINS MEDICAL LABORATORIES		1	7	88%	8
CVS NC187POCT CHARLOTTE		8			8
DOCTOR'S IN-HOUSE LAB/COMMUNITY HEALTH CENTERS OF PINELLAS – CLEARWATE			8	100%	8
CVS MINUTE CLINIC DIAGNOSTIC OF TEXAS, LLC		8			8
CCS - JOSEPH V CONTE		8			8
COLLIER COUNTY HEALTH DEPT.		4	4	50%	8
ST VINCENT'S ST CLAIR		4	3	43%	7
PBC FOUND CARE INC			7	100%	7
MINUTECLINIC DIAGNOSTIC OF TN PC #386		7			7
FLORIDA HOSPITAL KISSIMMEE		4	3	43%	7
MEDEXPRESS URGENT CARE-DUBOIS		7			7
BERRYHILL MANOR		7			7
CARENOW URGENT CARE-MADISON		7			7
MIAMI BEACH MEDICAL GROUP			7	100%	7
MEDEXPRESS ELKINS		7			7
BROOKDALE LAKE ORIENTA			7	100%	7
FLORIDA CANCER SPECIALISTS & RESEARCH INSTITUTE		6	1	14%	7
A LILIKO'I PHARMACY LLC		7			7
VERMONT DEPARTMENT OF HEALTH		1	6	86%	7
COMMUNITY HEALTH OF SOUTH FLORIDA			7	100%	7
MINUTECLINIC DIAGNOSTIC OF LOUISIANA,		6	1	14%	7
HEALTH NETWORK LABORATORIES		6	1	14%	7
SEA LEVEL LABS			7	100%	7
GENTRY PARK ORLANDO ASSISTED LIVING		6	1	14%	7
MEDEXPRESS URGENT CARE - FAYETTEVILLE		5	2	29%	7
KEYSTONE PLACE AT NAPLES PRESERVE		4	3	43%	7
KANSAS DEPARTMENT OF HEALTH		2	5	71%	7
NEWPATH DIAGNOSTICS		4	3	43%	7
CARENOW URGENT CARE-GREEN HILLS		7			7
MEDEXPRESS URGENT CARE, JOHNSTOWN		6	1	14%	7
LYNMOORE,THE		7			7
MINUTECLINIC DIAGNOSTIC OF MINNESOTA		7			7
MINUTECLINIC DIAGNOSTIC OF OKLAHOMA		5	2	29%	7
PALM BAY URGENT CARE PL		1	6	86%	7
MINUTECLINIC DIAGNOSTIC OF NORTH		7			7
TRUE HEALTH		5	2	29%	7
OPTUM SILVER LAKES			7	100%	7
LAB UNKNOW		6	1	14%	7

COVID-19: testing by laboratory

Data through Jan 30, 2021 verified as of Jan 31, 2021 at 09:25 AM

Data in this report are provisional and subject to change.

The numbers in the table below represent the number of Florida and non-Florida residents for whom test results were received by the Department of Health. A person can be tested by more than one laboratory and can have both positive and negative results. **Therefore, the sum of the numbers in each column will be larger than the total number of people tested.**

Reporting lab	Inconclusive	Negative	Positive	Percent positive	Total
SOUTH FLORIDA ENT ASSOCIATES, INC			7	100%	7
MEDEXPRESS URGENT CARE - BEECH GROVE		6	1	14%	7
ABBAY MANOR RETIREMENT RESIDENCE INC		7			7
AVON PARK PEDIATRICS			7	100%	7
NORTON HEALTHCARE			7	100%	7
INSPIRED LIVING AT PALM BAY		7			7
HEALTH CARE LABORATORY SERVICES		1	6	86%	7
MIAMI COMPREHENSIVE MEDICINE GROUP PA		4	3	43%	7
EMBRY-RIDDLE AERONAUTICAL UNIVERSITY HEALTH			7	100%	7
IGENEX INC		7			7
OCALA FAMILY MEDICAL CENTER		7			7
MEDEXPRESS URGENT CARE - MAPLE DRIVE		7			7
DEBARY HEALTH AND REHABILITATION CENTER		6	1	14%	7
MONTEFIORE NYACK HOSPITAL AFFILIATED LABORATORY		7			7
TRUE HEALTH DIAGNOSTICS		1	6	86%	7
FLORIDA MEDICAL CL ODOM TPA		4	3	43%	7
DALLAS COUNTY HEALTH AND HUMAN SERVICES			7	100%	7
DOCTORS CLINICAL LABORATORY, INC		5	2	29%	7
PASSPORT HEALTH			7	100%	7
Floralia Health and Rehabilitation, LLC		7			7
BIGGERS FAMILY MEDICINE PA		6	1	14%	7
KEY TRAINING CENTER			7	100%	7
ILLINOIS DEPARTMENT OF PUBLIC HEALTH			7	100%	7
NORTHSIDE HOSPITAL		2	5	71%	7
MINUTECLINIC, LLC, DBA MINUTECLINIC #6106		5	2	29%	7
WILDLIGHT LAB			7	100%	7
BELLE GLADES HEALTH CLINIC			7	100%	7
MED TECH SERVICES OF PALM BEACH INC		7			7
MERCY HEALTH—MUSKEGON		6	1	14%	7
Parkside Villa		7			7
MEDICINE AT LONGWOOD		7			7
VIERA FAMILY MEDICINE AND WELLNESS		4	3	43%	7
BRADENTON PHYSICIANS MEDICAL CENTER			7	100%	7
NOVANT HEALTH INPATIENT CARE		2	5	71%	7
UNIVERSITY OF WASHINGTON MEDICAL CENTER			7	100%	7
CORAL LANDING ASSISTED LIVING		5	2	29%	7
WYOMING COUNTY COMMUNITY HOSPITAL LABORATORY		7			7
SOMA MEDICAL CENTER, P.A.			7	100%	7
SCHOOL OF PHARMACY AND PHARMACEUTICAL		7			7
MINUTE CLINIC		1	6	86%	7
DIAGNOSTIC CLINIC		6	1	14%	7
BAPTIST PEDIATRICS		6	1	14%	7
MINUTECLINIC DIAGNOSTIC OF TN, PC 4992		7			7
CVS MINUTE CLINIC DIAGNOSTIC OF VIRGINIA		7			7
PALM POINT BEHAVIORAL HEALTH		7			7
BAYFRONT MEDICAL			7	100%	7
ECLRS		2	5	71%	7

COVID-19: testing by laboratory

Data through Jan 30, 2021 verified as of Jan 31, 2021 at 09:25 AM

Data in this report are provisional and subject to change.

The numbers in the table below represent the number of Florida and non-Florida residents for whom test results were received by the Department of Health. A person can be tested by more than one laboratory and can have both positive and negative results. **Therefore, the sum of the numbers in each column will be larger than the total number of people tested.**

Reporting lab	Inconclusive	Negative	Positive	Percent positive	Total
ORLANDO MEDICAL CENTER PL			7	100%	7
FLORIDA STATE HOSPITAL CLINICAL LABORATORY		7			7
QUE		4	3	43%	7
FLORIDA CENTER FOR DERMATOLOGY LABORATORY			7	100%	7
CVS MINUTE CLINIC DIAGNOSTIC OF TEXAS,LLC		5	2	29%	7
Ocoee Health Care Center		7			7
RIVER OAKS TREATMENT CENTER			7	100%	7
MC DIAGNOSTIC OF CONNECTICUT, PC #1960		7			7
FLORIDA DIGESTIVE AND LIVER SPECIALIST		7			7
FLORIDA DEPARTMENT OF HEALTH WASHINGTON COUNTY		3	4	57%	7
BAYCARE MEDICAL GROUP		1	6	86%	7
Thermopolis Rehabilitation Wellness		7			7
JUPITER ISLAND PUBLIC SAFETY		5	2	29%	7
PEDIATRICS OF CENTRAL FLORIDA		5	2	29%	7
MORTON PLANT NORTH BAY HOSPITAL			7	100%	7
SOUTH COM HEALTH CLINIC, DEPT. OF THE ARMY		7			7
MULBERRY CARE CENTER		4	3	43%	7
Grand Villa of Clearwater		5	2	29%	7
KENDALL REGIONAL MEDICAL CNTR			7	100%	7
PENINSULA CARE AND REHABILITATION CENTER			7	100%	7
MAGNOLIA DIAGNOSTICS, LLC		3	4	57%	7
DOCTOR'S IN-HOUSE LAB/COMMUNITY HEALTH CENTERS OF PINELLAS –PINELLAS P			7	100%	7
HOLY GARDEN ALF, INC.		7			7
MINUTECLINIC, LLC #4230		6	1	14%	7
SOMA MEDICAL CENTER MD PA #7 PEDIATRICS			7	100%	7
LEE COUNTY HEALTH DEPARTMENT		4	3	43%	7
HNL LAB MEDICINE		5	2	29%	7
CVS PHARMACY #8800		5	2	29%	7
ADVANCED URGENT CARE CENTER			7	100%	7
HEARTLAND PEDIATRICS OF LAKE PLACID			7	100%	7
JACKSON CLINIC PA,THE		3	4	57%	7
CARESOUTH HHA HOLDINGS OF TALLAHASSEE LLC		7			7
VITAS HEALTHCARE CORPORATION OF FL			7	100%	7
NEW YORK PRESBYTERIAN - LOWER MANHATTAN		7			7
IRL MARKET LAB			7	100%	7
SUPERIOR RESIDENCES AT CALA HILLS		7			7
ALLEGRO - TAMPA	1	4	2	29%	7
KINDRED HOSPITAL OCALA		5	2	29%	7
Rosewood Healthcare and Rehabilitation Center		5	2	29%	7
LAWTON CHILES HEALTH CENTER		1	6	86%	7
UF HEALTH			7	100%	7
ROSEMONT GARDENS INC		7			7
ACCESS HOME HEALTH OF FLORIDA LLC		7			7
Grand Villa of Dunedin		1	6	86%	7
ADVANCED RESEARCH FOR HEALTH IMPROVEMENT		5	2	29%	7
COMMUNITY MEDICAL AND DENTAL CARE INC		7			7
MADISON COUNTY HEALTH DEPARTMENT		5	2	29%	7

COVID-19: testing by laboratory

Data through Jan 30, 2021 verified as of Jan 31, 2021 at 09:25 AM

Data in this report are provisional and subject to change.

The numbers in the table below represent the number of Florida and non-Florida residents for whom test results were received by the Department of Health. A person can be tested by more than one laboratory and can have both positive and negative results. **Therefore, the sum of the numbers in each column will be larger than the total number of people tested.**

Reporting lab	Inconclusive	Negative	Positive	Percent positive	Total
ST VINCENT'S URGENT CARE		6	1	14%	7
FHMG_FM AND IM AVALON PARK		2	5	71%	7
ST VINCENT'S CHILTON		5	2	29%	7
LEPE'S HOUSE			7	100%	7
MEDLABS DIAGNOSTICS		7			7
SONORA QUEST LABORATORIES			7	100%	7
COLLIER HMA PHYSICIAN MANAGEMENT, LLC			6	100%	6
ST LUKES ROOSEVELT LABORATORY		6			6
MINUTECLINIC, LLC #244		5	1	17%	6
ENIGMA DIAGNOSTIC, INC.			6	100%	6
THE PALMS REHABILITATION AND HEALTHCARE CENTER		5	1	17%	6
BOCA VIPEDIATRICS			6	100%	6
PARRISH HEALTH CENTER		5	1	17%	6
MINUTECLINIC DIAGNOSTIC OF TEXAS		5	1	17%	6
MEDEXPRESS URGENT CARE - MT LEBANON		4	2	33%	6
PATHGROUP LABS, LLC		4	2	33%	6
AVANTE AT ORMOND BEACH INC			6	100%	6
CLEARWATER PEDIATRIC CARE		1	5	83%	6
PEDIATRICS URGENT CARE, LLC			6	100%	6
ATMORE NURSING CENTER		5	1	17%	6
CARENOW URGENT CARE-DONELSON		4	2	33%	6
MINUTECLINIC DIAGNOSTIC OF PA, LLC (1036)		5	1	17%	6
GRACE WELLNESS CENTER LLC		5	1	17%	6
PALMETTO HEALTH ALLIANCE		3	3	50%	6
NORTH FLORIDA PEDIATRICS JASPER			6	100%	6
RICH STREET GROUP HOME			6	100%	6
BROWARD COUNTY HEALTH DEPT.			6	100%	6
URGENT TEAM - MUSCLE SHOALS		6			6
CAREWELL 301 - WARWICK			6	100%	6
VITAS HEALTH INC			6	100%	6
PENSACOLA PEDIATRICS MILTON			6	100%	6
CVS NC2357POCT HUNTERSVILLE		5	1	17%	6
CVS MINUTE CLINIC DIAGNOSTIC MED GRP OF SAN		4	2	33%	6
BAYCARE ALLIANT HOSPITAL			6	100%	6
BROOKDALE CLERMONT			6	100%	6
Nashville Central Laboratory		6			6
TEXAS MEDCLINIC			6	100%	6
THE CLINIC PREMISE HEALTH			6	100%	6
FLORIDA HOSPITAL APOPKA		5	1	17%	6
MANATEE PEDIATRICS			6	100%	6
WESTPAC LABS INC			6	100%	6
CONCENTRA			6	100%	6
EL PARAISO HOME INC		6			6
OSWEGO HOSPITAL LABORATORY		6			6
TERRACINA LLC		1	5	83%	6
BRILLIANCE ASSISTED LIVING			6	100%	6
MINUTECLINIC DIAGNOSTIC OF TN PC #5671		3	3	50%	6

COVID-19: testing by laboratory

Data through Jan 30, 2021 verified as of Jan 31, 2021 at 09:25 AM

Data in this report are provisional and subject to change.

The numbers in the table below represent the number of Florida and non-Florida residents for whom test results were received by the Department of Health. A person can be tested by more than one laboratory and can have both positive and negative results. **Therefore, the sum of the numbers in each column will be larger than the total number of people tested.**

Reporting lab	Inconclusive	Negative	Positive	Percent positive	Total
MEDEXPRESS URGENT CARE - STAUNTON		2	4	67%	6
OCEAN REEF MEDICAL CENTER, LLC			6	100%	6
CVS MINUTE CLINIC DIAGNOSTIC		5	1	17%	6
PENN MEDICINE PRINCETON MEDICAL CENTER		6			6
ARLINGTON OF NAPLES		6			6
FLORIDA MEDICAL SPECIALISTS		2	4	67%	6
SOUTHEASTERN DERMATOLOGY GROUP PA		5	1	17%	6
Florida Clinical Laboratory		1	5	83%	6
BETH ISRAEL DEACONESS MEDICAL CENTER			6	100%	6
MINUTECLINIC DIAGNOSTIC OF NEW JERSEY, LLC # 7069		6			6
CHILDREN'S HOSPITAL OF PHILADELPHIA		5	1	17%	6
CARENOW URGENT CARE-SOUTHLAKE			6	100%	6
PROHEALTH MED		1	5	83%	6
MEDEXPRESS URGENT CARE - SWANSEA, N ILLINOIS ST		5	1	17%	6
JERSEY SHORE MEDICAL CENTER		6			6
UNILAB OF DADE INC			6	100%	6
CAMELLIA AT DEERWOOD		2	4	67%	6
LONGWOOD PEDIATRICS LLC			6	100%	6
MINUTECLINIC DIAGNOSTIC OF SC, LLC #2		5	1	17%	6
OPTUM PRIMARY CARE - FOUNTAIN OAKS		2	4	67%	6
FHPG_EXP CARE W HILLSBOROUGH			6	100%	6
MEDEXPRESS URGENT CARE - HOT SPRINGS		6			6
CAPITAL HEALTH PLAN LABORATORIES			6	100%	6
CARE ATC - CITY OF BOYNTON BEACH		2	4	67%	6
MEDEXPRESS URGENT CARE - ELM GROVE		5	1	17%	6
NOT INDICATED		1	5	83%	6
TAMIAMI LAB MILLENIUM			6	100%	6
NORTHDALE REHABILITATION CENTER			6	100%	6
MINUTECLINIC DIAGNOSTICS OF IND, LLC		6			6
PR HEALTH		1	5	83%	6
CVS MINUTE CLINIC DIAGNOSTIC OF NEW JERSEY		6			6
ST JOSEPH WOMENS HOSPITAL			6	100%	6
FIRST COAST CARDIOVASCULAR INSTITUTE PA			6	100%	6
PRESBYTERIAN HOME		6			6
MINUTE-CLINIC DIAGNOSTIC OF VIRGINIA		5	1	17%	6
THE VILLAGES REGIONAL HOSPITAL FREESTANDING		3	3	50%	6
JOHNS HOPKINS ALL CHILDRENS			6	100%	6
UNILAB		2	4	67%	6
SAINT PETER'S UNIVERSITY HOSPITAL		6			6
GRAND VILLA OF ENGLEWOOD		2	4	67%	6
CITYMD		1	5	83%	6
Fouraker Hills Rehab and Nursing			6	100%	6
XPRESS URGENT CARE LLC		6			6
YAZJI PEDIATRIC CARE LLC DBA TUKA PEDIATRICS			6	100%	6
CAPRONA GROUP HOME			6	100%	6
MEDEXPRESS URGENT CARE - MIDLOTHIAN		6			6
MEDEXPRESS URGENT CARE-PITTSFIELD		6			6

COVID-19: testing by laboratory

Data through Jan 30, 2021 verified as of Jan 31, 2021 at 09:25 AM

Data in this report are provisional and subject to change.

The numbers in the table below represent the number of Florida and non-Florida residents for whom test results were received by the Department of Health. A person can be tested by more than one laboratory and can have both positive and negative results. **Therefore, the sum of the numbers in each column will be larger than the total number of people tested.**

Reporting lab	Inconclusive	Negative	Positive	Percent positive	Total
MINUTECLINIC DIAGNOSTIC OF TN PC #242		4	2	33%	6
PUBLIC HEALTH LAB		6			6
MIAMI BEACH COMMUNITY HEALTH CENTER INC			6	100%	6
PANCARE HEALTH - HOSFORD SCHOOL			6	100%	6
WATAUGA MEDICAL CENTER		4	2	33%	6
Northwell Lab		2	4	67%	6
ADVENTHEALTH MEDICAL GROUP MULTISPECIALTY			6	100%	6
MINUTECLINIC DIAGNOSTIC OF RHODE ISLAND		4	2	33%	6
AMERICAN EAGLE LEESBURG AL LLC DBA VISTA LAKE			6	100%	6
CAPE CORAL URGENT CARE		3	3	50%	6
SUFFRIDGE DRIVE GROUP HOME		6			6
MINUTECLINIC, LLC #05038		6			6
MINUTECLINIC, LLC, #4160		3	3	50%	6
MINUTECLINIC, LLC, MINUTECLINIC #7637		4	2	33%	6
LUMADOC HEALTH		4	2	33%	6
CURATIVE CARE CENTER INC		1	5	83%	6
MEDEXPRESS URGENT CARE - RICHMOND, NINE MILE RD		5	1	17%	6
MINUTECLINIC DIAGNOSTIC OF GEORGIA, LL		5	1	17%	6
GENETIC TECHNOLOGICAL INNOVATIONS			6	100%	6
GRACE REHABILITATION CENTER OF VERO BEACH		4	2	33%	6
DYNAMIC HEALTH CENTERS INC		2	4	67%	6
URGENT CARE OF NEW YORK		6			6
INTERNAL MEDICINE LIPID AND WELNNESS PRACTICE			6	100%	6
PARTNERS PHARMACY OF FLORIDA LLC		6			6
THE WINDSOR OF OCALA		2	4	67%	6
LOUISIANA DEPT OF HEALTH			6	100%	6
MEDICAL CENTER AT OCEAN REEF		1	5	83%	6
MIAMI RESCUE MISSION CLINIC INC			6	100%	6
DR PHILLIPS MEDICAL WELLNESS CENTER		6			6
ST. CLOUD PHARMACY AND WELLNESS CENTER		3	3	50%	6
GLEN FALLS HOSPITAL DEPARTMENT OF PATHOLOGY		6			6
NORTHERN DUTCHESS HOSPITAL LABORATORY		5	1	17%	6
ORLANDO FAMILY MEDICAL INC		6			6
SOUTHEASTERN PEDIATRIC ASSOCIATES			6	100%	6
CITRUS CARE CLINIC			6	100%	6
CITIZENS BAPTIST MEDICAL CENTERS LAB		5	1	17%	6
TIMBER CREEK PEDIATRICS		6			6
ADVENT HEALTH APOPKA		2	4	67%	6
DOH JACKSONVILLE CENTRAL LABORATORY		3	3	50%	6
MEDI STATION			6	100%	6
MC DIAGNOSTIC OF CONNECTICUT , PC # 3		4	2	33%	6
BOCA BIOLISTICS LLC			6	100%	6
SENIOR LIVING IV SUN CITY LLC		5	1	17%	6
VIBRANT AMERICA		4	2	33%	6
SIMEDHEALTH LLC		2	4	67%	6
FAMILY MEDICINE MEDICAL DRIVE		6			6
MINUTECLINIC DIAGNOSTIC OF NORTH CAROLINA, PC		5	1	17%	6

COVID-19: testing by laboratory

Data through Jan 30, 2021 verified as of Jan 31, 2021 at 09:25 AM

Data in this report are provisional and subject to change.

The numbers in the table below represent the number of Florida and non-Florida residents for whom test results were received by the Department of Health. A person can be tested by more than one laboratory and can have both positive and negative results. **Therefore, the sum of the numbers in each column will be larger than the total number of people tested.**

Reporting lab	Inconclusive	Negative	Positive	Percent positive	Total
UT MEMPHIS UNIVERSITY HEALTH SERVICES			6	100%	6
MEDEXPRESS URGENT CARE - BATTLE CREEK		4	2	33%	6
QUICK CARE MED WALK IN AND URGENT CARE			6	100%	6
AMERICAN HOUSE FORT MYERS		6			6
BROWARD TRANSITIONAL CENTER			6	100%	6
PALMS, THE		6			6
Conway Lakes Health and Rehabilitation Center		6			6
CVS MINUTE CLINIC DIAGNOSTIC OF TN #6044		6			6
MERCY COLLEGE HEALTH OFFICE		6			6
FLORIDA SCHOOL FOR THE DEAF AND THE BLIND			6	100%	6
MEDEXPRESS URGENT CARE-PETERS TWP		5	1	17%	6
ASCENSION ST VINCENT'S CLAY COUNTY			6	100%	6
TAMPA URGENT CARE			6	100%	6
AARK LABORATORY		6			6
CVS MO8590POCT KANSAS CITY		2	4	67%	6
OKLAHOMA STATE DEPARTMENT OF HEALTH-PUBLIC HEALTH LABORATORY			6	100%	6
FLORIDA WOMAN CARE LABORATORY			6	100%	6
ETHOS LABORATORIES		6			6
MINUTECLINIC INCORPORATE, LLC		4	2	33%	6
LAKE CONWAY URGENT CARE LLC		2	4	67%	6
NORTHEAST ALABAMA REGIONAL MEDICAL CENTER		3	3	50%	6
RIVER CITY PRIMARY AND URGENT CARE			6	100%	6
VAIL VALLEY MEDICAL CENTER			5	100%	5
DOCTORS EXPRESS OF ST PETERSBURG			5	100%	5
DR. PHILLIPS MEDICAL WELLNESS CENTER		3	2	40%	5
MINUTE CLINIC LLC #2775		5			5
CVS MINUTE CLINIC DIAG OF IND LLC #5206		4	1	20%	5
HAVEN HOSPICE IN CHIEFLAND			5	100%	5
PEDIATRICS OF CENTRAL FLORIDA - POINCIANA		3	2	40%	5
KETTERING HEALTH			5	100%	5
MEDEXPRESS URGENT CARE - HUNTINGTON WE		5			5
COOPER HOSPITAL/UNIVERSITY MEDICAL		5			5
AMERICAN MEDICAL RESPONSE - DENVER		2	3	60%	5
UNIVERSITY OF MIAMI MILLER SCHOOL OF MEDICINE			5	100%	5
MINUTECLINIC DIAGNOSTIC OF NEW JERSEY,		5			5
KEYSTONE REHABILITATION AND HEALTH CENTER		1	4	80%	5
WOODHULL MEDICAL AND MENTAL HEALTH CTR		5			5
LABS PLUS LLC		5			5
UHEALTH UNIVERSITY OF MIAMI			5	100%	5
COLUMBIA MEMORIAL HOSPITAL LABORATORY		5			5
MINUTECLINIC MINUTECLINIC #4977		3	2	40%	5
Enterprise Health and Rehabilitation Center		5			5
MINUTECLINIC, LLC #1586		3	2	40%	5
BROWNE MEDICAL		5			5
MINUTECLINIC DIAGNOSTIC OF PENNSYLVANIA, LLD #1545		5			5
EP LTC PHARMACY		4	1	20%	5
BAPTIST HEALTH - TOWN CENTER			5	100%	5

COVID-19: testing by laboratory

Data through Jan 30, 2021 verified as of Jan 31, 2021 at 09:25 AM

Data in this report are provisional and subject to change.

The numbers in the table below represent the number of Florida and non-Florida residents for whom test results were received by the Department of Health. A person can be tested by more than one laboratory and can have both positive and negative results. **Therefore, the sum of the numbers in each column will be larger than the total number of people tested.**

Reporting lab	Inconclusive	Negative	Positive	Percent positive	Total
ST JOSEPHS CHILDRENS OUTREACH			5	100%	5
LAKE COUNTY DETENTION CENTER		3	2	40%	5
BRIDGE DIAGNOSTICS			5	100%	5
XRL SXF REF LAB		5			5
FLORIDA PREMIER MEDICAL CARE PA			5	100%	5
CDRX INFUSION			5	100%	5
LAKE MARY HEALTH AND REHABILITATION CENTER		1	4	80%	5
CVS TN5601POCT LENOIR CITY		5			5
MINUTE CLINIC LLC #5706		4	1	20%	5
FRESENIUS KIDNEY CARE DUNEDIN			5	100%	5
UCF STUDENT HEALTH SERVICES LABORATORY		2	3	60%	5
WHITE WILSON MEDICAL CENTER - FWB		1	4	80%	5
FINLAY		1	4	80%	5
MD NOW MEDICAL CENTER INC			5	100%	5
ST CLOUD COMPOUNDING PHARMACY & WELLNESS CENTER		5			5
CVS NC3516POCT WINSTON SALEM		5			5
CHAMPLAIN VALLEY PHYSICIANS HOSPITAL		3	2	40%	5
NORTH DADE NURSING AND REHABILITATION CENTER			5	100%	5
FLORIDA DEPARTMENT OF HEALTH - INVERNESS		3	2	40%	5
ATLANTIC COMMUNITY HIGH SCHOOL		4	1	20%	5
MEDEXPRESS URGENT CARE-MUNCIE		5			5
BAYSHORE POINTE NURSING AND REHAB CENTER			5	100%	5
INDIAN RIVER PRIMARY CARE PA		5			5
DANIEL M LIBBY MD PLLC		5			5
CLEVELAND CLINIC MARTIN HEALTH NURSING & RESTORATIVE		5			5
Army Residence Community		5			5
FLORIDA HOSPITAL LAKE MARY		5			5
PM PEDIATRICS OF SELDEN		3	2	40%	5
MEDEXPRESS URGENT CARE - GLENDALE		5			5
INTERNAL MEDICINE & PRIMARY CARE ASSOCIATES, PLC			5	100%	5
FLAGLER HEALTH SERVICES INC			5	100%	5
JUPITER ISLAND MEDICAL CLINIC INC		5			5
Avalon Healthcare and Rehabilitation Center			5	100%	5
WAKEMED		1	4	80%	5
GUTHRIE MEDICAL GROUP LABORATORIES		5			5
MEDEXPRESS URGENT CARE - STATE COLLEGE		4	1	20%	5
LONG ISLAND JEWISH FOREST HILLS HOSPITAL		5			5
RELIANT IMMUNE DIAGNOSTICS			5	100%	5
LAKE NONA PEDIATRICS IN ASSOCIATION WITH NEMOURS		5			5
UNIVERSITY OF CHICAGO MEDICAL CENTER LAB			5	100%	5
MINUTECLINIC MINUTECLINIC #8505		3	2	40%	5
BOROPARK URGENT CARE		4	1	20%	5
MINUTE CLINIC DIAGNOSTIC OF NORTH CAROLINA		5			5
JOHN T MATHER MEMORIAL HOSPITAL LABORATORY		5			5
MINUTECLINIC, LLC #03965		5			5
DOCS URGENT CARE		1	4	80%	5
MANATEE COUNTY JAIL		4	1	20%	5

COVID-19: testing by laboratory

Data through Jan 30, 2021 verified as of Jan 31, 2021 at 09:25 AM

Data in this report are provisional and subject to change.

The numbers in the table below represent the number of Florida and non-Florida residents for whom test results were received by the Department of Health. A person can be tested by more than one laboratory and can have both positive and negative results. **Therefore, the sum of the numbers in each column will be larger than the total number of people tested.**

Reporting lab	Inconclusive	Negative	Positive	Percent positive	Total
ORLANDO FAMILY PHYSICIANS			5	100%	5
URGENT CARE COASTAL GA			5	100%	5
URGENT CARE OF LONGWOOD			5	100%	5
DOTHAN WEST FAMILY MEDICINE		3	2	40%	5
UT SOUTHWESTERN MEDICAL CENTER			5	100%	5
WIREGRASS MEDICAL CENTER			5	100%	5
PHYSICIANS URGENT CARE BERRY FARMS		4	1	20%	5
TULLAHOMA HMA, LLC		4	1	20%	5
ST. LUCIE COUNTY HEALTH DEPARTMENT		4	1	20%	5
METROPOLITAN CHARITIES INC		4	1	20%	5
RIVERVIEW ALF OPERATOR LLC			5	100%	5
EASTCHESTER PEDIATRIC MEDICAL GROUP		5			5
HUNTERS CREEK PEDIATRICS		5			5
MEDEXPRESS URGENT CARE PORT HURON		4	1	20%	5
OMNICARE PHARMACY OFTEXAS 1, LP DBA OMNICARE		5			5
THE UNIVERSITY OF VERMONT MEDICAL CENTER		4	1	20%	5
GRAND VILLA OF ORMOND BEACH		3	2	40%	5
VENICE GREEN VILLAGE		3	2	40%	5
PATIENT FIRST - LEESBURG			5	100%	5
RAYMOND BASRI MD		5			5
ALPHADERA LABS, LLC			5	100%	5
MINUTECLINIC DIAGNOSTIC OF TN PC #442		4	1	20%	5
AVALON MEDICAL WALK IN CLINIC			5	100%	5
HOLLY HILL HOME INFUSION SERVICE		5			5
REHABILITATION CENTER AT JUPITER GARDENS		5			5
WALK-IN MEDICAL CARE			5	100%	5
Kennedy University Hospital		5			5
HILLSBOROUGH COUNTY HEALTH DEPARTMENT			5	100%	5
Lehigh Acres Health and Rehabilitation			5	100%	5
VICTORIAN MANOR			5	100%	5
NOVANT HEALTH UVA		2	3	60%	5
BLOOMINGDALE PEDIATRIC ASSOCIATES PA			5	100%	5
HENDRY REGIONAL CONVENIENT CARE CENTER			5	100%	5
ST. PETERSBURG PEDIATRICS			5	100%	5
RUSH UNIVERSITY MEDICAL CENTER LABORATORY			5	100%	5
PRECISION LABS LLC		2	3	60%	5
MC DIAGNOSTIC OF CONNECTICUT PC #459		5			5
CVA MINUTE CLINIC DIAGNOSTIC OF VIRGINIA, LLC		5			5
ALL CHILDREN'S HOSPITAL DEPT OF GENERAL PEDIATRICS			5	100%	5
MCR HEALTH LAWTON CHILES ADMINISTRATION STE A		1	4	80%	5
INNOVATIVE COVID-DIVERSEY			5	100%	5
TANNER MEDICAL CENTER EAST AL		5			5
AUGUSTA HEALTH			5	100%	5
NORTH PINELLAS CHILDRENS MEDICAL CENTER INC			5	100%	5
MINUTE-CLINIC DIAGNOSTIC OF VIRGINIA, LLC #794		5			5
RIO PINAR HEALTH CARE			5	100%	5
BROOKDALE NEW PORT RICHEY			5	100%	5

COVID-19: testing by laboratory

Data through Jan 30, 2021 verified as of Jan 31, 2021 at 09:25 AM

Data in this report are provisional and subject to change.

The numbers in the table below represent the number of Florida and non-Florida residents for whom test results were received by the Department of Health. A person can be tested by more than one laboratory and can have both positive and negative results. **Therefore, the sum of the numbers in each column will be larger than the total number of people tested.**

Reporting lab	Inconclusive	Negative	Positive	Percent positive	Total
MOUNT SINAI BROOKLYN LABORATORY		4	1	20%	5
NORTHPORT MEDICAL CENTER LAB		5			5
ST JOHNS BIOMEDICAL LAB		5			5
NELSON BIOLOGICAL			5	100%	5
MC DIAGNOSTIC OF CONNECTICUT, PC #1966		5			5
GRAND VILLA OF NEW PORT RICHEY		2	3	60%	5
SHEEPSHEAD BAY URGENT CARE		5			5
MINUTE CLINIC, LLC #1434		5			5
MEDEXPRESS URGENT CARE MURRYSVILLE		3	2	40%	5
PANCARE HEALTH - KATE SMITH ELEMENTARY		1	4	80%	5
AEL KNOXVILLE			5	100%	5
OPTUMCARE FLORIDA, LLC		3	2	40%	5
CYPRESS CREEK MEDICAL CENTER			5	100%	5
VIERA PEDIATRICS		1	4	80%	5
NIGHT LITE PEDIATRICS CENTER		1	4	80%	5
DIXIE COUNTY EMERGENCY SERVICES			5	100%	5
COPELAND MEDICAL CLINIC		3	2	40%	5
DEPARTMENT OF HEALTH AND HUMAN SERVICES LANSING			5	100%	5
WATERTOWN URGENT CARE PLLC		5			5
HEALTH AND WELLNESS CENTER			5	100%	5
SOUTHERN OCEAN MEDICAL CENTER		5			5
PENSACOLA PEDIATRICS PA - TIGER POINT			5	100%	5
EAST BANK HOSPITAL - UNIVERSITY OF MINNESOTA MEDICAL CENTER			5	100%	5
SANFORD PEDIATRIC ASSOCIATES, PA		3	2	40%	5
URGENT MED INC		3	2	40%	5
LABCORP UNSPECIFIED		5			5
APOLLO GARDENS RETIREMENT RESIDENCE CARE		5			5
CRESTWOOD MEDICAL CENTER		4	1	20%	5
PHYSICIANS FOR CHILDREN			5	100%	5
FRANCES WARDE MEDICAL LABORATORY		2	3	60%	5
MIAMI CANCER INSTITUTE			5	100%	5
FORSYTH HOUSE			5	100%	5
MAXHEALTH		4	1	20%	5
KENILWORTH CARE & REHABILITATION CENTER			5	100%	5
JOE DIMAGGIO CHILDREN'S HOSPITAL		1	4	80%	5
BETHESDA COMMUNITY HEALTH CENTER			5	100%	5
DICKSON MEDICAL ASSOCIATES PC PATH LAB		4	1	20%	5
CAREHERE LCS- EUSTIS			5	100%	5
DOTHAN PEDIATRIC CLINIC			5	100%	5
MINUTE-CLINIC DIAGNOSTIC OF VIRGINIA, LLC #2003		4	1	20%	5
MINUTECLINIC DIAG OF IND LLC #6998		4	1	20%	5
BEACH HOUSE		5			5
GRAND VILLA OF PINELLAS PARK		4	1	20%	5
COMMONS AT ORLANDO LUTHERAN TOWERS SNF			5	100%	5
URGENT TEAM - HUNTSVILLE		4	1	20%	5
UPMC HEALTH SYSTEM		4	1	20%	5
MARSHALL MEDICAL CENTER SOUTH LAB		4	1	20%	5

COVID-19: testing by laboratory

Data through Jan 30, 2021 verified as of Jan 31, 2021 at 09:25 AM

Data in this report are provisional and subject to change.

The numbers in the table below represent the number of Florida and non-Florida residents for whom test results were received by the Department of Health. A person can be tested by more than one laboratory and can have both positive and negative results. **Therefore, the sum of the numbers in each column will be larger than the total number of people tested.**

Reporting lab	Inconclusive	Negative	Positive	Percent positive	Total
OCCMED SOLUTIONS		2	3	60%	5
NEW HAMPSHIRE DEPARTMENT OF HEALTH AND HUMAN SERVICES		3	2	40%	5
NORTH SHORE HEMATOLOGY-ONCOLOGY ASSOCIATES, PC		5			5
INFECTION CONTROL/ EMPHEALTH		3	2	40%	5
MEDEXPRESS URGENT CARE-NESHANNOCK TWP		4	1	20%	5
MINUTECLINIC DIAGNOSTIC OF ILLINOIS LL		5			5
BAYSHORE LABORATORY		4	1	20%	5
NORTH FLORIDA MEDICAL CENTERS INC		1	4	80%	5
URGENT CARE OF ERWIN		5			5
GULF COAST VETERANS HCS PANAMA CITY OPC		5			5
LEE MEMORIAL HEALTH SYSTEM		2	3	60%	5
LAKEVIEW TERRACE HOME HEALTH SERVICES LLC			5	100%	5
NORTHSIDE HOSPITAL ATLANTA		3	2	40%	5
ELITE MD GROUP INC		1	4	80%	5
WEEMS MEDICAL CENTERS		2	3	60%	5
LIVING WATERS MEDICAL CENTER			5	100%	5
APEX HOME HEALTH CARE		4	1	20%	5
FRUITVILLE URGENT CARE			5	100%	5
EGL GENETICS DIAGNOSTICS			5	100%	5
CONCENTRA URGENT CARE		1	4	80%	5
MEDICAL CENTER OF BLOUNTSTOWN			5	100%	5
MINUTE CLINIC DIAGNOSTIC OF MICHIGAN PC		5			5
PHASE2 LABS	1	3	1	20%	5
SOUTH FLORIDA FAMILY HEALTH & RESEARCH CTR			5	100%	5
DELIVER MY MEDS CORP		5			5
ACCENTCARE		5			5
MEDEXPRESS URGENT CARE - WILLIAMSPORT		4	1	20%	5
MEDEXPRESS URGENT CARE - IRVING		5			5
FAMILY CARE MEDICAL CENTER			5	100%	5
QUINTON MEMORIAL HEALTH CARE CENTER		5			5
ADVANCED URGENT CARE OF MARATHON		1	4	80%	5
GREENVILLE MEMORIAL HOSPITAL LAB			5	100%	5
HAWTHORNE INN OF LAKELAND		5			5
WEST PACIFIC MEDICAL LABORATORY			5	100%	5
WESTMINSTER SHORES			5	100%	5
Life Care Center of Estero			5	100%	5
MINUTECLINIC DIAGNOSTIC OF ILLINOIS		4	1	20%	5
PM PEDIATRICS OF BAYSIDE PLLC		5			5
PEDIATRICS OF ALTAMONTE		5			5
CENTREX CLINICAL LABS INC		5			5
COVID RAPID LABS			5	100%	5
PREMIER FAMILY HEALTH PA			5	100%	5
REMISE OCCUPATIONAL HEALTH SOLUTIONS INC			5	100%	5
PEDIATRIC URGENT HEALTH CARE			5	100%	5
UW MEDICINE VIROLOGY LAB			5	100%	5
MEDEXPRESS URGENT CARE MORGANTOWN		5			5
EXPRESS CARE OF TAMPA BAY LLC		2	3	60%	5

COVID-19: testing by laboratory

Data through Jan 30, 2021 verified as of Jan 31, 2021 at 09:25 AM

Data in this report are provisional and subject to change.

The numbers in the table below represent the number of Florida and non-Florida residents for whom test results were received by the Department of Health. A person can be tested by more than one laboratory and can have both positive and negative results. **Therefore, the sum of the numbers in each column will be larger than the total number of people tested.**

Reporting lab	Inconclusive	Negative	Positive	Percent positive	Total
PUTNAM HOSPITAL CENTER LABORATORY		5			5
ELLIS HOSPITAL LABORATORY		5			5
KIMBERLY J HENDERSON MD PC		4	1	20%	5
ADVENTHEALTH CAR CENTER APOPKA			5	100%	5
MEDEXPRESS URGENT CARE - CLARKSBURG		5			5
SUTTER TRACY COMMUNITY HOSPITAL			5	100%	5
WHEELER LABORATORY		4	1	20%	5
MINUTE CLINIC DIAGNOSTIC OF SOUTH CAROLINA		4	1	20%	5
CVS CA9165POCT SAN DIEGO		5			5
STARLING AT NOCATEE			5	100%	5
FLORIDA CLINICAL LABORATORY - BIOREFERENCE LABORATORIES		2	3	60%	5
PRECISION DIAGNOSTICS INC - NJ		5			5
CVS SC7556POCT WEST COLUMBIA		5			5
CARL R DARNALL ARMY MEDICAL CENTER			5	100%	5
GUTHRIE MEDICAL GROUP - CORNING		3	1	25%	4
FISHERMEN'S HOSPITAL			4	100%	4
NEULIFE NEUROLOGICAL SERVICES LLC			4	100%	4
UNIVERSITY OF WASHINGTON MEDICAL CENTER (UWMC) EMERGENCY DEPT.			4	100%	4
UNIVERSITY OF MIAMI MILLER SCHOOL			4	100%	4
KENTUCKY CABINET FOR HEALTH AND FAMILY SERVICES			4	100%	4
MEDEXPRESS - NEWARK		4			4
PRL NYC PANDEMIC RESPONSE LAB			4	100%	4
IMMUNOGENOMICS LLC		1	3	75%	4
PANCARE HEALTH - PONCE DE LEON			4	100%	4
CELEBRATION PEDIATRICS			4	100%	4
Millennium Nursing & Rehab Center		4			4
MIAMI MEDICAL CONSULTANT PA			4	100%	4
MINUTECLINIC DIAG OF IND, LLC #2387		4			4
CELERION			4	100%	4
MINUTECLINIC, LLC #1470		4			4
ADVENTHEALTH MEDICAL GROUP PEDIATRIC & ADOLESCENT		3	1	25%	4
MEDEXPRESS URGENT CARE LAVALE		4			4
MINUTECLINIC, LLC, DBA MINUTECLINIC #6		4			4
NEMOURS CHILDREN'S CLINIC			4	100%	4
A & R RESEARCH GROUP			4	100%	4
PHYSICIANS IMMEDIATE CARE AURORA			4	100%	4
CARENOW URGENT CARE-HERMITAGE			4	100%	4
MEDEXPRESS URGENT CARE - CULPEPER		4			4
PRINCETON BMC LABORATORY		4			4
CVS MA2172POCT NORTH GRAFTON		4			4
SANDGATE GARDENS REHAB & NURSING CENTER		3	1	25%	4
PEACEHEALTH LABORATORIES		3	1	25%	4
PANCARE HEALTH YOUNGSTOWN			4	100%	4
BARTON MEMORIAL HOSPITAL		3	1	25%	4
FIFTH AVENUE PEDIATRICS		3	1	25%	4
MINUTECLINIC DIAGNOSTIC OF TN PC #643		2	2	50%	4
CVS MINUTE CLINIC, LLC #22		3	1	25%	4

COVID-19: testing by laboratory

Data through Jan 30, 2021 verified as of Jan 31, 2021 at 09:25 AM

Data in this report are provisional and subject to change.

The numbers in the table below represent the number of Florida and non-Florida residents for whom test results were received by the Department of Health. A person can be tested by more than one laboratory and can have both positive and negative results. **Therefore, the sum of the numbers in each column will be larger than the total number of people tested.**

Reporting lab	Inconclusive	Negative	Positive	Percent positive	Total
BENEVA LAKES HEALTHCARE & REHAB CENTER			4	100%	4
OCCUPATIONAL HEALTH CENTERS OF THE SOUTHWEST PA		3	1	25%	4
MEDEXPRESS URGENT CARE - MBURG COMMONS		4			4
MONTANA DEPARTMENT OF PUBLIC HEALTH & HUMAN SERVICES			4	100%	4
MINUTECLINIC DIAG OF IND, LLC #10190		4			4
MINUTECLINIC #2860		3	1	25%	4
MINUTECLINIC DIAGNOSTIC OF WISCONSIN, LLC		4			4
DIAGNOSTIC & MEDICAL SPECIALISTS OF GREENWICH		2	2	50%	4
BIG BEND HOSPICE INC		4			4
AURORA BAYCARE UROLOGY			4	100%	4
SANFORD SOUTH UNIVERSITY		4			4
ELITE CARE			4	100%	4
UNC HOSPITAL/MCLENDON CLINICAL LABORATORIES			4	100%	4
Walker BaptistMedCtr		3	1	25%	4
THE OASIS ALF		4			4
TRUE HEALTH- HOFFNER		3	1	25%	4
URGENT CARE - OCONEE		2	2	50%	4
HARBOUR ISLAND PEDIATRICS LLC			4	100%	4
WILSON PEDIATRICS			4	100%	4
ST. MARY'S HOSPITAL			4	100%	4
MAILBOX DIAGNOSTICS		2	2	50%	4
ENTRUST IMMEDIATE CARE			4	100%	4
CHILDREN'S MEDICAL GROUP		4			4
CLINICAL LABORATORIES OF THE BUFFALO		3	1	25%	4
TERENCE B MITCHELL MD, INC			4	100%	4
CVS NC5591POCT STATESVILLE		3	1	25%	4
MEMORIAL HEALTHCARE SYSTEM		1	3	75%	4
DERMATOLOGY SPECIALISTS OF FL - DR. JON WARD			4	100%	4
CAREWELL 202			4	100%	4
DIAGNOSTECHS		4			4
WALGREENS #07034		4			4
MEMORIAL HEALTH CARE SYSTEMS			4	100%	4
VIDANT MEDICAL CENTER			4	100%	4
POWERS PEDIATRICS			4	100%	4
FLORIDA CANCER SPECIALISTS AND RESEARCH		2	2	50%	4
ELITE MEDICAL CENTER			4	100%	4
HOME DOCS		2	2	50%	4
TARPON SPRINGS PEDIATRICS, LLC			4	100%	4
NU WAVE MEDICAL CENTER			4	100%	4
DYNACARE LABORATORIES			4	100%	4
Westminster Manor		3	1	25%	4
MEASE CONTINUING CARE		2	2	50%	4
ACCENT PHYSICIAN SPECIALISTS PA		4			4
CAPE COD HOSPITAL			4	100%	4
BIRMINGHAM VAMC		1	3	75%	4
MEDEXPRESS URGENT CARE - SOUTH PARKERSBURG		4			4
MEDEXPRESS URGENT CARE HUNTINGTON		4			4

COVID-19: testing by laboratory

Data through Jan 30, 2021 verified as of Jan 31, 2021 at 09:25 AM

Data in this report are provisional and subject to change.

The numbers in the table below represent the number of Florida and non-Florida residents for whom test results were received by the Department of Health. A person can be tested by more than one laboratory and can have both positive and negative results. **Therefore, the sum of the numbers in each column will be larger than the total number of people tested.**

Reporting lab	Inconclusive	Negative	Positive	Percent positive	Total
ALVARO J DANGOND MD PA		4			4
SCIENCE CARE			4	100%	4
PELICAN LANDING		1	3	75%	4
MCKENZIE-WILLAMETTE MEDICAL CENTER LAB		4			4
THE DOCTORS CENTER HEALTHCARE-SOUTHSIDE		1	3	75%	4
GENEVA GENERAL HOSPITAL LABORATORY		3	1	25%	4
Advanced Care Center			4	100%	4
TRIDENT BIOMETRICS		3	1	25%	4
AHC Decatur County		4			4
COURTYARD GARDENS OF BOYNTON BEACH, LLC		1	3	75%	4
MEDICINE SHOPPE #1306 THE		3	1	25%	4
MINUTECLINIC DIAGNOSTIC OF MAINE, LLC		2	2	50%	4
MINUTECLINIC DIAGNOSTIC MED GRP OF CA		3	1	25%	4
ORLANDO ORTHOPAEDIC OUTPATIENT SURGERY CENTER		1	3	75%	4
ARCPPOINT LABS OF FORT LAUDERDALE, FL CENTRAL		1	3	75%	4
State Lab Unspecifd			4	100%	4
CVS TX7821POCT LEAGUE CITY		4			4
PHYSICIANS QUALITY CARE			4	100%	4
CVS OH2543POCT CANFIELD		4			4
MEDEXPRESS URGENT CARE - TEAYS VALLEY		3	1	25%	4
DEPARTMENT OF HEALTH/ NEW YORK			4	100%	4
MINUTECLINIC DIAGNOSTIC OF NORTH CAROLINA PC #5341		3	1	25%	4
MINUTECLINIC LLC (1435)		4			4
COMPASSION PEDIATRICS			4	100%	4
FAMILY MEDICINE AT WATERMAN		4			4
CENTERPLACE HEALTH, INC			4	100%	4
CAYUGA COUNTY HEALTH DEPARTMENT		3	1	25%	4
DEPARTMENT OF HEALTH AND HUMAN SERVICES		2	2	50%	4
MEDEXPRESS URGENT CARE - FORT WORTH S		3	1	25%	4
INTERMARKET FACILITY			4	100%	4
DEPARTMENT OF PATHOLOGY ROME MEMORIAL		3	1	25%	4
THE RETREAT AT PORT ORANGE			4	100%	4
BIOTEST PLASMA CENTER		4			4
MC DIAGNOSTIC OF CONNECTICUT, PC # 257		3	1	25%	4
SONIC REFERENCE LABORATORY			4	100%	4
QUALITY MEDICAL CARE			4	100%	4
LEMOYNE COLLEGE WELLNESS CENTER FOR		4			4
MINUTE CLINIC INCORPORTE		4			4
GEORGE E WEEMS MEMORIAL HOSPITAL LAB		3	1	25%	4
SunTerrace Health Care Center		3	1	25%	4
L3HARRIS FAMILY MEDICAL CENTER			4	100%	4
OCHSNER MEDICAL CENTER			4	100%	4
MEDEXPRESS URGENT CARE - WEIRTON		4			4
THE PALMS PHARMACY, INC		4			4
LEON MEDICAL CENTERS, LLC			4	100%	4
BAPTIST HEALTH MEDICAL CENTER			4	100%	4
Signature Healthcare of Savannah		4			4

COVID-19: testing by laboratory

Data through Jan 30, 2021 verified as of Jan 31, 2021 at 09:25 AM

Data in this report are provisional and subject to change.

The numbers in the table below represent the number of Florida and non-Florida residents for whom test results were received by the Department of Health. A person can be tested by more than one laboratory and can have both positive and negative results. **Therefore, the sum of the numbers in each column will be larger than the total number of people tested.**

Reporting lab	Inconclusive	Negative	Positive	Percent positive	Total
Health Care Center of Jacksonville			4	100%	4
COMPASSION PEDIATRIC URGENT CARE LLC			4	100%	4
COMMUNITY HEALTH CENTER OF WEST PALM BEACH			4	100%	4
SJH			4	100%	4
OKLAHOMA STATE UNIVERSITY DIAGNOSTIC LAB			4	100%	4
ST CHARLES BEND LABORATORY		3	1	25%	4
MEDEXPRESS URGENT CARE - MOUNTAIN HOME		3	1	25%	4
PALM BEACH CANCER INSTITUTE			4	100%	4
FLORENCE - HUNTSVILLE HOSPITAL URGENT CARE		3	1	25%	4
UNION CITY MANOR NURSING CENTER		4			4
DTR LABS		3	1	25%	4
MINUTECLINIC, LLC #03268		3	1	25%	4
SHARP MEMORIAL HOSPITAL MICROBIOLOGY DEPT			4	100%	4
MC DIAGNOSTIC OF CONNECTICUT, PC #1043		4			4
SIGNATURE CARE EMERGENCY CENTER		2	2	50%	4
DEVEREUX FLORIDA CHILDRENS CENTER			4	100%	4
MERCY URGENT CARE			4	100%	4
ADVENT HEALTH - TUSKAWILLA		4			4
MEDICAL PAVILION CLINIC			4	100%	4
OHIO DEPARTMENT OF HEALTH			4	100%	4
SEBRING PEDIATRICS LLC			4	100%	4
PRIMECARE		2	2	50%	4
HAMPTON ALF AT 24TH ROAD LLC			4	100%	4
HARLEM HOSPITAL CENTER		3	1	25%	4
RELIANT ACUTE CARE			4	100%	4
COVENIENT CARE MEDICAL CLINIC			4	100%	4
MEDEXPRESS URGENT CARE - TARENTUM		4			4
DES PLAINES CLINICAL LAB		2	2	50%	4
WESLEY CHAPEL INTERNAL MEDICINE AND PEDIATRICS			4	100%	4
COMPREHENSIVE CLINICAL RESEARCH, LLC			4	100%	4
MINUTECLINIC DIAGNOSTIC OF RHODE ISLAN		4			4
OVIEDO CHILDRENS HEALTH CENTER LLC		1	3	75%	4
FCHC (OB)-DARWIN SQUARE CTR.			4	100%	4
MINUTECLINIC DIAGNOSTIC OF TN PC #6363		4			4
Sunrise Health and Rehabilitation Center			4	100%	4
CELAL GUROL ERBAY, MD			4	100%	4
GASTROENTEROLOGY ASSOC OF PENSACOLA, PA		2	2	50%	4
SV DIAGNOSTIC LAB			4	100%	4
MEDEXPRESS URGENT CARE - KOKOMO		4			4
BETHPAGE EXTENDED HOURS CENTER		4			4
MINUTECLINIC DIAGNOSTIC OF NEVADA #87		2	2	50%	4
Casa Mora Rehabilitation & Extended Care		4			4
MEDEXPRESS URGENT CARE, FAIRMONT		4			4
COMPUNET CLINICAL LAB			4	100%	4
MD NOW URGENT CARE - DELRAY WEST			4	100%	4
MARION AND BERNARD L SAMSON NURSING CENTER			4	100%	4
SOMA MEDICAL CENTER PA			4	100%	4

COVID-19: testing by laboratory

Data through Jan 30, 2021 verified as of Jan 31, 2021 at 09:25 AM

Data in this report are provisional and subject to change.

The numbers in the table below represent the number of Florida and non-Florida residents for whom test results were received by the Department of Health. A person can be tested by more than one laboratory and can have both positive and negative results. **Therefore, the sum of the numbers in each column will be larger than the total number of people tested.**

Reporting lab	Inconclusive	Negative	Positive	Percent positive	Total
NAVAL MEDICAL CENTER SAN DIEGO			4	100%	4
MEDEXPRESS URGENT CARE - FREDERICK		4			4
MINUTECLINIC DIAGNOSTIC OF VIRGINIA, LLC #1656		4			4
MINUTE CLINIC DIAGNOSTIC OF PENNSYLVANIA		4			4
PHYSICIANS REGIONAL MEDICAL CTR - COLLIER BLVD			4	100%	4
THONOTOSASSA COMMUNITY HEALTH CENTER		1	3	75%	4
USCG SECTOR ST PETE		1	3	75%	4
SUMTER COUNTY HEALTH DEPARTMENT			4	100%	4
MEDEXPRESS URGENT CARE - PRINCETON		4			4
GRAND AVE PHARMACY			4	100%	4
WILLIAM A HINTON STATE LABORATORY INSTITUTE		1	3	75%	4
PERSONAL PHYSICIAN CARE PA			4	100%	4
HEALTHY MINORS PEDIATRIC URGENT CARE		4			4
FRESENIUS KIDNEY CARE SOUTH ORLANDO			4	100%	4
DISCOVERY VILLAGE AT STUART		1	3	75%	4
THE LITTLE CLINIC			4	100%	4
CARENOW URGENT CARE - WINTER SPRINGS		3	1	25%	4
BELLIN HEALTH LAB		1	3	75%	4
FAMILY TREE DNA			4	100%	4
PHYSICIANS IMMEDIATE CARE ELGIN			4	100%	4
ST BARNABAS HOSPITAL		4			4
CRESTAR LABS		2	2	50%	4
PANCARE HEALTH - ALTHA PUBLIC			4	100%	4
MD ANDERSON			4	100%	4
CAPTAIN JAMES A. LOVELL FEDERAL HEALTHCARE CENTER			4	100%	4
MEDEXPRESS URGENT CARE - BECKLEY CROSS		3	1	25%	4
REHABILITATION CENTER OF WINTER PARK,THE			4	100%	4
MINUTECLINIC DIAGNOSTIC OF VIRGINIA		4			4
ARKANSAS DEPARTMENT OF HEALTH			4	100%	4
FLORIDA HOSPITAL ALTAMONTE		2	2	50%	4
CONSULATE HEATH CARE AT WEST ALTAMONTE			4	100%	4
FHCP – ORMOND BEACH			4	100%	4
DEPARTMENT OF HEALTH AND HUMAN SERVICES STATE OF NEW HAMPSHIRE			4	100%	4
CVS MINUTE CLINIC DIAGNOSTIC PA #3060		3	1	25%	4
MINUTECLINIC DIAGNOSTIC OF SC, LLC #7		2	2	50%	4
Crowne Health Care of Montgomery		4			4
WYOMING PUBLIC HEALTH LAB			4	100%	4
MINUTE CLINIC OF KANSAS PA		1	3	75%	4
MINUTECLINIC DIANOSTIC OF VIRGINA, LL		3	1	25%	4
DISCOVERY VILLAGE AT DEERWOOD			4	100%	4
BROWNE MEDICAL LLC		3	1	25%	4
REFUGE A HEALING PLACE, THE			4	100%	4
LIFE CARE HOME HEALTH SERVICES LLC		1	3	75%	4
ABSOLUTE HEALTH		4			4
CVS NY4098030POCT NEW YORK		4			4
HEALTHCARE NETWORK OF SOUTHWEST FLORIDA			4	100%	4
SOUTHWESTERN REGIONAL MEDICAL CENTER - TULSA		4			4

COVID-19: testing by laboratory

Data through Jan 30, 2021 verified as of Jan 31, 2021 at 09:25 AM

Data in this report are provisional and subject to change.

The numbers in the table below represent the number of Florida and non-Florida residents for whom test results were received by the Department of Health. A person can be tested by more than one laboratory and can have both positive and negative results. **Therefore, the sum of the numbers in each column will be larger than the total number of people tested.**

Reporting lab	Inconclusive	Negative	Positive	Percent positive	Total
CLAY PRIMARY & FAMILY CARE LLC			4	100%	4
SUNRISE SENIOR LIVING OF JACKSONVILLE			4	100%	4
MEDEXPRESS URGENT CARE - MARKHAM STREE		3	1	25%	4
Calusa Harbour			4	100%	4
MEDEXPRESS URGENT CARE PLEASANT HILLS		3	1	25%	4
LONG ISLAND UNIVERSITY - POST CAMPUS		4			4
Grace Rehabilitation of Vero Beach		4			4
GENUS DIAGNOSTICS			4	100%	4
BAYLOR ESOTERIC AND MOLECULAR LAB			4	100%	4
MIZELL MEMORIAL HOSPITAL			4	100%	4
PLEASANTVILLE OF SEBASTIAN LLC□			4	100%	4
EXPRESS TESTING-ONE			4	100%	4
MEDEXPRESS - NEW CASTLE, DUPONT HWY		4			4
CARE ONE PRIMARY CARE			4	100%	4
CARENOW URGENT CARE - CENTRAL AUSTIN		1	3	75%	4
MINUTECLINIC, LLC #1796		3	1	25%	4
MEDEXPRESS - COLLINSVILLE BELT LINE		3	1	25%	4
LAKE FOREST PARK OP CO LLC		4			4
PALM HARBOR DERMATOLOGY		4			4
Oakwood - North Baldwins Center for Living		4			4
SIGNATURE CARE MONTROSE		2	2	50%	4
HELIX KH UC			4	100%	4
VITAL CARE URGENT CARE			4	100%	4
MINUTECLINIC DIAGNOSTIC OF OHIO #7790		2	2	50%	4
CVS GA2470POCT CANTON		4			4
Life Care Center of Orlando			4	100%	4
FLORIDA HEART AND VASCULAR			4	100%	4
West Gate Village, LLC		4			4
INTEGRATED FAMILY MEDICAL CENTER			4	100%	4
MINUTE CLINIC DIAGNOSTIC OF TEXAS, LLC		4			4
REDMED OF CROSSTOWN		1	3	75%	4
BOND & STEELE CLINIC PA D/B/A BOND CLINIC PA		4			4
ENCOMPASS HOME HEALTH		4			4
CVS NJ836POCT RUNNEMEDE		4			4
PALM GARDEN OF SUN CITY			4	100%	4
CORNERSTONE PEDIATRICS			4	100%	4
AFFINITY URGENT CARE			4	100%	4
GULF COAST PEDIATRICS OF SARASOTA PA		1	3	75%	4
MEDEXPRESS URGENT CARE - BLUEFIELD		3	1	25%	4
ADVANCED PEDIATRICS OF BOCA LLC			4	100%	4
SOUTHERN LABORATORY SERVICES OF NWF		4			4
Park Ridge Nursing Center		3	1	25%	4
CAREATC, INC.			4	100%	4
MEDEXPRESS URGENT CARE - YORK		1	3	75%	4
VITRO MOLECULAR LABORATORIES			4	100%	4
OMNICARE PHARMACY OF TEXAS 1		4			4
MEDEXPRESS URGENT CARE - LOGAN		4			4

COVID-19: testing by laboratory

Data through Jan 30, 2021 verified as of Jan 31, 2021 at 09:25 AM

Data in this report are provisional and subject to change.

The numbers in the table below represent the number of Florida and non-Florida residents for whom test results were received by the Department of Health. A person can be tested by more than one laboratory and can have both positive and negative results. **Therefore, the sum of the numbers in each column will be larger than the total number of people tested.**

Reporting lab	Inconclusive	Negative	Positive	Percent positive	Total
ADVENTHEALTH NEW SMYRNA BEACH COMMUNITY HEALTH			4	100%	4
FLORIDA HEALTHCARE OF ORLANDO			4	100%	4
LATCHER LABORATORY OF A O FOX MEMORIAL		2	2	50%	4
ADULT MEDICINE OF LAKE COUNTY INC			4	100%	4
NOVADX		2	2	50%	4
MARSHFIELD LABORATORIES			4	100%	4
BOONE DRUG & HEALTHCARE AT DEERFIELD			4	100%	4
ASCENDI HOME HEALTH AGENCY INC			4	100%	4
SOUTHEASTERN REGIONAL MEDICAL CENTER			4	100%	4
PARADIGM LABORATORIES			4	100%	4
FLORIDA HEALTH CARE PLANS STIRLING CENTER			4	100%	4
CVS PA8979POCT HARRISBURG		4			4
MINUTECLINIC DIAG OF IND LLC #8651		3	1	25%	4
CITY OF CLEARWATER EMPLOYEE HEALTH CENTER		1	3	75%	4
AMERICAN SCIENTIFIC LABORATORIES LLC			4	100%	4
FLORIDA PRIMARY & SPECIALTY CARE		4			4
MIAMI COMMUNITY HEALTH CENTER INC		1	3	75%	4
ANYLABTEST NOW			4	100%	4
CALIFORNIA DEPARTMENT OF PUBLIC HEALTH			4	100%	4
LAFAYETTE NURSING AND REHAB			4	100%	4
MINUTECLINIC DIAGNOSTIC OF VIRGINIA, LLC #255		4			4
CAPITAL HEALTH LABORATORY INC			4	100%	4
IMIC INC RESEARCH			4	100%	4
Heartland of Boynton Beach			4	100%	4
GENTLE HANDS MOBILE PHLEBOTOMY			4	100%	4
MEDEXPRESS URGENT CARE - SUMMERSVILLE, WEBSTER RD		3			3
LEE CONVENIENT CARE AT SUMMERLIN			3	100%	3
SHANDS AT LAKE SHORE LAB		1	2	67%	3
GRAND VILLA OF PALM COAST		3			3
PATIENT FIRST - ALLENTOWN			3	100%	3
BROOKDALE SENIOR LIVING			3	100%	3
CVS OH2342POCT WEST CHESTER		2	1	33%	3
WINTER PARK INTERNAL MEDICINE MD PA		2	1	33%	3
Westside Terrace		3			3
PINELLAS PARK HEALTH CENTER - PINELLAS CHD		1	2	67%	3
THOMAS LANGLEY			3	100%	3
CVS IL8747POCT CHICAGO		3			3
LOUISIANA DEPT. OF HEALTH AND HOSPITALS-INFECTIOUS DISEASE EPI SECTION			3	100%	3
MINUTECLINIC, DIAGNOSTIC OF TEXAS, LL		3			3
CVS MINUTE CLINIC DIAGNOSTIC MED GRP OF CAL		3			3
BRADENTON PHYSICIAN MEDICAL CENTER			3	100%	3
CVS OH6123POCT CINCINNATI		2	1	33%	3
MONTANA PUBLIC HEALTH LAB			3	100%	3
HAVEN CUSTEAD CARE CENTER			3	100%	3
MAINE DEPARTMENT OF HEALTH AND HUMAN SERVICES			3	100%	3
UNIVERSITY OF KANSAS MEDICAL CENTER			3	100%	3
CORTLAND REGIONAL MEDICAL CENTER		3			3

COVID-19: testing by laboratory

Data through Jan 30, 2021 verified as of Jan 31, 2021 at 09:25 AM

Data in this report are provisional and subject to change.

The numbers in the table below represent the number of Florida and non-Florida residents for whom test results were received by the Department of Health. A person can be tested by more than one laboratory and can have both positive and negative results. **Therefore, the sum of the numbers in each column will be larger than the total number of people tested.**

Reporting lab	Inconclusive	Negative	Positive	Percent positive	Total
HARBORCHASE OF STUART			3	100%	3
REGIONAL MEDICAL LAB			3	100%	3
SUN TERRACE HEALTH CARE CENTER			3	100%	3
MEDICAL UNIVERSITY SC HOSPITAL			3	100%	3
ADVANCED URGENT CARE CENTER OF THE UPPER KEYS		1	2	67%	3
Kroger 635 - The Little Clinic Dacula		3			3
ACL LABORATORIES INDUSTRIAL TOXICOLOGY			3	100%	3
Wynfield Park Health and Rehabilitation		3			3
MEDEXPRESS URGENT CARE-HERSHEY		2	1	33%	3
COVID PROCESSING SITE			3	100%	3
HEARTLAND - CHARLESTON OF HANAHAN SC,		3			3
Mill Valley Care Center		3			3
MASSASHUSETTS STATE LAB INSTITUTE		1	2	67%	3
MINUTECLINIC DIAGNOSTIC OF OHIO #3407		3			3
MINUTECLINIC, LLC #1431		2	1	33%	3
WAL-MART STORES EAST LP		2	1	33%	3
ASPEN VALLEY HOSPITAL			3	100%	3
TMH FSU RAPID LABORATORY		2	1	33%	3
HILLVIEW LABORATORY			3	100%	3
MINUTECLINIC DIAGNOSTIC OF WISCONSIN,		3			3
Gulfport Rehabilitation Center			3	100%	3
NEWSTAR MEDICAL LABORATORIES		3			3
MINUTE CLINIC DIAG OF IND LLC #8674		3			3
FAMILY TREE MEDICAL GROUP PA		2	1	33%	3
BROOME COUNTY HEALTH DEPARTMENT		2	1	33%	3
ST. LUKE'S HOSPITAL - BETHLEHEM CAMPUS		1	2	67%	3
KEY WEST URGENT CARE, INC		3			3
SCRIPPS CLINIC MEDICAL			3	100%	3
MINUTECLINIC DIAG OF IND, LLC #6910		3			3
VICAR'S LANDING NURSING HOME		2	1	33%	3
GYN PATH SERVICES			3	100%	3
GARCIA MORALES NELSON			3	100%	3
BRENTWOOD SENIOR LIVING AT ST PETE			3	100%	3
Broadview Multi-Care Center		3			3
SOFTCELL L-FORM LABORATORIES, LLC			3	100%	3
EMORY BENNETT VETERANS NURSING HOME		3			3
IOWA DEPARTMENT OF PUBLIC HEALTH			3	100%	3
LIFEHOPE LABS			3	100%	3
CVS PA1671POCT LANCASTER		3			3
JOHN T MACKAY MD			3	100%	3
MIAMI BEACH MEDICAL GROUP LLC			3	100%	3
ADVANCED URGENT CARE LLC		1	2	67%	3
CRANES VIEW LODGE			3	100%	3
COOPER UNIVERSITY HOSPITAL LABORATORY		2	1	33%	3
ALLIED PHYSICIANS GROUP PLLC		3			3
BROOKDALE OAKBRIDGE		1	2	67%	3
PEDIATRICS IN BREVARD-COCOA BEACH		2	1	33%	3

COVID-19: testing by laboratory

Data through Jan 30, 2021 verified as of Jan 31, 2021 at 09:25 AM

Data in this report are provisional and subject to change.

The numbers in the table below represent the number of Florida and non-Florida residents for whom test results were received by the Department of Health. A person can be tested by more than one laboratory and can have both positive and negative results. **Therefore, the sum of the numbers in each column will be larger than the total number of people tested.**

Reporting lab	Inconclusive	Negative	Positive	Percent positive	Total
WALGREENS #07502		3			3
FRESENIUS MEDICAL CARE			3	100%	3
NORTHWEST FLORIDA CLINICAL LAB		1	2	67%	3
FLORIDA HOSPITAL LABORATORIES		3			3
STUYVESANT URGENT CARE		3			3
CUMBERLAND MEDICAL CENTER INC		3			3
ST LUKES HOSPITAL LABORATORY		2	1	33%	3
SENTARA NORFOLK GENERAL HOSPITAL CENTRAL LAB			3	100%	3
SIGNATURE URGENT CARE			3	100%	3
MINUTECLINIC DIAGNOSTIC OF TEXAS LLC		2	1	33%	3
PROGRESS PHARMACY INC			3	100%	3
TMH PHYSICIAN PARTNERS SOUTHWOOD			3	100%	3
ESCO DRUG CO INC		3			3
MEDEXPRESS URGENT CARE - RICHMOND, W BROAD ST		3			3
PATHOLOGY REFERENCE LAB LLC			3	100%	3
NORTHERN LIGHT LABORATORY		1	2	67%	3
EXPRESS TEST			3	100%	3
MONTEFIORE MEDICAL CENTER LABS MONTEFIORE		2	1	33%	3
RIVER CITY MEDICAL ASSOCIATES INC			3	100%	3
Rutgers Health Rwj University Hospital - Laboratory		2	1	33%	3
SIGNATURE CARE PFLUGERVILLE			3	100%	3
MOULTRIE CREEK NURSING AND REHAB			3	100%	3
ADVANCED HEART CARE OF SOUTH FLORIDA		3			3
MIDNIGHT MEDICINE			3	100%	3
NORTH CAROLINA DEPT OF HEALTH & HUMAN SRVCS STATE LAB OF PUBLIC HEALTH			3	100%	3
TARRANT COUNTY PUBLIC HEALTH		3			3
EASTERN FLORIDA STATE COLLEGE - PALM BAY CAMPUS□			3	100%	3
TERRACE OF ST CLOUD, THE		2	1	33%	3
CVS TN7289POCT SIGNAL MOUNTAIN		3			3
FAMILY MEDICINE AT WINTER PARK			3	100%	3
SOUTH COUNTY MENTAL HEALTH CENTER INC			3	100%	3
MID FLORIDA CLINICAL LABORATORY		2	1	33%	3
WEST TN HEALTH MED NORTH		3			3
ADVANCED MEDICAL RESEARCH CENTER LLC			3	100%	3
MONROE COUNTY DEPT OF PUBLIC HEALTH ST		3			3
US SPECIALTY LABS			3	100%	3
PUBLIC HEALTH TRUST OF MIAMI DADE COUNTY			3	100%	3
MEDEXPRESS URGENT CARE - WAXAHACHIE, N HIGHWAY 77		1	2	67%	3
SANFORD MOBILE LAB			3	100%	3
ONSLOW MEMORIAL HOSPITAL LABORATORY		3			3
SMOKY MOUNTAIN URGENT CARE AND FAMILY MEDICINE CENTER			3	100%	3
TAMPA		1	2	67%	3
MARION COUNTY FIRE RESCUE		3			3
NORTHCREST MEDICAL CENTER		1	2	67%	3
FAMILY MEDICAL CLINIC HOMESTEAD, LLC			3	100%	3
COVANCE CLS			3	100%	3
PPD - IXLAYER		3			3

COVID-19: testing by laboratory

Data through Jan 30, 2021 verified as of Jan 31, 2021 at 09:25 AM

Data in this report are provisional and subject to change.

The numbers in the table below represent the number of Florida and non-Florida residents for whom test results were received by the Department of Health. A person can be tested by more than one laboratory and can have both positive and negative results. **Therefore, the sum of the numbers in each column will be larger than the total number of people tested.**

Reporting lab	Inconclusive	Negative	Positive	Percent positive	Total
MANORCARE NURSING & REHABILITATION CENTER-NAPLES		3			3
MINUTE CLINIC DIAGNOSTIC OF TN PC #64		3			3
MEDEXPRESS URGENT CARE - WICHITA, S SENECA ST		1	2	67%	3
FELICIDAD MEDICAL CENTER INC			3	100%	3
SURETOX LABORATORY LLC		2	1	33%	3
JACKSON SOUTH COMMUNITY HOSPITAL LAB			3	100%	3
MINUTECLINIC DIAGNOSTIC OF NORTH CAROLINA PC #7054		3			3
ORCHID COVE DAYTONA			3	100%	3
MEDLAB INC		3			3
SPARROW CENTRAL LAB			3	100%	3
LIZS ADULT CARE		3			3
CAMPAZZI CONCIERGE MEDICAL SERVICES		2	1	33%	3
CVS MINUTE CLINIC DIAGNOSTIC OF TEXAS		3			3
ADRIANA M CASTRO MD PA		3			3
HEART OF FLORIDA HEALTH CENTER INC			3	100%	3
Bethany Health and Rehab		3			3
HELIX LW UC		1	2	67%	3
OHIO CVS STORES		3			3
MINUTECLINIC DIAG OF IND, LLC #6483		1	2	67%	3
CULLMAN REGIONAL URGENT CARE		2	1	33%	3
TRUE HEALTH – LAKE UNDERHILL		3			3
BOLING, STEPHANIE		3			3
CELEBRATION PEDIATRICS PA			3	100%	3
MEDEXPRESS URGENT CARE - WILKES BARRE		2	1	33%	3
MEDEXPRESS URGENT CARE-SCOTT TOWNSHIP		3			3
BRANDON REGIONAL EMERGENCY CTR			3	100%	3
MINUTECLINIC DIAG OF IND LLC #6840		3			3
MED FUSION			3	100%	3
TAYLOR MANOR		1	2	67%	3
LISTENING DOCTOR PLLC, THE			3	100%	3
MPG JACKSONVILLE ATLANTIC BLVD		1	2	67%	3
LIFE CARE CENTER OF SKAGIT VALLEY		3			3
SEMINOLE FAMILY HEALTH CENTER		3			3
MEDEXPRESS URGENT CARE- FORT WORTH N T		3			3
Kroger 124 - The Little Clinic University		3			3
MEADOWS AT CYPRESS GARDENS, THE		3			3
PREMIER FAMILY AND SPORTS MEDICINE		2	1	33%	3
Contrastate Medical Center		2	1	33%	3
HELIX MEDICAL CENTERS		1	2	67%	3
OPTUM OF RED ROAD		3			3
NORTHWEST FLORIDA COMMUNITY HOSPITAL 3RD FLOOR		3			3
NORTH NAPLES HOSPITAL RESPIRATORY THERAPY DEPARTMENT			3	100%	3
BETTERMED URGENT CARE			3	100%	3
PRISMA HEALTH MIDLANDS			3	100%	3
HARBOUR'S EDGE		2	1	33%	3
EMERALD COAST CENTER			3	100%	3
MINUTECLINIC, LLC #05814		3			3

COVID-19: testing by laboratory

Data through Jan 30, 2021 verified as of Jan 31, 2021 at 09:25 AM

Data in this report are provisional and subject to change.

The numbers in the table below represent the number of Florida and non-Florida residents for whom test results were received by the Department of Health. A person can be tested by more than one laboratory and can have both positive and negative results. **Therefore, the sum of the numbers in each column will be larger than the total number of people tested.**

Reporting lab	Inconclusive	Negative	Positive	Percent positive	Total
CVS IN6654POCT INDIANAPOLIS		2	1	33%	3
FHPG FAMILY MEDICAL CENTER OF TAMPA BAY		1	2	67%	3
SUMMIT MEDICAL GROUP - WEST ORANGE		3			3
FLORIDA HOSPITAL PHYSICIANS GROUP		1	2	67%	3
SAVANNAH COVE		3			3
CVS OH3393POCT AURORA		2	1	33%	3
BAPTIST OUTPATIENT SERVICES			3	100%	3
COLLIER PHARMACY			3	100%	3
MEDEXPRESS URGENT CARE, BELLE VERNON		3			3
TREASURE COAST PEDIATRICS PA			3	100%	3
GLADES COUNTY DETENTION CENTER			3	100%	3
WYOMING DEPT OF HEALTH			3	100%	3
HOUSTON METHODIST HOSPITAL			3	100%	3
BNC Medical Investors, LLC Berrien Nursing & Rehabilitation Center		3			3
FHPG TAMPA PRIMARY CARE			3	100%	3
LAHEY CLINIC MEDICAL CENTER			3	100%	3
AUSTIN PUBLIC HEALTH			3	100%	3
CVS MN6811POCT PLYMOUTH		3			3
BETH ISRAEL MEDICAL CENTER LABS		3			3
MAYO		1	2	67%	3
MARYLAND STATE DEPT OF HEALTH	2		1	33%	3
NC STATE LABORATORY OF PUBLIC HEALTH		3			3
CARENOW-ATASCOCITA			3	100%	3
TUFTS MEDICAL CENTER			3	100%	3
PALMS WEST HOSPITAL			3	100%	3
KISSIMMEE URGENT CARE		3			3
CELEBRATION PRIMARY CARE ASSOCIATES LLC		3			3
INDIANA STATE DEPARTMENT OF HEALTH LABORATORIES			3	100%	3
PROHEALTH PRIMARY CARE - GLEN OAKS		3			3
MINUTE CLINIC, LLC #4650		3			3
MEDEXPRESS URGENT CARE, CHAMBERSBURG		2	1	33%	3
SSM HEALTH ST LOUIS MICROBIOLOGY LABORATORY		1	2	67%	3
CVS GA2147POCT KENNESAW		2	1	33%	3
NOVANT HEALTH PRESBYTERIAN		2	1	33%	3
CORTLAND COUNTY HEALTH DEPARTMENT		3			3
MEDEXPRESS URGENT CARE SHADYSIDE		3			3
ORLANDO REGIONAL HEALTH SERVICES		1	2	67%	3
DOCTORS HOSPITAL RENAISSANCE			3	100%	3
FLORIDA GASTROENTEROLOGY ASSOCIATES PA		3			3
LEXINGTON MEDICAL CENTER		1	2	67%	3
COVENANT PEDIATRICS		1	2	67%	3
SPRING LAKE REHABILITATION CENTER			3	100%	3
BAPTIST PRIMARY CARE, INC.		2	1	33%	3
ROANE MEDICAL CENTER		2	1	33%	3
CURATIVE		1	2	67%	3
GREENTREE MEDICAL CENTER			3	100%	3
CVS HEALTH MINUTE CLINIC			3	100%	3

COVID-19: testing by laboratory

Data through Jan 30, 2021 verified as of Jan 31, 2021 at 09:25 AM

Data in this report are provisional and subject to change.

The numbers in the table below represent the number of Florida and non-Florida residents for whom test results were received by the Department of Health. A person can be tested by more than one laboratory and can have both positive and negative results. **Therefore, the sum of the numbers in each column will be larger than the total number of people tested.**

Reporting lab	Inconclusive	Negative	Positive	Percent positive	Total
CVS GA3766POCT DACULA		1	2	67%	3
Lakeview Village		3			3
MEDEXPRESS URGENT CARE - HOLLINS		3			3
MEDFIRST URGENT CARE			3	100%	3
HUNT CLUB MEDICAL CARE			3	100%	3
DELAWARE PUBLIC HEALTH LABORATORY		1	2	67%	3
COASTAL LABORATORIES OF FLORIDA			3	100%	3
MEDEXPRESS URGENT CARE-CHIPPEWA		2	1	33%	3
MINUTE CLINIC LLC #0169		3			3
MEDEXPRESS URGENT CARE MARTINSBURG		2	1	33%	3
Bainbridge Health and Rehab		3			3
CVS PA813POCT RICHBORO		3			3
MEDEXPRESS URGENT CARE GREENSBURG		2	1	33%	3
VILLAGES HEALTH, THE		3			3
PEDIATRICS AND ADOLESCENT MEDICINE		2	1	33%	3
NEMOURS CHILDRENS PRIMARY CARE MAITLAND			3	100%	3
BEEBE MEDICAL CENTER LABORATORY		3			3
ELITE PRIMARY CARE OF WAYCROSS			3	100%	3
PINELLAS POINT NURSING AND REHAB			3	100%	3
RICHMOND CITY DEPARTMENT OF PUBLIC HEALTH			3	100%	3
THE CLINIC OF PEDIATRICS & GI MEDICINE, INC			3	100%	3
JS HEALTHCARE		2	1	33%	3
WHITE EARTH IHS MAIN LAB		3			3
LOYOLA UNIVERSITY MEDICAL CENTER LABORATORY			3	100%	3
ADVENT HEALTH MEDICAL GROUP FAMILY MEDICINE			3	100%	3
MINUTECLINIC LLC #5176			3	100%	3
GREATER MOBILE URGENT CARE – SPRINGHILL			3	100%	3
YORK HOSPITAL - LABORATORY			3	100%	3
ALOHA HOME CARE LLC DBA ACCENTCARE HOME HEALTH OF		3			3
MINUTECLINIC DIAG OF IND, LLC #6697		3			3
EXETER HOSPITAL		3			3
MEDEXPRESS URGENT CARE - WHEELING		2	1	33%	3
GROVES CENTER			3	100%	3
OHIO HEALTH DOCTORS HOSPITAL			3	100%	3
DEACONESS HOSPITAL			3	100%	3
OPTUM PRIMARY CARE - SILVER LAKES			3	100%	3
MUNSON MEDICAL CENTER			3	100%	3
DASCENA, INC			3	100%	3
Hunterdon Medical Center Laboratory		3			3
CFP PHYSICIANS GROUP			3	100%	3
ALLIANCE FOR MULTISPECIALTY RESEARCH		3			3
VA OUTPATIENT CLINIC-NEW PORT RICHEY			3	100%	3
LUVERNE HEALTH AND REHABILITATION		3			3
STONE CLINICAL LABORATORIES OF FL LLC		3			3
MOBIL LAB FOR ALL INC		3			3
CARENOW-LEBANON		1	2	67%	3
PLAINVIEW PRIMARY CARE		3			3

COVID-19: testing by laboratory

Data through Jan 30, 2021 verified as of Jan 31, 2021 at 09:25 AM

Data in this report are provisional and subject to change.

The numbers in the table below represent the number of Florida and non-Florida residents for whom test results were received by the Department of Health. A person can be tested by more than one laboratory and can have both positive and negative results. **Therefore, the sum of the numbers in each column will be larger than the total number of people tested.**

Reporting lab	Inconclusive	Negative	Positive	Percent positive	Total
ERIE COUNTY PUBLIC HEALTH CLINICAL		3			3
MINUTE CLINIC LLC # 2033		2	1	33%	3
UNIVERSITY OF MIAMI / SCCC RESEARCH LABORATORY			3	100%	3
PM PEDIATRICS OF SELDEN PLLC		3			3
BAYCARE MEDICAL GROUP, INC		3			3
RHEA MEDICAL CENTER		3			3
MEDICAL CENTER OF THE ROCKIES			3	100%	3
Life Care Center of Citrus County		2	1	33%	3
COMMUNICABLE DISEASE CONTROL/PUBLIC HEALTH EMERGENCY PREPAREDNESS			3	100%	3
MEDEXPRESS URGENT CARE-CLOQUET		3			3
APEX CLINICAL LABORATORIES INC		3			3
MEDEXPRESS URGENT CARE - SOMERSET TOWNSHIP		3			3
ACCESS HEALTH CARE		2	1	33%	3
MINUTECLINIC, LLC #7139		3			3
PROPATH			3	100%	3
VIRTUA MEMORIAL HOSPITAL BURLINGTON COUNTY		1	2	67%	3
CVS SC3838POCT ANDERSON		3			3
MEDEXPRESS URGENT CARE-ARLINGTON		2	1	33%	3
SOFTLAB			3	100%	3
FLORIDA MEDICAL ASSOCIATES LLC			3	100%	3
COMMUNITY MEDICAL CENTER			3	100%	3
LITTLE SPURS PEDIATRIC URGENT CARE		1	2	67%	3
ST. PETERSBURG PEDIATRICS- 38TH AVENUE			3	100%	3
COASTAL SKIN SURGERY AND DERMATOLOGY PL		3			3
UNIVERISTY OF MIAMI			3	100%	3
LOCH HAVEN PEDIATRICS			3	100%	3
ALABAMA DEPT PUBLIC HEALTH			3	100%	3
NEMOURS CHILDRENS PRIMARY CARE HORIZON WEST			3	100%	3
VIRGINIA DIVISION OF CONSOLIDATED LABORATORIES			3	100%	3
MICHIGAN HEALTH CLINIC LABORATORIES		2	1	33%	3
HEALTHQUEST, INC		2	1	33%	3
PEDIATRICS BY THE SEA JOG RD OFFICE			3	100%	3
CROSSVILLE MEDICAL GROUP		1	2	67%	3
FLORIDA LABORATORY ANALYSIS, LLC			3	100%	3
NORTH DAKOTA DEPT OF HEALTH MICROBIOLOGY		1	2	67%	3
CVS IN6605POCT INDIANAPOLIS		2	1	33%	3
ST PETE DIRECT PRIMARY CARE		1	2	67%	3
MINUTE CLINIC DIAGNOSTIC MED GRP		3			3
24TH WEAPONS OF MASS DESTRUCTION - CIVIL SUPPORT		3			3
SARASOTA PERSONAL MEDICINE		2	1	33%	3
FIRST CARE - MIDDLESBORO			3	100%	3
HIALEAH SHORES NURSING AND		2	1	33%	3
ALLIANCE PEDIATRICS PA			3	100%	3
HEPATOLOGY DIAGNOSTIC LAB			3	100%	3
URGENT DOC - URGENT CARE CLINIC			3	100%	3
SCHIFF CENTER FOR LIVER DISEASES		1	2	67%	3
INSPIRA MEDICAL CENTER VINELAND LAB		2	1	33%	3

COVID-19: testing by laboratory

Data through Jan 30, 2021 verified as of Jan 31, 2021 at 09:25 AM

Data in this report are provisional and subject to change.

The numbers in the table below represent the number of Florida and non-Florida residents for whom test results were received by the Department of Health. A person can be tested by more than one laboratory and can have both positive and negative results. **Therefore, the sum of the numbers in each column will be larger than the total number of people tested.**

Reporting lab	Inconclusive	Negative	Positive	Percent positive	Total
CVS GA2236POCT WOODSTOCK		3			3
MEDEXPRESS URGENT CARE - WALDORF, CRAIN HWY		3			3
PARRISH MEDICAL CENTER-WAIVED TESTING		3			3
NORTH SHORE HOSP. INFECTION CONTROL			3	100%	3
CLEARWATER		2	1	33%	3
OHIO DEPARTMENT OF HEALTH LABORATORY		2	1	33%	3
CVS CA9113POCT CHULA VISTA		3			3
LAURELLWOOD NURSING CENTER		1	2	67%	3
CVS TN2179POCT MURFREESBORO		3			3
ROAN DRUG COMPANY LLC		3			3
NEOGENOMICS LABORATORIES, INC		3			3
ANN STORCK CENTER INC		3			3
ESCAMBIA COUNTY JAIL DETENTION DIVISION		3			3
SUMNER REGIONAL MEDICAL CENTER		2	1	33%	3
Fort Gaines Health and Rehab		3			3
CONSOLIDATED LABORATORY SERVICES			3	100%	3
SISD EMPLOYEE HEALTH CLINIC			3	100%	3
DOC PAM PA		2	1	33%	3
ADVANCED PEDIATRICS			3	100%	3
MINUTECLINIC, LLC #4682		2	1	33%	3
MINUTECLINIC DIAGNOSTIC OF TN PC #240		3			3
THE OASIS BEACHSIDE		3			3
CVS NC4165POCT BREVARD		1	2	67%	3
FOX FAMILY PRACTICE		3			3
QUEST DIAGNOSTICS PSC			3	100%	3
OPENTRONS PRL		2	1	33%	3
SCIENTIFIC LABORATORY DIVISION			3	100%	3
THE PATHOLOGY LABORATORY		1	2	67%	3
LEWIS COUNTY MANOR		3			3
CARESPOT-WELLINGTON			3	100%	3
CVS SC7396POCT NORTH MYRTLE BEACH		3			3
MINUTECLINIC, LLC #1492		3			3
ASSOCIATES IN MEDICINE		1	2	67%	3
ADVENT HEALTH - CENTRAL PASCO ER			3	100%	3
WINDER NURSING INC DBA WINDER HEALTH CARE		3			3
ALLIANCE LABS @LRMC			3	100%	3
Rosedale Green		3			3
MONROE COUNTY FIRE RESCUE		3			3
Cleveland Clinic Weston			3	100%	3
REELFOOT FAMILY WALK IN CLINIC		2	1	33%	3
SARASOTA MEDICAL CENTER			3	100%	3
TIEHH BIOTERRORISM RESPONSE LAB			3	100%	3
AVANTE INVERNESS		1	2	67%	3
ESTERO FIRE RESCUE		3			3
FLAGLER FAMILY MEDICINE PA			3	100%	3
MEDEXPRESS URGENT CARE - TULSA, S YALE AVE		3			3
NORTH BROWARD HOSPITAL DISTRICT HEALTHCARE FOR THE HOMELESS			3	100%	3

COVID-19: testing by laboratory

Data through Jan 30, 2021 verified as of Jan 31, 2021 at 09:25 AM

Data in this report are provisional and subject to change.

The numbers in the table below represent the number of Florida and non-Florida residents for whom test results were received by the Department of Health. A person can be tested by more than one laboratory and can have both positive and negative results. **Therefore, the sum of the numbers in each column will be larger than the total number of people tested.**

Reporting lab	Inconclusive	Negative	Positive	Percent positive	Total
MEDEXPRESS URGENT CARE - NORTH LITTLE		2	1	33%	3
WINDSOR WOODS REHAB & HEALTHCARE CTR		2	1	33%	3
QUATRACOR PLLC		3			3
MINUTECLINIC, LLC #5707		3			3
MORGAN STANLEY HEALTH CENTER		3			3
UNITY HEALTH AND REHABILITATION CENTER			3	100%	3
WELLMED AT APOLLO BEACH BLVD		1	2	67%	3
MINUTECLINIC DIAGNOSTIC OF MICHIGAN, P		3			3
CVS RI1717POCT 1 CVS DR			3	100%	3
STRINGFELLOW MEMORIAL HOSPITAL		3			3
LEESBURG COMMUNITY HEALTH CENTERS			3	100%	3
MEDICAL CENTER ENTERPRISE			3	100%	3
MEDEXPRESS URGENT CARE - LITTLE ROCK		2	1	33%	3
MINUTECLINIC DIAGNOSTIC MED GRP OF SAN		3			3
MEDEXPRESS URGENT CARE-PASADENA		3			3
Greystone Health Care Center		3			3
CAREWELL URGENT CARE			3	100%	3
FLORIDA DEPARTMENT OF HEALTH IN MIAMI DADE COUNTY		2	1	33%	3
MEDIC INFUSION PA		3			3
UNIVERSITY OF MICHIGAN		2	1	33%	3
CCRX OF NORTH CAROLINA, LLC		2	1	33%	3
ADVENTHEALTH SEBRING- INFECTION CONTROL DEPARTMENT			3	100%	3
DACH MAIN LAB			3	100%	3
GRAND VILLA OF LARGO		1	2	67%	3
TMH PHYSICIAN PARTNERS BLOUNTSTOWN			3	100%	3
ST MARYS MEDICAL CENTER			3	100%	3
CGH MEDICAL CENTER			3	100%	3
MEDICAL SERVICES OF AMERICA HOME HEALTH		3			3
GAINESVILLE PEDIATRIC ASSOCIATES			3	100%	3
STATCARE URGENT & WALK IN MEDICAL CARE		2	1	33%	3
Village on the Green			3	100%	3
RAPID CITY RUGENT CARE			3	100%	3
NYC PUBLIC HEALTH LABS			3	100%	3
CULLMAN REGIONAL MEDICAL CENTER		2	1	33%	3
CTRS			3	100%	3
MEDFUSION		2	1	33%	3
MEDEXPRESS-HOUSTON EAST FWY		1	2	67%	3
FLORIDA MENTOR-POINT WEST CLUSTER		3			3
Magnolia Health and Rehab Center			3	100%	3
CENTRAL DUPAGE HOSPITAL			3	100%	3
BARONESS ERLANGER HOSPITAL		3			3
VELOCITY CARE			3	100%	3
ADVICE FOR OPTIMAL WELLNESS, INC			3	100%	3
CVS MA394POCT SEEKONK		3			3
LINCOLN MEDICAL CENTER		3			3
ADVENTHEALTH MEDICAL GROUP PEDIATRICS		1	2	67%	3
PROMPT CARE OF CENTRAL FLORIDA LLC			3	100%	3

COVID-19: testing by laboratory

Data through Jan 30, 2021 verified as of Jan 31, 2021 at 09:25 AM

Data in this report are provisional and subject to change.

The numbers in the table below represent the number of Florida and non-Florida residents for whom test results were received by the Department of Health. A person can be tested by more than one laboratory and can have both positive and negative results. **Therefore, the sum of the numbers in each column will be larger than the total number of people tested.**

Reporting lab	Inconclusive	Negative	Positive	Percent positive	Total
BONITA PHARMACY		3			3
GONZALEZ MD AND ASWAD MD HEALTH SERVICES			3	100%	3
IVY CREEK URGENT CARE OF ENTERPRISE			3	100%	3
Englewood Health and Rehab			3	100%	3
PREMIER CLINICAL RESEARCH INSTITUTE INC			3	100%	3
JUPITER CLINIC			3	100%	3
TIFTON CARECONNECT URGENT CARE			3	100%	3
MINUTECLINIC DIAGNOSTIC OF PENNSYLVAN		2	1	33%	3
BLUEWATER TOXICOLOGY			2	100%	2
LABCORP OF AMERICA HOLDINGS		1	1	50%	2
ATLAS GENOMICS			2	100%	2
MORRISTOWN MEMORIAL HOSPITAL		2			2
PHYSICIANS CARE INC		1	1	50%	2
OUR LADY OF THE LAKE REGIONAL MEDICAL CENTER			2	100%	2
TEXAS REGIONAL ASTHMA & ALLERGY CENTER			2	100%	2
AIRPORT CLINIC			2	100%	2
THE FOUNTAIN AT BOCA CIEGA BAY		2			2
MINUTECLINIC DIAGNOSTIC OF TN, PC 6304		1	1	50%	2
MINUTECLINIC, LLC, DBA MINUTECLINIC #4		2			2
WISE HEALTH SYSTEM		1	1	50%	2
THE CLUB AT BOYNTON BEACH, LLC			2	100%	2
CVS MINUTE CLINIC DIAG OF IND, LLC #6549		2			2
SPRINGHILL SENIOR RESIDENCE		2			2
TENNESSEE DEPARTMENT OF HEALTH (TDH) - REGIONAL LABORATORY			2	100%	2
SOUTHERN BREEZE HEALTHCARE		1	1	50%	2
SOUTH MIAMI HOSPITAL			2	100%	2
Kroger 571 - The Little Clinic Hendersonville		1	1	50%	2
LEGACY LABORATORY SERVICES			2	100%	2
UNIVERSITY COMMUNITY HEALTH SERVICES		1	1	50%	2
REELFOOT FAMILY WALK IN CLINIC - TIPT		2			2
JOHNSON CITY MEDICAL CENTER		1	1	50%	2
CVS OH3476POCT TIPP CITY		2			2
CONEMAUGH MEMORIAL MEDICAL CENTER		2			2
SHORE MEDICAL CENTER		2			2
EMORY UNIVERSITY HOSPITAL			2	100%	2
MEDEXPRESS URGENT CARE-SALINA, S 9TH ST		2			2
TMH PHYSICIAN PARTNERS MONTICELLO		1	1	50%	2
UNIVERSTIY OF ILLINOIS HOSPITAL			2	100%	2
MINUTECLINIC DIAGNOSTIC OF SC, LLC #4		2			2
UNIVERSITY HOSPITAL OF BROOKLYN		2			2
INTERMOUNTAIN MEDICAL CENTER			2	100%	2
DALLAS BAPTIST UNIVERSITY - HEALTH SERVICES			2	100%	2
COMPLETE HEALTH MEDICAL CENTER			2	100%	2
METHODIST MANSFIELD MEDICAL CENTER			2	100%	2
DUKE HEALTH REGIONAL HOSPITAL			2	100%	2
UNIVERSITY OF MARYLAND MEDICAL CENTER			2	100%	2
NASSAU UNIVERSITY MEDICAL CENTER DEPT		1	1	50%	2

COVID-19: testing by laboratory

Data through Jan 30, 2021 verified as of Jan 31, 2021 at 09:25 AM

Data in this report are provisional and subject to change.

The numbers in the table below represent the number of Florida and non-Florida residents for whom test results were received by the Department of Health. A person can be tested by more than one laboratory and can have both positive and negative results. **Therefore, the sum of the numbers in each column will be larger than the total number of people tested.**

Reporting lab	Inconclusive	Negative	Positive	Percent positive	Total
MINUTE CLINIC DIAGNOSTIC OF VIRGINIA, LLC #7543		2			2
PICHARDO CLINIC, THE			2	100%	2
STANFORD HEALTH CARE ANATOMIC PATHOLOGY & CLINICAL LAB			2	100%	2
ALL PEDIATRIC CARE PA			2	100%	2
PUBLIC HEALTH LABORATORY	1		1	50%	2
MEDEXPRESS URGENT CARE - OMAHA N 72 ST		2			2
SANIBEL MEDICAL CLINIC			2	100%	2
CVS IL3163POCT OAK PARK		2			2
MEDEXPRESS URGENT CARE- COLUMBIA HEIGH		2			2
ACCESS CARE MEDICAL GROUP LLC		2			2
MINUTECLINIC DIAGNOSTIC MEDICAL		2			2
SERENADES BY SONATA		1	1	50%	2
OAKBRIDGE TERRACE AT SAE			2	100%	2
THE HOSPITAL OF PROVIDENCE EMERGENCY ROOM			2	100%	2
MEDEXPRESS URGENT CARE - LINCOLN VILLA		2			2
Lenox on the Lake			2	100%	2
HAMILTON COUNTY HEALTH DEPARTMENT		2			2
LABRADOR PRIMARY CARE CENTER			2	100%	2
JEFFERSON WASHINGTON TOWNSHIP HOSPITAL		2			2
Kroger 096 - The Little Clinic Orchard and Holly		2			2
SIMMONS			2	100%	2
SENDER RETREAT ADULT DAY CARE CENTERS			2	100%	2
HOUSTON HEALTH DEPARTMENT - BUREAU OF LABORATORY SERVICES			2	100%	2
NORTHWELL HEALTH			2	100%	2
HOLY TRINITY PHARMACY LLC		2			2
MINUTECLINIC DIAG OF IND, LLC #6908		2			2
SYLVAN NURSING			2	100%	2
ManorCare Rehabilitation Center- Decatur		2			2
FEDERAL CORRECTIONAL INSTITUTION MARIANNA			2	100%	2
WESTMINSTER SUNCOAST			2	100%	2
GILCHRIST COUNTY FIRE DEPARTMENT			2	100%	2
Hartwell Health and Rehabilitation		2			2
MEDEXPRESS URGENT CARE NORWIN		2			2
SKIPPACK MEDICAL LAB			2	100%	2
Parkridge Specialty Care		2			2
GULF COAST REGIONAL MEDICAL CARE		2			2
PALM MEDICAL CENTER - PLANT CITY		2			2
MINUTECLINIC DIAGNOSTIC PA #7110		2			2
EASTLAKE MEDICAL CENTER		2			2
SWEDISH COVENANT HOSPITAL			2	100%	2
FLORIDA MEDICAL CENTER OF CLEARWATER		2			2
ADVOCATE SHERMAN HOSPITAL			2	100%	2
BRENTWOOD AT FORE RANCH			2	100%	2
CVS MD1881POCT DUNKIRK		2			2
BIONIC TECHNOLOGIES CORPORATION			2	100%	2
IN & OUT URGENT CARE METAIRIE			2	100%	2
FLORIDA MEDICAL CLINIC CARDIOLOGY-ZH			2	100%	2

COVID-19: testing by laboratory

Data through Jan 30, 2021 verified as of Jan 31, 2021 at 09:25 AM

Data in this report are provisional and subject to change.

The numbers in the table below represent the number of Florida and non-Florida residents for whom test results were received by the Department of Health. A person can be tested by more than one laboratory and can have both positive and negative results. **Therefore, the sum of the numbers in each column will be larger than the total number of people tested.**

Reporting lab	Inconclusive	Negative	Positive	Percent positive	Total
MEDEXPRESS URGENT CARE - SOUTH CHARLESTON		2			2
STEUBEN COUNTY PUBLIC HEALTH		2			2
MEDEXPRESS URGENT CARE - BROOKHAVEN		2			2
Kroger 627 - The Little Clinic Castleberry		1	1	50%	2
CVS CA8850POCT HUNTINGTON BEACH		1	1	50%	2
ADVICE FOR OPTIMAL WELLNESS			2	100%	2
MARTHA A PRICE MD PA		1	1	50%	2
BAPTIST HOSPITAL EMPLOYEE HEALTH OFF			2	100%	2
LACORP		1	1	50%	2
GOUVERNEUR HOSPITAL LABORATORY		2			2
UNIVERSITY OF MISSOURI HEALTH CARE			2	100%	2
CERTIVIA LABORATORIES			2	100%	2
RIVER CITY MEDICAL ASSOCIATES, INC			2	100%	2
PEDIATRIC HEALTH CARE		1	1	50%	2
BROOKDALE LAKE MARY			2	100%	2
SPRINGFIELD HOSPITAL LABORATORY			2	100%	2
CROSSROADS			2	100%	2
SOMA MEDICAL CENTER PA #4			2	100%	2
MASSACHUSETTS DEPARTMENT OF HEALTH			2	100%	2
MONICE DR.			2	100%	2
WALGREENS #05477		2			2
AMERICAN HEALTH ASSOC. LABORATORY SOUTH			2	100%	2
WELL HEALTH LABS			2	100%	2
SCIENTIFIC LABORATORY COMPANY		2			2
Elba Nursing and Rehabilitation Center, LLC		2			2
BAPTIST HEALTH LEXINGTON			2	100%	2
CVS AZ9290POCT PHOENIX		2			2
EXCEPTIONAL EMERGENCY CENTER - AMARILLO			2	100%	2
CVS PA2688POCT COLLEGEVILLE		2			2
MEDEXPRESS URGENT CARE - LINCOLN N 26T		2			2
HOLY FAMILY MEDICAL CENTER		1	1	50%	2
Lake Charles Healthcare LLC dba Landmark Lake Charles			2	100%	2
MAYO CLINIC GROUP PRACTICE LABORATORY			2	100%	2
SOUTH DAKOTA DEPARTMENT OF HEALTH		2			2
CVS NY491POCT JACKSON HEIGHTS		2			2
ANDERSON COUNTY HOSPITAL			2	100%	2
HARRINGTON PARK HEALTH AND REHAB		2			2
VOLUNTEERS OF AMERICA OF FLORIDA			2	100%	2
CABELL HUNTINGTON HOSPITAL CLINICAL LAB			2	100%	2
BAYSTATE MEDICAL CENTER		1	1	50%	2
VITAL CARE CLINIC, LLC			2	100%	2
LEHIGH MEDICAL AND RESEARCH CENTER, INC			2	100%	2
MID-FLORIDA HEMATOLOGY AND ONCOLOGY CENTERS		2			2
LPG CONVENIENT CARE AT METRO		2			2
SWEETWATER NURSING CENTER		2			2
Lakeside Oaks Care Center			2	100%	2
BOSTON PUBLIC HEALTH COMMISSION			2	100%	2

COVID-19: testing by laboratory

Data through Jan 30, 2021 verified as of Jan 31, 2021 at 09:25 AM

Data in this report are provisional and subject to change.

The numbers in the table below represent the number of Florida and non-Florida residents for whom test results were received by the Department of Health. A person can be tested by more than one laboratory and can have both positive and negative results. **Therefore, the sum of the numbers in each column will be larger than the total number of people tested.**

Reporting lab	Inconclusive	Negative	Positive	Percent positive	Total
MIDDLEBURG PEDIATRICS			2	100%	2
ADVENTHEALTH MEDICAL GROUP FAMILY MEDICINE AT RDV		2			2
FLORIDA DEPARTMENT OF HEALTH IN ALACHUA COUNTY -			2	100%	2
VILLA HEALTH NH LLC			2	100%	2
Alden Terrace of McHenry			2	100%	2
CATHOLIC HEALTH LABORATORY SERVICES		2			2
BAYCARE OUTREACH LAB			2	100%	2
MINUTECLINIC 7196		2			2
LOWELL GENERAL HOSPITAL			2	100%	2
FLORIDA DEPARTMENT OF HEALTH (FDOH)			2	100%	2
Macon Valley Nursing and Rehabilitation Center		2			2
HIGHLANDS COUNTY FIRE RESCUE		2			2
THE RIM URGENT CARE			2	100%	2
MINUTECLINIC DIAG OF IND, LLC #6648		1	1	50%	2
Avanti Wellness and Rehab			2	100%	2
ORMOND BEACH URGENT CARE			2	100%	2
Bedford Care Center of Hattiesburg		2			2
Kroger 745 - The Little Clinic Somerset		2			2
CIGNA GATEWAY			2	100%	2
GOLDMAN SACHS HEALTH CENTER		2			2
CAREWELL JW - WORCESTER LNC			2	100%	2
ACCESS RECOVERY SOLUTIONS LLC			2	100%	2
NORTHEAST PEDIATRICS			2	100%	2
ACCESS LABORATORIES LLC			2	100%	2
ADVENT HEALTH MEDICAL GROUP FAMILY AND INTERNAL MEDICINE AT AVALON PAR		1	1	50%	2
WALGREENS #13605		2			2
Medilodge of Montrose		2			2
Kings County Hospital Center			2	100%	2
GIGI WOOD DAVIS DO-FAMILY MEDICINE		2			2
NEBRASKA DEPARTMENT OF HEALTH AND HUMAN SERVICES			2	100%	2
CREATIVE HEALTH CENTER			2	100%	2
UMHC HOLLYWOOD LABORATORY			2	100%	2
PIEDMONT HOSPITAL LAB			2	100%	2
ORLANDO HEALTH PHYSICIAN GROUP			2	100%	2
MEDEXPRESS URGENT CARE-SELINGSGROVE		2			2
ADVENTIST HINSDALE HOSPITAL LABORATORY			2	100%	2
NEIGHBORCARE PHARMACY SERVICES		2			2
DOCTOR'S IN-HOUSE LAB/COMMUNITY HEALTH CENTERS OF PINELLAS – JOHNNIE R			2	100%	2
GENETIC ASSAYS INC			2	100%	2
CARTER BLOOD CARE			2	100%	2
PANCARE HEALTH - SNEADS ELEMENTARY			2	100%	2
JOSEF SCHENKER, MD, PC		2			2
Kennedy University Hospital -Wash Twp L		2			2
CPL LABS			2	100%	2
MEMORIAL HOSPITAL OF CARBONDALE			2	100%	2
COASTAL MEDICAL LAB			2	100%	2
PHYSICIANS LABORATORY SERVICES			2	100%	2

COVID-19: testing by laboratory

Data through Jan 30, 2021 verified as of Jan 31, 2021 at 09:25 AM

Data in this report are provisional and subject to change.

The numbers in the table below represent the number of Florida and non-Florida residents for whom test results were received by the Department of Health. A person can be tested by more than one laboratory and can have both positive and negative results. **Therefore, the sum of the numbers in each column will be larger than the total number of people tested.**

Reporting lab	Inconclusive	Negative	Positive	Percent positive	Total
PINECREST PEDIATRICS GROUP LLC			2	100%	2
BAPTIST HEALTHCARE - LAKEVIEW CENTER INC		2			2
CLEVELAND CLINIC IMAGING			2	100%	2
COVANCE			2	100%	2
PALM CITY NURSING AND REHAB CENTER			2	100%	2
MINUTECLINIC DIAGNOSTIC OF NORTH CARO		2			2
UTMB PATHOLOGY CLINICAL SERVICES LABORATORY			2	100%	2
Cedar Valley Nursing & Rehab Center		2			2
BAYSIDE URGENT CARE CENTER INC			2	100%	2
COMMUNITY HEALTH CENTERS INC			2	100%	2
CHNJ		2			2
A+ URGENT/PRIMARY CARE			2	100%	2
Jackson Health Care Facility			2	100%	2
STARR COUNTY MEMORIAL HOSPITAL			2	100%	2
RIGHT AT HOME			2	100%	2
EXPRESS CARE OF THE SHOALS		1	1	50%	2
JRS LABORATORY			2	100%	2
THOMASVILLE REGIONAL MEDICAL CENTER		2			2
VIRGINIA DEPT OF HEALTH OFFICE OF EPIDEMIOLOGY			2	100%	2
Kroger 758 - The Little Clinic Providence		2			2
STARR CITY OF ROMA COMMUNITY CENTER			2	100%	2
MARCO ISLAND MEDICAL CENTER			2	100%	2
Church Creek SNF			2	100%	2
PHYSICIANS MEDICAL CENTER		2			2
BROOKS -TLC HOSPITAL SYSTEM			2	100%	2
MEDEXPRESS - WILMINGTON KIRKWOOD HIGHWAY		2			2
BAPTIST HOSPITAL OF MIAMI MCI BROWARD LABORATORY			2	100%	2
ROPER HOSPITAL			2	100%	2
APC PEDIATRICS			2	100%	2
DMC UNIVERSITY LABORATORIES		1	1	50%	2
AFFORDABLE PRIMARY CARE LLC		2			2
CVS AZ5891POCT GILBERT		1	1	50%	2
NDX-CORE LAB			2	100%	2
MARTIN MEDICAL CENTER INC		1	1	50%	2
CLEAR LAKE REGIONAL MEDICAL CENTER			2	100%	2
87TH MEDICAL GROUP – MCGUIRE AMBULATORY CARE FACILITY		2			2
FALCON HEALTH CENTER			2	100%	2
Delaware Court Healthcare Center		2			2
ONE MEDICAL GROUP		1	1	50%	2
Greystone Nursing and Rehab, LLC			2	100%	2
NEMOURS CHILDREN'S URGENT			2	100%	2
PINARD HOME HEALTH SERVICES INC			2	100%	2
MID-FLORIDA PATHOLOGY LLC - MOBILE UNIT # 3			2	100%	2
CVS OH6149POCT UPPER ARLINGTON		1	1	50%	2
POINT OF CARE PRIVATE HEALTH MANAGEMENT			2	100%	2
NOT GIVEN		1	1	50%	2
MINUTECLINIC DIAG OF IND, LLC #8645		2			2

COVID-19: testing by laboratory

Data through Jan 30, 2021 verified as of Jan 31, 2021 at 09:25 AM

Data in this report are provisional and subject to change.

The numbers in the table below represent the number of Florida and non-Florida residents for whom test results were received by the Department of Health. A person can be tested by more than one laboratory and can have both positive and negative results. **Therefore, the sum of the numbers in each column will be larger than the total number of people tested.**

Reporting lab	Inconclusive	Negative	Positive	Percent positive	Total
BMC/JACSONVILLE		1	1	50%	2
AMI ST FRANCIS HOSPITAL LABORATORY		1	1	50%	2
FLORIDA DEPARTMENT OF HEALTH IN LEE COUNTY		1	1	50%	2
ARCPOINT LABS OF ALTAMONTE SPRINGS			2	100%	2
TRINITAS REGIONAL MEDICAL CENTER		1	1	50%	2
MERCY HOSPITAL			2	100%	2
Good Samaritan Society-Blackduck		1	1	50%	2
OELWEIN HEALTH CARE CENTER		2			2
MATHER HOSPITAL			2	100%	2
Timber Ridge Health Care Center			2	100%	2
STEWART ST ELIZABETH MEDICAL CENTER			2	100%	2
US LABS		2			2
PARKLAND HEALTH & HOSPITAL			2	100%	2
Holiday Retirement Home			2	100%	2
MAJESTIC GUARDIANS			2	100%	2
LAKEVIEW HEALTHCARE SYSTEM LLC			2	100%	2
HCR MANOR CARE SERVICES OF FLORIDA III INC		2			2
AUSTIN REGIONAL CLINIC MICROBIOLOGY LAB			2	100%	2
COOPER CLINIC			2	100%	2
APPLECARE VALDOSTA			2	100%	2
BD MEDICAL SYSTEMS			2	100%	2
Kroger 619 - The Little Clinic Hendersonville Indian Lake		2			2
BAY CORRECTIONAL AND REHABILITATION FACILITY			2	100%	2
Iowa Veterans Home		2			2
FKC AMELIA ISLAND DIALYSIS			2	100%	2
OPP HEALTH AND REHABILITATION		2			2
HAMILTON CHD		2			2
SOUTHEASTERN INSTITUTE OF RESTORATIVE MEDICINE		1	1	50%	2
CVS OH3080POCT HUBER HEIGHTS		2			2
CVS NJ862POCT MARLBORO		2			2
FLAGLER PROFESSIONAL HEALTH CAE SERVICES INC		2			2
JUPITER INTERNAL MEDICINE AND ASSOCIATES			2	100%	2
CSS- TWELVE OAKS			2	100%	2
SUNCOAST TECHNICAL COLLEGE SCHOOL OF HEALTH		2			2
NLC LABS			2	100%	2
HOME ACCESS HEALTH			2	100%	2
CENTRAL FLORIDA PRIMARY CARE			2	100%	2
CALIFORNIA DIVISION OF COMMUNICABLE DISEASE CONTROL			2	100%	2
MINUTE CLINIC DIAGNOSTIC OF KANSAS PA		2			2
NEMOURS CHILDRENS PRIMARY CARE			2	100%	2
RIVERSIDE METHODIST HOSPITAL LAB			2	100%	2
NEW YORK STATE DEPARTMENT OF HEALTH		1	1	50%	2
SANFORD REGIONAL HOSPITAL WORTHINGTON		2			2
BOSTON MEDICAL CENTER			2	100%	2
FLORIDA COMMUNITY HEALTH CENTERS, INC.			2	100%	2
SOUTHSIDE FAMILY MEDICAL		2			2
DELAWARE DIAGNOSTICS LABS			2	100%	2

COVID-19: testing by laboratory

Data through Jan 30, 2021 verified as of Jan 31, 2021 at 09:25 AM

Data in this report are provisional and subject to change.

The numbers in the table below represent the number of Florida and non-Florida residents for whom test results were received by the Department of Health. A person can be tested by more than one laboratory and can have both positive and negative results. **Therefore, the sum of the numbers in each column will be larger than the total number of people tested.**

Reporting lab	Inconclusive	Negative	Positive	Percent positive	Total
MINIUTECLINIC DIAG OF IND, LLC #6553		2			2
TALLAHASSEE MEMORIAL HEALTHCARE FAMILY MED RESIDENCY			2	100%	2
MIDDLE TENN MENTAL HEALTH INSTITUTE		2			2
MEDLOGIC, LLC		2			2
OCALA REGIONAL KIDNEY CENTER-WEST			2	100%	2
CVS IN6713POCT BLOOMINGTON		2			2
CROSSROADS URGENT CARE DBA URGENT TEA		2			2
SACRED HEART HOSPITAL ON THE EMERALD			2	100%	2
INTEGRATED REGIONAL LABS			2	100%	2
DALLAS VA MEDICAL CENTER - VA NORTH TEXAS HEALTH CARE SYSTEM			2	100%	2
PALM BAY COMMUNITY OUTPATIENT CLINIC		2			2
WOMENS CARE FLORIDA LLC-LABORATORY		2			2
HARBORCHASE OF GAINESVILLE			2	100%	2
COMMUNITY PHYSICIANS OF NORTH PORT PA			2	100%	2
ASSOCIATES IN UROGYNECOLOGY MD LLC		2			2
ARTHREX MEDICAL CENTER EAST			2	100%	2
CITY OF NEW YORK DEPARTMENT OF HEALTH			2	100%	2
GRAND VILLA OF MELBOURNE			2	100%	2
CVS TX10140POCT THE WOODLANDS		2			2
MARQUESA MEDICAL		2			2
GEISINGER MEDICAL CENTER		2			2
U OF MIAMI MILLER SCHOOL OF MEDICINE			2	100%	2
PANCARE HEALTH - FRANKLIN CO			2	100%	2
MED EXPRESS URGENT CARE PC - MARYLAND		2			2
UT AUSTIN UNIVERSITY HEALTH SERVICES			2	100%	2
CVS MO5655POCT LIBERTY			2	100%	2
LEE MEMORIAL HOSPITAL BLOOD GAS LAB			2	100%	2
REGIONS HOSPITAL LABORATORY			2	100%	2
SINAI PLAZA NURSING AND REHAB CENTER			2	100%	2
BNR PHARMACY INC		2			2
Great Lakes Health Center			2	100%	2
WEST COAST PEDIATRICS			2	100%	2
PM PEDIATRICS OF BAYSIDE, PLLC - MANHASSET		2			2
LEXINGTON PLACE			2	100%	2
CVS MO4850POCT SPRINGFIELD		2			2
EXPEDIAN URGENT CARE			2	100%	2
GENESIS FAMILY PRACTICE			2	100%	2
Walgreens #10207		2			2
UNIVERSITY HOSPITALS OF CLEVELAND			2	100%	2
KAILOS GENETICS INC			2	100%	2
GRACE HEALTHCARE OF LAKE WALES		1	1	50%	2
HEARTLAND HOME HEALTH CARE		2			2
BRIGHAM AND WOMEN'S HOSPITAL			2	100%	2
Kroger 186 - The Little Clinic Holiday Manor		1	1	50%	2
BFT LAB			2	100%	2
CVS MINUTE CLINIC DIAGNOSTIC MED GRP		2			2
ST. JOSEPH REGIONAL MEDICAL CENTER			2	100%	2

COVID-19: testing by laboratory

Data through Jan 30, 2021 verified as of Jan 31, 2021 at 09:25 AM

Data in this report are provisional and subject to change.

The numbers in the table below represent the number of Florida and non-Florida residents for whom test results were received by the Department of Health. A person can be tested by more than one laboratory and can have both positive and negative results. **Therefore, the sum of the numbers in each column will be larger than the total number of people tested.**

Reporting lab	Inconclusive	Negative	Positive	Percent positive	Total
MCLAREN REGIONAL MEDICAL CENTER			2	100%	2
GINKGO-IXLAYER		2			2
MURFREESBORO MEDICAL CLINIC		2			2
AFTER HOURS PEDS			2	100%	2
QUEST DIAGNOSTICS CLINICAL LABORATORIES INC		2			2
AMEDISYS HOME HEALTH OF GREENVILLE			2	100%	2
Kroger 093 - The Little Clinic Stapleton		1	1	50%	2
MINUTECLINIC, DIAGNOSTIC OF TEXAS, LLC		2			2
SUPER HEALTH PHARMACY LLC		2			2
ACCESS MEDICAL GROUP OF FLORIDA CITY			2	100%	2
RAPID URGENT CARE - ALBANY			2	100%	2
BELLIN HOSPITAL			2	100%	2
HEALTH EXPRESS URGENT CARE			2	100%	2
GOLDSTEIN			2	100%	2
GALEN BAYLOR EXTENSION		2			2
RAINY LAKE MEDICAL CENTER			2	100%	2
WEAKLEY COUNTY REHAB AND NURSING CENTER		2			2
CARE CENTERS OF NASSAU LLC MINER ROAD SOUTH		2			2
LEESBURG REGIONAL MEDICAL CENTER URGENT CARE			2	100%	2
CVS MD4371POCT OCEAN CITY		2			2
DRR JMC URGENT CARE DONALD ROSS			2	100%	2
MIDWAY SPECIALTY CARE RX LLC			2	100%	2
CARE NOW, INC			2	100%	2
MINUTECLINIC, LLC #07852		2			2
ACM MEDICAL LABORATORY ALLIANCE			2	100%	2
TRICORE REFERENCE LABORATORY		1	1	50%	2
CHEROKEE COUNTY HEALTH AND REHAB CENTER		2			2
PALM BEACH GARDENS MEDICAL CENTER			2	100%	2
BAYSHORE MEDICAL CENTER			2	100%	2
BENEVA LAKES ASSISTED LIVING CENTER			2	100%	2
CONWAY MEDICAL CENTER			2	100%	2
LEE PHYSICIAN GROUP		1	1	50%	2
Manorcare Health Services West Reading North		2			2
REGIONAL MEDICAL CENTER BAYONET POINT			2	100%	2
ATHENA CARE RESOURCES LLC		2			2
UNIVERISTY OF MEMPHIS ATHLETIC TRAINI		2			2
ATLANTIC SURGERY CENTER OF JACKSONVILLE BEACH		2			2
BAYFRONT FAMILY HEALTH CENTER			2	100%	2
ONTARIO COUNTY PUBLIC HEALTH		2			2
First Care Living Center/Essentia Health			2	100%	2
DOCTORS CARE OF PALM COAST			2	100%	2
POMONA VALLEY COMMUNITY HOSPITAL			2	100%	2
OSF ST JOSEPH MEDICAL CENTER			2	100%	2
STATE OF FLORIDA			2	100%	2
MID - FLORIDA PATHOLOGY LLC		1	1	50%	2
INSPIRIT SENIOR LIVING			2	100%	2
COOK HOSPITAL AND CARE CENTER		1	1	50%	2

COVID-19: testing by laboratory

Data through Jan 30, 2021 verified as of Jan 31, 2021 at 09:25 AM

Data in this report are provisional and subject to change.

The numbers in the table below represent the number of Florida and non-Florida residents for whom test results were received by the Department of Health. A person can be tested by more than one laboratory and can have both positive and negative results. **Therefore, the sum of the numbers in each column will be larger than the total number of people tested.**

Reporting lab	Inconclusive	Negative	Positive	Percent positive	Total
SPECIALTY LABORATORIES			2	100%	2
FIRST CHOICE MEDICAL PC			2	100%	2
PHOEBE BERKS HEALTH CARE CENTER		2			2
MERCY CONVENIENT CARE			2	100%	2
VANAYER HEALTHCARE AND REHAB CENTER		2			2
CROSTOWN PHARMACY		2			2
MEDEXPRESS URGENT CARE-BLOOMFIELD AVEN		2			2
ASCENSION ST MICHAEL'S HOSPITAL LAB		1	1	50%	2
HANOVER ENDOSCOPY CENTER		2			2
ILLINOIS DEPT OF PUBLIC HEALTH LABS			2	100%	2
CARESPOT URGENT CARE		1	1	50%	2
MISSION HOSPITAL REGIONAL MEDICAL CENTER			2	100%	2
MOBILE COUNTY HEALTH DEPARTMENT		1	1	50%	2
INA		1	1	50%	2
PEACE RIVER MEDICAL CENTER		2			2
Kroger 412 - The Little Clinic Oxford		2			2
METROHEALTH SYSTEM			2	100%	2
CLEARWATER PAIN MANAGEMENT ASSOCIATES			2	100%	2
AMERICAN MEDICAL LABORATORIES			2	100%	2
ST. MARY'S MEDICAL CENTER EVANSVILLE, INC			2	100%	2
JORDAN VALLEY MEDICAL CENTER			2	100%	2
AHC of Mckenzie		2			2
ASPIRUS RIVERVIEW HOSPITAL & CLINICS INC		1	1	50%	2
PEPIN ACADEMIES-PASCO		2			2
Kroger 448 - The Little Clinic Mason		2			2
MEDEXPRESS URGENT CARE - LEDGEWOOD		2			2
EDGEWATER RETIREMENT MANOR			2	100%	2
SPECTRUM HEALTH			2	100%	2
VALLEY MEDICAL LABORATORY			2	100%	2
DEKALB MEDICAL CENTER LABORATORY			2	100%	2
STUART SURGERY CENTER, LLC			2	100%	2
BRANDYWYNE HEALTH CARE CENTER			2	100%	2
SPRINGS MEDICAL LAB		1	1	50%	2
CVS NY549POCT RIDGEWOOD		1	1	50%	2
DOCTORS MEDICAL CTR OF WALTON COUNTY			2	100%	2
SUNSHINE PHARMACY		2			2
MODMD LABORATORY		2			2
NORTH MCALLEN PEDIATRIC CENTER			2	100%	2
FLORIDA SCHOOL FOR THE DEAF & BLIND			2	100%	2
UNITED MEMORIAL MEDICAL CENTER			2	100%	2
Providence of Sparta Health and Rehabilitation		2			2
CVS MD2956POCT NEW MARKET		1	1	50%	2
CVS OH6147POCT COLUMBUS		1	1	50%	2
MAIN STREET MEDICAL CENTERS		2			2
LIFELINK TISSUE BANK D/B/A LIFELINK TISSUE BANK		2			2
441 URGENT CARE-MULBERRY			2	100%	2
PALMETTO FAMILY HEALTH CENTER			2	100%	2

COVID-19: testing by laboratory

Data through Jan 30, 2021 verified as of Jan 31, 2021 at 09:25 AM

Data in this report are provisional and subject to change.

The numbers in the table below represent the number of Florida and non-Florida residents for whom test results were received by the Department of Health. A person can be tested by more than one laboratory and can have both positive and negative results. **Therefore, the sum of the numbers in each column will be larger than the total number of people tested.**

Reporting lab	Inconclusive	Negative	Positive	Percent positive	Total
PM PEDIATRICS OF SELDEN, PLLC		2			2
INFINITI LABS INC			2	100%	2
POMERENE HOSPITAL			2	100%	2
URGENT CARE AND SURGERY CENTER			2	100%	2
VAULT HEALTH			2	100%	2
SOUTHEAST GEORGIA HEALTH SYSTEM			2	100%	2
Heartland Healthcare Center Boca Raton			2	100%	2
WARD MEMORIAL HOSPITAL		2			2
PALOS COMMUNITY HOSPITAL LABORATORY			2	100%	2
LAB CORP OF AMER SAN DIEGO			2	100%	2
AGILE URGENT CARE			2	100%	2
CHARLOTTE COUNTY HEALTH DEPARTMENT			2	100%	2
CVS IN7653POCT EVANSVILLE		1	1	50%	2
HEALTH FIRST MEDICAL GROUP			2	100%	2
NAVAL BRANCH MEDICAL CLINIC			2	100%	2
MINUTECLINIC DIAGNOSTIC OF KANSAS PA		2			2
WILSON MEMORIAL HOSPITAL			2	100%	2
MEDICAL CENTER LABORATORY			2	100%	2
RIVERVIEW MEDICAL CLINIC		2			2
Robert Cranfield			2	100%	2
MINUTECLINIC DIAGNOSTIC OF PA LLC		2			2
GULF COAST IMMEDIATE CARE CENTER		1	1	50%	2
SIGNATURE CARE LEWISVILLE-EMERGENCY CENTER		1	1	50%	2
Kroger 125 - The Little Clinic Castle Rock		2			2
BAYLOR COLLEGE OF MEDICINE			2	100%	2
MEDEXPRESS URGENT CARE - WEXFORD		2			2
ADVENT HEALTH CENTRAL TEXAS		1	1	50%	2
ORLANDO FAMILY PHYSICIANS INC			2	100%	2
CLINICA HISPANIA			2	100%	2
CVS TX8387POCT AUSTIN		2			2
HALIFAX HEALTH CARE FOR WOMEN		2			2
JUST BELIEVE RECOVERY CENTER			2	100%	2
MENORAH MANOR			2	100%	2
MINUTECLINIC DIAGNOSTIC OF OHIO #2964		2			2
NEBRASKA MEDICAL CENTER			2	100%	2
NONA PEDIATRIC CENTER			2	100%	2
FAMILY HEALTH CENTER AT PORT ST JOHN			2	100%	2
URGENT TEAM - NASHVILLE		2			2
MIDLAND MEMORIAL HOSPITAL			2	100%	2
CENTRAL FLORIDA FAMILY HEALTH CENTER		2			2
MINUTECLINIC #8760		2			2
BRITO MEDICAL CENTER			2	100%	2
CLINICAL ASSOCIATES OF ORLANDO LLC		2			2
Gracemore Nursing and Rehab		2			2
MD NOW URGENT CARE CENTER INC.			2	100%	2
MERCY HEALTH LAB		1	1	50%	2
LAWRENCE GENERAL HOSPITAL			2	100%	2

COVID-19: testing by laboratory

Data through Jan 30, 2021 verified as of Jan 31, 2021 at 09:25 AM

Data in this report are provisional and subject to change.

The numbers in the table below represent the number of Florida and non-Florida residents for whom test results were received by the Department of Health. A person can be tested by more than one laboratory and can have both positive and negative results. **Therefore, the sum of the numbers in each column will be larger than the total number of people tested.**

Reporting lab	Inconclusive	Negative	Positive	Percent positive	Total
BERGEN NEW BRIDGE M		2			2
WASHINGTON STATE DEPARTMENT OF HEALTH PUBLIC HEALTH LABORATORIES			2	100%	2
LIFESPRING COMMUNITY HEALTH		2			2
VELOCITY URGENT CARE			2	100%	2
FAMILY FIRST PEDIATRICS			2	100%	2
MINUTECLINIC DIAG OF IND LLC #1367		2			2
MEDEXPRESS URGENT CARE FOX CHAPEL		2			2
DOCTOR 4 U CLINIC			2	100%	2
NORTH DAKOTA VETERANS HOME		2			2
BERGEN COUNTY SURGICAL AND ENDOSCOPY CENTER		2			2
BIOHEALTH MEDICAL LAB INC			2	100%	2
Iron County Medical Care Facility		2			2
SAFE PMC		2			2
NEMOURS CHILDREN'S PRIMARY CARE THE VILLAGES		2			2
INTERNAL MEDICINE ASSOCIATES-DUNELLON			2	100%	2
TGH Brandon Healthplex Laboratory			2	100%	2
HAWAII DEPARTMENT OF HEALTH			2	100%	2
WISCONSIN STATE LABORATORY OF HYGIENE		1	1	50%	2
NYUMC CLINICAL LABORATORIES			2	100%	2
FLORIDA CLINICAL LABORATORY INC			2	100%	2
CVS MINUTE CLINIC DIAGNOSTIC OF TN #3293		2			2
ARLINGTON DIALYSIS CENTER LLC		2			2
NEW GEN LABS			2	100%	2
MOUNT SINAI AVENTURA DIAGNOSTIC CENTER			2	100%	2
ALASKA PUBLIC HEALTH LAB		1	1	50%	2
MINUTE-CLINIC DIAGNOSTIC OF VIRGINIA,		2			2
CVS TX1104POCT ALLEN		2			2
CITRUS PARK			2	100%	2
SOUTHERN TENNESSEE MEDICAL CENTER			2	100%	2
Warren Center for Rehabilitation and Nursing		2			2
GRAND VILLA OF SARASOTA		1	1	50%	2
JULIE STAATS DO		2			2
LILY PHARMACY		2			2
RENFREW CENTERS INC		2			2
PM PEDIATRICS OF BAYSIDE PLLC - HOPEWELL JUNCTION		2			2
MINUTECLINIC DIAGNOSTIC PA #3344		2			2
PREMIER MEDICAL LABORATORY			2	100%	2
VALLEY BAPTIST MEDICAL CENTER: BROWNSVILLE			2	100%	2
CVS TN7698POCT KNOXVILLE		2			2
MINUTECLINIC, LLC #1452		2			2
ROCKEFELLER UNIVERSITY CLINICAL GENOMICS LABORATOR		2			2
COL CROSSROAD		1	1	50%	2
CLINICAL CARE ASSOCIATES, INC			2	100%	2
BIOMAT USA			2	100%	2
STATCARE URGENT AND WALK-IN			2	100%	2
HENDRY/GLADES COUNTY HEALTH DEPARTMENT		2			2
FLORIDA DEPARTMENT OF HEALTH IN ESCAMBIA COUNTY		1	1	50%	2

COVID-19: testing by laboratory

Data through Jan 30, 2021 verified as of Jan 31, 2021 at 09:25 AM

Data in this report are provisional and subject to change.

The numbers in the table below represent the number of Florida and non-Florida residents for whom test results were received by the Department of Health. A person can be tested by more than one laboratory and can have both positive and negative results. **Therefore, the sum of the numbers in each column will be larger than the total number of people tested.**

Reporting lab	Inconclusive	Negative	Positive	Percent positive	Total
SHELL POINT HOME HEALTH			2	100%	2
VA PRIMARY CARE ANNEX			2	100%	2
POPLAR HEALTHCARE			2	100%	2
WALKONCLINIC			2	100%	2
OURMED		2			2
MEDEXPRESS URGENT CARE - SPRINGFIELD, COOLEY ST		2			2
VA CBOC			2	100%	2
AFC PHYSICIANS OF FLORIDA, PA			2	100%	2
SANTA ROSA COUNTY HEALTH DEPARTMENT			2	100%	2
ST LUKES HOSPITAL			2	100%	2
INDUSTRY LAB DIAGNOSTIC PARTNERS			2	100%	2
LIFT HEALTH		2			2
BLACKWATER RIVER			2	100%	2
GRAND VILLA OF LAKE LAND		2			2
ADVANCE FAMILY PRACTICE LLC			2	100%	2
CVS MO8555POCT KANSAS CITY		2			2
VA OUTPATIENT PHARMACY			2	100%	2
PRECISION CLINICAL RESEARCH			2	100%	2
Solaris Healthcare Pensacola			2	100%	2
MINUTE CLINIC LLC #4017		2			2
MINUTECLINIC DIAGNOSTICS OF IND LLC		1	1	50%	2
MINUTE CLINIC DIAGNOSTIC OF VIRGINIA, LLC #1905		2			2
CVS IL7017POCT BLOOMINGTON		2			2
PTC LABORATORIES			2	100%	2
MIDWAY PRIMARY CARE LLC		2			2
CVS NC7588POCT ASHEVILLE		2			2
INTERNAL MEDICINE & PEDIATRICS WELLNESS CENTER			2	100%	2
UC CORAL GABLES			2	100%	2
CENTURY LINK SPORTS COMPLEX			2	100%	2
TAMPA INTERNATIONAL AIRPORT			2	100%	2
SUNCOAST BLOOD BANK			2	100%	2
Van Wert Manor		2			2
IN AND OUT URGENT CARE			2	100%	2
LIFETIME FAMILY URGENT CARE			2	100%	2
NEW BRIDGE MEDICAL CENTER		2			2
MINUTECLINIC MINUTECLINIC #4978		1	1	50%	2
ADVENTHEALTH EAST ORLANDO EMPLOYEE CLINIC		2			2
ADVENTHEALTH IMAGING PARTIN SETTLEMENT			2	100%	2
MEDAILLE COLLEGE WELLNESS CENTER		2			2
SOUTH FLORIDA PEDIATRIC PARTNERS			2	100%	2
MANSFIELD MEDICAL LODGE			2	100%	2
New Jersey Aim At Smg		2			2
STOP URGENT CARE			2	100%	2
FLORIDA PRIMARY CARE AND SPORTS MEDICINE INC			2	100%	2
BLUETAIL MEDICAL GROUP, LLC		1	1	50%	2
YOUTH AND YOU, INC		2			2
MEDSTAR HARBOR HOSPITAL			2	100%	2

COVID-19: testing by laboratory

Data through Jan 30, 2021 verified as of Jan 31, 2021 at 09:25 AM

Data in this report are provisional and subject to change.

The numbers in the table below represent the number of Florida and non-Florida residents for whom test results were received by the Department of Health. A person can be tested by more than one laboratory and can have both positive and negative results. **Therefore, the sum of the numbers in each column will be larger than the total number of people tested.**

Reporting lab	Inconclusive	Negative	Positive	Percent positive	Total
CVS OH5457POCT POWELL		2			2
WE CARE HOME HEALTH SOLUTIONS LLC			2	100%	2
MEDEXPRESS URGENT CARE- ALLISON PARK		1	1	50%	2
Kroger 426 - The Little Clinic Suwanee		2			2
MINUTECLINIC, LLC (CLINIC 10928)		2			2
SUMMIT URGENT CARE PS			2	100%	2
CVS PA7132POCT THORNDALE		2			2
FIRST PREVENTION AND DIALYSIS CENTER LLC			2	100%	2
PALM BEACH DIABETES & ENDOCRINE SPECIALISTS PA			2	100%	2
MEASE COUNTRYSIDE HOSPITAL CARDIAC REH			2	100%	2
MINUTECLINIC DIAGNOSTIC OF OHIO #4401		2			2
ST. ELIZABETH HEALTHCARE			2	100%	2
NATIONAL JEWISH HEALTH			2	100%	2
MINUTE CLINIC LLC #10203		2			2
PENSACOLA MEDICAL CLINIC LLC			2	100%	2
Manor Care-Kingston Court of York PA, LLC		2			2
ASHLEY PEDIATRICS			2	100%	2
BAYCARE LABORATORIES			2	100%	2
BIRMINGHAM INTERNAL MEDICINE ASSOCIATE		1	1	50%	2
MANATEE MEMORIAL HOSPITAL CLINICAL LABORATORY			2	100%	2
AdventHealth Care Center Orlando North			2	100%	2
MEMORIAL HERMANN CONSOLIDATED LABORATORY SERVICES			2	100%	2
MINUTECLINIC DIAGNOSTIC OF KENTUCKY		2			2
POINTE AT NEW PORT PLACE,THE		2			2
DASCENA LAB			2	100%	2
MEDEXPRESS URGENT CARE-MT PLEASANT		1	1	50%	2
LEE MEMORIAL HEALTH SYSTEM D/B/A			2	100%	2
GERM BUSTERS 911 LLC			2	100%	2
EAST NAPLES PEDIATRICS			2	100%	2
LEGACY ER & URGENT CARE - FRISCO WEST			2	100%	2
MINUTECLINIC DIAGNOSTIC OF TEXAS, LLC #7435		2			2
WINKLER COURT□		1	1	50%	2
RCA LABORATORY SERVICES LLC			2	100%	2
MINUTECLINIC DIAGNOSTIC OF OHIO #6192		2			2
EXPRESS CARE WALK-IN CLINIC			2	100%	2
COVID TESTING LLC			2	100%	2
MINUTECLINIC MINUTECLINIC #921		2			2
NAVAL MEDICAL CENTER			2	100%	2
PATIENT FIRST MEDICAL CENTER-CARYTOWN			2	100%	2
HUMILITY OF MARY HEALTH PARTNERS			2	100%	2
STARMED FAMILY & URGENT CARE			2	100%	2
ALL AMERICAN URGENT CARE			2	100%	2
SUNNYSIDE MANOR		2			2
MANASOTA PEDIATRICS			2	100%	2
CVS NC6402POCT DAVIDSON		1	1	50%	2
CHESTERFIELD HEALTHCARE GROUP, INC		2			2
MEDEXPRESS URGENT CARE, LANCASTER WEST		1	1	50%	2

COVID-19: testing by laboratory

Data through Jan 30, 2021 verified as of Jan 31, 2021 at 09:25 AM

Data in this report are provisional and subject to change.

The numbers in the table below represent the number of Florida and non-Florida residents for whom test results were received by the Department of Health. A person can be tested by more than one laboratory and can have both positive and negative results. **Therefore, the sum of the numbers in each column will be larger than the total number of people tested.**

Reporting lab	Inconclusive	Negative	Positive	Percent positive	Total
Luther Acres Manor		2			2
SOUTH LAKE FAMILY HEALTH CENTER			2	100%	2
ASCENSION ST VINCENT'S RIVERSIDE			2	100%	2
KINGS BAY PEDIATRICS LLC			2	100%	2
CHAPPEL GROUP RESEARCH, THE		2			2
BROOKDALE ALTAMONTE SPRINGS			2	100%	2
AKRON GENERAL MEDICAL CENTER MAIN		2			2
FASTCARE LLC			2	100%	2
FLORIDA MEDICAL CLINIC RADIOLOGY DALE MABRY		2			2
SUPERIOR RESIDENCES OF CLERMONT		2			2
PEDIATRIC SERVICES AND BREATHING CENTER PA			2	100%	2
MEMORIAL HERMANN			2	100%	2
BAYLOR SCOTT & WHITE COMPREHENSIVE WOUND			2	100%	2
MINUTE CLINIC LLC #6765		2			2
PEDIATRICS IN NORTH FLORIDA PA			2	100%	2
MD NOW URGENT CARE MEDICAL CENTERS INC			2	100%	2
NEW YORK PSYCHIATRIC INSTITUTE		2			2
ALVERNO CLINICAL LABORATORIES			2	100%	2
CRUC CMCH-COVID-19		2			2
CVS IN3975POCT JEFFERSONVILLE		1	1	50%	2
MINUTECLINIC #2797		2			2
SARASOTA MEMORIAL MEDICAL URGENT CARE CENTER			2	100%	2
JOHNNIE RUTH CLARKE LAB			2	100%	2
NEMOURS CHILDREN'S URGEN CARE			2	100%	2
PLASMA MED RESEARCH DBA		2			2
Kroger 853 - The Little Clinic East Broad Street		2			2
VETERANS AFFAIRS MEDICAL CENTER - GREATER LOS ANGELES			2	100%	2
EMERALD TRACE		2			2
MINUTECLINIC DIAG OF IND, LLC #6472		2			2
ACKERMAN CANCER CENTER		2			2
UK HEALTHCARE			2	100%	2
MARCO ISLAND HOSPITAL INC D/B/A		1	1	50%	2
MINUTECLINIC DIAG OF IND LLC #1138		1	1	50%	2
BOND COMMUNITY HEALTH CENTER			2	100%	2
CVS HEALTH, #1994		1	1	50%	2
CEDARS-SINAI MEDICAL CENTER			2	100%	2
FLORIDA PRIMARY CARE CENTER PA		2			2
BAYMEADOWS PRIMARY CARE		2			2
BEECHTREE MOLECULAR LAB LLC			2	100%	2
Walgreens #12427		1	1	50%	2
KEY WEST HMA PHYSICIAN MANAGEMENT, LLC			2	100%	2
ORLANDO ORTHOPAEDIC OUTPATIENT SURGERY CENTER LLC			2	100%	2
STUDENT HEALTH SERVICES			2	100%	2
MAGNOLIA ADULT, LLC			2	100%	2
MEMORIAL SLOAN KETTERING CANCER CENTER		1	1	50%	2
ADVENTHEALTH MEDICAL GROUP INTERNAL MEDICINE AT			2	100%	2
ACN PHYSICIANS GROUP CORP			2	100%	2

COVID-19: testing by laboratory

Data through Jan 30, 2021 verified as of Jan 31, 2021 at 09:25 AM

Data in this report are provisional and subject to change.

The numbers in the table below represent the number of Florida and non-Florida residents for whom test results were received by the Department of Health. A person can be tested by more than one laboratory and can have both positive and negative results. **Therefore, the sum of the numbers in each column will be larger than the total number of people tested.**

Reporting lab	Inconclusive	Negative	Positive	Percent positive	Total
TWELVE OAKS RECOVERY CENTER			2	100%	2
INSPIRE HEALTHCARE CENTER			2	100%	2
Metro West Nursing and Rehab			2	100%	2
CARENOW LENEXA			2	100%	2
PruittHealth Lakehaven		2			2
PEACEHEALTH CENTRAL		2			2
Workmens Circle Multicare Center		2			2
WHITESANDS OUTPATIENT TREATMENT		2			2
SOUTHERN SURGICAL ARTS		2			2
SYNEOS HEALTH			2	100%	2
Kroger 739 - The Little Clinic La Grange Road		2			2
CVS PA5241POCT CHALFONT		2			2
CORNERSTONE MEDICAL CARE OF BRANDON		2			2
SIGNATURE HEALTHCARE OF MIDDLEBURG		2			2
Kroger 020 - The Little Clinic Wheat Ridge		2			2
SUNBRIDGE CARE & REHAB FOR DECATUR		2			2
CVS HEALTH, #2043		2			2
UT PATH			2	100%	2
SOUTH BEND MEDICAL FOUNDATION			2	100%	2
NORTON IMMEDIATE CARE CENTER - PRESTON			2	100%	2
GULF COAST MEDICAL CENTER RESPIRATORY CARE			2	100%	2
ST VINCENTS AMBULATORY CARE INC DBA			2	100%	2
FL DEPT OF HEALTH MARION COUNTY MOBILE HEALTH UNIT			2	100%	2
MINUTECLINIC DIAGNOSTIC, PA #10252		2			2
UWMC MONTLAKE DEPT OF LAB MED			2	100%	2
PRECISION DIAGNOSTIC INC		2			2
UW HOSPITAL AND CLINICS		1	1	50%	2
MEDEXPRESS URGENT CARE, HERMITAGE		1	1	50%	2
IMMERSION RESIDENTIAL LLC			2	100%	2
NAPHCARE INC		2			2
WHOLE CHILD PEDIATRICS			2	100%	2
DALLAS MEDICAL CENTER			2	100%	2
FLORIDA KEYS PED & ADOLES CTR			2	100%	2
ADVANCED MEDICAL CARE			2	100%	2
ELMHURST MEMORIAL HOSPITAL			2	100%	2
MAWD PATHOLOGY GROUP			2	100%	2
DAYTON CHILDRENS HOSPITAL LAB			2	100%	2
University Center East			2	100%	2
INTEGRITY CLINICAL RESEARCH CENTER INC		1	1	50%	2
MEMORIAL HOSPITAL OF SOUTH BEND			2	100%	2
AZALEA HEALTH AND REHABILITATION		2			2
WARE EXPRESS CARE			2	100%	2
BOONES CREEK URGENT CARE		1	1	50%	2
ORANGE COUNTY HEALTH DEPARTMENT		1	1	50%	2
Alden Des Plaines			2	100%	2
JACKSON LABORATORY OF GENOMIC MEDICINE		2			2
ADVANTA ANALYTICAL LABORATORIES			2	100%	2

COVID-19: testing by laboratory

Data through Jan 30, 2021 verified as of Jan 31, 2021 at 09:25 AM

Data in this report are provisional and subject to change.

The numbers in the table below represent the number of Florida and non-Florida residents for whom test results were received by the Department of Health. A person can be tested by more than one laboratory and can have both positive and negative results. **Therefore, the sum of the numbers in each column will be larger than the total number of people tested.**

Reporting lab	Inconclusive	Negative	Positive	Percent positive	Total
MEDEXPRESS URGENT CARE - SPRINGDALE, S 40TH STREET		2			2
SPRING HILL REGIONAL HOSPITAL			2	100%	2
DEPT OF HEALTH			2	100%	2
MEDEXPRESS URGENT CARE - JEANNETTE		2			2
DEPARTMENT OF HEALTH AND HUMAN SERVICES DIVISION OF BEHAVIORAL HEALTH		1	1	50%	2
TENNESSEE VALLEY HCS			2	100%	2
Stillwater Healthcare		2			2
Huntington Health Care and Rehabilitation Center		2			2
CVS M010151POCT SPRINGFIELD		1	1	50%	2
STPET		1	1	50%	2
RAPID RESULT CORP LLC		1	1	50%	2
SCDHEC BUREAU OF LABORATORIES			2	100%	2
MEDEXPRESS URGENT CARE-WILKINS TOWNSHIP, WILLIAM PENN HIGHWAY		2			2
PARKWAY DRUGS OF ONEIDA COUNTY NORTH I		1	1	50%	2
SUMMERFIELD RETIREMENT LIVING, INC			2	100%	2
NATIONWIDE LABORATORY SERVICES		1	1	50%	2
TULANE MEDICAL CENTER			2	100%	2
ARC POINT LABS OF AUSTIN NORTH			2	100%	2
EXPRESSCARE URGENT CARE CENTER			2	100%	2
ADVANCED MEDICAL OF FLORIDA			2	100%	2
CARE NOW DENTON			2	100%	2
KIVA AT MOUNT DORA			2	100%	2
JOHN KNOX MANOR INC II		1	1	50%	2
ENVOY OF FORK UNION, LLC DBA ENVOY AT THE VILLAGE		2			2
SPECTRA LABS		1	1	50%	2
CLINICAL PATHOLOGY LABORATORIES			2	100%	2
HEALTH & REHAB CTR AT DOLPHINS VIEW, THE			2	100%	2
SARASOTA IMMEDIATE CARE			2	100%	2
ROCKWALL URGENT CARE			2	100%	2
MEDEXPRESS - WILMINGTON CONCORD PIKE		2			2
CVS NJ837POCT MARLTON		2			2
ORLANDO LUTHERAN TOWERS		1	1	50%	2
TMH EC NORTHEAST LABORATORY			2	100%	2
MEDEXPRESS URGENT CARE - CEDAR KNOLLS		2			2
MEDEXPRESS URGENT CARE - BRIDGEVILLE		2			2
MADISON HOSPITAL LABORATORY			2	100%	2
MINUTECLINIC DIAG OF IND, LLC #5369		1	1	50%	2
HOPE HEALTH CARE, LLC		2			2
FAMILY CARE SPECIALISTS OF ORLANDO			2	100%	2
MEDEXPRESS URGENT CARE - WEST ST PAUL, ROBERT ST S		2			2
CVS MINUTE CLINIC DIAGNOSTIC OF KANSAS, PA		2			2
NOVA SOUTHEASTERN UNIVERSITY - STUDENT MEDICAL CTR			2	100%	2
MEDEXPRESS URGEN CARE - EAST BRUNSWICK		2			2
SOUTH TAMPA AFTER HOURS CLINIC			2	100%	2
FLORIDA MEDICAL CLINIC -INTERNAL MED DADE CITY			2	100%	2
CARE 365			2	100%	2
MEDICAL CITY DALLAS HOSPITAL			2	100%	2

COVID-19: testing by laboratory

Data through Jan 30, 2021 verified as of Jan 31, 2021 at 09:25 AM

Data in this report are provisional and subject to change.

The numbers in the table below represent the number of Florida and non-Florida residents for whom test results were received by the Department of Health. A person can be tested by more than one laboratory and can have both positive and negative results. **Therefore, the sum of the numbers in each column will be larger than the total number of people tested.**

Reporting lab	Inconclusive	Negative	Positive	Percent positive	Total
TRUE HEALTH INC			2	100%	2
JOHN D. ARCHBOLD MEM. HOSPITAL			2	100%	2
WINCHESTER MEDICAL CENTER			2	100%	2
ENZO LABS INC			1	100%	1
Niles Nursing and Rehab. Center		1			1
CVS MA2297677CV BOSTON		1			1
LEXINGTON PLACE SENIOR LIVING COMMUNITY		1			1
WALGREENS #06025		1			1
NAVARRO MEDICAL CENTERS LLC			1	100%	1
DEACONESS URGENT CARE CENTER			1	100%	1
SANDALWOOD NURSING CENTER		1			1
HOUSTON DEPARTMENT OF HEALTH AND HUMAN SERVICES			1	100%	1
WOMENS CARE FLORIDA LLC			1	100%	1
EXPRESS LAB LIVINGSTON			1	100%	1
Walgreens #9278		1			1
DOCTORS AFTER HOURS URGENT CARE CENTER			1	100%	1
Bayou Vista Community Care Center			1	100%	1
MINUTECLINIC MINUTECLINIC #3665		1			1
Oakview Manor Health and Rehab		1			1
CLINICAL LABORATORY DEPARTMENT			1	100%	1
CLINTON DRUG STORE		1			1
DIXITKUMAR N MODI MD PA			1	100%	1
Kroger 368 - The Little Clinic Frankfort West		1			1
Victory Health and Rehabilitation			1	100%	1
HANCOCK REGIONAL HOSPITAL		1			1
IRA FIALKO DO			1	100%	1
GENESIS HOME HEALTH CARE SERVICES OF			1	100%	1
KIDSVILLE PEDIATRICS IV PA		1			1
WELLCARE URGENT CARE			1	100%	1
Kroger 549 - The Little Clinic Clinton Highway		1			1
HUNTSVILLE HOSPITAL			1	100%	1
BHA TITUSVILLE CLINIC			1	100%	1
Manor Care of Dallastown d/b/a ManorCare Health Services - Dallastown		1			1
IDAHO HEALTH DEPARTMENT			1	100%	1
MINUTECLINIC DIAGNOSTIC OF VIRGINIA, LLC #1416		1			1
DR JAMES D FORBES FAMILY CARE CENTER			1	100%	1
PSL JAX BEACH OPERATIONS LLC			1	100%	1
EDWARD S BENNETT MD PLLC		1			1
ADVANCE MD CARE			1	100%	1
ASCENSION ST VINCENT'S - WESTSIDE			1	100%	1
RIVERTON CBOC			1	100%	1
CFHC - FROSTPROOF			1	100%	1
CHILDREN'S MEDICAL CENTER-EAST ORLANDO			1	100%	1
GADSDEN COUNTY HEALTH DEPARTMENT			1	100%	1
EAST COAST INSTITUTE FOR RESEARCH LLC			1	100%	1
URGENT TEAM MANAGEMENT OF TENNESSEE, L			1	100%	1
CAH ACQUISITION COMPANY 11 LLC			1	100%	1

COVID-19: testing by laboratory

Data through Jan 30, 2021 verified as of Jan 31, 2021 at 09:25 AM

Data in this report are provisional and subject to change.

The numbers in the table below represent the number of Florida and non-Florida residents for whom test results were received by the Department of Health. A person can be tested by more than one laboratory and can have both positive and negative results. **Therefore, the sum of the numbers in each column will be larger than the total number of people tested.**

Reporting lab	Inconclusive	Negative	Positive	Percent positive	Total
LIFEGUARD AMBULANCE SERVICE LLC - BAY COUNTY			1	100%	1
LIFELINK TRANSPLANT INSTITUTE LAB			1	100%	1
Ramsey Village		1			1
Manor Care Health Services- Wilmington			1	100%	1
LAKE LURE HEALTH CENTER			1	100%	1
CVS SC2497POCT LEXINGTON		1			1
HEALTHCARE AND REHAB OF SANFORD			1	100%	1
KENT		1			1
THE HOSPITALS OF PROVIDENCE EMERGENCY ROOM			1	100%	1
MINUTECLINIC DIAGNOSTIC MED GRP OF ORA			1	100%	1
MILFORD REGIONAL HOSPITAL			1	100%	1
Courtenay Springs Village			1	100%	1
ROBERTS WESLEYAN COLLEGE HEALTH CENTE		1			1
CURA LABORATORY SERVICES			1	100%	1
FLORIDA CLINICAL RESEARCH CENTER, LLC			1	100%	1
LRGHEALTHCARE		1			1
Kroger 409 - The Little Clinic Hebron Marketplace			1	100%	1
HEALTH CARE SERVICES LC			1	100%	1
HALIFAX FAMILY HEALTH CENTER			1	100%	1
ManorCare Health Services Camp Hill		1			1
Kroger 388 - The Little Clinic Braelinn Village		1			1
ST ANTHONY'S PINELLAS CARE CLINIC			1	100%	1
JACKSONVILLE VA OPC			1	100%	1
INDIAN RIDGE		1			1
LAKE SUCCESS EXTENDED CARE		1			1
Carrollton Manor Inc		1			1
BOLLES SCHOOL, THE			1	100%	1
SOUTH TEXAS HEALTH SYSTEM ER - WARE ROAD			1	100%	1
Pinnacle Assisted Living			1	100%	1
HOLMES FAMILY PRACTICE PA			1	100%	1
Dulles Health and Rehab Center		1			1
Fairview			1	100%	1
TITUS REGIONAL MEDICAL CENTER			1	100%	1
LAREDO EMERGENCY ROOM			1	100%	1
CARINGPLUS HOMECARE LLC			1	100%	1
MERRILL GARDENS AT CHAMPIONSGATE			1	100%	1
SPECTRUM LUDINGTON			1	100%	1
NORTHSIDE FAMILY MEDICINE AND URGENT CARE (HOLLY SPRINGS)		1			1
Kroger 968 - The Little Clinic Colerain Township		1			1
Manassas Health & Rehab			1	100%	1
ST JOHNS PEDIATRICS PA		1			1
ODYSSEY HEALTH CARE OF MARION COUNTY LLC		1			1
MINUTECLINIC LLC (2335)		1			1
OAKWOOD HOSPITAL - SOUTHSHORE			1	100%	1
WINDSOR AT OCALA			1	100%	1
ST VINCENTS AMBULATORY CARE INC			1	100%	1
BAYFRONT CARDIOVASCULAR ASSOCIATES			1	100%	1

COVID-19: testing by laboratory

Data through Jan 30, 2021 verified as of Jan 31, 2021 at 09:25 AM

Data in this report are provisional and subject to change.

The numbers in the table below represent the number of Florida and non-Florida residents for whom test results were received by the Department of Health. A person can be tested by more than one laboratory and can have both positive and negative results. **Therefore, the sum of the numbers in each column will be larger than the total number of people tested.**

Reporting lab	Inconclusive	Negative	Positive	Percent positive	Total
WALKIN MEDICAL URGENT CARE,NEW CITY			1	100%	1
CLINICAL CARE, INC			1	100%	1
PRIORITY CARE LLC			1	100%	1
UNLIMITED MEDICAL SERVICES OF FL PL DBA		1			1
BEAUMONT REFERENCE LABORATORY			1	100%	1
STEPHENS COUNTY HOSPITAL			1	100%	1
SOMA MEDICAL CENTER PA #3 PALOMINO			1	100%	1
BREVARD FAMILY WALK IN CLINIC			1	100%	1
ABSOLUTE HEALTH INTERNAL MEDICINE AND PEDIATRICS		1			1
Kroger 127 - The Little Clinic Lakewood-Alameda		1			1
ST MICHAEL'S ELITE MEDICAL HOSPITAL			1	100%	1
STEAMBOAT EMERGENCY CENTER			1	100%	1
CVS PA371POCT PHILADELPHIA		1			1
TAYLOR COUNTY HEALTH DEPARTMENT			1	100%	1
SOUTHERN WINDS			1	100%	1
BORINQUEN HEALTH CENTER			1	100%	1
Kroger 49 - The Little Clinic Wichita - 21st St.			1	100%	1
MIL LAKE HEALTHCARE CENTER INC PEDIATRICS			1	100%	1
FLORIDA EPIDEMIOLOGY PROGRAM			1	100%	1
AZALEALAND NURSING HOME		1			1
ARIZONA STATE LABORATORY			1	100%	1
Moab Regional Hospital			1	100%	1
PROGENESIS INC			1	100%	1
INNOVATIVE HEALTH DIAGNOSTIC OF CALIFORNIA			1	100%	1
Ravenwood Speciality Care		1			1
SUMMERFIELD PAIN MANAGEMENT			1	100%	1
FLORIDA DEPARTMENT OF HEALTH PALM BEACH COUNTY			1	100%	1
CORPUS CHRISTI MEDICAL CENTER			1	100%	1
CONSOLIDATED			1	100%	1
POETS WALK SARASOTA			1	100%	1
AMERICAN LAB LLC		1			1
ADVANCE GASTROENTEROLOGY			1	100%	1
FLAGLER PROFESSIONAL HEALTH CARE SERVICES INC		1			1
MEDEXPRESS URGENT CARE - MYLAN			1	100%	1
San Antonio Residence and Rehabilitation Center		1			1
MELBOURNE URGENT CARE			1	100%	1
NHC Chattanooga			1	100%	1
RIVERSIDE MEDICAL CENTER		1			1
FREEPORT ER DOX URGENT CARE		1			1
CLINICAL MICROBIOLOGY LAB FAIRVIEW UNIVERSITY HOSPITAL			1	100%	1
DOCTORS CARE - GREER		1			1
TALLAHASSEE DIALYSIS		1			1
PHYSICIAN ASSOCIATES, LLC			1	100%	1
COLLINS NURSING HOME		1			1
Oak Hill Health & Rehabilitation Center			1	100%	1
YOUR KIDS URGENT CARE			1	100%	1
CVS IN5696POCT FORT WAYNE		1			1

COVID-19: testing by laboratory

Data through Jan 30, 2021 verified as of Jan 31, 2021 at 09:25 AM

Data in this report are provisional and subject to change.

The numbers in the table below represent the number of Florida and non-Florida residents for whom test results were received by the Department of Health. A person can be tested by more than one laboratory and can have both positive and negative results. **Therefore, the sum of the numbers in each column will be larger than the total number of people tested.**

Reporting lab	Inconclusive	Negative	Positive	Percent positive	Total
CLEVELAND CLINIC OUTPATIENT LABORATORY			1	100%	1
NEW RIVER HEALTH DISTRICT			1	100%	1
Kroger 687 - The Little Clinic Sugar Hill			1	100%	1
Waycross Health and Rehabilitation		1			1
A G RHODES HOME AT WESLEY WOODS		1			1
CVS IL8751POCT CHICAGO		1			1
TREASURE COAST COMMUNITY HEALTH INC			1	100%	1
KIDSVILLE PEDIATRICS III PA			1	100%	1
OUCH URGENT CARE			1	100%	1
SAINT JOSEPHS HOSPITAL OF ATLANTA			1	100%	1
THE EDGEWATER AND WATERMAN VILLAGE			1	100%	1
MEDEXPRESS URGENT CARE - DERBY N ROCK		1			1
MEDCARE QUALITY MEDICAL CENTER LLC			1	100%	1
OMNI HEALTHCARE INC			1	100%	1
AURORA HEALTH CARE METRO INC			1	100%	1
MISSOURI DEPT. OF HEALTH			1	100%	1
STEWART FLORIDA ALF, INC			1	100%	1
Juniper Village at Bucks County		1			1
INHEALTH LIFE SCIENCES LLC			1	100%	1
CVS PA2582POCT SPRINGFIELD		1			1
CUSTOM SCRIPTS PHARMACY		1			1
PROVIDENCE HOSPITAL			1	100%	1
PLEASANT RIDGE MANOR WEST		1			1
SILVERMAN			1	100%	1
COLLIER BLVD HMA PHYSICIANS MANAGEMENT LLC			1	100%	1
NEW ULM MEDICAL CENTER			1	100%	1
METHODISM MIDLOTHIAN MEDICAL CENTER			1	100%	1
SONORAN DESERT PATHOLOGY			1	100%	1
BATESVILLE - SHERWOOD URGENT CARE			1	100%	1
Woodstock Nursing and Rehabilitation Center		1			1
SAINT JOSEPH'S HOSPITAL AND MEDICAL CENTER		1			1
MISSION HOSPITAL			1	100%	1
FAMILY MEDICAL CLINIC KENDALL LLC			1	100%	1
UNIVERSITY OF TEXAS AT EL PASO, THE			1	100%	1
CLARKSVILLE MANOR INC		1			1
MID AMERICA CLINICAL LABS			1	100%	1
GULF COUNTY HEALTH DEPARTMENT			1	100%	1
TRIPLE O RESEARCH INSTITUTE PA			1	100%	1
Kroger 419 - The Little Clinic Farmington/Exeter		1			1
Seal Rock Healthcare		1			1
BAPTIST HOSPITAL LABORATORY			1	100%	1
MEDICAL CENTER			1	100%	1
THYROID SPECIALTY LABORATORY			1	100%	1
TMH PHYSICIAN PARTNERS QUINCY			1	100%	1
IMMY LABS			1	100%	1
NEW SMYRNA BEACH AMBULATORY CARE CTR			1	100%	1
Maple Lane Nursing Home		1			1

COVID-19: testing by laboratory

Data through Jan 30, 2021 verified as of Jan 31, 2021 at 09:25 AM

Data in this report are provisional and subject to change.

The numbers in the table below represent the number of Florida and non-Florida residents for whom test results were received by the Department of Health. A person can be tested by more than one laboratory and can have both positive and negative results. **Therefore, the sum of the numbers in each column will be larger than the total number of people tested.**

Reporting lab	Inconclusive	Negative	Positive	Percent positive	Total
LOUISIANA STATE LAB			1	100%	1
MEDAC AT PORTERS NECK			1	100%	1
EH FARGO HOSPITAL LABORATORY			1	100%	1
Vista Park			1	100%	1
Crowne Place Assisted Living		1			1
CVS IL2297652CV CHICAGO		1			1
Lynwood		1			1
ALLEGHENY GENERAL HOSPITAL			1	100%	1
BIODORON LABORATORIES			1	100%	1
CARBON HEALTH			1	100%	1
MERITER LABORATORIES			1	100%	1
BAYLOR SCOTT & WHITE ALL SAINTS MEDICAL CENTER FT			1	100%	1
MINUTECLINIC DIAGNOSTIC OF NEW MEXICO LLC #7552		1			1
PHYSICIANS URGENT CARE			1	100%	1
ORDRS, INC.			1	100%	1
HARTFORD HEALTH CARE & REHABILITATION			1	100%	1
Kroger 753 - The Little Clinic Goss Avenue		1			1
Manor Care Health Care Services - Williamsport North		1			1
ADVENTHEALTH MEDICAL GROUP UROLOGY AT EAST ORLANDO		1			1
Masonic Medical Research Institute			1	100%	1
HOLYOKE MEDICAL CENTER			1	100%	1
Kroger 379 - The Little Clinic Stony Brook		1			1
ABBOTT LABORATORIES - OCCUPATIONAL HEALTH SERVICES			1	100%	1
LAB. CORP. OF AMERICA			1	100%	1
SONNI'S PEDIATRICS			1	100%	1
MEDEXPRESS URGENT CARE - DANVILLE		1			1
GOOD PEDIATRICS			1	100%	1
FLORIDA HEART AND VASCULAR MULTISPECIALTY GROUP PA			1	100%	1
Central Park Healthcare & Rehabilitation Center		1			1
SUMMIT LABORATORY			1	100%	1
TITUSVILLE TOWERS ASSISTED LIVING		1			1
MEDICAL ASSOCIATES OF THE SHOALS		1			1
MAHONEY PEDIATRICS PA			1	100%	1
ENCOMPASS HEALTH REHABILITATION			1	100%	1
Kroger 524 - The Little Clinic Iron Bridge Road		1			1
MEMORIAL HERMANN HOSPITAL			1	100%	1
SWIFTCARE URGENT CARE, PLLC			1	100%	1
Accordius Health at Gastonia			1	100%	1
CVS PA1074POCT KENNETT SQUARE		1			1
Fairhaven Retirement Community		1			1
Kroger 539 - The Little Clinic Memorial Blvd.		1			1
Avera Sr. James Care Center		1			1
ANDREWS			1	100%	1
MEDERI CARETENDERS VS OF SE FL LLC DBA			1	100%	1
COLONIAL MEDICAL CENTER-EAST ORLANDO			1	100%	1
WEST COAST CLINICAL LABS INC			1	100%	1
AUGUSTA HEALTH CLINICAL LABORATORY			1	100%	1

COVID-19: testing by laboratory

Data through Jan 30, 2021 verified as of Jan 31, 2021 at 09:25 AM

Data in this report are provisional and subject to change.

The numbers in the table below represent the number of Florida and non-Florida residents for whom test results were received by the Department of Health. A person can be tested by more than one laboratory and can have both positive and negative results. **Therefore, the sum of the numbers in each column will be larger than the total number of people tested.**

Reporting lab	Inconclusive	Negative	Positive	Percent positive	Total
JPS HEALTH CENTER AT TRUE WORTH PLACE			1	100%	1
WEST FLORIDA MEDICAL ASSOCIATES, PA			1	100%	1
ADVANCE CARDIOVASCULAR IMAGING, INC			1	100%	1
BAPTIST HEALTH EXPRESS CARE			1	100%	1
SISTERS MISSION			1	100%	1
COBLESKILL REGIONAL HOSPITAL		1			1
Caldwell Care		1			1
ALPHA 1 ANTITRYPSIN RESEARCH PROGRAM			1	100%	1
CELEBRATION HOSPITAL			1	100%	1
UMASS MEMORIAL MEDICAL CENTER, INC		1			1
MINUTECLINIC DIAGNOSTIC, PA		1			1
Kroger 907 - The Little Clinic Holland		1			1
PUBLIX PHARMACY #0332		1			1
Jersey City Medical Center		1			1
Piqua Manor		1			1
SUNY AT STONY BROOK			1	100%	1
CVS NV5942POCT LAS VEGAS		1			1
MEDEXPRESS-DOVER		1			1
CVS TN7144POCT BARTLETT		1			1
PARKWAY REGIONAL MEDICAL CENTER LAB			1	100%	1
CROSSROADS URGENT CARE PLLC		1			1
TALLAHASSEE MEMORIAL HEALTHCARE			1	100%	1
GENESIS MICROBIOLOGY LAB		1			1
EASTMAN HEALTHCARE & REHAB		1			1
NEMOURS CHILDRENS URGENT CARE			1	100%	1
CARDIAC AND VASCULAR CONSULTANTS MD PA		1			1
ST. PETERSBURG PEDIATRICS-SEMINOLE			1	100%	1
BNJ		1			1
Kroger 596 - The Little Clinic Brentwood		1			1
CVS NC7047POCT DURHAM		1			1
MIAMI CHILDRENS HOSPITAL MIDTOWN OUTPATIENT CENTER			1	100%	1
FAMILY MEDICAL CENTRE			1	100%	1
NATION'S BEST CARE HOME HEALTH			1	100%	1
UT HEALTH RIO GRANDE VALLEY PRIMARY CARE AT			1	100%	1
Riverside Nursing & Rehabilitation Center		1			1
BROOKSVILLE REGIONAL HOSPITAL			1	100%	1
ALLIED PHYSICIANS GROUP		1			1
TARRYTOWN PHARMACY			1	100%	1
Valley View Health and Rehabilitation, LLC		1			1
DOCTOR TODAY URGENT CARE			1	100%	1
PROGRESSIVE MEDICAL RESEARCH			1	100%	1
HARDIN MEMORIAL HOSPITAL - HEARTLAND PATHOLOGY CONSULTANTS			1	100%	1
SAINT ALPHONSUS REGIONAL MEDICAL CENTER			1	100%	1
DONALSONVILLE HOSPITAL			1	100%	1
CORPORATION OF AMERICA		1			1
USC VERDUGO HILLS HOSPITAL			1	100%	1
Kroger 101 - The Little Clinic Hill Top		1			1

COVID-19: testing by laboratory

Data through Jan 30, 2021 verified as of Jan 31, 2021 at 09:25 AM

Data in this report are provisional and subject to change.

The numbers in the table below represent the number of Florida and non-Florida residents for whom test results were received by the Department of Health. A person can be tested by more than one laboratory and can have both positive and negative results. **Therefore, the sum of the numbers in each column will be larger than the total number of people tested.**

Reporting lab	Inconclusive	Negative	Positive	Percent positive	Total
SMITH			1	100%	1
MEMORIALCARE LONG BEACH MEDICAL CENTER			1	100%	1
UNIVERSITY OF MARYLAND PATHOLOGY ASSOCIATES			1	100%	1
SANTA CLARA VALLEY MEDICAL CENTER			1	100%	1
MOUNT SINAI COMPREHENSIVE CANCER CENTER			1	100%	1
Good Samaritan Society-Atkinson		1			1
CVS NV9841POCT RENO			1	100%	1
MDS PHARMA SERVICES		1			1
ELKHART GENERAL HOSPITAL			1	100%	1
ASCENSION ST VINCENT'S MEDICAL CENTER			1	100%	1
PUBLIC HEALTH LABORATORIES			1	100%	1
Kroger 328 - The Little Clinic Henderson Road		1			1
LEGACY AT HIGHWOODS PRESERVE		1			1
CRUSADER COMMUNITY HEALTH			1	100%	1
DOCTORS HOSPITAL OF LAREDO			1	100%	1
CMC MERCY LABORATORY			1	100%	1
FOUNDATION LABORATORY			1	100%	1
FLORIDA FAMILY LABORATORY		1			1
Smg At Bridgewater Family Medicine		1			1
DSI LABORATORIES-NAPLES-7TH			1	100%	1
CVS SC4286POCT EASLEY		1			1
LANGLADE			1	100%	1
PEDIATRIC PARTNERS ZEPHYRHILLS			1	100%	1
ST VINCENT'S AMBULATORY CARE INC			1	100%	1
CVS GA5637POCT VILLA RICA		1			1
PEDIATRIC ASSOCIATES - JACKSONVILLE			1	100%	1
PANCARE HEALTH - BRUCE			1	100%	1
NEW ERA COMMUNITY HEALTH CENTER LLC		1			1
QUALITY CLINICAL LAB LLC			1	100%	1
SARASOTA MEMORIAL HOSPITAL		1			1
BIOLOGICAL AND CHEMICAL EMERGENCIES LABORATORY			1	100%	1
WELL-KEY URGENT CARE SEVIERVILLE			1	100%	1
BHS PHYSICIAN NETWORK			1	100%	1
PROGRESSIVE URGENT CARE, PC			1	100%	1
OCALA REGIONAL DIALYSIS- NORTH			1	100%	1
POUDRE VALLEY HOSPITAL			1	100%	1
ASHLEY CLINICAL DIAGNOSTIC LABORATORY			1	100%	1
MEMORIAL HOSPITAL WEST			1	100%	1
STONECREST MEDICAL CENTER		1			1
Acts Manor House		1			1
UABC			1	100%	1
WESTOX LABS		1			1
Heritage of Red Cloud		1			1
HEALTHPARTNERS HUDSON CLINIC			1	100%	1
LAMARQUE DIALYSIS			1	100%	1
INTERNAL MEDICINE GROUP OF CENTRAL FLORIDA			1	100%	1
MEDEXPRESS URGENT CARE, MOSSIDE		1			1

COVID-19: testing by laboratory

Data through Jan 30, 2021 verified as of Jan 31, 2021 at 09:25 AM

Data in this report are provisional and subject to change.

The numbers in the table below represent the number of Florida and non-Florida residents for whom test results were received by the Department of Health. A person can be tested by more than one laboratory and can have both positive and negative results. **Therefore, the sum of the numbers in each column will be larger than the total number of people tested.**

Reporting lab	Inconclusive	Negative	Positive	Percent positive	Total
ROSLYN INTERNAL MEDICINE		1			1
Baypoint Healthcare Center			1	100%	1
ADVANCED MEDICAL LABORATORIES (AML)			1	100%	1
CERMAK HEALTH SERVICES			1	100%	1
SANTA ROSA PEDIATRICS			1	100%	1
QUALITY LAB			1	100%	1
WEST VIRGINIA UNIVERSITY HOSPITALS			1	100%	1
NSPIRE HEALTHCARE PLANTATION			1	100%	1
SPORTS MEDICINE CLINIC - U OF WYOMING			1	100%	1
ROYAL PALM PEDIATRICS			1	100%	1
ADVANCED RESEARCH AND DIAGNOSTIC LABORATORY UNIVERSITY OF MINNESOTA			1	100%	1
LAB TEST KENDALL LLC		1			1
Life Care Center of Paradise Valley		1			1
CVS AZ69POCT PEORIA		1			1
LAS PALMAS MEDICAL CENTER			1	100%	1
HIGH DESERT COURT GROUP HOME			1	100%	1
VITAL CARE			1	100%	1
Imperial Healthcare Centre			1	100%	1
MINUTECLINIC, LLC #09202		1			1
BELLMORE PEDIATRICS		1			1
CVS CA9606POCT TEMECULA		1			1
Washington County Nursing H0me			1	100%	1
PROMUS DIAGNOSTICS, LLC			1	100%	1
WALGREENS #5130			1	100%	1
HEALTH EXPRESS		1			1
Orchid Cove at Naples			1	100%	1
SHAH			1	100%	1
SMA BEHAVIORAL HEALTH SERVICES INC		1			1
SELECT SPECIALTY HOSPITAL - ORLANDO SOUTH			1	100%	1
HIGHLANDS CLINICAL LABORATORY			1	100%	1
CVS NJ2815POCT E BRUNSWICK		1			1
ADVENTHEALTH MEDICAL GROUP ADULT AND SENIOR HEALTH			1	100%	1
BETHESDA DIALYSIS			1	100%	1
LEXINGTON HOSPITAL CORPORATION			1	100%	1
ADVANCE HEALTH AND WELLNESS SOLUTIONS			1	100%	1
CONWAY - SHERWOOD URGENT CARE			1	100%	1
WINTER PARK MEMORIAL HOSPITAL LABORATORY		1			1
KEY BISCAYNE PEDIATRIC ASSOCIATES INC			1	100%	1
FLAGLER CARE CENTER			1	100%	1
CVS HEALTH, #5962		1			1
MID FLORIDA BIOLOGICALS			1	100%	1
MEMORIAL HEALTH SYSTEM		1			1
Glenburn Home		1			1
MAURY REGIONAL MEDICAL CENTER		1			1
GAMMA DIAGNOSTIC LAB LLC			1	100%	1
CLINICAL CARE CENTER, INC			1	100%	1
CAREWELL URGENT CARE FITCHBURG			1	100%	1

COVID-19: testing by laboratory

Data through Jan 30, 2021 verified as of Jan 31, 2021 at 09:25 AM

Data in this report are provisional and subject to change.

The numbers in the table below represent the number of Florida and non-Florida residents for whom test results were received by the Department of Health. A person can be tested by more than one laboratory and can have both positive and negative results. **Therefore, the sum of the numbers in each column will be larger than the total number of people tested.**

Reporting lab	Inconclusive	Negative	Positive	Percent positive	Total
SYNERGENE LABORATORY			1	100%	1
GALVESTON COUNTY HEALTH DISTRICT			1	100%	1
MID FLORIDA DERMATOLOGY ASSOCIATES PA			1	100%	1
HEALTH NETWORK			1	100%	1
Community Compassion Center of Batesville			1	100%	1
SANFORD LABORATORIES WATERTOWN			1	100%	1
BROOKSHIRE, THE			1	100%	1
CAROLINAS HEALTHCARE SYSTEM LAB			1	100%	1
RCP OF MEMORIAL WEST			1	100%	1
CHILDREN'S MEMORIAL HOSPITAL			1	100%	1
Heartland of Perrysburg		1			1
MEDEXPRESS URGENT CARE - LINCOLN		1			1
PRIME CARE FAMILY MEDICINE			1	100%	1
MEDEXPRESS URGENT CARE-MEADVILLE			1	100%	1
441 URGENT CARE CENTER - BROWNWOOD			1	100%	1
GWINNETT MEDICAL CENTER			1	100%	1
Falmouth By The Sea			1	100%	1
777 URGENT CARE			1	100%	1
Community Care Center of Heritage House, LLC			1	100%	1
KIOSK MEDICINE KENTUCKY LLC		1			1
OSF SAINT FRANCIS MEDICAL CENTER			1	100%	1
APPLING NURSING & REHABILITATION PAVIL		1			1
MEDEXPRESS URGENT CARE - WESTFIELD, E MAIN ST			1	100%	1
CARENOW URGENT CARE-HENDERSONVILLE		1			1
SOUTH DADE NURSING & REHABILITATION CENTER			1	100%	1
American Fork Care Center dba Heritage Care Center		1			1
CONTINENTAL HOME HEALTH CARE INC			1	100%	1
Rehab Select of Talladega		1			1
QUEST DIAGNOSTICS INCORPORATED			1	100%	1
GOOD SAMARITAN HOSPITAL			1	100%	1
SMITH KLINE			1	100%	1
ST JOHNS MEDICAL CENTER		1			1
Kroger 777 - The Little Clinic Shelbyville		1			1
URGENT CARE CENTER OF PORT ORANGE LLC			1	100%	1
DAVITA DIALYSIS-NORTH			1	100%	1
MINUTECLINIC DIAGNOSTIC OF KANSAS, PC		1			1
NEMOURS CHILDREN'S HOSPITAL			1	100%	1
SPECTRUM LABORATORY			1	100%	1
RAJ K PAI MD PA			1	100%	1
Chateau Living Center			1	100%	1
THE TOLEDO HOSPITAL			1	100%	1
Kroger 895 - The Little Clinic Green Hills		1			1
ANY LAB TEST NOW JACKSONVILLE		1			1
Hillside Manor Rehabilitation and Extended Care Center		1			1
Riviera Health Resort		1			1
TEXAS HEALTH CARE			1	100%	1
A.G. Rhodes		1			1

COVID-19: testing by laboratory

Data through Jan 30, 2021 verified as of Jan 31, 2021 at 09:25 AM

Data in this report are provisional and subject to change.

The numbers in the table below represent the number of Florida and non-Florida residents for whom test results were received by the Department of Health. A person can be tested by more than one laboratory and can have both positive and negative results. **Therefore, the sum of the numbers in each column will be larger than the total number of people tested.**

Reporting lab	Inconclusive	Negative	Positive	Percent positive	Total
ENCORE AT BOCA RATON, THE			1	100%	1
ALLEGANY COUNTY DEPARTMENT OF HEALTH		1			1
Kroger 686 - The Little Clinic Farragut		1			1
YUMA REGIONAL MEDICAL CENTER			1	100%	1
PASSPORT HEALTH ORLANDO		1			1
Beth Sholom Home of Eastern Virginia			1	100%	1
The Center at Centennial			1	100%	1
AURORA CONSOLIDATED LABORATORY			1	100%	1
Consulate Health Care of Tallahassee			1	100%	1
AVON PARK CLUSTER		1			1
Parkside Manor		1			1
ADVENTHEALTH HOME CARE WATERMAN			1	100%	1
HARMONY HEALTHCARE ORLANDO INC		1			1
PROVIDENCE PORTLAND MEDICAL CENTER		1			1
MISSISSIPPI VALLEY REGIONAL BLOOD CENTER			1	100%	1
Mountain City Care and Rehabilitation Center		1			1
EAST END PEDIATRICS		1			1
ALABAMA REFERENCE LAB			1	100%	1
LabCorp L#09258295 M#09258285			1	100%	1
SOMA MEDICAL CENTER PA #3 GREENACRES			1	100%	1
TENNOVA HEALTHCARE - CLEVELAND			1	100%	1
ENCOMPASS HEALTH HOME HEALTH		1			1
MEMORIAL HERMANN SOUTHWEST HOSPITAL			1	100%	1
Ashland Place Health and Rehabilitation, LLC		1			1
ARLINGTON ADULT RESIDENTIAL FACILITY, INC			1	100%	1
HSRE-ASL CASSELBERRY TRS, LLC			1	100%	1
Sunnybrook Rehabilitation Center			1	100%	1
C V S / PHARMACY #833		1			1
MEMORIAL HERMANN KATY HOSPITAL			1	100%	1
HEALTH FIRST MEDICAL GROUP LLC			1	100%	1
Birmingham Nursing and Rehabilitation East LLC		1			1
LIFEPLUS HEALTHCARE GROUP INC		1			1
TALLAHASSEE PRIMARY CARE ASSOCIATES PA			1	100%	1
Henry County Health and Rehabilitation		1			1
CHATSWORTH ASSISTED LIVING COMMUNITY AT PGA NATIONAL			1	100%	1
BASCOM PALMER EYE INSTITUTE			1	100%	1
MEDEXPRESS URGENT CARE-BRENTWOOD		1			1
CVS MINUTE CLINIC #5836		1			1
MEDICAL ASSOCIATES OF CARTER		1			1
CARLOS F FUSTER MD PA		1			1
REGIONAL MEDICAL LABORATORY			1	100%	1
MID-SOUTH URGENT CARE, PLLC			1	100%	1
WILMINGTON NURSING AND REHAB			1	100%	1
SARHA DOCTORS CENTER			1	100%	1
CAREHERE HUDSON BAY			1	100%	1
ARIZA WELLNESS CARE LLC			1	100%	1
GENDERXPRESS/PICTURE ME PERFECT IMAGING			1	100%	1

COVID-19: testing by laboratory

Data through Jan 30, 2021 verified as of Jan 31, 2021 at 09:25 AM

Data in this report are provisional and subject to change.

The numbers in the table below represent the number of Florida and non-Florida residents for whom test results were received by the Department of Health. A person can be tested by more than one laboratory and can have both positive and negative results. **Therefore, the sum of the numbers in each column will be larger than the total number of people tested.**

Reporting lab	Inconclusive	Negative	Positive	Percent positive	Total
DEVITA		1			1
ST FRANCIS MEDICAL CENTER			1	100%	1
ATHENS MEDICAL CENTER			1	100%	1
KETTERING MEDICAL CENTER			1	100%	1
AVERA SACRED HEART HOSPITAL			1	100%	1
Arlington Care Center			1	100%	1
ALL PRO ORTHOPEDICS & SPORTS MEDICINE, PA			1	100%	1
EXACCARE KINGSTON, LLC			1	100%	1
SYNAPSE ANALYTICAL LABS		1			1
DR PHILLIPS CENTER FOR WELLNESS		1			1
FAIRFIELD MEDICAL CENTER			1	100%	1
MC DIAGNOSTIC OF CONNECTICUT, PC #252			1	100%	1
WELLINGTON WEST 100176			1	100%	1
SPARTANBURG REGIONAL MEDICAL CENTER			1	100%	1
MINUTECLINIC DIAGNOSTIC OF VIRGINIA, LLC #1980		1			1
Kroger - KRO03400316			1	100%	1
DOCTORS MEMORIAL HOSP HOME HEALTH CARE		1			1
CVS SC2736POCT MURRELLS INLET		1			1
ELITE MEDICAL LABORATORY SOLUTIONS LLC			1	100%	1
ADVENTHEALTH SENIOR CARE AT ORMOND			1	100%	1
ASSOCIATES IN INTERNAL MEDICINE PA			1	100%	1
SUN CITY DIAGNOSTIC CENTER			1	100%	1
CVS IN8669POCT INDIANAPOLIS		1			1
KANA MEDICAL			1	100%	1
MEDEXPRESS URGENT CARE - BENTONVILLE		1			1
MEDEXPRESS URGENT CARE - WICHITA, N MAIZE RD		1			1
MEDONE URGENT CARE			1	100%	1
ORLANDO PHYSICIAN NETWORK		1			1
HUNEYCUTT FAMILY PRACTICE			1	100%	1
HEALTH GUAGE			1	100%	1
FLORIDA HOME HEALTH			1	100%	1
Raleigh Center (WV)			1	100%	1
LAKE VIEW COURT		1			1
URGENT DOC -NACOGODOCHES CLINIC			1	100%	1
WINNIFRED ASSISTED LIVING FACILITY INC		1			1
BRISTOL REGINAL MEDICAL CENTER			1	100%	1
US LABORATORIES			1	100%	1
WHEATON FRANCISCAN LABORATORY			1	100%	1
PUBLIX PHARMACY #1114			1	100%	1
MEDEXPRESS URGENT CARE - HADLEY		1			1
MED-LAKE LABORATORY			1	100%	1
CVS TX3292POCT WYLIE		1			1
NORWALK HOSPITAL			1	100%	1
MT CARMEL PHARMACY INC		1			1
JACKSON MADISON CO. GEN. HOSPITAL			1	100%	1
KEY WEST BRANCH MEDICAL CLINIC			1	100%	1
HATLEY HEALTH CARE, INC		1			1

COVID-19: testing by laboratory

Data through Jan 30, 2021 verified as of Jan 31, 2021 at 09:25 AM

Data in this report are provisional and subject to change.

The numbers in the table below represent the number of Florida and non-Florida residents for whom test results were received by the Department of Health. A person can be tested by more than one laboratory and can have both positive and negative results. **Therefore, the sum of the numbers in each column will be larger than the total number of people tested.**

Reporting lab	Inconclusive	Negative	Positive	Percent positive	Total
SEATTLE-KING COUNTY			1	100%	1
QC LABORATORY			1	100%	1
MEMORIAL HOSPITAL LOS BANOS			1	100%	1
BEAUMONT HOSPITAL			1	100%	1
THE INTERNAL MEDICAL GROUP		1			1
PUTNAM CO HOSPITAL-D/B/A ASBURY TOWERS		1			1
HORIZON MEDICAL CENTER			1	100%	1
LIFE CARE CENTER OF GWINNETT		1			1
SUN CLINICAL LABORATORIES			1	100%	1
PALM SPRINGS GENERAL HOSPITAL			1	100%	1
MEDEXPRESS URGENT CARE - TOPEKA, SW WANAMAKER RD		1			1
NORTH COUNTRY FAMILY HEALTH CENTER INC		1			1
CONNECTICUT PEDIATRICS @ CHC		1			1
Kroger - KRO01100688			1	100%	1
JAX FAMILY CARE		1			1
SHANNON CLARK OD, PA			1	100%	1
GSM OCED Subsection			1	100%	1
FAMILY PRACTICE OF CENTRAL FLORIDA PA			1	100%	1
Crisp Regional Nursing and Rehab Center		1			1
MERCY MEDICAL CENTER INC			1	100%	1
SILVER SPRINGS SHORES DIALYSIS			1	100%	1
BLACK STALLION WALK IN AND EXERCISE CLINICS LLC		1			1
EVANS FAMILY CARE PA			1	100%	1
LITTLE FALLS HOSPITAL LABORATORY		1			1
LIFE CARE CENTER OF HILTON HEAD		1			1
OLEAN GENERAL HOSPITAL		1			1
TENNOVA ER - SANGO			1	100%	1
MINUTE CLINIC LLC #1909		1			1
LABORATORY COPRORATION OF AMERICA			1	100%	1
CVS IL117OPOCT JOLIET		1			1
EXCEL URGENT CARE OF NJ			1	100%	1
HEARTLAND OF ZEPHYRHILLS FL, LLC			1	100%	1
SPRINGFIELD HOSPITAL			1	100%	1
CQUENTIA NGS, LLC			1	100%	1
CVS IL1773POCT TINLEY PARK		1			1
Medicalodges Neosho			1	100%	1
HERNANDO COUNTY HEALTH DEPT			1	100%	1
SPECIALTY DRUG TESTING			1	100%	1
OCEAN MEDICAL CENTER		1			1
SHANDS JACKSONVILLE CLINICAL CENTER			1	100%	1
HIGHLAND PARK LAKEWOOD PRESTON HOLLOW			1	100%	1
MAINE CENTER FOR DISEASE CONTROL AND PREVENTION			1	100%	1
CVS IL8750POCT CHICAGO		1			1
Kroger 647 - The Little Clinic Newnan Crossings			1	100%	1
THE LITTLE CLINIC, LLC			1	100%	1
CHOTA COMMUNITY HEALTH SERVICES		1			1
TEXAS HEALTH ARLINGTON MEMORIAL		1			1

COVID-19: testing by laboratory

Data through Jan 30, 2021 verified as of Jan 31, 2021 at 09:25 AM

Data in this report are provisional and subject to change.

The numbers in the table below represent the number of Florida and non-Florida residents for whom test results were received by the Department of Health. A person can be tested by more than one laboratory and can have both positive and negative results. **Therefore, the sum of the numbers in each column will be larger than the total number of people tested.**

Reporting lab	Inconclusive	Negative	Positive	Percent positive	Total
COASTAL ER IX, PHYSICIANS PREMIER			1	100%	1
ADVANCED LABORATORY SERVICES			1	100%	1
ST. VINCENT HOSPITAL			1	100%	1
FAITH FAMILY PRACTICE			1	100%	1
CHAMBREL AT PINECASTLE			1	100%	1
PALOMAR MEDICAL CENTER			1	100%	1
CHRISTIANA HOSPITAL		1			1
COMMUNITY			1	100%	1
SOUTHWEST REGIONAL PCR LABORATORY			1	100%	1
Kroger 667 - The Little Clinic Litchfield Park		1			1
BRANDON OUTREACH CLINIC			1	100%	1
FLORIDA HEALTH CARE MEDICAL GROUP		1			1
MEDEXPRESS URGENT CARE - LEOMINSTER		1			1
Broomall Manor		1			1
Glen Oaks Health and REhabilitation		1			1
NORTH MANATEE HEALTH CARE CENTER			1	100%	1
MRMC LAB MICRO			1	100%	1
WALGREENS #15291		1			1
FULGENT GENETICS HOUSTON		1			1
CHIPOLA QUICK CARE			1	100%	1
ULTIMATE KIDNEY CARE			1	100%	1
Monument Health Strugis Care Center		1			1
FLORIDA ADVANCED MEDICAL AND DERM AESTHETICS LLC			1	100%	1
DERMDX, DIV OF AURORA DIAGNOSTICS/BERNHARDT LAB		1			1
CAN COMMUNITY HEALTH LLC		1			1
JOHNSON & JOHNSON VISION CARE-VISTAKON			1	100%	1
STERLING HOUSE OF PORT ORANGE		1			1
Cottage of the Shoals		1			1
Walgreens #3661		1			1
CLEVELAND CLINIC OHIO LABORATORIES			1	100%	1
Cerenity Senior Care-White Bear Lake		1			1
NASSAU COUNTY HEALTH DEPARTMENT		1			1
METROPOLITAN			1	100%	1
CVS KY4779POCT LOUISVILLE		1			1
QUEST INC			1	100%	1
OPTUM MEDICAL CLINIC IN ROCKRIMMON			1	100%	1
CARSON NURSING AND REHABILITATION CENTER		1			1
HEALTHCARE ASSOCIATES OF IRVING, LLP			1	100%	1
NYU WINTHROP LABORATORY		1			1
ASPIRUS WAUSAU HOSPITAL			1	100%	1
BAPTIST HEALTH MEDICAL PLAZA			1	100%	1
REFERENCE LABORATORY			1	100%	1
Kroger 682 - The Little Clinic New Holland Market			1	100%	1
ROYAL CARE MEDICAL CENTER			1	100%	1
GEORGE WASHINGTON UNIVERSITY HOSPITAL			1	100%	1
SEACOAST PATHOLOGY PROFESSIONAL ASSOC		1			1
Remarkable Healthcare Dallas			1	100%	1

COVID-19: testing by laboratory

Data through Jan 30, 2021 verified as of Jan 31, 2021 at 09:25 AM

Data in this report are provisional and subject to change.

The numbers in the table below represent the number of Florida and non-Florida residents for whom test results were received by the Department of Health. A person can be tested by more than one laboratory and can have both positive and negative results. **Therefore, the sum of the numbers in each column will be larger than the total number of people tested.**

Reporting lab	Inconclusive	Negative	Positive	Percent positive	Total
NABI		1			1
VIVEX/UMTB BIOMEDICAL			1	100%	1
EASTSIDE MEDICAL CLINIC		1			1
COLONIAL VILLA GOOD SAMARITAN CENTER		1			1
FRESENIUS KIDNEY CARE FORT WALTON BEACH			1	100%	1
WALGREENS # 12338		1			1
USCG AIR STATION CLEARWATER CLINIC			1	100%	1
ManorCare Rehab Center of Marietta		1			1
Carington Park			1	100%	1
HOLLAND COMMUNITY HOSPITAL		1			1
Cortland Acres Association		1			1
CENTRAL TX MEDICAL CENTER - LAB			1	100%	1
Wedgewood Manor		1			1
ONslow COUNTY HEALTH DEPARTMENT			1	100%	1
FAYETTE MEDICAL CENTER LAB		1			1
TANGLEWOOD MANOR		1			1
NORTH FLORIDA FAMILY MEDICINE			1	100%	1
PHYSICIANS PREMIER			1	100%	1
MINUTE CLINIC DIAGNOSTIC MED GRP OF CA		1			1
Brynwood Health & Rehabilitation Center			1	100%	1
DEBORAH HEART AND LUNG CENTER		1			1
Freedom Pointe at The Villages			1	100%	1
CYPRESS CREEK DIALYSIS CTR			1	100%	1
COASTAL PEDIATRICS LLC			1	100%	1
HCL LABORATORIES			1	100%	1
CHESAPEAKE REGIONAL MEDICAL CENTER			1	100%	1
DESERT HOSPITAL/CPHU CLINICAL LABORATORY			1	100%	1
MID-FLORIDA PATHOLOGY LLC		1			1
Hackensack Univ Medical Center At Pasc		1			1
LAKEVIEW HEALTH CARE SYSTEM LLC			1	100%	1
LIMA MEMORIAL HOSPITAL			1	100%	1
MEDICAL LIFE-INC GUIDEWELL EMERGENCY MEDICINE			1	100%	1
CFCH - FROSTPROOF			1	100%	1
NEW YORK STATE DEPTARTMENT OF HEALTH			1	100%	1
JOSEPH SCHENKER MD PC		1			1
WALGREENS NO 19542		1			1
GAMMA HEALTHCARE, INC		1			1
VISTA DEL SOL MED ASSOC		1			1
OPTIMAL MEDICINE INC		1			1
TMH URGENT CARE CENTER			1	100%	1
Bivins Pointe			1	100%	1
MONMOUTH MEDICALC ENTER		1			1
DOYLESTOWN HOSPITAL			1	100%	1
PEDRO L ORTEGA MD PA			1	100%	1
Melbourne Terrace Rehabilitation Center			1	100%	1
BLOSSOMS ASSISTED LIVING 1 LLC			1	100%	1
OMNICARE PHARMACY OF TEXAS 1, LP		1			1

COVID-19: testing by laboratory

Data through Jan 30, 2021 verified as of Jan 31, 2021 at 09:25 AM

Data in this report are provisional and subject to change.

The numbers in the table below represent the number of Florida and non-Florida residents for whom test results were received by the Department of Health. A person can be tested by more than one laboratory and can have both positive and negative results. **Therefore, the sum of the numbers in each column will be larger than the total number of people tested.**

Reporting lab	Inconclusive	Negative	Positive	Percent positive	Total
GENEVA FAMILY HEALTH			1	100%	1
WELLNOW URGENT CARE-OSWEGO			1	100%	1
THE LITTLE CLINIC LLC			1	100%	1
ORCHID TERRACE		1			1
Heartland Health Care Center Jacksonville			1	100%	1
BAPTIST HOSPITAL EAST			1	100%	1
Good Samaritan Society - Albion		1			1
GOSHEN HOSPITAL			1	100%	1
VISTA LAKE ASSISTED LIVING			1	100%	1
EVEXIA DIAGNOSTICS			1	100%	1
CITRUS DERMATOLOGY			1	100%	1
CHRISTUS SPOHN HOSPITAL			1	100%	1
Summit Medical Group Morristown Oncology		1			1
El Paso Health Care Center			1	100%	1
Kroger 390 - The Little Clinic North College Hill		1			1
GADSDEN FAMILY PRACTICE		1			1
MD NOW MEDICAL CENTERS, INC			1	100%	1
SIGNATURE CARE MIDLAND			1	100%	1
PALM BEACH DIABETES AND ENDOCRINE SPECIALISTS, PA			1	100%	1
CORDOVA FAMILY PRACTICE			1	100%	1
Buena Vista Care Center		1			1
Memorial Health Care Center			1	100%	1
EDGAR PRICE FAMILY & CHILDREN HEALTHCARE CENTER			1	100%	1
SAINT BARNABAS MEDICAL CENTER		1			1
Bethel Lutheran Nursing & Rehabilitation Center		1			1
CVS MA957POCT WEST SPRINGFIELD		1			1
MAINE HEALTH AND ENVIRONMENTAL TESTING LABORATORY			1	100%	1
SHANNON MEDICAL CENTER			1	100%	1
BAYOU URGENT CARE			1	100%	1
CLEVELAND HEARTLAB			1	100%	1
EXCEPTIONAL EMERGENCY CENTER			1	100%	1
ULTIMATE ANALYSIS LABORATORY			1	100%	1
HELGEMO & LIOU PEDIATRICS			1	100%	1
SANITAS RESEARCH LLC			1	100%	1
MEDEXPRESS URGENT CARE - LAWRENCE		1			1
STARLING AT SAN JOSE			1	100%	1
VANDERBILT UNIVERSITY MEDICAL CENTER			1	100%	1
PHYSICIANS PRIMARY CARE LEHIGH PEDS			1	100%	1
CVS MO5724POCT KANSAS CITY		1			1
MINUTECLINIC DIAGNOSTIC OF OHIO #6139		1			1
SUNCOAST COMMUNITY HEALTH CENTERS INC		1			1
EXPRESS PHARMACY INC		1			1
FLORIDA HOSPITAL LAB			1	100%	1
UMASS MEMORIAL/MARLBORO HOSPITAL			1	100%	1
Florida Baptist Retirement Center		1			1
SUPREME LABORATORY			1	100%	1
CVS IN6572POCT INDIANAPOLIS		1			1

COVID-19: testing by laboratory

Data through Jan 30, 2021 verified as of Jan 31, 2021 at 09:25 AM

Data in this report are provisional and subject to change.

The numbers in the table below represent the number of Florida and non-Florida residents for whom test results were received by the Department of Health. A person can be tested by more than one laboratory and can have both positive and negative results. **Therefore, the sum of the numbers in each column will be larger than the total number of people tested.**

Reporting lab	Inconclusive	Negative	Positive	Percent positive	Total
HELIX URGENT CARE			1	100%	1
Chestnut Ridge Nursing & Rehab		1			1
BAPTIST HEALTH SURGERY CENTER			1	100%	1
MOUNT SINAI MEDICAL CENTER AVENTURA ER			1	100%	1
SOMERSET			1	100%	1
WW Chem Auto SS			1	100%	1
CURELOGICS WOUND CARE & HYPERBARIC CENTER		1			1
CVS NV2928POCT LAS VEGAS		1			1
DAYTONA BEACH CENTRA CARE			1	100%	1
SANTA BARABARA ALF LLC (THE WINDSOR)			1	100%	1
WillowBrooke Court at Westminster Village		1			1
MEDCOR, INC			1	100%	1
KROGER 915 - THE LITTLE CLINIC ANDERSON			1	100%	1
GATEWAY HEALTHCARE, PC			1	100%	1
MEMORIAL HERMANN MEDICAL GROUP-ATASCOCITA PEDS			1	100%	1
BOULDER COMMUNITY HOSPITAL			1	100%	1
HAYS CLINICAL LAB			1	100%	1
JMJ FAMILY PRACTICE			1	100%	1
BROOKS REHAB			1	100%	1
BL DIAGNOSTICS LLC			1	100%	1
CHIEFLAND MEDICAL CENTER			1	100%	1
ST.ELIZABETH HEALTH CENTER	1				1
NORTH BROWARD MEDICAL CENTER			1	100%	1
NORTH COUNTY MEDICAL LAB			1	100%	1
Signature Healthcare of Georgetown		1			1
PARK AVENUE PEDIATRICS PC		1			1
LAKE VISTA DIALYSIS			1	100%	1
ARNOLD PALMER HOSPITAL LAB POCT		1			1
Rockcastle Health and Rehab		1			1
Autumn Care of Suffolk		1			1
CVS NC7213POCT MATTHEWS		1			1
BASCOM PALMER-MICRO LAB			1	100%	1
HEALTH PLUS SUNRISE MEDICAL OFFICE			1	100%	1
LABORATORIO MEDICO CENTRAL CONDOMINO MD			1	100%	1
GRAND VILLA OF DEL RAY WEST		1			1
RABI SINHA, MD		1			1
BEAUMONT HOSPITAL, GROSSE POINTE			1	100%	1
ADVANCED URGENT CARE PLLC		1			1
HOLSTON MEDICAL GROUP		1			1
CONCIERGE INTERNAL MEDICINE ASSOCIATES			1	100%	1
SPARTA HEALTH & REHAB		1			1
CLUB HEALTH AND REHABILITATION CENTER, THE		1			1
HOWELL BRANCH COURT			1	100%	1
FIT4LIFE MEDICAL CENTER			1	100%	1
CHRISTUS GOOD SHEPHERD MEDICAL CENTER			1	100%	1
Integrity Healthcare of Carbondale			1	100%	1
MADISON AT OVIEDO			1	100%	1

COVID-19: testing by laboratory

Data through Jan 30, 2021 verified as of Jan 31, 2021 at 09:25 AM

Data in this report are provisional and subject to change.

The numbers in the table below represent the number of Florida and non-Florida residents for whom test results were received by the Department of Health. A person can be tested by more than one laboratory and can have both positive and negative results. **Therefore, the sum of the numbers in each column will be larger than the total number of people tested.**

Reporting lab	Inconclusive	Negative	Positive	Percent positive	Total
TRAVIS LEE THOMPSON MD			1	100%	1
PARK AVENUE DERMATOLOGY NORTH			1	100%	1
BAXTER REGIONAL MEDICAL CENTER			1	100%	1
TWIN			1	100%	1
BAPTIST ASI			1	100%	1
Metairie Healthcare Center			1	100%	1
BROOKDALE AVONDALE (BU 04360)			1	100%	1
ADVENTHEALTH IMAGING LAKE NONA			1	100%	1
COMMUNITY MEDICAL CARE			1	100%	1
MIDDLETON PEDIATRICS			1	100%	1
ST. LUKE'S HOSPITAL			1	100%	1
WINTER GARDEN CHILDREN'S HEALTH CENTERS			1	100%	1
DILELLA			1	100%	1
Kroger 929 - The Little Clinic Corryville		1			1
FLORIDA MEDICAL CLINIC PA GI			1	100%	1
PALM WEST INTERNIST PA			1	100%	1
SUNCOAST RESEARCH GROUP LLC			1	100%	1
VA ST LOUIS HEALTH CARE SYSTEM			1	100%	1
Baptist Village Retirement Communities		1			1
CVS MD1515POCT LEONARDTOWN		1			1
CARESPOT EXPRESS HEALTHCARE BOYNTON BEACH			1	100%	1
VALLEY HOSPITAL MEDICAL CENTER		1			1
Walgreens #5065		1			1
Strasburg Care Center		1			1
UNITED HEALTHCARE			1	100%	1
SKYRIDGE CLINICAL ASSOCIATES		1			1
Kroger 126 - The Little Clinic Cottonwood		1			1
Hillside Rehab and Care Center			1	100%	1
WEST FLORIDA HOSPITAL LABORATORY			1	100%	1
NORDX			1	100%	1
PALMETTO PRIMARY CARE PHYSICIANS			1	100%	1
Regency Square			1	100%	1
Kroger 522 - The Little Clinic Gahanna		1			1
RAYMOND F CARON MD			1	100%	1
BAPTIST HOSPITAL NURSING/PATIENT CARE			1	100%	1
WRIGHT PATTERSON AFB MEDICAL CENTER			1	100%	1
APOLLOMDX LLC			1	100%	1
Livingston County Center for Nursing and Rehabilitation		1			1
Lemont Nursing and Rehab Center			1	100%	1
FIRST CARE OF GAINESVILLE			1	100%	1
Winter Garden Rehab and Nursing Facility		1			1
CARENOW-MONTGOMERY			1	100%	1
ROSE HAVEN NURSING CENTER		1			1
FLORIDA DEPARTMENT OF HEALTH IN CITRUS COUNTY		1			1
MEDEXPRESS URGENT CARE - MARTINSVILLE		1			1
OHIOHEALTH URGENT CARE			1	100%	1
ACCESS MEDICAL GROUP OF TAMPA INC			1	100%	1

COVID-19: testing by laboratory

Data through Jan 30, 2021 verified as of Jan 31, 2021 at 09:25 AM

Data in this report are provisional and subject to change.

The numbers in the table below represent the number of Florida and non-Florida residents for whom test results were received by the Department of Health. A person can be tested by more than one laboratory and can have both positive and negative results. **Therefore, the sum of the numbers in each column will be larger than the total number of people tested.**

Reporting lab	Inconclusive	Negative	Positive	Percent positive	Total
CVS NV5286POCT HENDERSON		1			1
RIDGEFIELD PEDIATRIC ASSOCIATES		1			1
MOUNT ST MARYS HOSPITAL OF NIAGARA FALLS			1	100%	1
LADY OF THE SEA HOSPITAL LAB			1	100%	1
PORT ORANGE NURSING & REHAB			1	100%	1
CARESOUTH HHA HOLDINGS OF THE TREASURE COAST LLC			1	100%	1
The Pines at Poughkeepsie Center for Nursing and Rehabilitation		1			1
Peninsula Nursing and Rehabilitation Center		1			1
NORTHERN KENTUCKY HEALTH DEPARTMENT			1	100%	1
PEDIATRIC URGENT CARE CENTR OF FORT WORTH-LA GRAN			1	100%	1
NEW YORK CITY DEPARTMENT OF HEALTH			1	100%	1
ADVANCED INDIVIDUALIZED MEDICINE OF NAPLES			1	100%	1
Northern Nevada State Veterans Home		1			1
SACRED HEART HEALTH SYSTEM- MIDWIFE PROGRAM			1	100%	1
Shoreline Care Center			1	100%	1
SOUTHWEST FLORIDA DIVISION LAB			1	100%	1
NEVADA DEPARTMENT OF HEALTH AND HUMAN SERVICES			1	100%	1
BOND COUNTY HEALTH DEPARTMENT			1	100%	1
WESTON COUNTY HEALTH SERVICES			1	100%	1
Dugan Memorial Home		1			1
KAISER PERMANENTE REGIONAL REFERENCE LABORATORY		1			1
EVENTIDE LUTHERAN HOME		1			1
MEDEX CLINIC LLC			1	100%	1
BIOMAT ORLANDO		1			1
HARBORCHASE OF VILLAGES CROSSING			1	100%	1
AFFILIATED LABORATORIES INC			1	100%	1
Eagle Health and Rehabilitation		1			1
CHI ST VINCENT LITTLE ROCK DIAGNOSTIC CLINIC			1	100%	1
ADVENTHEALTH DURAND			1	100%	1
INDIAN RIVER CLINICAL LABORATORY, INC.		1			1
GENESEE COUNTY HEALTH DEPARTMENT		1			1
SIMPLY HEALTHCARE AND WELLNESS CLINIC, PC			1	100%	1
PREMIER FAMILY AND SPORTS MEDICINE LLC			1	100%	1
JACKSBORO URGENT CARE			1	100%	1
NFRC CLINICAL LAB			1	100%	1
CVS OH3458POCT BEAVERCREEK		1			1
REELFOOT FAMILY WALK-IN CLINIC		1			1
Kroger 699 - The Little Clinic Smyrna		1			1
CARENOW URGENT CARE – SPRING			1	100%	1
IZ MEDICAL		1			1
COVENANT HEALTH		1			1
UNIVERSITY URGENT CARE			1	100%	1
MIAMI CEREBRAL PALSY RESIDENTIAL			1	100%	1
MEDSTAR HEALTH URGENT CARE			1	100%	1
WATERBURY HOSPITAL REFERENCE LAB			1	100%	1
MINNESOTA DEPARTMENT OF HEALTH LABORATORY			1	100%	1
WELLPATH			1	100%	1

COVID-19: testing by laboratory

Data through Jan 30, 2021 verified as of Jan 31, 2021 at 09:25 AM

Data in this report are provisional and subject to change.

The numbers in the table below represent the number of Florida and non-Florida residents for whom test results were received by the Department of Health. A person can be tested by more than one laboratory and can have both positive and negative results. **Therefore, the sum of the numbers in each column will be larger than the total number of people tested.**

Reporting lab	Inconclusive	Negative	Positive	Percent positive	Total
ATLANTIC DIAGNOSTICS			1	100%	1
STAMFORD HOSPITAL			1	100%	1
DIVERSICARE OF BIG SPRINGS		1			1
HUDSON REGIONAL HOSPITAL			1	100%	1
MID FLORIDA COMMUNITY SERVICES			1	100%	1
SIGNATURE CARE COLLEGE STATION			1	100%	1
ASSISTED LIVING AT TREZEVANT		1			1
MINUTECLINIC DIAG OF IND, LLC #6250		1			1
INDIANA STATE DEPARTMENT OF HEALTH CLINIC MICROBIOLOGY		1			1
C A R E S		1			1
OXY-GENLAB			1	100%	1
TERRELL URGENT CARE			1	100%	1
CVS CT288POCT BRISTOL		1			1
UPSON REGIONAL MEDICAL CENTER			1	100%	1
YOUR HEALTH PEDIATRICS			1	100%	1
PINEVILLE PHARMACY			1	100%	1
ROSE MEDICAL CENTER LAB			1	100%	1
WELLMED AT FORT PIERCE		1			1
CARDIOLOGY AND FITNESS MEDICINE		1			1
DORA HOME CARE			1	100%	1
SYNEXUS CLINICAL RESEARCH US INC		1			1
RAPID MEDLAB (002MO)		1			1
JOHN D. ARCHBOLD MEMORIAL HOSPITAL			1	100%	1
LOUNDY		1			1
BRIDGEWATER PARK ASSISTED LIVING LLC			1	100%	1
SUNCREST OMNI		1			1
GREATER TAMPA AT HOME			1	100%	1
PRINCIPLE DIAGNOSTICS LLC			1	100%	1
ORMC-ARDEN/EOI			1	100%	1
PASTEUR MEDICAL CENTER LLC		1			1
DEPARTMENT OF HEALTH SERVICES			1	100%	1
1ST CHOICE URGENT CARE CENTER LLC			1	100%	1
PALMA CEIA MED GROUP-SWANN		1			1
CALIFORNIA PUBLIC HEALTH LABORATORY			1	100%	1
PORTSMOUTH REG. HOSPITAL			1	100%	1
BROOKDALE VERO BEACH SOUTH AL		1			1
CVS IL8753POCT CHICAGO		1			1
CVS PA1657POCT YORK		1			1
RIVERSIDE COUNTY PUBLIC HEALTH LABORATORY			1	100%	1
GOOD SAMARITAN SOCIETY - DE SMET		1			1
PEDIATRIC PARTNERS OF ZEPHYRHILLS PA			1	100%	1
PALM COAST DRAW STATION/AMERICAN HEALTH ASSOCIATES		1			1
Villages of St.Peters		1			1
HEARTLAND REGIONAL MEDICAL CENTER		1			1
HOME AIDE SVC OF EASTERN NY INC D/B/A		1			1
MINUTECLINIC OF NEVADA-2955 S FT APACH		1			1
LABONE		1			1

COVID-19: testing by laboratory

Data through Jan 30, 2021 verified as of Jan 31, 2021 at 09:25 AM

Data in this report are provisional and subject to change.

The numbers in the table below represent the number of Florida and non-Florida residents for whom test results were received by the Department of Health. A person can be tested by more than one laboratory and can have both positive and negative results. **Therefore, the sum of the numbers in each column will be larger than the total number of people tested.**

Reporting lab	Inconclusive	Negative	Positive	Percent positive	Total
FLORIDA DEPARTMENT OF HEALTH SEMINOLE COUNTY		1			1
INLET CONCIERGE MEDICINE			1	100%	1
OPTUM OF HIALEAH		1			1
MIAMI VASCULAR SURGERY			1	100%	1
FINLAY MEDICAL RESEARCH CORP			1	100%	1
AMD			1	100%	1
Walgreens #5421		1			1
ST LUCIE COUNTY HEALTH DEPARTMENT			1	100%	1
KETAMINE HEALTH CENTERS AT BONITA SPRINGS, LLC		1			1
TILLAMOOK COUNTY GENERAL HOSPITAL LAB		1			1
Garden Isle Healthcare and Rehabilitation Center		1			1
APOPKA FAMILY HEALTH CENTER			1	100%	1
Kroger 350 - The Little Clinic New Cut Road		1			1
CRYSTAL RIVER FIRE DEPARTMENT			1	100%	1
Life Care Center of Auburn		1			1
NEMOURS CHILDREN'S PRIMARY CARE, ST CLOUD			1	100%	1
Kroger 618 - The Little Clinic Trail Creek Village		1			1
UF HEALTH - WILDLIGHT			1	100%	1
Redwood Springs Healthcare			1	100%	1
MARTIN HEALTH PHYSICIAN GROUP			1	100%	1
MEMORIAL SATILLA HEALTH			1	100%	1
JOHN PETER SMITH HOSPITAL- OB TRIAGE			1	100%	1
FELD ENTERTAINMENT			1	100%	1
LOPEZ		1			1
Birmingham Nursing & Rehab Center		1			1
LAKELAND REGIONAL HEALTH GRASSLANDS		1			1
CLIFTON-FINE HOSPITAL LABORATORY		1			1
MAXCARE CLINIC			1	100%	1
MEDICAL ASSOCIATES OF PINELLAS - LAB			1	100%	1
SKY RIDGE MEDICAL CENTER - MICRO			1	100%	1
LOURDES URGENT CARE			1	100%	1
Bolingreen Health and Rehabilitation		1			1
NYU WINTHROP HOSPITAL PATHOLOGY		1			1
PATIENT FIRST-GENERAL BOOTH			1	100%	1
SUSAN F. WILLIAMS M.D., P.A.			1	100%	1
DEPARTMENT OF HEALTH AND ENVIRONMENTAL CONTROL			1	100%	1
ALTA BATES SUMMIT MEDICAL CENTER CLINICAL LAB			1	100%	1
INTEGRATED GENETICS SEQUENOM		1			1
CIMA MEDICAL CENTER			1	100%	1
Kroger - KRO70600172		1			1
ANDREWS INSTITUTE AMBULATORY SURGERY CENTER		1			1
bishop rehabilitation and nursing center		1			1
CARTERSVILLE MEDICAL CENTER			1	100%	1
KIDS CARE PEDIATRICS PA			1	100%	1
BAPTIST HEALTH PRIMARY CARE AT DORAL			1	100%	1
BARRINGTON TERRACE NAPLES			1	100%	1
LAKE MARY PEDIATRICS			1	100%	1

COVID-19: testing by laboratory

Data through Jan 30, 2021 verified as of Jan 31, 2021 at 09:25 AM

Data in this report are provisional and subject to change.

The numbers in the table below represent the number of Florida and non-Florida residents for whom test results were received by the Department of Health. A person can be tested by more than one laboratory and can have both positive and negative results. **Therefore, the sum of the numbers in each column will be larger than the total number of people tested.**

Reporting lab	Inconclusive	Negative	Positive	Percent positive	Total
DAUGHTERS OF SARAH NURSING CENTER		1			1
TRIPLE O MEDICAL SERVICES INC			1	100%	1
ISLANDS ASSISTED LIVING FACILITY,THE			1	100%	1
BRUSHY CREEK FAMILY HOSPITAL			1	100%	1
HAVASU REGIONAL MEDICAL CENTER			1	100%	1
Villa Maria			1	100%	1
UNIVERSITY OF MIAMI PRIMARY CARE SITE UMHC 3039			1	100%	1
MERCY GENERAL HOSPITAL			1	100%	1
LIFESPAN HEALTH - SELMER		1			1
CVS PA7611POCT ALLISON PARK		1			1
CVS NC3853POCT BURLINGTON		1			1
LEGACY ER AND URGENT CARE			1	100%	1
HARDEE COUNTY FIRE RESCUE		1			1
Walgreens #5914		1			1
HELEN HAYES HOSPITAL LABORATORY		1			1
MEDEXPRESS URGENT CARE - PATRICK STREE			1	100%	1
PASCO COUNTY HEALTH DEPARTMENT			1	100%	1
EDWARD HOSPITAL			1	100%	1
WESLEY MEDICAL CENTER			1	100%	1
ARTESIAN HOME		1			1
FALKVILLE HEALTHCARE		1			1
BUFFALO CROSSINGS HEALTHCARE AND REHABILITATION CENTER			1	100%	1
OMAHA VA MEDICAL CENTER			1	100%	1
LAKE PEDIATRICS			1	100%	1
CVS CA9803POCT RIVERSIDE		1			1
CITRONELLE HEALTH AND REHABILITATION CENTER		1			1
CVS OH2486POCT NILES			1	100%	1
ROYAL OAK MEDICAL CENTER LLC DBA CHARACTER FAMILY			1	100%	1
EAST FL CORE LAB			1	100%	1
NORTH RIVER FAMILY HEALTH CENTER			1	100%	1
ADAMS COUNTY HEALTH DEPARTMENT			1	100%	1
PELICAN STATE OUTPATIENT CENTER			1	100%	1
Holly Hill Healthcare Center			1	100%	1
TMH CANCER CENTER LABORATORY			1	100%	1
FRESENIUS KIDNEY CARE			1	100%	1
LAKE BALDWIN			1	100%	1
ALLIANCE LABORATORY SERVICES			1	100%	1
DIGESTIVE DISEASE CARE PC		1			1
Kroger 353 - The Little Clinic Harpers Point		1			1
HENRY FORD HOSPITAL			1	100%	1
CARESPOT - LEE VISTA			1	100%	1
MARYLAND DEPARTMENT OF HEALTH AND MENTAL HYGIENE			1	100%	1
University Plaza Rehabilitation and Nursing			1	100%	1
NICKLAUS CHILDREN'S DORAL OUTPATIENT CENTER			1	100%	1
JUPITER PEDIATRIC ASSOCIATES, PA			1	100%	1
TIMPANOGOS REGIONAL HOSPITAL			1	100%	1
ADVENTHEALTH PHYSICIAN GROUP - APPLEWOOD			1	100%	1

COVID-19: testing by laboratory

Data through Jan 30, 2021 verified as of Jan 31, 2021 at 09:25 AM

Data in this report are provisional and subject to change.

The numbers in the table below represent the number of Florida and non-Florida residents for whom test results were received by the Department of Health. A person can be tested by more than one laboratory and can have both positive and negative results. **Therefore, the sum of the numbers in each column will be larger than the total number of people tested.**

Reporting lab	Inconclusive	Negative	Positive	Percent positive	Total
ADVENTHEALTH MEDICAL GROUP PEDIATRICS DIABETES &			1	100%	1
DISCOVERY AT HOME, LLC			1	100%	1
Rio Grande City Nursing and Rehab Center			1	100%	1
MEDEXPRESS URGENT CARE - ROSS TOWNSHIP		1			1
SOUTHWOOD NURSING & RETIREMENT CENTER		1			1
PINNACLE DIALYSIS		1			1
NEW HORIZON PRIMARY CARE LLC			1	100%	1
INSTANT MEDICAL CARE CENTER			1	100%	1
LOUIS STOKES CLEVELAND VA MEDICAL CENTER			1	100%	1
NORTHWEST FLORIDA SPECIALTY PHYSICIANS LLC		1			1
OPTUM PRIMARY CARE			1	100%	1
SC-GA2018 THE RIDGE REHABILITATION & H		1			1
GIFFORD MEMORIAL HOSPITAL		1			1
SOUTHWOOD HEALTHCARE CENTER		1			1
CVS AZ9210POCT SCOTTSDALE		1			1
GATEWAY FAMILY HEALTH CLINIC			1	100%	1
PM PEDIATRICS OF BAYSIDE, PLLC - RIVE		1			1
MOORE CLINICAL RESEARCH INC			1	100%	1
Kroger 481 - The Little Clinic Houston Levee		1			1
SACRED HEART MEDICAL CENTER			1	100%	1
MARINA DEL REY HOSPITAL LAB			1	100%	1
STEWART MEDICAL GROUP INC			1	100%	1
MEMORIAL HOSPITAL - BELLEVILLE			1	100%	1
USCG ABBOTT BINAXNOW			1	100%	1
PUBLIX PHARMACY # 1236			1	100%	1
JOSHUA E CHESIR MD		1			1
COX HEALTH SOUTH LAB			1	100%	1
KNOX COMMUNITY HOSPITAL			1	100%	1
SOUTHWEST ORLANDO FAMILY MEDICINE, PL			1	100%	1
SOUTHEASTERN HEALTH FACILITES, INC		1			1
Mountain View Manor			1	100%	1
MEDEXPRESS URGENT CARE, EDWARDSVILLE		1			1
CORNERSTONE OF RECOVERY INC		1			1
CVS NC3803POCT MOORESVILLE		1			1
TCPA CLINICAL LABORATORIES			1	100%	1
MEDEXPRESS URGENT CARE - WAYNESBURG		1			1
PREMIER PEDIATRICS			1	100%	1
CATHEDRAL GERONTOLOGY CENTER DBA CATHEDRAL CARES			1	100%	1
HEALTH ALLIANCE			1	100%	1
LCMC LAB SUBSECTION		1			1
PROSPECT URGENT CARE			1	100%	1
FLORIDA MEDICAL CENTER			1	100%	1
Lutheran Community at Telford		1			1
SOUTHERN HILLS MEDICAL CENTER			1	100%	1
FLORIDA KEYS PED AND ADOLES CTR			1	100%	1
2504-HOMEWOOD		1			1
LARKIN COMMUNITY HOSPITAL PALM SPRINGS CAMPUS			1	100%	1

COVID-19: testing by laboratory

Data through Jan 30, 2021 verified as of Jan 31, 2021 at 09:25 AM

Data in this report are provisional and subject to change.

The numbers in the table below represent the number of Florida and non-Florida residents for whom test results were received by the Department of Health. A person can be tested by more than one laboratory and can have both positive and negative results. **Therefore, the sum of the numbers in each column will be larger than the total number of people tested.**

Reporting lab	Inconclusive	Negative	Positive	Percent positive	Total
CENTRAL CAROLINA HOSPITAL			1	100%	1
ELLIS HOSPITAL URGENT CARE CENTER LAB		1			1
STATE OF CALIFORNIA DOH SERVICES			1	100%	1
VETERANS AFFAIRS MEDICAL CENTER - EAST ORANGE			1	100%	1
WESTCOAST FAMILY PRACTICE		1			1
SUTTER GOULD MEDICAL FOUNDATION			1	100%	1
IM&P WELLNES CENTER			1	100%	1
BROADWAY HEALTH FLORIDA MEDICAL CLINIC URGENT CARE			1	100%	1
LANTANA HC LAB			1	100%	1
AVERA ST. MARY'S HOSPITAL			1	100%	1
FHPG SURGICAL ASSOCIATES OF EAST PASCO			1	100%	1
HALIFAX HEALTH PRIMARY CARE ORMOND			1	100%	1
WASHINGTONVILLE PHARMACY INC		1			1
BIOMERIEUX			1	100%	1
SACRED HEART HOSPITAL NURSING			1	100%	1
Advanced Rehabilitation of Vernon		1			1
CTMD MEDICAL CENTER, PA			1	100%	1
Mayfair Village Nursing Care Center		1			1
MED BAR LLC		1			1
AURORA MEDICAL CENTER-KENOSHA			1	100%	1
TITUSVILLE CENTER FOR SURGICAL EXCELLENCE LLC		1			1
CVS PA1296POCT DREXEL HILL		1			1
TAMPA HEALTH CARE PROVIDERS PA		1			1
CVS SC2250POCT COLUMBIA		1			1
HARRIS URGENT CARE CENTER			1	100%	1
COLOMBO'S PHARMACY		1			1
PARTNERS IN PRIMARY CARE		1			1
ASSOCIATES MD MEDICAL GROUP INC			1	100%	1
Vibrallife of El Paso Rehabilitation Center			1	100%	1
OCALA REGIONAL KIDNEY CENTER EAST			1	100%	1
MEDICAL ASSOCIATES OF BREVARD LLC		1			1
CARING PROFESSIONAL HEALTH CARE LLC		1			1
MEADOWS PARK HEALTH AND REHABILITATION		1			1
BAYMEADOWS PEDIATRIC CARE		1			1
FAIRVIEW SOUTHDAL			1	100%	1
CLERMONT PEDIATRICS, PA			1	100%	1
BAYLOR SCOTT & WHITE MEDICAL SURGICAL CLINIC			1	100%	1
UNIVERSITY OF SOUTH FLORIDA			1	100%	1
RENOWN REGIONAL MEDICAL CENTER			1	100%	1
ALBANY MEDICAL CENTER			1	100%	1
CVS NE2741POCT LA VISTA		1			1
CVS PA10034POCT PITTSBURGH		1			1
UNIVERSITY OF VERMONT MEDICAL CENTER			1	100%	1
NEW YORK UNIVERSITY MEDICAL CENTER			1	100%	1
NEW ERA HEALTH CENTER INC		1			1
STANDIFER PLACE		1			1
CVS NC7057POCT SHELBY		1			1

COVID-19: testing by laboratory

Data through Jan 30, 2021 verified as of Jan 31, 2021 at 09:25 AM

Data in this report are provisional and subject to change.

The numbers in the table below represent the number of Florida and non-Florida residents for whom test results were received by the Department of Health. A person can be tested by more than one laboratory and can have both positive and negative results. **Therefore, the sum of the numbers in each column will be larger than the total number of people tested.**

Reporting lab	Inconclusive	Negative	Positive	Percent positive	Total
MEDEXPRESS URGENT CARE - BENTON		1			1
JP MORGAN CHASE HEALTH SERVICES			1	100%	1
MED & CO INVESTMENT LLC		1			1
Sherwood Oaks Health Center			1	100%	1
DEVLIN MANOR NURSING AND REHABILITATION		1			1
OCALA RKC EAST HEMO #1			1	100%	1
UF KANAPAHA LAB BEAKER		1			1
COVE AT THE MARBELLA,THE			1	100%	1
LEE MEMORIAL HOSPITAL OUTPATIENT SURGERY CENTER			1	100%	1
CVS SC5479POCT INDIAN LAND		1			1
SOUTHEASTERN INTEGRATED MEDICAL PL			1	100%	1
ANY LAB TEST FAST CORP			1	100%	1
XSTREMEMD			1	100%	1
MERITUS MEDICAL CENTER			1	100%	1
MISSOURI DEPARTMENT OF HEALTH AND SENIOR SERVICES - STATE PH LAB		1			1
Monument Health Custer Care Center		1			1
MEDICAL CITY DENTON			1	100%	1
PINELLAS CHD - CLEARWATER			1	100%	1
GOSHEN MEDICAL CENTER			1	100%	1
MINUTECLINIC DIAGNOSTICS OF OKLAHOMA		1			1
Excel Care Center			1	100%	1
BROOKDALE PALM BEACH GARDENS			1	100%	1
HERNANDO CHILDREN'S			1	100%	1
Southwest Louisiana Veterans Home			1	100%	1
FIU HEALTH CARE CENTER			1	100%	1
MARYLAND DEPARTMENT OF HEALTH AND MENTAL HYGIENE-LABORATORIES			1	100%	1
RESIDENCES AT MIAMI / REIGN GARDENS LLC, THE			1	100%	1
SHAMRA MEDICAL LABORATORY			1	100%	1
PATHOLOGY		1			1
LIFELINK OF FLORIDA			1	100%	1
MINUTECLINIC, LLC #07876			1	100%	1
MAYO CLINIC BEACHES PRIMARY CARE CTR		1			1
CARENOW LAKE WORTH			1	100%	1
UUHC - REDSTONE HEALTH CENTER LABORATORY			1	100%	1
HAMILTON CI MAIN UNIT ANNEX/ WORK CAMP			1	100%	1
WELLMED AT LINEBAUGH AVE			1	100%	1
CVS CA9103POCT ESCONDIDO		1			1
Kroger - KR070300083			1	100%	1
DOCTORS CARE - AIKEN MALL			1	100%	1
DIAMOND SPEEDWAY DIALYSIS			1	100%	1
Diversicare of Smyrna		1			1
BRITTNEY WHELIHAN IRWIN ARNP LLC			1	100%	1
PEDIATRIC PARTNERS			1	100%	1
GIBSON AREA PRIMARY CARE			1	100%	1
KENDALL PEDIATRICS PARTNERS LLC			1	100%	1
CHIPLEY DIALYSIS			1	100%	1
WMC HEALTH GROUP OF KISSIMMEE LLC			1	100%	1

COVID-19: testing by laboratory

Data through Jan 30, 2021 verified as of Jan 31, 2021 at 09:25 AM

Data in this report are provisional and subject to change.

The numbers in the table below represent the number of Florida and non-Florida residents for whom test results were received by the Department of Health. A person can be tested by more than one laboratory and can have both positive and negative results. **Therefore, the sum of the numbers in each column will be larger than the total number of people tested.**

Reporting lab	Inconclusive	Negative	Positive	Percent positive	Total
CHATEAU MADELEINE - SENIOR LIVING & MEMORY CARE			1	100%	1
CVS IL2798POCT CHICAGO			1	100%	1
PEDIATRIC ASSOCIATES - MIAMI LAKES		1			1
APS-SUMMIT CARE PHARMACY, LLC DBA OMNICARE		1			1
Long Beach Care Center			1	100%	1
Sears Coastal Nursing and Rehab		1			1
Virginia Gay Nursing and Rehab		1			1
WATERS EDGE ELEMENTARY SCHOOL			1	100%	1
HENRY FORD WEST BLOOMFIELD HOSPITAL			1	100%	1
ORLANDO HEALTH PHYSICIAN GROUP INC			1	100%	1
LANGLEY DIALYSIS			1	100%	1
Portsmouth Health and Rehab			1	100%	1
ORMOND MEDICAL ARTS FAMILY PRACTICE PL			1	100%	1
ST LUKES SURGICAL AT THE VILLAGES INC			1	100%	1
BICKERTON, DAWN		1			1
HAWKEYE CARE CENTER DUBUQUE		1			1
IVY ROSEN MD PLLC		1			1
CENTRAL FL INTERNAL MEDICINE ASSOCIATES LLC		1			1
TAMPA GENERAL MEDICAL GROUP LABORATORY HEALTHPARK			1	100%	1
MARQUETTE GENERAL HOSPITAL			1	100%	1
HEART HOSPITAL OF LAFAYETTE: EMERGENCY ROOM			1	100%	1
CVS TX8321POCT MCKINNEY		1			1
HIBISCUS COURT			1	100%	1
Kroger 519 - The Little Clinic Staples Mill Road		1			1
AESTHETIC PHYSICIANS PC			1	100%	1
SLIDELL MEMORIAL HOSPITAL			1	100%	1
Kroger 768 - The Little Clinic Leestown Rd		1			1
GUIDEWELL EMERGENCY MEDICINE DOCTORS LLC #33			1	100%	1
LAKELAND MEDICAL CENTER			1	100%	1
Alden Lincoln Park			1	100%	1
TLC MEDICAL			1	100%	1
HEALGEN SCIENTIFIC			1	100%	1
DIAGNOSTIC GROUP INTEGRATED HEALTHCARE			1	100%	1
ALIMETRIX INC		1			1
MEMORIAL HOSPITAL MIRAMAR WAIVED TESTING			1	100%	1
BAYCARE OUTREACH LAB AT NEW TAMPA			1	100%	1
ST. JOHN HOSPITAL & MEDICAL CENTER			1	100%	1
SPHERE DX			1	100%	1
Kroger 130 - The Little Clinic Colorado Springs		1			1
ADVENTHEALTH MEDICAL GROUP SENIOR HEALTH AT			1	100%	1
NONA MEDICAL ARTS		1			1
CENTRAL FLORIDA HOSPITALIST			1	100%	1
UNIVERSITY OF BALTIMORE WASHINGTON MEDICAL CENTER			1	100%	1
MINUTECLINIC DIAGNOSTIC OF OHIO #5060		1			1
VANAJA SUREDDI MD PA			1	100%	1
CYPRESS VILLAGE REHAB CENTER		1			1
DELRAY BEACH HEALTH CENTER			1	100%	1

COVID-19: testing by laboratory

Data through Jan 30, 2021 verified as of Jan 31, 2021 at 09:25 AM

Data in this report are provisional and subject to change.

The numbers in the table below represent the number of Florida and non-Florida residents for whom test results were received by the Department of Health. A person can be tested by more than one laboratory and can have both positive and negative results. **Therefore, the sum of the numbers in each column will be larger than the total number of people tested.**

Reporting lab	Inconclusive	Negative	Positive	Percent positive	Total
CAMBRIDGE HEALTH ALLIANCE			1	100%	1
PARRISH MEDICAL GROUP			1	100%	1
BAPTIST EMERGENCY HOSPITAL - KELLY			1	100%	1
SUMMIT COUNTY PUBLIC HEALTH DEPARTMENT			1	100%	1
Parkview Care Center			1	100%	1
WVU MEDICINE AT SUNCREST TOWNE CENTRE			1	100%	1
MEDEXPRESS URGENT CARE - BECKLEY		1			1
WALGREENS #10308		1			1
METRO HEALTH HOSPITAL LABORATORY		1			1
REEVES COUNTY HOSPITAL DISTRICT			1	100%	1
CVS NC2313POCT RALEIGH		1			1
WORKFORCE HEALTH DEPARTMENT			1	100%	1
ALPHA CLINICAL LABORATORY CORP.			1	100%	1
Kroger 541 - The Little Clinic Long Hollow Pike		1			1
MED FIRST IMMEDIATE CARE AND FAMILY PRACTICE			1	100%	1
MORGAN STANELY HEALTH CENTER		1			1
CAREHERE LLC			1	100%	1
SOUTH FLORIDA RESEARCH ORGANIZATION			1	100%	1
TRUMAN MEDICAL CENTER - HOSPITAL HILL			1	100%	1
NORTHSIDE HOSPITAL DULUTH			1	100%	1
HUMC		1			1
ICARE		1			1
EASTSIDE URGENT CARE			1	100%	1
GENESIS HEALTH SYSTEM			1	100%	1
CVS CT1123POCT SOUTHBURY		1			1
NORTHWEST TEXAS HEALTHCARE SYSTEM,INC			1	100%	1
MEDCOR CORPORATE CLINIC			1	100%	1
Hearthstone Nursing and Rehabilitation Center		1			1
CONCORDIA MANOR			1	100%	1
MISSION HOSPITAL – MEMORIAL CAMPUS			1	100%	1
LOGAN COUNTY HOSPITAL			1	100%	1
MANOR CARE OF DELRAY BEACH FL LLC		1			1
CVS AZ7841POCT TUCSON		1			1
KIOSK MEDICINE OF KENTUCKY LLC		1			1
HILTON HEAD HOSPITAL/INPATIENT			1	100%	1
WALGREEN#12147		1			1
KANSAS CITY VA MEDICAL CENTER			1	100%	1
TREASURE COAST PRIMARY CARE		1			1
OAKMONTE VILLAGE OF DAVIE			1	100%	1
ENCOMPASS HEALTH REHABILITATION OF ALTAMONTE			1	100%	1
PROVIDENCE ST PETER HOSPITAL		1			1
FIVE STAR PREMIER RESIDENCES OF POMPANO BEACH			1	100%	1
SIGNATURE CARE MEMORIAL CITY			1	100%	1
CVS AZ5026POCT MESA		1			1
Kroger 444 - The Little Clinic Dent		1			1
CLINICAL PATHOLOGY LABORATORIES SOUTHEAST INC			1	100%	1
WEST BOCA MEDICAL CENTER			1	100%	1

COVID-19: testing by laboratory

Data through Jan 30, 2021 verified as of Jan 31, 2021 at 09:25 AM

Data in this report are provisional and subject to change.

The numbers in the table below represent the number of Florida and non-Florida residents for whom test results were received by the Department of Health. A person can be tested by more than one laboratory and can have both positive and negative results. **Therefore, the sum of the numbers in each column will be larger than the total number of people tested.**

Reporting lab	Inconclusive	Negative	Positive	Percent positive	Total
CACERES SPECIALIZED GYNECOLOGY		1			1
YOUR HEALTH PEDIATRICS INC			1	100%	1
PROVIDENCE ST. PATRICK HOSPITAL			1	100%	1
WEST DADE PEDIATRICS			1	100%	1
Elm Crest Senior Living Community		1			1
MEMORIAL HEALTH UNIVERSITY MEDICAL CENTER			1	100%	1
Country View of Sunbury			1	100%	1
MEDEXPRESS URGENT CARE - CABOT			1	100%	1
Waters of Covington		1			1
15 TO KNOW			1	100%	1
NORTHEAST FLORIDA HEALTH SERVICES			1	100%	1
Sage Bluff Health & Rehabilitation Center		1			1
VA OPTOMETRY CLINIC			1	100%	1
FAMILY MEDICAL CENTER		1			1
LEHIGH PULMONARY ASSOCIATES			1	100%	1
ST. MARY MEDICAL CENTER		1			1
SUREPOINT URGENT CARE PADRE ISLAND			1	100%	1
Ash Flat Healthcare and Rehabilitation Center			1	100%	1
LAKESIDE MEDICAL CENTER		1			1
JUPITER MEDICAL CENTER INC			1	100%	1
Kroger 441 - The Little Clinic Middletown		1			1
Eddy Memorial Geriatric Center		1			1
Kroger 465 - The Little Clinic Oakley		1			1
ELEMENTS PHARMACY			1	100%	1
ONPOINT URGENT CARE			1	100%	1
MEDEXPRESS URGENT CARE - ANDERSON		1			1
COSTCO PHARMACY #1023			1	100%	1
Garden Villa Bedford		1			1
EAST RIDGE RETIREMENT VILLAGE INC		1			1
WINDSOR MANOR			1	100%	1
UHEALTH CORAL SPRINGS			1	100%	1
Heritage Health of Peru			1	100%	1
Kroger 339 - The Little Clinic Highlands - Bardstown Road		1			1
PALMS OF FT MYERS,THE			1	100%	1
PRACTITIONERS IN MOTION			1	100%	1
OCEANVIEW NURSING AND REHABILITAION CENTER			1	100%	1
PRIMARY CARE GROUP LLC		1			1
OAKMONT WEST- GREENVILLE SC		1			1
Garden View Care Center at Dougherty Ferry		1			1
CVS MO8581POCT BLUE SPRINGS		1			1
CAREFIRST URGENT CARE - BEECHMONT			1	100%	1
PENINSULA REGIONAL MED CTR LAB			1	100%	1
Harris Hill Nursing Facility		1			1
WYOMING COUNTY DEPARTMENT OF HEALTH		1			1
EMERSON HOSPITAL LABORATORY			1	100%	1
UT HEALTH RGV CLINICAL LABORATORY			1	100%	1
LAKE REGIONAL HEALTH			1	100%	1

COVID-19: testing by laboratory

Data through Jan 30, 2021 verified as of Jan 31, 2021 at 09:25 AM

Data in this report are provisional and subject to change.

The numbers in the table below represent the number of Florida and non-Florida residents for whom test results were received by the Department of Health. A person can be tested by more than one laboratory and can have both positive and negative results. **Therefore, the sum of the numbers in each column will be larger than the total number of people tested.**

Reporting lab	Inconclusive	Negative	Positive	Percent positive	Total
MIDWAY SPECIALTY CARE CENTER INC		1			1
FRASER MEMORIAL HOSPITAL			1	100%	1
LAB PLUS, LLC AT ASCENSION SAINT THOMA		1			1
THE HEART HOSPITAL BAYLOR PLANO			1	100%	1
The Carrington		1			1
MOSOLF PEDIATRICS PA			1	100%	1
UF HEALTH THE VILLAGES			1	100%	1
BRIAN C GRINER MD LLC			1	100%	1
LITTLE COMPANY OF MARY HOSPITAL			1	100%	1
FLAGLER COUNTY BOARD OF COUNTY COMMISSIONERS			1	100%	1
CVS AZ5892POCT LAVEEN		1			1
DIXIE REGIONAL MEDICAL CENTER			1	100%	1
ANMED HEALTH MEDICAL CENTER			1	100%	1
AFTER HOURS CLINIC			1	100%	1
LAKEWOOD RANCH MEDICAL GROUP LLC			1	100%	1
NASSAU COUNTY HEALTH DEPARTMENT-FERNANDINA BEACH C		1			1
AVALON MEDICAL GROUP			1	100%	1
DUKE UNIVERSITY POINT OF CARE TESTING PROGRAM			1	100%	1
PALM BEACH COUNTY HEALTH DEPT.			1	100%	1
PALM COAST DIALYSIS		1			1
FLEMING ISLAND CENTER FOR CLINICAL RESEARCH		1			1
MEDTOWN PHARMACY			1	100%	1
HELIX BIOMEDICS LLC			1	100%	1
LAKE COMMUNITY ACTION AGENCY		1			1
CVS TX1057POCT SAN ANTONIO		1			1
HENRICO DOCTOR'S LABORATORY			1	100%	1
RHODE ISLAND DEPARTMENT OF HEALTH LABORATORIES			1	100%	1
MORNINGSIDE NURSING AND REHABILITATION		1			1
CONVENIENT MEDICAL AND HEALTH SERVICES			1	100%	1
CVS NJ715POCT WAYNE		1			1
UHEALTH CARDIOLOGY			1	100%	1
GRAND VIEW HOSPITAL			1	100%	1
PRIMARY CARE & PEDIATRICS - SHEPHERSTOWN		1			1
SUNCOAST PRIMARY CARE LLC			1	100%	1
MINUTE CLINIC DIAGNOSTIC OF VIRGINIA, LLC #6292		1			1
Valley Center (WV)			1	100%	1
MCH PHYSICIANS GROUP			1	100%	1
ATHENS LIMESTONE HOSPITAL		1			1
TEVAPHARM			1	100%	1
PARKRIDGE MEDICAL CENTER			1	100%	1
ESCANDON DIAGNOSTIC CLINIC			1	100%	1
DEVANSH LAB WERKS		1			1
VAULT MEDICAL SERVICES			1	100%	1
West Bay of Tampa Center			1	100%	1
WALGREENS #01398			1	100%	1
CHI ST. LUKE'S HEALTH BCM MEDICAL CENTER			1	100%	1
ST GERARD'S COMMUNITY OF CARE		1			1

COVID-19: testing by laboratory

Data through Jan 30, 2021 verified as of Jan 31, 2021 at 09:25 AM

Data in this report are provisional and subject to change.

The numbers in the table below represent the number of Florida and non-Florida residents for whom test results were received by the Department of Health. A person can be tested by more than one laboratory and can have both positive and negative results. **Therefore, the sum of the numbers in each column will be larger than the total number of people tested.**

Reporting lab	Inconclusive	Negative	Positive	Percent positive	Total
APPLECARE URGENT CARE KINGSLAND			1	100%	1
ISLAND NURSING HOME			1	100%	1
Princeton Place			1	100%	1
NORTH SHORE HEMATOLOGY-ONCOLOGY ASSOCIATES PC		1			1
PROGRESSIVE MEDICAL LAB LLC			1	100%	1
USF PHYSICIANS GROUP			1	100%	1
MERCY - NORTH IOWA			1	100%	1
Aspire Physical Recovery Center at Cahaba River		1			1
DEPT OF VA MEDICAL CENTER - MIAMI			1	100%	1
SAINT PETE MRI			1	100%	1
BAYFRONT HEAL WOUND CARE AND HYPERBARIC CENTER			1	100%	1
Springdale Village		1			1
UNIVERSITY OF MIAMI SCCC RESEARCH LABORATORY			1	100%	1
ADVANCED HEALTHCARE ASSOCIATES		1			1
PEACHEALTH LABORATORIES		1			1
NEW MILFORD HOSPITAL			1	100%	1
HARBOR BEACH NURSING AND REHABILITATION CENTER			1	100%	1
CVS IL2297144CV CHICAGO		1			1
CVS CA9715POCT THOUSAND OAKS		1			1
CVS CA9823POCT SACRAMENTO		1			1
FORT LOUDOUN PRIMARY CARE		1			1
IVAN, MAYA			1	100%	1
CLERMONT HEALTH DEPARTMENT			1	100%	1
CAROMONT HEALTH			1	100%	1
OHIO VALLEY MANOR NURSING &		1			1
THEDACARE FAMILY MEDICINE GATEWAY			1	100%	1
ACCESS FAMILY CARE LLC			1	100%	1
OMNI HEALTHCARE URGENT CARE			1	100%	1
SPRINGBROOK HOSPITAL			1	100%	1
SOLARIS HEALTHCARE PLANT CITY		1			1
MEDICAL CITY NORTH HILLS			1	100%	1
PRISMA HEALTH TUOMEY LABORATORY			1	100%	1
SEWALLS POINT PHARMACY INC			1	100%	1
BLACKBERRY CENTER, THE		1			1
ATHENA PLASTIC SURGERY		1			1
WATERTOWN URGENT CARE		1			1
SAN JOSE CLINIC		1			1
CVS MA1006POCT BROCKTON		1			1
PALM BEACH COUNTY SHERIFF OFFICE			1	100%	1
LABORATORIO BUENA SALUD			1	100%	1
BUFFALO VAMC			1	100%	1
Alden North Shore			1	100%	1
MEDEXPRESS URGENT CARE - CONWAY		1			1
MEMORIAL HOSPITAL OF TAMPA			1	100%	1
MEDEXPRESS URGENT CARE - FORT SMITH		1			1
CENTRAL ALABAMA HEALTH CARE SYSTEM			1	100%	1
Kroger 752 - The Little Clinic Central Station		1			1

COVID-19: testing by laboratory

Data through Jan 30, 2021 verified as of Jan 31, 2021 at 09:25 AM

Data in this report are provisional and subject to change.

The numbers in the table below represent the number of Florida and non-Florida residents for whom test results were received by the Department of Health. A person can be tested by more than one laboratory and can have both positive and negative results. **Therefore, the sum of the numbers in each column will be larger than the total number of people tested.**

Reporting lab	Inconclusive	Negative	Positive	Percent positive	Total
ST. MICHAEL'S ELITE HOSPITAL			1	100%	1
MEDEXPRESS URGENT CARE - RUSSELLVILLE, W MAIN ST		1			1
ST MARY'S OF SAGINAW		1			1
BERKSHIRE MEDICAL CENTER			1	100%	1
Arch Plaza Nursing and Rehabilitation Center			1	100%	1
ATRIA TAMARAC			1	100%	1
NF Escambia, LLC DBA Olive BranchHealth and Rehabilitaion Center			1	100%	1
SUPERKIDS PEDIATRICS			1	100%	1
SELECT MEDICAL CLINIC			1	100%	1
ADVANCED CARDIOVASCULAR DIAGNOSTICS OF FL			1	100%	1
NHC HealthCare St. Charles		1			1
PALM BEACH DIGESTIVE ASSOCIATES			1	100%	1
APALACHEE CENTER INC		1			1
TREASURE COAST MEDICAL CONCIERGE LLC			1	100%	1
ST JOHN'S HOME CARE			1	100%	1
RAMBAM URGENT CARE			1	100%	1
CVS IL5797POCT CAROL STREAM		1			1
NIBHA MEDIRATTA MD PL			1	100%	1
SELF REGIONAL HEALTHCARE			1	100%	1
THE CHRIST HOSPITAL			1	100%	1
SURGERY CENTER, THE			1	100%	1
BLOOD SYSTEMS LABORATORIES			1	100%	1
SOUTHERN SPRINGS HEALTH CARE		1			1
CVS M08595POCT RAYMORE		1			1
GOOD SAMARITAN SOCIETY-FOREST CITY		1			1
CVS NJ617POCT CEDAR GROVE		1			1
DW MCMILLAN MEMORIAL HOSPITAL LABORATORY			1	100%	1
CIRRUS DX			1	100%	1
COMMONWEALTH OF VIRGINIA DIVISION OF CONSOLIDATED LABORATORY SERVICES			1	100%	1
MINUTECLINIC DIAG OF IND, LLC #4368		1			1
ADVENTHEALTH MEDICAL GROUP FAMILY AND INTERNAL			1	100%	1
LEELANAU OPCO, LLC		1			1
CEPERO PEDIATRICS PA			1	100%	1
FRESENIUS SOUTH FORT MYERS		1			1
BEST CARE COMMUNITY AND FAMILY HEALTH CENTER INC			1	100%	1
MID-FLORIDA CANCER CENTERS		1			1
VIRGINIA UROLOGY		1			1
Chateau Girardeau			1	100%	1
JACK M MATHENY II MD			1	100%	1
ER NEAR ME HULEN		1			1
MD NOW URGENT CARE			1	100%	1
Kroger - KRO03500568			1	100%	1
Big River Nursing and Rehab		1			1
MADISON FACILITY INC			1	100%	1
BAPTIST MINOR MEDICAL CENTER			1	100%	1
CULVER CITY URGENT CARE			1	100%	1
SOUTHEASTERN PATHOLOGY ASSOCIATES			1	100%	1

COVID-19: testing by laboratory

Data through Jan 30, 2021 verified as of Jan 31, 2021 at 09:25 AM

Data in this report are provisional and subject to change.

The numbers in the table below represent the number of Florida and non-Florida residents for whom test results were received by the Department of Health. A person can be tested by more than one laboratory and can have both positive and negative results. **Therefore, the sum of the numbers in each column will be larger than the total number of people tested.**

Reporting lab	Inconclusive	Negative	Positive	Percent positive	Total
SHP WESTCHESTER LLC		1			1
CLEVELAND CLINIC FLORIDA LABORATORY			1	100%	1
AMICUS MEDICAL CENTER LLC			1	100%	1
LOWER KEYS COMMUNITY HEALTH CENTER			1	100%	1
CHILDREN'S NATIONAL MEDICAL CENTER			1	100%	1
CHC SOUTHWEST FLORIDA LAB-LIVE			1	100%	1
FAST PACE URGENT CARE			1	100%	1
SOUTH FLORIDA BAPTIST HOSPITAL			1	100%	1
CITRUS HEALTH NETWORK INC			1	100%	1
LIBERTY HEALTH CENTER			1	100%	1
AAA MEDICAL TESTING			1	100%	1
SYNERGY DIALYSIS INC			1	100%	1
ACUPATH LABORATORIES INC			1	100%	1
MAYO CLINICAL LABORATORIES		1			1
CVS PA2687POCT EXTON		1			1
UNIVERSITY OF IOWA HOSPITALS & CLINICS			1	100%	1
DELAWARE DEPARTMENT OF HEATH			1	100%	1
ALLIANCE MD DIRECT PRIMARY CARE			1	100%	1
MEDICAL SPECIALISTS OF THE PALM BEACHES INC			1	100%	1
LAKEVIEW REGIONAL HOSPITAL			1	100%	1
Kroger 550 - The Little Clinic Bellevue		1			1
CVS NC3319POCT CHARLOTTE		1			1
MINUTECLINIC DIAGNOSTIC OF NH, LLC (CL		1			1
Kroger 086 - The Little Clinic Broomfield-Sheridan		1			1
TANVIR H SHAGAR NP		1			1
SPINE & PAIN CONSULTANT PLLC		1			1
NORTH FL SOUTH GA HCS-LAKE CITY			1	100%	1
WEST VIRGINIA LABORATORIES			1	100%	1
MC DIAGNOSTIC OF CONNECTICUT, PC #114		1			1
PEDIATRIC ASSOCIATES - DORAL			1	100%	1
CLEVELAND CLINIC AKRON GENERAL			1	100%	1
CVS NC7548POCT FUQUAY VARINA		1			1
UNITYPOINT HEALTH TRINITY			1	100%	1
DEL PRADO MEDICAL CENTER, INC		1			1
COLUMBIA CREST CARE & RAHAB		1			1
SUNCOAST BEHAVIORAL HEALTH CENTER			1	100%	1
HAWAII DEPARTMENT OF HEALTH LAB			1	100%	1
RIVIERA BEACH HEALTH CENTER LAB			1	100%	1
SOUTH FLORIDA URGENT CARE CENTERS, LLC			1	100%	1
CVS DC1340POCT WASHINGTON		1			1
INTERMOUNTAIN HEALTHCARE LABORATORY SERVICES			1	100%	1
Cornerstone at the Ranch		1			1
HARDIN HEALTH INC		1			1
RAPID CITY REGIONAL HOSPITAL -579 ATTN. LABORATORY		1			1
PRIMEX CLINICAL LABORATORIES INC			1	100%	1
ST CATHERINE HOSPITAL LABORATORY			1	100%	1
PREMIER MOBILE HEALTH SERVICES, LLC			1	100%	1

COVID-19: testing by laboratory

Data through Jan 30, 2021 verified as of Jan 31, 2021 at 09:25 AM

Data in this report are provisional and subject to change.

The numbers in the table below represent the number of Florida and non-Florida residents for whom test results were received by the Department of Health. A person can be tested by more than one laboratory and can have both positive and negative results. **Therefore, the sum of the numbers in each column will be larger than the total number of people tested.**

Reporting lab	Inconclusive	Negative	Positive	Percent positive	Total
Kroger 518 - The Little Clinic Hermitage		1			1
LAKE MARY OPTUM FLORIDA			1	100%	1
Lenbrook		1			1
CANDLER HOSPITAL			1	100%	1
Bay View Nursing and Rehabilitation Center			1	100%	1
CROSS CREEK HEALTH CARE		1			1
PIONEER CLINICAL RESEARCH LLC			1	100%	1
OAK HAVEN REHAB AND NURSING CENTER			1	100%	1
Bethany Manor		1			1
NEMOURS CHILDRENS PRIMARY CARE CLERMONT			1	100%	1
THE MEDICAL CENTER AT BOWLING GREEN			1	100%	1
MIAMI-DADE COUNTY HEALTH DEPT.		1			1
FREDERICK AVENUE GROUP HOME		1			1
MEDEXPRESS URGENT CARE - ST CLAIR, CLOVER DR.		1			1
MY URGENT CARE CLINIC			1	100%	1
BMC/NASSAU			1	100%	1
DOCTORS HEARING			1	100%	1
Kroger 407 - The Little Clinic Lexington		1			1
UNIVERSITY OF ILLINOIS VETERINARY DIAG		1			1
ACCOMPLISHED HOME CARE		1			1
MAYO CLINIC OUTPATIENT DIALYSIS CENTER			1	100%	1
HALEYVILLE HEALTH CARE CENTER		1			1
Bon Secours Place			1	100%	1
TRUCARE LIVING CENTERS - SELMA			1	100%	1
ST JOHN'S MEDICAL CENTER, TETON VILLAGE			1	100%	1
ELDER ALTERNATIVES INC			1	100%	1
WAYNE COUNTY PUBLIC HEALTH		1			1
GATEWAY LABORATORIES		1			1
ACCESS HEALTH CARE PHYSICIANS LLC			1	100%	1
MOBILE MEDICAL CLINIC			1	100%	1
EVERGREEN NURSING HOME		1			1
BLUFFTON HEALTH CENTER			1	100%	1
MEDOR/ACC SYNCHRONY			1	100%	1
Florence Home		1			1
ROCKLEDGE HEALTH & REHABILITATION CENTER			1	100%	1
FLORIDA HOSPITAL ORMOND BEACH			1	100%	1
INDIGO PALMS			1	100%	1
BRONSON METHODIST HOSPITAL			1	100%	1
NORTH CAROLINA STATE LABORATORY OF PUBLIC HEALTH, SPECTRUM LAB NETWORK			1	100%	1
THOMAS HOSPITAL			1	100%	1
AUTUMN HOUSE			1	100%	1
CARE CENTERS OF NASSAU LLC MINER ROAD NORTH		1			1
MED CHOICE CENTER OF NORTH MIAMI			1	100%	1
ESOTERIC LAB			1	100%	1
WEILL CORNELL MEDICAL ASSOCIATES - EAST SIDE		1			1
ALLIED PEDIATRICS & FAMILY MEDICINE			1	100%	1
Kroger 410 - The Little Clinic Trinity		1			1

COVID-19: testing by laboratory

Data through Jan 30, 2021 verified as of Jan 31, 2021 at 09:25 AM

Data in this report are provisional and subject to change.

The numbers in the table below represent the number of Florida and non-Florida residents for whom test results were received by the Department of Health. A person can be tested by more than one laboratory and can have both positive and negative results. **Therefore, the sum of the numbers in each column will be larger than the total number of people tested.**

Reporting lab	Inconclusive	Negative	Positive	Percent positive	Total
PENNY PEDIATRICS		1			1
FAMILY MEDICAL CENTERS			1	100%	1
METROWEST MEDICAL CENTER - FRAMINGHAM			1	100%	1
SMITH NORTHVIEW HOSPITAL LAB			1	100%	1
UNIVERSITY OF NORTH CAROLINA HOSPITALS			1	100%	1
RIVERSIDE REGIONAL MED CENTER			1	100%	1
CVS MA447POCT NORTHAMPTON		1			1
MICROBIOLOGY DEPARTMENT			1	100%	1
Kroger 909 - The Little Clinic Hamilton			1	100%	1
CELEBRATION FAMILY PHYSICIANS LLC			1	100%	1
PATHOLOGYT & LAB MEDICINE SERVICES			1	100%	1
MOUNT SINAI MEDICAL CENTER OF FLORIDA, INC			1	100%	1
HOSPICE OF MARION COUNTY INC			1	100%	1
NORTH MIAMI BEACH SURGICAL CENTER			1	100%	1
ACCURATE HEALTH SERVICES CORP			1	100%	1
LEHIGH REGIONAL WOUND CENTER			1	100%	1
VIVIAN SIMMONS FAMILY PRACTICE			1	100%	1
KINGWOOD EMERGENCY HOSPITAL			1	100%	1
DR. G'S URGENT CARE			1	100%	1
CVS NV9586POCT RENO		1			1
PCR DIAGNOSTICS			1	100%	1
FAMILY PRACTICE ASSOCIATES		1			1
CHP COVID-19 (TX)			1	100%	1
REGENTS PARK OF JACKSONVILLE			1	100%	1
NORTH SHORE MEDICAL CENTER - SALEM HOSPITAL			1	100%	1
MERCYONE DES MOINES MEDICAL CENTER			1	100%	1
Harbert Hills Academy Nursing Home		1			1
FRANKLIN CBOC			1	100%	1
NORTH OKALOOSA CLINIC CORP		1			1
COMMUNITY HOSPITALS INDIANAPOLIS			1	100%	1
Mercy Manor Transition Center			1	100%	1
Kroger 672 - The Little Clinic Bill Kennedy & Glenwood		1			1
Miller Health Care Center			1	100%	1
VCU HEALTH SYSTEM AUTHORITY - MCV HOSPITALS			1	100%	1
EAST TENNESSEE STATE UNIVERSITY		1			1
BRUCE S WEST MD			1	100%	1
Robert Wood Johnson University Hospital			1	100%	1
Schenectady Center for Rehabilitation & Nursing		1			1
WESTEX URGENT CARE, PLLC			1	100%	1
VELOCITY URGENT CARE - LITTLE CREEK			1	100%	1
Sanford Health & Rehabilitation			1	100%	1
CVS NH6596POCT HAMPTON		1			1
VIP FAMILY PRACTICE			1	100%	1
NEWTON MEMORIAL HOSPITAL		1			1
Trucare Living Centers - Columbus		1			1
PM PEDIATRICS PC			1	100%	1
PULMONARY MEDICINE		1			1

COVID-19: testing by laboratory

Data through Jan 30, 2021 verified as of Jan 31, 2021 at 09:25 AM

Data in this report are provisional and subject to change.

The numbers in the table below represent the number of Florida and non-Florida residents for whom test results were received by the Department of Health. A person can be tested by more than one laboratory and can have both positive and negative results. **Therefore, the sum of the numbers in each column will be larger than the total number of people tested.**

Reporting lab	Inconclusive	Negative	Positive	Percent positive	Total
MALUHIA		1			1
CORIZON HEALTH INC			1	100%	1
TRANSPLANT GENOMICS INC (EUROFINS)		1			1
Kroger 395 - The Little Clinic Blanchester		1			1
CVS TX10016POCT PRINCETON		1			1
MEDICAL CLINIC OF HOUSTON			1	100%	1
Kroger 717 - The Little Clinic Dolphin Drive			1	100%	1
UHS BINGHAMTON GENERAL			1	100%	1
FHCP ASC - ORANGE CITY			1	100%	1
RICHICHI FAMILY HEALTH			1	100%	1
LANCASHIRE HALL NURSING AND REHABILITATION CENTER		1			1
SEASONS HOSPICE AND PALLIATIVE CARE OF			1	100%	1
EMERGENCY CARE SERVICES LAB AT JFK MEDICAL CENTER			1	100%	1
ADVENTHEALTH MEDICAL GROUP OBSTETRICS			1	100%	1
MYCLINIC, INC			1	100%	1
NULEASE MEDICAL SOLUTIONS			1	100%	1
Sevierville Health and Rehabilitation		1			1
DORAL KIDNEY CENTER			1	100%	1
Gulf Coast health and Rehabilitation, LLC		1			1
PRIMACARE MEDICAL LAKEWOOD			1	100%	1
THE CLINIC ON SIXTH			1	100%	1
MEDICAL CENTER OF CENTRAL GEORGIA			1	100%	1
ANSWERS RESOURCE FACILITY		1			1
TUNIS STREET GROUP HOME		1			1
SV MOBILE HEALTH			1	100%	1
HCR ManorCare Greentree		1			1
DIGNITY HEALING LLC			1	100%	1
ORLANDO ORTHOPAEDIC CENTER			1	100%	1
CLINICAL TRIALS OF TAMPA LLC		1			1
THE CHILDREN'S HOSPITAL OF PHILADELPHIA		1			1
NORTH SHORE HEMATOLOGY-ONCOLOGY ASSOCI		1			1
SHARON REGIONAL MEDICAL CENTER			1	100%	1
ROAN MOUNTAIN MEDICAL CENTER			1	100%	1
HABANA HEALTH CARE CENTER			1	100%	1
MINUTECLINIC # 21110			1	100%	1
SHELBYVILLE HOSPITAL COMPANY		1			1
NEW YORK PRESBYTERIAN HOSPITAL			1	100%	1
LIVINGSTON COUNTY DEPT OF HEALTH REPRO			1	100%	1
FLORIDA HOSPITAL TRANSPLANT CENTER		1			1
WEST COCOA PHARMACY			1	100%	1
Village Crest Center for Health & Rehabilitation		1			1
MEDPOST - NORTH DALLAS			1	100%	1
Tremont Health & Rehabilitation Center		1			1
UPMC NORTHWEST HOSPITAL			1	100%	1
Chatham Nursing and Rehab Center		1			1
NEMOURS CHILDREN'S PRIMARY CARE			1	100%	1
ST JOHNS EPISCOPAL HOSPITAL SOUTH SHORE		1			1

COVID-19: testing by laboratory

Data through Jan 30, 2021 verified as of Jan 31, 2021 at 09:25 AM

Data in this report are provisional and subject to change.

The numbers in the table below represent the number of Florida and non-Florida residents for whom test results were received by the Department of Health. A person can be tested by more than one laboratory and can have both positive and negative results. **Therefore, the sum of the numbers in each column will be larger than the total number of people tested.**

Reporting lab	Inconclusive	Negative	Positive	Percent positive	Total
CARESPOT - OCOEE			1	100%	1
The Palms Nursing and Rehabilitation		1			1
MOSAIC MEDICAL CENTER MARYVILLE			1	100%	1
Kroger 523 - The Little Clinic Dickson			1	100%	1
CVS OH4359POCT HUDSON		1			1
BEAUFORT MEMORIAL			1	100%	1
ADVENT HEALTH - OWASA			1	100%	1
GEORGETOWN URGENT CARE			1	100%	1
ST. LUKES HOSPITAL			1	100%	1
LAB PLUS, LLC			1	100%	1
SOUTHERN FAMILY HEALTH			1	100%	1
			1	100%	1
Brio of Johnston		1			1
HYDE PARK MEDICAL CENTER		1			1
POMPANO BEACH ARTIFICIAL KIDNEY CENTER			1	100%	1
NANCY M WORTHINGTON MD PA			1	100%	1
Cooperstown Center for Nursing and Rehabililtation		1			1
INNOVATIVE GENOMICS, LLC			1	100%	1
WINCHESTER HOSPITAL			1	100%	1
STANLY REGIONAL MEDICAL CENTER			1	100%	1
Kroger 57 - The Little Clinic Jay C Charlestown		1			1
MEDERI CARETENDERS			1	100%	1
Kroger 825 - The Little Clinic Dorothy Lane		1			1
CENTRAL TX URGENT CARE			1	100%	1
NORTH SHORE HEMATOLOGY-ONCOLOGY ASSOCIATES		1			1
ATMORE COMMUNITY HOSPITAL			1	100%	1
FLORIDA STATE UNIVERSITY HEALTH SERVICES			1	100%	1
NORTH FLORIDA CHILD DEVELOPMENT, INC			1	100%	1
TMH PHYSICIAN PARTNERS			1	100%	1
CHILTON MEDICAL CENTER		1			1
MODERN URGENT CARE			1	100%	1
Waddell Nursing & Rehab Center		1			1
ADVANTA LABS, LLC		1			1
BROOKDALE PALM COAST		1			1
NORTHEAST TEXAS DIALYSIS		1			1
Brookdale Southside			1	100%	1
DIVERSE MEDICAL CARE LLC			1	100%	1
MED TECH CLINICAL LABORATORY		1			1
BROOKDALE FORT MYERS LAKES PARK			1	100%	1
Longwood Community Living Center		1			1
CARE STATION MEDICAL GROUP		1			1
JMC TALLAHASSEE, LLC			1	100%	1
DECATUR MORGAN HOSPITAL - DECATUR GENE		1			1
Oakland Nursing and Rehabilitation Center		1			1
CVS TX7827POCT ROUND ROCK		1			1
HEALTHCARE FOR THE HOMELESS			1	100%	1
INFECTION CONTROL DEPT			1	100%	1

COVID-19: testing by laboratory

Data through Jan 30, 2021 verified as of Jan 31, 2021 at 09:25 AM

Data in this report are provisional and subject to change.

The numbers in the table below represent the number of Florida and non-Florida residents for whom test results were received by the Department of Health. A person can be tested by more than one laboratory and can have both positive and negative results. **Therefore, the sum of the numbers in each column will be larger than the total number of people tested.**

Reporting lab	Inconclusive	Negative	Positive	Percent positive	Total
Jacaranda Manor			1	100%	1
Douglas County Health Center		1			1
NATIONAL INSTITUTES OF HEALTH CLINICAL CENTER			1	100%	1
CVS AZ10529POCT SCOTTSDALE		1			1
VA COMMUNITY BASED CLINIC - LAKE CITY			1	100%	1
PRIMARY AND URGENT CARE			1	100%	1
COMMUNITY MEDICAL CENTER-ORANGE CITY		1			1
ARCADIA DIALYSIS CENTER			1	100%	1
CVS CT718POCT ANSONIA		1			1
CONSULATE HEALTH CARE OF VERO BEACH			1	100%	1
CLEMENT MANOR HEALTH CENTER		1			1
CSL PLASMA LAB			1	100%	1
ELATION HEALTH		1			1
ALL CARE URGENT CARE			1	100%	1
UCH LAB			1	100%	1
EXAC CARE CROSSVILLE		1			1
Vi at Aventura		1			1
URGENT CARE OF FORT LAUDERDALE INC			1	100%	1
FLORIDA DIGESTIVE AND LIVER SPECIALISTS			1	100%	1
MINUTECLINIC, LLC #4507		1			1
MEDIPLUS CLINIC, INC			1	100%	1
CAREWELL 203			1	100%	1
MEA PRIMARY CARE PLUS BYRAM			1	100%	1
PAUL C SCHWARTZ & MELVIN L WEIDMAN		1			1
FAMILY MEDICINE AT CELEBRATION		1			1
POINTE MEDICAL SERVICES INC			1	100%	1
Oregon Veterans Home The Dalles		1			1
DAVENPORT PEDIATRICS CLERMONT PA		1			1
Kroger 923 - The Little Clinic Centerville		1			1
FLORHAM PARK ENDOSCOPY CENTER		1			1
NORTH WEST FLORIDA DIAGNOSTIC ENOCRINOLOGY CLINIC			1	100%	1
EILEEN TURBESSI MD PA		1			1
MEDICAL ARTS LABORATORY			1	100%	1
OCCUPATIONAL HEALTH CENTER		1			1
BAYLOR SCOTT AND WHITE MEDICAL CENTER -CENTENTENNIAL			1	100%	1
GOLDING-GRANADO MEDICAL ASSOCIATES		1			1
NORTH OKALOOSA PHYSICIAN GRP - WALK IN CLINIC			1	100%	1
PLANT CITY FAMILY CARE		1			1
URGENTMED PLANTATION			1	100%	1
C V S / PHARMACY #4396		1			1
MEDCOR INC			1	100%	1
Senatobia Healthcare & Rehab		1			1
WY RETIREMENT CENTER		1			1
ASCARATE DIALYSIS			1	100%	1
Kroger 97 - The Little Clinic Hutchinson		1			1
ADVENTHEALTH MEDICAL GROUP COMMUNITY MEDICINE			1	100%	1
HACKENSACK UNIVERSITY MEDICAL CENTER		1			1

COVID-19: testing by laboratory

Data through Jan 30, 2021 verified as of Jan 31, 2021 at 09:25 AM

Data in this report are provisional and subject to change.

The numbers in the table below represent the number of Florida and non-Florida residents for whom test results were received by the Department of Health. A person can be tested by more than one laboratory and can have both positive and negative results. **Therefore, the sum of the numbers in each column will be larger than the total number of people tested.**

Reporting lab	Inconclusive	Negative	Positive	Percent positive	Total
Kroger 673 - The Little Clinic Dallas			1	100%	1
DE TAR HOSPITAL			1	100%	1
UMMC MIDTOWN CAMPUS			1	100%	1
INNOVATIVE CARE II LLC			1	100%	1
RIDGE OPTUM FLORIDA			1	100%	1
LUMICO LIFE INSURANCE COMPANY		1			1
PHYSICIANS IMMEDIATE CARE			1	100%	1
LP ELIZABETHTON		1			1
MINUTE CLINIC DIAGNOSTICS OF IN, LLC #6252		1			1
REGIONAL MED CTR BAYONET POINT			1	100%	1
RM PHARMACY SERVICES INC		1			1
Essex Center for Rehabilitation and Healthcare		1			1
URGENT CARE OF KANSAS CITY			1	100%	1
VERITAS GENETICS, INC.			1	100%	1
Kroger 970 - The Little Clinic Westfield			1	100%	1
HEALTH PARTNERS REGIONAL HOSPITAL			1	100%	1
HALIFAX HEALTH PRIMARY CARE			1	100%	1
BAYCARE OUTREACH LAB WH SOUTH			1	100%	1
Kingston Care Center of Fort Wayne		1			1
BSA PHYSICIANS GROUP, INC D/B/A BSA FAMILY MEDICAL			1	100%	1
The Evangelical Lutheran Good Samaritan Society Prescott Village		1			1
VILLAGES HEALTH SYSTEM, LLC, THE			1	100%	1
CVS OH3301POCT WOODMERE		1			1
ORLANDO HEALTH MEDICAL GROUP			1	100%	1
PROVIDENCE LABORATORY SERVICES		1			1
TITUSVILLE REHABILITATION AND NURSING CENTER		1			1
CARENOW MIDTOWN			1	100%	1
LSU MEDICAL CENTER			1	100%	1
DEVLAB, LLC			1	100%	1
MINUTE CLINIC DIAGNOSTIC PA			1	100%	1
BOCA CIEGA CENTER			1	100%	1
BLANCHARD VALLEY HOSPITAL LABORATORY			1	100%	1
CHILDRENS SPECIALIST PEDIATRIC PULMMOLOGY &			1	100%	1
PENSACOLA PATHOLOGY		1			1
SYCAMORE MEDICAL CENTER-KETTERING HEALTH NETWORK			1	100%	1
ORANGE PEDIATRICS PA			1	100%	1
Good Samaritan Society Waukon		1			1
EXPRESS WALK IN MEDICAL CENTER			1	100%	1
FLORIDA MEDICAL CLINIC, LLC			1	100%	1
SOUTHEAST MISSOURI HOSPITAL		1			1
FLORIDA CLINICAL LABORATORY INC DBA			1	100%	1
CVS OH6164POCT DELAWARE		1			1
Georgiana Health and Rehabilitation, LLC		1			1
SANTA MONICA CA-UCLA MC			1	100%	1
CVS GA7064POCT STOCKBRIDGE		1			1
MED-LAKE LABORATORY, LLC			1	100%	1
Total	79,177	14,745,059	2,204,930	13%	17,029,166