

COVID-19: summary of cases and monitoring

Data through Nov 22, 2020 verified as of Nov 23, 2020 at 09:25 AM

Data in this report are provisional and subject to change.

Cases: people with positive PCR or antigen test result		Cases: people with positive PCR or antigen test result	
Total cases		Risk factors for Florida residents	
Florida residents	944,745	Traveled	8,611
Non-Florida residents	930,728	Contact with a known case	355,690
	14,017	Traveled and contact with a known case	10,050
Type of testing		Neither	556,377
Florida residents	930,728	No travel and no contact	122,270
Positive by BPHL/CDC	36,201	Travel is unknown	301,943
Positive by commercial/hospital lab	894,527	Contact is unknown	231,960
PCR positive	860,860	Contact is pending	176,048
Antigen positive	69,868		
Non-Florida residents	14,017	Travel can be unknown and contact can be unknown or pending for the same case, these numbers will sum to more than the "neither" total.	
Positive by BPHL/CDC	426		
Positive by commercial/hospital lab	13,591		
PCR positive	11,834		
Antigen positive	2,183		
Characteristics			
Florida residents hospitalized	53,499		
Florida resident deaths	18,085		
Non-Florida resident deaths	225		
Hospitalized counts include anyone who was hospitalized at some point during their illness. It does not reflect the number of people currently hospitalized.			
More information on deaths identified through death certificate data is available on the National Center for Health Statistics website at www.cdc.gov/nchs/nvss/vsrr/COVID19/index.htm .			

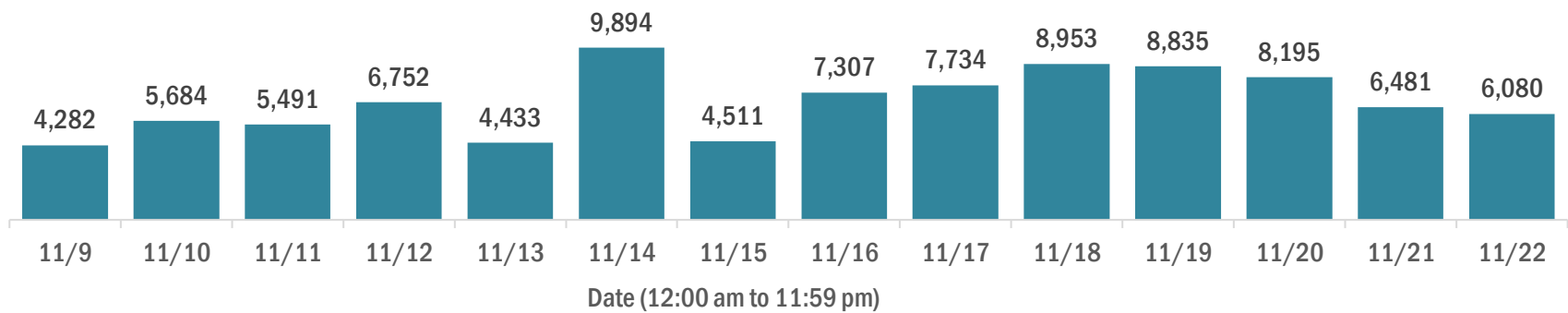
COVID-19: summary of laboratory testing

Data through Nov 22, 2020 verified as of Nov 23, 2020 at 09:25 AM

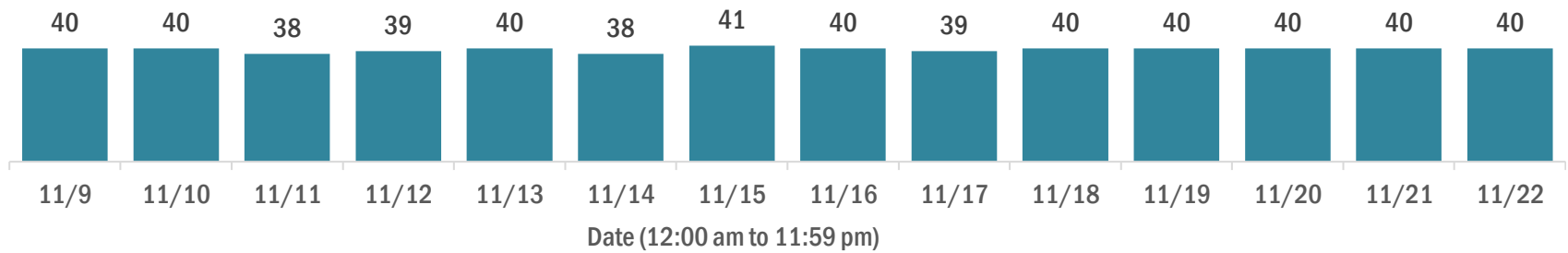
Data in this report are provisional and subject to change.

Cases in Florida residents per day for the past 2 weeks

Number of cases per day



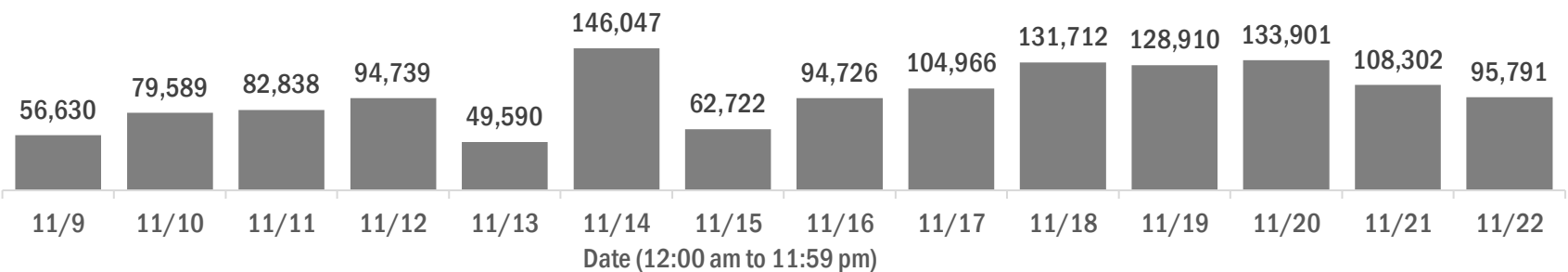
Median age of cases by day



Laboratory testing for Florida residents over the past 2 weeks

Number of Florida residents tested per day

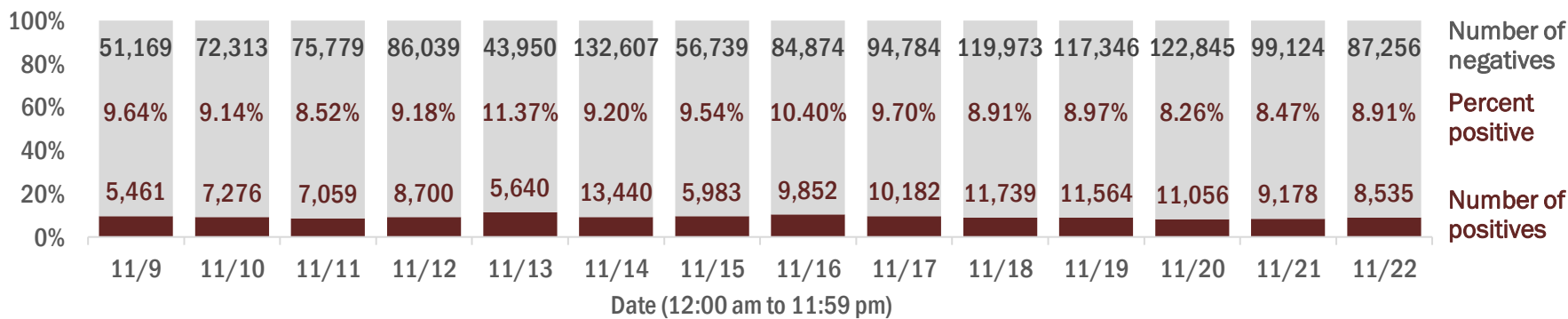
These counts include the number of people for whom the Department received PCR or antigen laboratory results by day. People tested on multiple days will be included for each day a new result was received. A person is only counted once for each day they are tested, regardless of whether multiple specimens are tested or multiple results are received.



Number and percent of Florida residents with positive test results

The percent of positive results ranged from 8.26% to 11.37% over the past 2 weeks and was 8.91% yesterday.

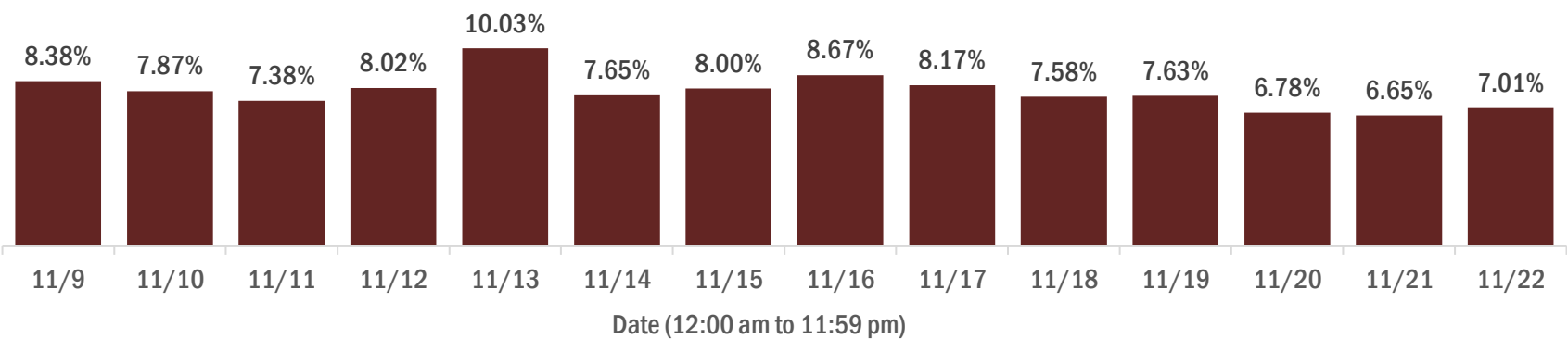
These counts include the number of people for whom the Department received PCR or antigen laboratory results by day. People tested on multiple days will be included for each day a new result was received. A person is only counted once for each day they are tested, regardless of whether multiple specimens are tested or multiple results are received. If a person has a positive specimen and a negative specimen in the same day, only the positive result is counted.



Percent positivity for new cases in Florida residents

The percent of positive results ranged from 6.65% to 10.03% over the past 2 weeks and was 7.01% yesterday.

This percent is the number of people who test PCR- or antigen-positive for the first time divided by all the people tested that day, excluding people who have previously tested positive.



COVID-19: characteristics of 930,728 Florida resident cases

Data through Nov 22, 2020 verified as of Nov 23, 2020 at 09:25 AM

Data in this report are provisional and subject to change.

Age group	Cases		Hospitalizations		Deaths	
0-4 years	15,702	<div><div></div></div> 2%	353	<div><div></div></div> 1%	0	0%
5-14 years	43,517	<div><div></div></div> 5%	324	<div><div></div></div> 1%	5	0%
15-24 years	151,529	<div><div></div></div> 16%	1,433	<div><div></div></div> 3%	32	0%
25-34 years	169,863	<div><div></div></div> 18%	2,952	<div><div></div></div> 6%	103	1%
35-44 years	146,787	<div><div></div></div> 16%	4,418	<div><div></div></div> 8%	308	2%
45-54 years	144,126	<div><div></div></div> 15%	6,626	<div><div></div></div> 12%	731	4%
55-64 years	120,723	<div><div></div></div> 13%	9,326	<div><div></div></div> 17%	1,993	11%
65-74 years	73,297	<div><div></div></div> 8%	10,740	<div><div></div></div> 20%	3,862	21%
75-84 years	41,687	<div><div></div></div> 4%	10,198	<div><div></div></div> 19%	5,292	29%
85+ years	22,477	<div><div></div></div> 2%	7,125	<div><div></div></div> 13%	5,759	32%
Unknown	1,020	<div><div></div></div> 0%	4	<div><div></div></div> 0%	0	0%
Total	930,728		53,499		18,085	

Gender	Cases	
Female	479,108	<div><div></div></div> 51%
Male	446,569	<div><div></div></div> 48%
Unknown	5,051	<div><div></div></div> 1%
Total	930,728	

Ethnicity	Cases		Hospitalizations		Deaths	
Hispanic	280,085	<div><div></div></div> 30%	14,819	<div><div></div></div> 28%	4,559	<div><div></div></div> 25%
Non-Hispanic	420,102	<div><div></div></div> 45%	35,786	<div><div></div></div> 67%	12,223	<div><div></div></div> 68%
Unknown	230,541	<div><div></div></div> 25%	2,894	<div><div></div></div> 5%	1,303	<div><div></div></div> 7%
Total	930,728		53,499		18,085	

Race and ethnicity	Cases		Hospitalizations		Deaths	
White	461,287	<div><div></div></div> 50%	33,250	<div><div></div></div> 62%	12,733	<div><div></div></div> 70%
Hispanic	184,321	<div><div></div></div> 20%	10,404	<div><div></div></div> 19%	3,628	<div><div></div></div> 20%
Non-Hispanic	247,672	<div><div></div></div> 27%	21,749	<div><div></div></div> 41%	8,484	<div><div></div></div> 47%
Unknown	29,294	<div><div></div></div> 3%	1,097	<div><div></div></div> 2%	621	<div><div></div></div> 3%
Black	132,467	<div><div></div></div> 14%	12,076	<div><div></div></div> 23%	3,324	<div><div></div></div> 18%
Hispanic	6,716	<div><div></div></div> 1%	504	<div><div></div></div> 1%	129	<div><div></div></div> 1%
Non-Hispanic	115,369	<div><div></div></div> 12%	11,260	<div><div></div></div> 21%	3,067	<div><div></div></div> 17%
Unknown	10,382	<div><div></div></div> 1%	312	<div><div></div></div> 1%	128	<div><div></div></div> 1%
Other race	126,439	<div><div></div></div> 14%	6,456	<div><div></div></div> 12%	1,438	<div><div></div></div> 8%
Hispanic	64,618	<div><div></div></div> 7%	3,541	<div><div></div></div> 7%	677	<div><div></div></div> 4%
Non-Hispanic	44,157	<div><div></div></div> 5%	2,603	<div><div></div></div> 5%	621	<div><div></div></div> 3%
Unknown	17,664	<div><div></div></div> 2%	312	<div><div></div></div> 1%	140	<div><div></div></div> 1%
Unknown race	210,535	<div><div></div></div> 23%	1,717	<div><div></div></div> 3%	590	<div><div></div></div> 3%
Hispanic	24,430	<div><div></div></div> 3%	370	<div><div></div></div> 1%	125	<div><div></div></div> 1%
Non-Hispanic	12,904	<div><div></div></div> 1%	174	<div><div></div></div> 0%	51	<div><div></div></div> 0%
Unknown	173,201	<div><div></div></div> 19%	1,173	<div><div></div></div> 2%	414	<div><div></div></div> 2%
Total	930,728		53,499		18,085	

Hospitalization counts include anyone who was hospitalized at some point during their illness. It does not reflect the number of people currently hospitalized. **Other race** includes any person with a race of American Indian/Alaskan native, Asian, native Hawaiian/Pacific Islander, or other.

COVID-19: deaths in Florida residents and staff of long-term care facilities

Data through Nov 22, 2020 verified as of Nov 23, 2020 at 09:25 AM

Data in this report are provisional and subject to change.

For current cases in residents or staff of long-term care facilities, please visit: <https://floridahealthcovid19.gov/>

County	Deaths		County	Deaths		County	Deaths	
Dade	857	<div></div> 12%	Osceola	87	<div></div> 1%	Washington	12	<div></div> 0%
Palm Beach	748	<div></div> 10%	Charlotte	86	<div></div> 1%	Gadsden	11	<div></div> 0%
Pinellas	598	<div></div> 8%	Okaloosa	72	<div></div> 1%	Gilchrist	11	<div></div> 0%
Broward	465	<div></div> 6%	Clay	70	<div></div> 1%	Baker	8	<div></div> 0%
Hillsborough	405	<div></div> 6%	Indian River	65	<div></div> 1%	Jefferson	8	<div></div> 0%
Polk	341	<div></div> 5%	Citrus	62	<div></div> 1%	Lafayette	8	<div></div> 0%
Lee	268	<div></div> 4%	Jackson	60	<div></div> 1%	Calhoun	6	<div></div> 0%
Brevard	248	<div></div> 3%	Suwannee	54	<div></div> 1%	Bradford	3	<div></div> 0%
Duval	236	<div></div> 3%	Leon	51	<div></div> 1%	Flagler	3	<div></div> 0%
Orange	230	<div></div> 3%	Highlands	48	<div></div> 1%	Gulf	3	<div></div> 0%
Sarasota	214	<div></div> 3%	St. Johns	44	<div></div> 1%	Holmes	3	<div></div> 0%
St. Lucie	179	<div></div> 2%	Bay	36	<div></div> 1%	Monroe	3	<div></div> 0%
Volusia	178	<div></div> 2%	Alachua	34	<div></div> 0%	Taylor	3	<div></div> 0%
Seminole	168	<div></div> 2%	Columbia	29	<div></div> 0%	Desoto	2	<div></div> 0%
Marion	167	<div></div> 2%	Sumter	29	<div></div> 0%	Hardee	2	<div></div> 0%
Manatee	145	<div></div> 2%	Nassau	25	<div></div> 0%	Levy	2	<div></div> 0%
Escambia	136	<div></div> 2%	Santa Rosa	22	<div></div> 0%	Dixie	1	<div></div> 0%
Collier	121	<div></div> 2%	Hendry	20	<div></div> 0%	Liberty	1	<div></div> 0%
Pasco	111	<div></div> 2%	Putnam	19	<div></div> 0%			
Martin	106	<div></div> 1%	Madison	16	<div></div> 0%			
Lake	101	<div></div> 1%	Okeechobee	16	<div></div> 0%			
Hernando	94	<div></div> 1%	Walton	15	<div></div> 0%			
						Total	7,166	

Note: cases are summarized by the county of usual residence. Residents and staff may be cases associated with facilities that are not in their county of usual residence, resulting in cases being included below for counties that do not have facilities with known cases.

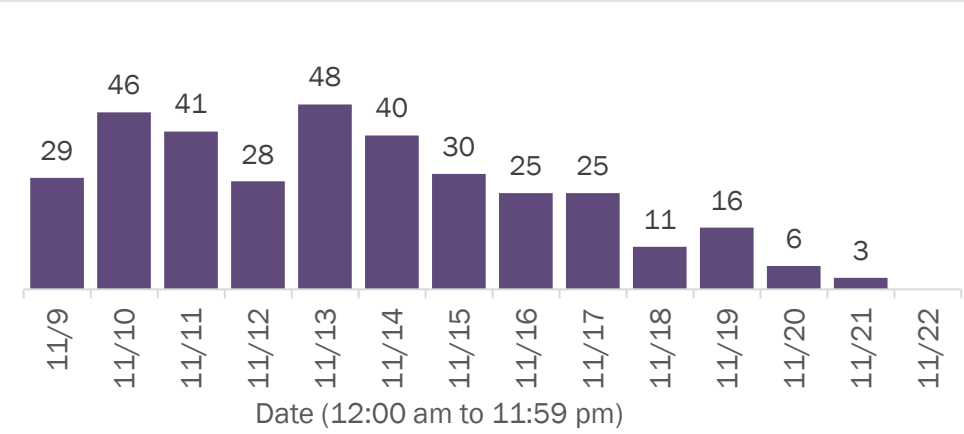
COVID-19: cases in Florida residents who have died

Data through Nov 22, 2020 verified as of Nov 23, 2020 at 09:25 AM

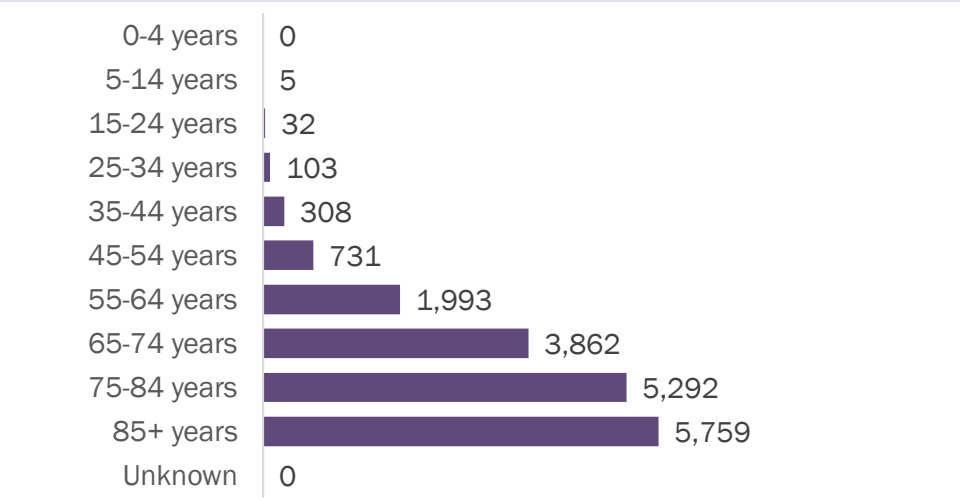
Data in this report are provisional and subject to change.

Demographics for all identified COVID-19 deaths: 18,085

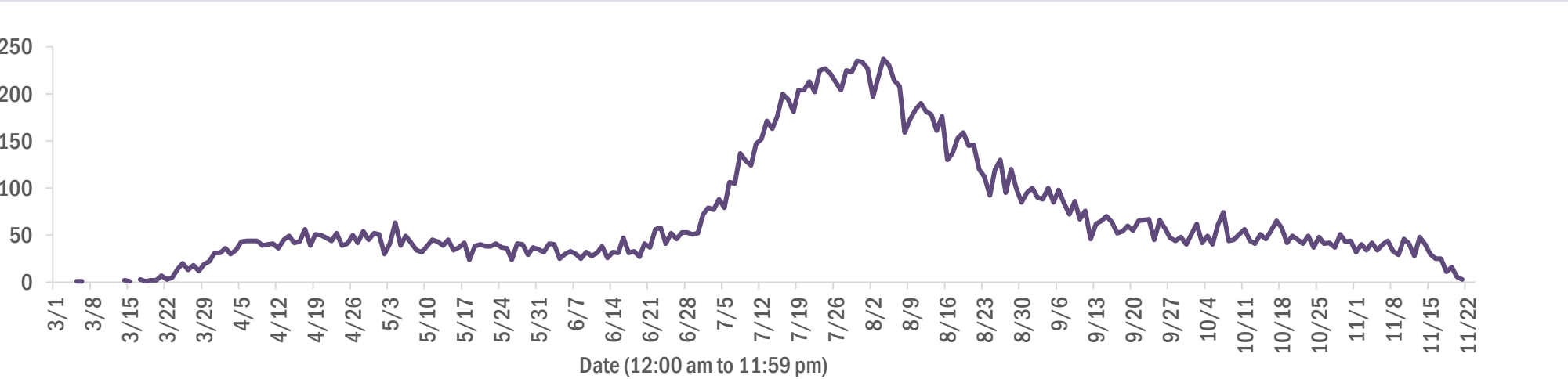
Deaths by date of death for the past 2 weeks



Deaths by age group



Deaths by date of death since March 2020



Age group	Deaths	Cases	Case fatality rate	Mortality rate per 100,000 population
0-4 years	0	15,702	0.0%	0.0
5-14 years	5	43,517	0.0%	0.2
15-24 years	32	151,529	0.0%	1.3
25-34 years	103	169,863	0.1%	3.6
35-44 years	308	146,787	0.2%	11.8
45-54 years	731	144,126	0.5%	26.2
55-64 years	1,993	120,723	1.7%	68.9
65-74 years	3,862	73,297	5.3%	159.1
75-84 years	5,292	41,687	12.7%	376.9
85+ years	5,759	22,477	25.6%	997.2
Unknown	0	1,020	0.0%	
Total	18,085	930,728	1.9%	83.7

Gender	Deaths	Cases	Case fatality rate	Mortality rate per 100,000 population
Female	8,042	479,108	1.7%	72.8
Male	10,043	446,569	2.2%	95.1
Unknown	0	5,051	0.0%	
Total	18,085	930,728	1.9%	83.7

Race	Deaths	Cases	Case fatality rate	Mortality rate per 100,000 population
Black	3,324	132,467	2.5%	90.9
White	12,733	461,287	2.8%	76.3
Other	1,438	126,439	1.1%	115.6
Unknown	590	210,535	0.3%	
Total	18,085	930,728	1.9%	83.7

Ethnicity	Deaths	Cases	Case fatality rate	Mortality rate per 100,000 population
Non-Hispanic	12,223	420,102	2.9%	76.8
Hispanic	4,559	280,085	1.6%	80.3
Unknown	1,303	230,541	0.6%	
Total	18,085	930,728	1.9%	83.7

COVID-19: characteristics of 944,745 cases

Data through Nov 22, 2020 verified as of Nov 23, 2020 at 09:25 AM

Data in this report are provisional and subject to change.

Tables below include cases in Florida residents and non-Florida residents.

All 67 Florida counties have cases:

County	FL resident cases		Non-FL resident cases	Total cases	FL resident deaths	FL death rate	
Dade	214,302	<div></div>	23%	2,140	216,442	3,782	1.8%
Broward	100,754	<div></div>	11%	993	101,747	1,629	1.6%
Palm Beach	61,620	<div></div>	7%	658	62,278	1,659	2.7%
Hillsborough	55,456	<div></div>	6%	379	55,835	897	1.6%
Orange	54,642	<div></div>	6%	405	55,047	629	1.2%
Duval	40,345	<div></div>	4%	553	40,898	569	1.4%
Pinellas	30,772	<div></div>	3%	365	31,137	872	2.8%
Lee	27,687	<div></div>	3%	592	28,279	563	2.0%
Polk	26,349	<div></div>	3%	155	26,504	670	2.5%
Osceola	17,108	<div></div>	2%	169	17,277	236	1.4%
Collier	16,616	<div></div>	2%	331	16,947	276	1.7%
Escambia	14,274	<div></div>	2%	1,716	15,990	296	2.1%
Manatee	15,704	<div></div>	2%	200	15,904	365	2.3%
Volusia	15,107	<div></div>	2%	138	15,245	357	2.4%
Brevard	14,546	<div></div>	2%	104	14,650	431	3.0%
Leon	13,887	<div></div>	1%	425	14,312	136	1.0%
Pasco	13,672	<div></div>	1%	137	13,809	265	1.9%
Sarasota	12,348	<div></div>	1%	219	12,567	371	3.0%
Marion	12,407	<div></div>	1%	36	12,443	374	3.0%
Alachua	12,283	<div></div>	1%	112	12,395	97	0.8%
Seminole	12,180	<div></div>	1%	64	12,244	267	2.2%
St. Lucie	10,289	<div></div>	1%	27	10,316	361	3.5%
Lake	10,065	<div></div>	1%	86	10,151	245	2.4%
Okaloosa	8,263	<div></div>	1%	91	8,354	145	1.8%
Bay	7,912	<div></div>	1%	276	8,188	152	1.9%
St. Johns	7,940	<div></div>	1%	142	8,082	91	1.1%
Clay	7,451	<div></div>	1%	22	7,473	144	1.9%
Santa Rosa	6,963	<div></div>	1%	88	7,051	97	1.4%
Martin	5,928	<div></div>	1%	57	5,985	170	2.9%
Indian River	4,744	<div></div>	1%	45	4,789	131	2.8%
Charlotte	4,685	<div></div>	1%	35	4,720	183	3.9%
Hernando	4,610	<div></div>	0%	31	4,641	199	4.3%
Columbia	4,604	<div></div>	0%	17	4,621	91	2.0%
Citrus	4,337	<div></div>	0%	21	4,358	158	3.6%
Jackson	3,664	<div></div>	0%	52	3,716	89	2.4%

County	FL resident cases		Non-FL resident cases	Total cases	FL resident deaths	FL death rate	
Highlands	3,501	<div></div>	0%	23	3,524	143	4.1%
Walton	3,178	<div></div>	0%	330	3,508	35	1.1%
Sumter	3,289	<div></div>	0%	19	3,308	92	2.8%
Gadsden	3,210	<div></div>	0%	11	3,221	57	1.8%
Suwannee	3,189	<div></div>	0%	24	3,213	87	2.7%
Monroe	3,061	<div></div>	0%	79	3,140	27	0.9%
Nassau	2,704	<div></div>	0%	236	2,940	54	2.0%
Putnam	2,646	<div></div>	0%	7	2,653	58	2.2%
Flagler	2,556	<div></div>	0%	21	2,577	42	1.6%
Hendry	2,429	<div></div>	0%	9	2,438	45	1.9%
Unknown	176	<div></div>	0%	2,219	2,395	0	0.0%
Desoto	2,240	<div></div>	0%	7	2,247	33	1.5%
Okeechobee	1,974	<div></div>	0%	11	1,985	43	2.2%
Baker	1,953	<div></div>	0%	10	1,963	31	1.6%
Hardee	1,727	<div></div>	0%	7	1,734	18	1.0%
Taylor	1,610	<div></div>	0%	4	1,614	20	1.2%
Wakulla	1,549	<div></div>	0%	9	1,558	13	0.8%
Washington	1,447	<div></div>	0%	14	1,461	24	1.7%
Bradford	1,372	<div></div>	0%	2	1,374	18	1.3%
Levy	1,334	<div></div>	0%	7	1,341	13	1.0%
Lafayette	1,304	<div></div>	0%	0	1,304	19	1.5%
Madison	1,209	<div></div>	0%	17	1,226	26	2.2%
Union	1,210	<div></div>	0%	0	1,210	59	4.9%
Holmes	1,085	<div></div>	0%	20	1,105	14	1.3%
Gulf	1,031	<div></div>	0%	12	1,043	18	1.7%
Hamilton	951	<div></div>	0%	8	959	11	1.2%
Dixie	950	<div></div>	0%	3	953	11	1.2%
Calhoun	833	<div></div>	0%	2	835	21	2.5%
Franklin	817	<div></div>	0%	9	826	4	0.5%
Jefferson	726	<div></div>	0%	13	739	11	1.5%
Gilchrist	732	<div></div>	0%	0	732	19	2.6%
Glades	655	<div></div>	0%	0	655	8	1.2%
Liberty	566	<div></div>	0%	1	567	14	2.5%
State-Call Center			2	2	0		
Total	930,728		14,017	944,745	18,085	1.9%	

COVID-19: characteristics of 930,728 Florida resident cases

Data through Nov 22, 2020 verified as of Nov 23, 2020 at 09:25 AM

Data in this report are provisional and subject to change.

The table below includes the cities and counties of residence for cases in Florida residents based on the patient's ZIP Code.

Note that city is not always received as part of the initial notification and may be missing while the case is being investigated.

City and county	Cases
Miami, Dade	123,860
Orlando, Orange	41,150
Jacksonville, Duval	37,862
Tampa, Hillsborough	33,351
Hialeah, Dade	29,197
Fort Lauderdale, Broward	23,845
Hollywood, Broward	19,676
West Palm Beach, Palm Beach	15,486
Kissimmee, Osceola	13,522
Naples, Collier	13,489
Tallahassee, Leon	13,085
Homestead, Dade	13,002
Saint Petersburg, Pinellas	12,172
Pensacola, Escambia	11,750
Fort Myers, Lee	11,352
Pompano Beach, Broward	11,235
Bradenton, Manatee	10,578
Gainesville, Alachua	10,251
Boca Raton, Palm Beach	9,938
Ocala, Marion	9,731
Lakeland, Polk	9,044
Lake Worth, Palm Beach	8,092
Sarasota, Sarasota	8,077
Cape Coral, Lee	6,628
Port Saint Lucie, St. Lucie	6,594
Miramar, Broward	6,393
Clearwater, Pinellas	6,061
Miami Gardens, Dade	5,840
Boynton Beach, Palm Beach	5,706
Miami Beach, Dade	5,335
Panama City, Bay	5,111
Coral Springs, Broward	5,012
Winter Haven, Polk	4,787
Lehigh Acres, Lee	4,590
Melbourne, Brevard	4,543
Saint Augustine, St. Johns	4,486
Delray Beach, Palm Beach	4,405
Lake City, Columbia	4,318
Davie, Broward	3,966
Coral Gables, Dade	3,819
Milton, Santa Rosa	3,809
Sunrise, Broward	3,790
Riverview, Hillsborough	3,699
Fort Pierce, St. Lucie	3,643
Vero Beach, Indian River	3,636
Daytona Beach, Volusia	3,551
Plant City, Hillsborough	3,372
Brandon, Hillsborough	3,360
Doral, Dade	3,312
Miami Lakes, Dade	3,229
Apopka, Orange	3,220
Saint Cloud, Osceola	3,209
Largo, Pinellas	3,196
Palm Bay, Brevard	3,159
Plantation, Broward	3,089
New Port Richey, Pasco	3,077
Orange Park, Clay	3,066
North Miami Beach, Dade	3,015
Jupiter, Palm Beach	2,937

COVID-19: characteristics of 930,728 Florida resident cases

Data through Nov 22, 2020 verified as of Nov 23, 2020 at 09:25 AM

Data in this report are provisional and subject to change.

The table below includes the cities and counties of residence for cases in Florida residents based on the patient's ZIP Code.

Note that city is not always received as part of the initial notification and may be missing while the case is being investigated.

City and county	Cases
Deerfield Beach, Broward	2,923
Stuart, Martin	2,902
Sanford, Seminole	2,852
Weston, Broward	2,843
Cutler Ridge, Dade	2,771
Clermont, Lake	2,694
Live Oak, Suwannee	2,666
Spring Hill, Hernando	2,661
Tamarac, Broward	2,631
Fort Walton Beach, Okaloosa	2,614
Deltona, Volusia	2,519
Immokalee, Collier	2,511
Opa Locka, Dade	2,479
Port Charlotte, Charlotte	2,407
Davenport, Polk	2,357
Deland, Volusia	2,332
Palm Beach Gardens, Palm Beach	2,285
Palmetto, Manatee	2,258
Winter Park, Orange	2,241
Arcadia, Desoto	2,194
Margate, Broward	2,170
Winter Garden, Orange	2,165
Palm Coast, Flagler	2,133
Coconut Creek, Broward	2,075
Oviedo, Seminole	2,065
Wellington, Palm Beach	2,043
Wesley Chapel, Pasco	2,035
Land O Lakes, Pasco	2,007
Crestview, Okaloosa	1,977
Okeechobee, Okeechobee	1,968
Hallandale, Broward	1,963
Lake Worth Beach, Palm Beach	1,945
Haines City, Polk	1,938
Altamonte Springs, Seminole	1,936
Palm Harbor, Pinellas	1,932
Key West, Monroe	1,799
Sebring, Highlands	1,794
Ocoee, Orange	1,793
Bonita Springs, Lee	1,764
Brooksville, Hernando	1,732
North Lauderdale, Broward	1,721
Leesburg, Lake	1,720
Venice, Sarasota	1,718
Punta Gorda, Charlotte	1,706
Middleburg, Clay	1,694
North Port, Sarasota	1,686
Valrico, Hillsborough	1,680
Lutz, Hillsborough	1,656
North Miami, Dade	1,638
Seminole, Pinellas	1,623
Quincy, Gadsden	1,614
Ruskin, Hillsborough	1,578
Pembroke Pines, Broward	1,546
Pinellas Park, Pinellas	1,525
Perry, Taylor	1,516
Oakland Park, Broward	1,459
Port Orange, Volusia	1,450
Longwood, Seminole	1,437
Ormond Beach, Volusia	1,423

COVID-19: characteristics of 930,728 Florida resident cases

Data through Nov 22, 2020 verified as of Nov 23, 2020 at 09:25 AM

Data in this report are provisional and subject to change.

The table below includes the cities and counties of residence for cases in Florida residents based on the patient's ZIP Code.

Note that city is not always received as part of the initial notification and may be missing while the case is being investigated.

City and county	Cases
Crawfordville, Wakulla	1,413
Windermere, Orange	1,407
Jacksonville Beach, Duval	1,389
Cocoa, Brevard	1,378
Royal Palm Beach, Palm Beach	1,376
Crossings, Dade	1,374
Bartow, Polk	1,356
Clewiston, Hendry	1,349
Coconut Grove, Dade	1,348
Casselberry, Seminole	1,340
Marianna, Jackson	1,332
Zephyrhills, Pasco	1,310
Green Cove Springs, Clay	1,302
Mayo, Lafayette	1,293
Dade City, Pasco	1,282
Carol City, Dade	1,279
Missing, Dade	1,253
Palatka, Putnam	1,252
Defuniak Springs, Walton	1,251
Niceville, Okaloosa	1,248
Saint Johns, St. Johns	1,233
Kissimmee, Polk	1,219
Gulf Breeze, Santa Rosa	1,195
Cantonment, Escambia	1,194
Wimauma, Hillsborough	1,183
Lake Mary, Seminole	1,181
Hudson, Pasco	1,177
Chipley, Washington	1,170
Belle Glade, Palm Beach	1,155
Navarre, Santa Rosa	1,154
Lynn Haven, Bay	1,154
Auburndale, Polk	1,151
Inverness, Citrus	1,142
Panama City Beach, Bay	1,135
North Fort Myers, Lee	1,115
Lake Wales, Polk	1,106
Biscayne Park, Dade	1,098
Port Richey, Pasco	1,087
Starke, Bradford	1,084
Titusville, Brevard	1,071
Fernandina Beach, Nassau	1,051
Merritt Island, Brevard	1,046
Ponte Vedra Beach, St. Johns	1,044
The Villages, Sumter	1,042
Tarpon Springs, Pinellas	1,026
Santa Rosa Beach, Walton	1,020
Indiantown, Martin	1,018
Labelle, Hendry	1,013
Wauchula, Hardee	1,010
Aventura, Dade	1,003
Loxahatchee, Palm Beach	976
Avon Park, Highlands	973
Destin, Okaloosa	970
Fleming Island, Clay	968
Winter Springs, Seminole	962
Century, Escambia	953
Graceville, Jackson	933
Cooper City, Broward	914
Tavares, Lake	908

COVID-19: characteristics of 930,728 Florida resident cases

Data through Nov 22, 2020 verified as of Nov 23, 2020 at 09:25 AM

Data in this report are provisional and subject to change.

The table below includes the cities and counties of residence for cases in Florida residents based on the patient's ZIP Code.

Note that city is not always received as part of the initial notification and may be missing while the case is being investigated.

City and county	Cases
New Smyrna Beach, Volusia	906
Dunedin, Pinellas	902
Sarasota, Manatee	900
Mulberry, Polk	891
Estero, Lee	883
Lake Butler, Union	882
Seffner, Hillsborough	879
El Portal, Dade	878
Everglades National Park, Dade	877
Florida City, Dade	873
Madison, Madison	860
Key Biscayne, Dade	856
Rockledge, Brevard	855
Eustis, Lake	852
Riviera Beach, Palm Beach	846
Palm City, Martin	846
Parrish, Manatee	837
Holiday, Pasco	835
Macclenny, Baker	833
Bonifay, Holmes	832
Parkland, Broward	817
Maitland, Orange	805
Mount Dora, Lake	795
Orange City, Volusia	763
Sanderson, Baker	753
Odessa, Hillsborough	733
Dover, Hillsborough	730
Crystal River, Citrus	720
Olympia Heights, Dade	716
Coleman, Sumter	716
Dania, Broward	713
Uleta, Dade	707
Groveland, Lake	698
Lake Placid, Highlands	692
Monticello, Jefferson	680
Coral, Dade	679
Jasper, Hamilton	667
Gibsonton, Hillsborough	660
Lithia, Hillsborough	647
Lantana, Palm Beach	630
Hobe Sound, Martin	629
Yulee, Nassau	621
Moore Haven, Glades	617
Atlantic Beach, Duval	610
Havana, Gadsden	604
Homosassa, Citrus	602
Wewahitchka, Gulf	594
Palm Springs, Palm Beach	591
Pace, Santa Rosa	583
Sebastian, Indian River	583
Oldsmar, Pinellas	582
Ponte Vedra, St. Johns	577
Cross City, Dixie	569
Chattahoochee, Gadsden	563
Blountstown, Calhoun	560
Alachua, Alachua	555
South Bay, Palm Beach	554
Pinecrest, Dade	545
Debary, Volusia	544

COVID-19: characteristics of 930,728 Florida resident cases

Data through Nov 22, 2020 verified as of Nov 23, 2020 at 09:25 AM

Data in this report are provisional and subject to change.

The table below includes the cities and counties of residence for cases in Florida residents based on the patient's ZIP Code.

Note that city is not always received as part of the initial notification and may be missing while the case is being investigated.

City and county	Cases
North Palm Beach, Palm Beach	543
Summerfield, Marion	542
Frostproof, Polk	534
Sun City Center, Hillsborough	533
Pahokee, Palm Beach	529
Fisher Island, Dade	526
Wildwood, Sumter	521
South Miami, Dade	520
Callahan, Nassau	507
Trenton, Gilchrist	505
Apollo Beach, Hillsborough	500
Newberry, Alachua	497
Fellsmere, Indian River	492
Lecanto, Citrus	490
Dunnellon, Marion	486
Ellenton, Manatee	484
Bristol, Liberty	477
Bellevue, Marion	471
Williston, Levy	468
Crescent City, Putnam	468
Lady Lake, Lake	464
Bowling Green, Hardee	462
Lauderdale Lakes, Broward	457
Polk City, Polk	457
Edgewater, Volusia	457
Jensen Beach, Martin	456
Safety Harbor, Pinellas	452
Lauderhill, Broward	452
Carrabelle, Franklin	440
Wilton Manors, Broward	438
Port Saint Joe, Gulf	431
Satellite Beach, Brevard	428
Beverly Hills, Citrus	426
Hilliard, Nassau	421
Freeport, Walton	419
Bushnell, Sumter	419
Fort Meade, Polk	414
Sweetwater, Dade	414
Mary Esther, Okaloosa	403
Key Largo, Monroe	392
Keystone Heights, Clay	391
Nokomis, Sarasota	388
Dunnellon, Citrus	375
Shalimar, Okaloosa	374
Palmetto Bay, Dade	372
Marco Island, Collier	368
Glen Saint Mary, Baker	365
Florida State University, Leon	365
Chiefland, Levy	362
Centerville, Leon	360
Old Town, Dixie	352
Sneads, Jackson	349
Hernando, Citrus	347
Cocoa Beach, Brevard	325
Southwest Ranches, Broward	324
Indialantic, Brevard	324
Lake Alfred, Polk	313
Englewood, Charlotte	313
Bronson, Levy	304

COVID-19: characteristics of 930,728 Florida resident cases

Data through Nov 22, 2020 verified as of Nov 23, 2020 at 09:25 AM

Data in this report are provisional and subject to change.

The table below includes the cities and counties of residence for cases in Florida residents based on the patient's ZIP Code.

Note that city is not always received as part of the initial notification and may be missing while the case is being investigated.

City and county	Cases
Raiford, Union	302
Thonotosassa, Hillsborough	301
Jacksonville, St. Johns	299
Marathon, Monroe	297
Miramar Beach, Walton	296
Spring Hill, Pasco	291
Neptune Beach, Duval	290
Belle Isle, Orange	290
Cottondale, Jackson	282
Malone, Jackson	279
Lehigh, Lee	273
High Springs, Alachua	268
Englewood, Sarasota	267
Minneola, Lake	266
Sorrento, Lake	263
Fort White, Columbia	256
Oakland, Orange	256
Clearwater Beach, Pinellas	255
West Melbourne, Brevard	255
Mascotte, Lake	252
Midway, Gadsden	238
Fruitland Park, Lake	235
Zolfo Springs, Hardee	232
Trinity, Pasco	232
Myakka City, Manatee	229
Bunnell, Flagler	227
Medley, Dade	225
Pierson, Volusia	224
Palm Beach, Palm Beach	224
Gulfport, Pinellas	223
Citra, Marion	222
Umatilla, Lake	220
Haverhill, Palm Beach	220
Bell, Gilchrist	212
Baker, Okaloosa	210
Fort Myers Beach, Lee	209
Apalachicola, Franklin	207
Silver Springs, Marion	207
Tavernier, Monroe	203
De Leon Springs, Volusia	201
South Daytona, Volusia	201
Lake Park, Palm Beach	200
Hawthorne, Alachua	198
Interlachen, Putnam	195
Bay Harbor Islands, Dade	193
Molino, Escambia	190
Flagler Beach, Flagler	188
Cape Canaveral, Brevard	187
Weeki Wachee, Hernando	185
Holly Hill, Volusia	185
Lawtey, Bradford	184
Rotunda West, Charlotte	184
Youngstown, Bay	183
Greenville, Madison	183
Jay, Santa Rosa	181
Altha, Calhoun	176
Tequesta, Palm Beach	175
Edgewood, Orange	174
Archer, Alachua	173

COVID-19: characteristics of 930,728 Florida resident cases

Data through Nov 22, 2020 verified as of Nov 23, 2020 at 09:25 AM

Data in this report are provisional and subject to change.

The table below includes the cities and counties of residence for cases in Florida residents based on the patient's ZIP Code.

Note that city is not always received as part of the initial notification and may be missing while the case is being investigated.

City and county	Cases
Jennings, Hamilton	173
Ocklawaha, Marion	171
Mims, Brevard	170
Oxford, Sumter	170
Melbourne Beach, Brevard	167
Osprey, Sarasota	165
Ave Maria, Collier	161
Branford, Suwannee	160
Alva, Lee	159
Eastpoint, Franklin	158
Indian Harbour Beach, Brevard	157
Greenwood, Jackson	154
Montverde, Lake	153
East Palatka, Putnam	153
Grand Ridge, Jackson	152
Vernon, Washington	150
Kenneth City, Pinellas	149
Clair-Mel City, Hillsborough	146
Floral City, Citrus	145
Dundee, Polk	144
Celebration, Osceola	144
Gretna, Gadsden	143
Hastings, St. Johns	143
Eagle Lake, Polk	141
O Brien, Suwannee	138
South Pasadena, Pinellas	136
Webster, Sumter	135
Gotha, Orange	133
Westville, Holmes	131
Melrose, Putnam	130
Satsuma, Putnam	130
Surfside, Dade	127
Indian Rocks Beach, Pinellas	124
Azalea Park, Orange	123
Chuluota, Seminole	120
Elkton, St. Johns	118
Grand Island, Lake	118
Hiawassee, Orange	118
Malabar, Brevard	117
University Of Miami, Dade	116
Southport, Bay	115
Reddick, Marion	114
Valparaiso, Okaloosa	113
San Antonio, Pasco	113
Eglin Air Force Base, Okaloosa	113
Lee, Madison	112
White Springs, Hamilton	110
Wellborn, Suwannee	109
Geneva, Seminole	107
Laurel Hill, Okaloosa	105
West Miami, Dade	104
Alford, Jackson	104
Inlet Beach, Walton	103
Matlacha, Lee	103
Ponce De Leon, Holmes	103
Lakewood Ranch, Manatee	100
Zellwood, Orange	100
Bal Harbour, Dade	99
Lake Panasoffkee, Sumter	98

COVID-19: characteristics of 930,728 Florida resident cases

Data through Nov 22, 2020 verified as of Nov 23, 2020 at 09:25 AM

Data in this report are provisional and subject to change.

The table below includes the cities and counties of residence for cases in Florida residents based on the patient's ZIP Code.

Note that city is not always received as part of the initial notification and may be missing while the case is being investigated.

City and county	Cases
South Fort Myers, Lee	97
Lockhart, Orange	97
University Of Central Florida, Orange	96
Summerland Key, Monroe	96
Mcdavid, Escambia	95
Sebastian, Brevard	95
Mcalpin, Suwannee	93
Bryceville, Nassau	92
Fort McCoy, Marion	92
Pomona Park, Putnam	89
Fountain, Bay	89
Weirsdale, Marion	89
Morriston, Levy	87
Anthony, Marion	87
Bay Lake, Orange	86
University Of Fl, Alachua	86
Micanopy, Alachua	86
Juno Beach, Palm Beach	85
Sanibel, Lee	84
Hosford, Liberty	82
Babson Park, Polk	82
Belleair, Pinellas	80
Temple Terrace, Hillsborough	79
Howey-In-The-Hills, Lake	79
Carrollwood, Hillsborough	78
Poinciana, Polk	77
Islamorada, Monroe	77
Bokeelia, Lee	75
Steinhatchee, Taylor	74
Astatula, Lake	74
Cloud Lake, Palm Beach	73
Hallandale Beach, Broward	73
Alafaya, Orange	72
Holmes Beach, Manatee	72
Center Hill, Sumter	71
Odessa, Pasco	71
Greenacres, Palm Beach	71
Mangonia Park, Palm Beach	70
Longboat Key, Manatee	69
F M, Lee	69
Avon Park, Polk	69
Lake Helen, Volusia	68
Eatonville, Orange	68
Fern Park, Seminole	67
Madeira Beach, Pinellas	67
Lauderdale By The Sea, Broward	66
Caryville, Washington	65
Atlantis, Palm Beach	65
Sopchoppy, Wakulla	65
Viera, Brevard	64
Kindred, Osceola	64
Seville, Volusia	63
Bonita Beach, Lee	63
Big Pine Key, Monroe	62
Sumterville, Sumter	62
Holt, Okaloosa	61
Palma Ceia, Hillsborough	61
Air Mail Facility, Dade	61
Clarksville, Calhoun	60

COVID-19: characteristics of 930,728 Florida resident cases

Data through Nov 22, 2020 verified as of Nov 23, 2020 at 09:25 AM

Data in this report are provisional and subject to change.

The table below includes the cities and counties of residence for cases in Florida residents based on the patient's ZIP Code.

Note that city is not always received as part of the initial notification and may be missing while the case is being investigated.

City and county	Cases
Grant-Valkaria, Brevard	60
Stock Island, Monroe	60
The Villages, Lake	59
The Villages, Marion	59
Citrus Springs, Citrus	59
University Of Central Fl, Orange	58
Winter Park, Seminole	58
University Of South Florida, Hillsborough	58
Dinsmore, Duval	57
Lake Hamilton, Polk	56
Oak Hill, Volusia	56
Hypoluxo, Palm Beach	55
Panacea, Wakulla	54
Lady Lake, Sumter	54
Osteen, Volusia	53
Waldo, Alachua	53
Buena Ventura Lakes, Osceola	52
San Mateo, Putnam	52
Cutler Bay, Dade	51
Astor, Lake	50
Barefoot Bay, Brevard	50
Ochopee, Collier	49
Lutz, Pasco	49
Christmas, Orange	48
Inglis, Levy	48
Canal Point, Palm Beach	47
Greensboro, Gadsden	47
Brooker, Bradford	46
Placida, Charlotte	46
Saint James City, Lee	45
Welaka, Putnam	44
Belleair Beach, Pinellas	44
Golden Beach, Dade	43
Princeton, Dade	43
Lamont, Jefferson	43
Hollister, Putnam	43
Altoona, Lake	43
Crystal Beach, Pinellas	43
Paisley, Lake	42
Florida Gulf Coast Univ, Lee	42
Callaway, Bay	39
Bradenton Beach, Manatee	39
Sunny Isles Beach, Dade	37
Manalapan, Palm Beach	37
Sewalls Point, Martin	37
Palm Beach Shores, Palm Beach	37
Patrick Air Force Base, Brevard	37
Pinetta, Madison	37
Hampton, Bradford	37
Felda, Hendry	36
Lighthouse Point, Broward	36
Ponce Inlet, Volusia	36
Yalaha, Lake	36
Campbellton, Jackson	36
Bascom, Jackson	35
Baldwin, Duval	35
Kendall, Dade	35
Destin, Walton	34
University Of Tampa, Hillsborough	34

COVID-19: characteristics of 930,728 Florida resident cases

Data through Nov 22, 2020 verified as of Nov 23, 2020 at 09:25 AM

Data in this report are provisional and subject to change.

The table below includes the cities and counties of residence for cases in Florida residents based on the patient's ZIP Code.

Note that city is not always received as part of the initial notification and may be missing while the case is being investigated.

City and county	Cases
Cinco Bayou, Okaloosa	33
Flemington, Marion	33
Village Of Wellington, Palm Beach	32
Harmony, Osceola	31
Cedar Key, Levy	31
Florahome, Putnam	31
Ebro, Washington	30
Ocean Ridge, Palm Beach	30
Fort Denaud, Hendry	29
Hurlburt Field, Okaloosa	29
Saint Pete Beach, Pinellas	29
Fruit Cove, St. Johns	28
Singer Island, Palm Beach	28
Highland Beach, Palm Beach	28
Saint Leo, Pasco	28
Lorida, Highlands	28
Naranja, Dade	28
North Redington Beach, Pinellas	27
Tierra Verde, Pinellas	26
Florida State, Leon	26
Bellview, Escambia	25
Anna Maria, Manatee	25
Jupiter, Martin	25
Univ Of FI Student Dorms, Alachua	25
Terra Ceia, Manatee	24
Georgetown, Putnam	24
Salt Springs, Marion	24
South Miami Heights, Dade	24
Kathleen, Polk	23
Waverly, Polk	23
Florida Dept Of Corrections, Union	22
Miami Springs, Dade	22
North Venice, Sarasota	22
Enterprise, Volusia	22
West Park, Broward	22
Eaton Park, Polk	21
South Palm Beach, Palm Beach	21
Dania Beach, Broward	21
Ona, Hardee	21
Intercession City, Osceola	21
Kinard, Calhoun	21
Labelle, Glades	21
Bay Pines, Pinellas	21
Tyndall Air Force Base, Bay	21
Hialeah Gardens, Dade	20
Pensacola Beach, Santa Rosa	20
North Bay Village, Dade	20
Miami, Unknown	20
Florida A And M University, Leon	20
Boca Grande, Lee	20
Tangerine, Orange	20
Kenansville, Osceola	20
Tioga, Alachua	20
Fort Lauderdale, Dade	20
Lake Suzy, Desoto	19
Santa Fe, Alachua	19
Treasure Island, Pinellas	19
Gulf Breeze, Escambia	19
Palm Shores, Brevard	19

COVID-19: characteristics of 930,728 Florida resident cases

Data through Nov 22, 2020 verified as of Nov 23, 2020 at 09:25 AM

Data in this report are provisional and subject to change.

The table below includes the cities and counties of residence for cases in Florida residents based on the patient's ZIP Code.

Note that city is not always received as part of the initial notification and may be missing while the case is being investigated.

City and county	Cases
Reunion, Osceola	19
Okahumpka, Lake	19
Tice, Lee	18
Penney Farms, Clay	18
Ponte Vedra, Duval	18
Lulu, Columbia	18
Stetson University, Volusia	18
Walnut Hill, Escambia	18
Babcock Ranch, Lee	18
Balm, Hillsborough	17
Sydney, Hillsborough	17
Miami Shores, Dade	17
Micco, Brevard	16
Bagdad, Santa Rosa	16
La Crosse, Alachua	16
West Panama City Beach, Bay	16
Barry University, Dade	16
Highland City, Polk	16
Sun City, Hillsborough	16
Pasadena, Pinellas	16
Lacoochee, Pasco	16
Nocatee, Desoto	16
Heathrow, Seminole	15
Goulds, Dade	15
Miromar Lakes, Lee	15
Missing, Duval	15
Paxton, Walton	14
Palmdale, Glades	14
Mexico Beach, Bay	14
Cudjoe Key, Monroe	14
Florida International Univ, Dade	14
Perdido Key, Escambia	14
Indian Lake Estates, Polk	14
Homosassa Springs, Citrus	14
Aloma, Orange	14
Bayonet Point, Pasco	13
Orange Lake, Marion	13
Key Colony Beach, Monroe	13
Village Of Palmetto Bay, Dade	13
Hawthorne, Putnam	13
Horseshoe Beach, Dixie	13
Missing, Hillsborough	13
Champions Gate, Polk	12
Bonifay, Washington	12
Wewahitchka, Calhoun	12
Bradley, Polk	12
Dowling Park, Suwannee	12
Venus, Highlands	11
Goodland, Collier	11
Northdale, Hillsborough	11
Mount Dora, Orange	11
Branford, Lafayette	11
Saint Marks, Wakulla	11
Hallandle Beach, Broward	11
Apopka, Seminole	11
Town N Country, Hillsborough	11
Homeland, Polk	11
Maitland, Seminole	11
Plymouth, Orange	11

COVID-19: characteristics of 930,728 Florida resident cases

Data through Nov 22, 2020 verified as of Nov 23, 2020 at 09:25 AM

Data in this report are provisional and subject to change.

The table below includes the cities and counties of residence for cases in Florida residents based on the patient's ZIP Code.

Note that city is not always received as part of the initial notification and may be missing while the case is being investigated.

City and county	Cases
Unknown, Dade	11
Yankeetown, Levy	11
Lake City, Suwannee	10
Sparr, Marion	10
Little Torch Key, Monroe	10
Siesta Key, Sarasota	10
Hollywood, Dade	10
Jacksonville, Unknown	10
Candler, Marion	10
Hernando Beach, Hernando	10
Eloise, Polk	10
White Springs, Columbia	10
New Smyrna, Volusia	10
Miami, Broward	10
Passport, Unknown	9
Gulf Stream, Palm Beach	9
Mcintosh, Marion	9
Webster, Hernando	9
Saint Johns, Duval	9
Rosemary Beach, Walton	9
Wabasso, Indian River	9
Lamont, Madison	9
Poinciana, Osceola	9
Steinhatchee, Dixie	9
Earleton, Alachua	9
Cortez, Manatee	9
Long Key, Monroe	9
Bostwick, Putnam	9
Palma Sola, Manatee	9
Loughman, Polk	9
Long Boat Key, Manatee	9
Saint George Island, Franklin	8
Caryville, Holmes	8
Green Acres, Palm Beach	8
Wausau, Washington	8
Bonita Springs, Collier	8
Graceville, Holmes	8
Buckingham, Lee	8
Kissimmee, Orange	8
Mango, Hillsborough	8
Parker, Bay	8
Ridge Manor, Pasco	8
Trenton, Levy	8
Jensen Beach, St. Lucie	8
Gonzalez, Escambia	8
Tallevast, Manatee	8
Wahneta, Polk	8
Perrine, Dade	8
Florida International University, Dade	8
Graham, Bradford	8
Indian River Shores, Indian River	8
Nichols, Polk	7
Greenville, Taylor	7
Holder, Citrus	7
Evinston, Alachua	7
Westchase, Hillsborough	7
Durant, Hillsborough	7
Laurel Hill, Walton	7
West Delray Beach, Palm Beach	7

COVID-19: characteristics of 930,728 Florida resident cases

Data through Nov 22, 2020 verified as of Nov 23, 2020 at 09:25 AM

Data in this report are provisional and subject to change.

The table below includes the cities and counties of residence for cases in Florida residents based on the patient's ZIP Code.

Note that city is not always received as part of the initial notification and may be missing while the case is being investigated.

City and county	Cases
Rubonia, Manatee	7
Lake Como, Putnam	7
Lowell, Marion	7
University Park, Manatee	7
Pembroke Park, Broward	7
Florence Villa, Polk	7
Bayshore Gardens, Manatee	7
Duette, Manatee	7
Hialeah, Unknown	7
Fort Ogden, Desoto	7
Murdock, Charlotte	7
Forest City, Orange	6
Alturas, Polk	6
Westlake, Palm Beach	6
Woodville, Leon	6
Lealman, Pinellas	6
Ponce De Leon, Walton	6
Cottdale, Washington	6
Crystal Springs, Pasco	6
Trilby, Pasco	6
Pine Hills, Orange	6
Saint Lucie West, St. Lucie	6
Lake Monroe, Seminole	6
Laud-By-The-Sea, Broward	6
Palm City, St. Lucie	6
Brooksville, Pasco	6
Ferndale, Lake	6
Shady Hills, Pasco	6
Missing, Orange	6
Indian Creek Village, Dade	6
Pine Castle, Orange	6
Orchid, Indian River	6
Missing, Lee	6
Florida State Univ Admin, Leon	6
Gulf Hammock, Levy	6
Rocky Point, Hillsborough	6
Leisure City, Dade	6
Mayport Naval Station, Duval	6
Port Saint John, Brevard	6
Lake Butler, Bradford	6
Village Wellington, Palm Beach	6
Hillsboro Beach, Broward	6
Fanning Springs, Gilchrist	5
Braden River, Manatee	5
Virginia Gardens, Dade	5
Suwannee, Dixie	5
Roseland, Indian River	5
Sugarloaf Key, Monroe	5
Maxville, Duval	5
Ozona, Pinellas	5
Nalcrest, Polk	5
Morriston, Marion	5
Psl, Unknown	5
Belleair Bluffs, Pinellas	5
Missing, Palm Beach	5
Stuart, St. Lucie	5
Quail Heights, Dade	5
Ramrod Key, Monroe	5
Beverly Beach, Flagler	5

COVID-19: characteristics of 930,728 Florida resident cases

Data through Nov 22, 2020 verified as of Nov 23, 2020 at 09:25 AM

Data in this report are provisional and subject to change.

The table below includes the cities and counties of residence for cases in Florida residents based on the patient's ZIP Code.

Note that city is not always received as part of the initial notification and may be missing while the case is being investigated.

City and county	Cases
Redington Shores, Pinellas	5
East Lake, Marion	5
Ebro, Bay	5
Fort Charlotte, Charlotte	5
Missing, St. Lucie	5
Grove City, Charlotte	4
Winter Garden, Lake	4
Davenport, Osceola	4
Orlando, Brevard	4
Pp, Dade	4
Pine Ridge, Citrus	4
Mayport, Duval	4
White City, Gulf	4
Shady Grove, Taylor	4
Pass, Unknown	4
Valkaria, Brevard	4
Live Oak, Madison	4
Archer, Levy	4
Okeechobee, Osceola	4
Lakeshore, Polk	4
Lakewood Ranch, Sarasota	4
Fort Lauderdale, Palm Beach	4
Pensacola, Unknown	4
High Springs, Gilchrist	4
Hutchinson Island, St. Lucie	4
Ft Pierce, St. Lucie	4
Clarcona, Orange	4
Ybor City, Hillsborough	4
Saint Augustine, Duval	4
Dade City, Hernando	4
Citrus Hills, Citrus	4
Briny Breezes, Palm Beach	4
Union Park, Orange	4
Wakulla Springs, Wakulla	4
City Of Sunrise, Broward	4
International Service Center, Dade	4
Indian Rock Beach, Pinellas	3
Missing, Manatee	3
Missing, Martin	3
Missing, Unknown	3
Monticello, Madison	3
Mount Plymouth, Lake	3
Mayport Naval Housing, Duval	3
Oneco, Manatee	3
Elfers, Pasco	3
Cypress Gardens, Polk	3
Fernandina Beach, Duval	3
Fernandina, Nassau	3
Fpo, Duval	3
Hollywood, Unknown	3
Vernon, Bay	3
Seacrest, Walton	3
Salem, Taylor	3
San Fernando, Unknown	3
Basinger, Okeechobee	3
Bella Collina, Lake	3
El Jobean, Charlotte	3
Seacrest, Bay	3
Point Washington, Walton	3

COVID-19: characteristics of 930,728 Florida resident cases

Data through Nov 22, 2020 verified as of Nov 23, 2020 at 09:25 AM

Data in this report are provisional and subject to change.

The table below includes the cities and counties of residence for cases in Florida residents based on the patient's ZIP Code.

Note that city is not always received as part of the initial notification and may be missing while the case is being investigated.

City and county	Cases
Mims, Volusia	3
Nobleton, Hernando	3
Orange Park, Duval	3
Orlando, Osceola	3
Vero Beach, St. Lucie	3
Williston, Marion	3
Sugarloaf, Monroe	3
Cypress, Jackson	3
Miccosukee, Leon	3
Lamont, Taylor	3
Chicago, Lee	3
Clewiston, Palm Beach	3
Branford, Gilchrist	3
Longboat Key, Sarasota	3
Jacksonville Naval Air Station, Duval	3
North Fort Myers, Charlotte	3
Naples, Lee	3
Miami Gardens, Unknown	3
Sorrento, Orange	3
San Carlos Park, Lee	3
Blountstown, Liberty	3
Captiva, Lee	3
Choctaw Beach, Okaloosa	3
Fort Lauderdale, Unknown	3
Deerfield Beach, Palm Beach	3
Indian Shores, Pinellas	3
Hallandale Beach, Unknown	3
Lynbrook, Broward	3
Loxahatchee Groves, Palm Beach	3
Lake Geneva, Clay	3
Niceville, Walton	3
West Bradenton, Manatee	3
Putnam Hall, Putnam	3
Saint Augustine Beach, St. Johns	3
Tampa, Pinellas	3
Sunny Hills, Washington	3
Watersound, Walton	3
Jacksonville, Clay	3
Clermont, Orange	3
Brewton, Escambia	3
Chokoloskee, Collier	3
Labelle, Lee	3
Wildlight, Nassau	3
Telogia, Liberty	3
Redington Beach, Pinellas	3
Everglades City, Collier	3
Eglin, Okaloosa	3
Daytona Beach Shores, Volusia	3
Deer Island, Lake	3
Port Salerno, Martin	3
Pass, Dade	3
Margate, Unknown	3
Melrose, Bradford	3
Jacksonville, Dade	2
Madison, Unknown	2
Florida Power & Light Co, Dade	2
Gibsonia, Polk	2
Citrus Ridge, Indian River	2
Chipley, Holmes	2

COVID-19: characteristics of 930,728 Florida resident cases

Data through Nov 22, 2020 verified as of Nov 23, 2020 at 09:25 AM

Data in this report are provisional and subject to change.

The table below includes the cities and counties of residence for cases in Florida residents based on the patient's ZIP Code.

Note that city is not always received as part of the initial notification and may be missing while the case is being investigated.

City and county	Cases
Alligator Point, Wakulla	2
Alys Beach, Bay	2
Woodside, Broward	2
Lake Harbor, Palm Beach	2
Lanark Village, Franklin	2
Fort Walton Beach, Walton	2
Glen Ridge, Palm Beach	2
Goldenrod, Seminole	2
City Of Westlake, Palm Beach	2
Dunnellon, Levy	2
Cassadaga, Volusia	2
Pp, Unknown	2
Scottsmoor, Brevard	2
Sea Ranch Lakes, Broward	2
Passport, Dade	2
Moore Haven, Hendry	2
Melbourne, Orange	2
Clermont, Polk	2
Doctors Inlet, Clay	2
Grandin, Putnam	2
Fort Pierce, Martin	2
Aripeka, Pasco	2
Bonifay, Jackson	2
Inlet Beach, Bay	2
Laurel, Sarasota	2
Lecanto, Marion	2
Ludlam, Dade	2
Magnolia Square, Osceola	2
Oklawaha, Marion	2
Missing, Indian River	2
West Palm Beach, Dade	2
Winter Garden, Seminole	2
Worthington Springs, Union	2
Switzerland, St. Johns	2
Tarpon Springs, Pasco	2
Seven Springs, Pasco	2
Saint Augusaintine Beach, St. Johns	2
Orlando, Unknown	2
Port Charlotte, Unknown	2
River Ranch, Polk	2
Port Saint Lucie, Martin	2
Village Of Golf, Palm Beach	2
Upper Key Largo, Monroe	2
None, Dade	2
Miami, Palm Beach	2
Missing, Broward	2
Lawtey, Union	2
Lakeland, Hillsborough	2
Lutz, Pinellas	2
Immokalee, Lee	2
Crawfordville, Leon	2
Cross Creek, Alachua	2
Alligator Point, Franklin	2
Sebring, Desoto	2
Tampa, Hernando	2
Wauchula, Desoto	2
Vero Beach, Unknown	2
Yeehaw, Okeechobee	2
Miramar, Dade	2

COVID-19: characteristics of 930,728 Florida resident cases

Data through Nov 22, 2020 verified as of Nov 23, 2020 at 09:25 AM

Data in this report are provisional and subject to change.

The table below includes the cities and counties of residence for cases in Florida residents based on the patient's ZIP Code.

Note that city is not always received as part of the initial notification and may be missing while the case is being investigated.

City and county	Cases
Newberry, Gilchrist	2
Okeechobee, Lake	2
Ormond Beach, Flagler	2
Pompano Beach, Unknown	2
Jacksonville Naval Hospital, Duval	2
Kingsley Lake, Bradford	2
Longview, Dade	2
Jacksonville, Nassau	2
Mesa, Unknown	2
Boynton Beach, Broward	2
Cape Haze, Charlotte	2
Bristol, Calhoun	2
Bayou George, Bay	2
000000, Unknown	2
Conch Key, Monroe	2
Duck Key, Monroe	2
Land O Lakes, Hillsborough	2
Milligan, Okaloosa	2
Missing, Marion	2
Cross City, Taylor	2
Carl Fisher, Dade	2
Fort Lauderdale, Alachua	2
Glenwood, Volusia	2
Homeless, Hillsborough	2
Westville, Walton	2
Venice, Dade	2
New Port Richey, Hillsborough	2
Miramar, Unknown	2
Miami, Martin	2
Lauderhill, Unknown	2
Sand Lake, Orange	2
Labelle, Collier	2
Jonesville, Alachua	2
Julington Creek, St. Johns	2
Jupiter Island, Martin	2
Samoset, Manatee	2
Pompano Beach, Palm Beach	2
Tampa, Broward	2
Sunrise, Unknown	2
Seguin, Unknown	2
Green Cove Springs, Duval	2
Orange Springs, Marion	2
Oakland Park, Unknown	2
Missing, Seminole	2
Mexico Beach, Gulf	2
Marysville, Dade	2
Metter, Manatee	1
Miami Dade, Unknown	1
Miamksaohes, Dade	1
Monument, Broward	1
Mokena, Lee	1
Inglis, Citrus	1
Irmo, Unknown	1
Island Grove, Alachua	1
Jacksonville, Baker	1
Lima, Volusia	1
Macclenny, Dixie	1
Madison, Jefferson	1
Key West, Palm Beach	1

COVID-19: characteristics of 930,728 Florida resident cases

Data through Nov 22, 2020 verified as of Nov 23, 2020 at 09:25 AM

Data in this report are provisional and subject to change.

The table below includes the cities and counties of residence for cases in Florida residents based on the patient's ZIP Code.

Note that city is not always received as part of the initial notification and may be missing while the case is being investigated.

City and county	Cases
Kilgore, Dade	1
Jupiter Inlet, Palm Beach	1
North Porte, Unknown	1
Notrealville, Polk	1
Morrisville, Palm Beach	1
Mount Vernon, Volusia	1
Mukilteo, Lee	1
Mulberry, Hillsborough	1
N/A, Unknown	1
North Brunswick, St. Lucie	1
North Lauderdale, Unknown	1
Orlando, Polk	1
Oviedo, Lake	1
Okeechobi, Unknown	1
Pensacola, Dade	1
Plantation Key, Monroe	1
Plantation, Leon	1
Panomo City, Bay	1
Greensboro, Leon	1
Glen Cove, Unknown	1
Glen Saint Mary, Duval	1
Gainesville, Levy	1
Fleming Island, Duval	1
Fort Lauderdale, Orange	1
Farragut, Lee	1
Dade City, Unknown	1
Deerfield Beach, Polk	1
Defuniak Springs, Okaloosa	1
Clearwater, Leon	1
Crescent Beach, Sarasota	1
Crestview, Broward	1
Crestview, Walton	1
Cross Key, Monroe	1
Crystal River, Marion	1
Bradenton, Lee	1
Bogota, Unknown	1
Bowling Green, Polk	1
Callahan, Duval	1
Atlanta, Walton	1
Attalla, Broward	1
Surprise, Unknown	1
St Cloud, Orange	1
St Petersburg., Pinellas	1
Syracuse, Unknown	1
Twentynine Palms, Broward	1
Pooler, Broward	1
Port Canaveral, Brevard	1
Saint Petersburg, Bay	1
Ridgewood, Lee	1
San Marcos, Unknown	1
Sarasota, Unknown	1
Vernon, Walton	1
Unknown, Manatee	1
Xifamk, Dade	1
Winter Garden, Unknown	1
Jupiter, Pinellas	1
Kansas City, Palm Beach	1
Indianapolis, Lee	1
Jena, Taylor	1

COVID-19: characteristics of 930,728 Florida resident cases

Data through Nov 22, 2020 verified as of Nov 23, 2020 at 09:25 AM

Data in this report are provisional and subject to change.

The table below includes the cities and counties of residence for cases in Florida residents based on the patient's ZIP Code.

Note that city is not always received as part of the initial notification and may be missing while the case is being investigated.

City and county	Cases
Lake Worth, Unknown	1
Land, Unknown	1
Fort Lauderdale, Lee	1
Fort Pierce, Brevard	1
Fort Worth, Broward	1
Franklin, Orange	1
Gainesville, Santa Rosa	1
High Springs, Columbia	1
Holbrook, St. Lucie	1
Gwynn Oak, Polk	1
East Rockland Key, Monroe	1
Crescent City, Marion	1
Crestview, Unknown	1
Coal City, Pasco	1
Celebration, Orange	1
Delray Beach, Broward	1
Boys Ranch, Suwannee	1
Big Torch Key, Monroe	1
Boca Raton, Lee	1
Bonifay, Unknown	1
Arabi, Orange	1
Austin, Dade	1
Addison, Pasco	1
Alford, Washington	1
Apo, Collier	1
Stiamk, Dade	1
Surfside Beach, Orange	1
Sun City Center, Lee	1
Roswell, Bay	1
Ruskin, Manatee	1
Saint Petersburg, Duval	1
Pompano Beach, Dade	1
Pompano Beach, Osceola	1
Pensacola Naval Hospital, Escambia	1
Port Saint Lucie, Marion	1
Port St Luice, Unknown	1
Port St. Lucie, St. Lucie	1
Rivera Beach, Unknown	1
Okeechobee, Highlands	1
Port Charlotte, Lee	1
Littleton, St. Johns	1
Los Angeles, Orange	1
Mattoon, Lee	1
Marianna, Washington	1
Mary Esther, Hillsborough	1
Milford, Bay	1
Missing, Alachua	1
Na, Dade	1
Missing, Monroe	1
Newaygo, Charlotte	1
North Port, Charlotte	1
Painted Post, Pasco	1
Palatka, Marion	1
West Hollywood, Broward	1
Tavares, Unknown	1
Temple, Palm Beach	1
Unknown, Duval	1
Weston, Unknown	1
Wildwood, Lee	1

COVID-19: characteristics of 930,728 Florida resident cases

Data through Nov 22, 2020 verified as of Nov 23, 2020 at 09:25 AM

Data in this report are provisional and subject to change.

The table below includes the cities and counties of residence for cases in Florida residents based on the patient's ZIP Code.

Note that city is not always received as part of the initial notification and may be missing while the case is being investigated.

City and county	Cases
West Palm Beach, Unknown	1
Winnetka, Dade	1
Winter Springs, Orange	1
Youngstown, Washington	1
Woodbine, Nassau	1
Suitland, Volusia	1
Shirley, Flagler	1
Seminole, Leon	1
Russellville, Bay	1
Saint Joseph, Volusia	1
Saint Marys, Nassau	1
San Antonio, Orange	1
Waipahu, Santa Rosa	1
Ward, Polk	1
West Yarmouth, St. Lucie	1
Venetian Islands, Dade	1
Venice, Manatee	1
Syracuse, Polk	1
Tallahassee, Dade	1
Tamarac, Dade	1
Tavares, Orange	1
Town Of Nocatee, St. Johns	1
Unkn, Duval	1
Unknown, Volusia	1
Homeless, Monroe	1
Homeless, Pinellas	1
Hoclywsod, Dade	1
Hallandale, Unknown	1
Indian Rocks Beach, Duval	1
Jefferson, Dade	1
Jonesboro, Leon	1
Jupiter, Dade	1
Jupiter, St. Lucie	1
Kenilworth, Leon	1
Greensburg, Palm Beach	1
Fort Lauderdale, Leon	1
Fort White, Clay	1
Hernando, Marion	1
Hialeah, Collier	1
Garden City, Alachua	1
Gaylord, Orange	1
Forest City, Seminole	1
Far Rockaway, Dade	1
Carmel, Orange	1
Deer Park, Dade	1
Deerfield Beach, Unknown	1
Deland, Seminole	1
Dallas, Hernando	1
Downingtown, Hillsborough	1
Coconut Ck, Unknown	1
Copeland, Collier	1
Caracas, Dade	1
Alpharetta, Broward	1
Asheville, Highlands	1
Bartow, Hardee	1
Boca Raton, Broward	1
Brandon, Unknown	1
Brooklyn, Lee	1
Moore Haven, Okeechobee	1

COVID-19: characteristics of 930,728 Florida resident cases

Data through Nov 22, 2020 verified as of Nov 23, 2020 at 09:25 AM

Data in this report are provisional and subject to change.

The table below includes the cities and counties of residence for cases in Florida residents based on the patient's ZIP Code.

Note that city is not always received as part of the initial notification and may be missing while the case is being investigated.

City and county	Cases
Milford, Lee	1
Lloyd, Jefferson	1
Los Angeles, Dade	1
Micanopy, Marion	1
Mckinney, Broward	1
Miamc, Dade	1
Lady Lake, Marion	1
Lake Butler, Alachua	1
Lakeland, Unknown	1
Key West, Duval	1
Keystone Heights, Bradford	1
Kingsland, Nassau	1
Knoxville, Bay	1
Piasa, Putnam	1
Pass-A-Grille Beach, Pinellas	1
Pensacola Beach, Escambia	1
Port Saint Lucie, Palm Beach	1
Prattville, Hillsborough	1
Prestonsburg, Bay	1
Quincy, Jackson	1
Rapid City, Broward	1
Red Bay, Holmes	1
Orange City, Monroe	1
North Palm Beach, Orange	1
Northport, Sarasota	1
Other, Dade	1
Orlando, Dade	1
Orlando, Volusia	1
Orlo Vista, Orange	1
Floral, Okaloosa	1
Gurabo, Orange	1
Columbia, Volusia	1
Cincinnati, Dade	1
Champions Gate, Osceola	1
Dracut, Orange	1
Davie, Unknown	1
Dayton, Orange	1
1, Charlotte	1
Alva, Escambia	1
Arcadia, Highlands	1
Babcock Ranch, Charlotte	1
Baker, Santa Rosa	1
Belmont, Santa Rosa	1
Blountstown, Broward	1
Bronson, Alachua	1
Brooker, Alachua	1
Brandon, Pinellas	1
Melrose, Clay	1
Macclenny, Duval	1
Mayaguez, Dade	1
Longwood, Broward	1
Lucedale, St. Lucie	1
Kissimmee, Unknown	1
Interlachen, Duval	1
Hosford, Calhoun	1
Hialeahgardens, Dade	1
Powell, Lee	1
Panama City, Unknown	1
Pensacola, Sumter	1

COVID-19: characteristics of 930,728 Florida resident cases

Data through Nov 22, 2020 verified as of Nov 23, 2020 at 09:25 AM

Data in this report are provisional and subject to change.

The table below includes the cities and counties of residence for cases in Florida residents based on the patient's ZIP Code.

Note that city is not always received as part of the initial notification and may be missing while the case is being investigated.

City and county	Cases
Perth Amboy, Hillsborough	1
Paducah, Manatee	1
Orlando, Broward	1
Orlando, Lee	1
Oldsrav, Manatee	1
North Laud, Unknown	1
Monroe, Hillsborough	1
North Brunswick, Monroe	1
Missing, Lake	1
Middletown, Osceola	1
Wtixrat, Dade	1
Ventura, Orange	1
Westlake Village, Unknown	1
Watersound, Bay	1
Trenton, Dixie	1
Uknown, Unknown	1
Unk, Duval	1
Umatilla, Marion	1
Sunrtise, Dade	1
Toms River, Lee	1
Tourist, Dade	1
Sanford, Orange	1
Sharpes, Brevard	1
Puerto Rico, Unknown	1
Randolph, Orange	1
Saint Petersburg, Charlotte	1
Saint Lucie Village, St. Lucie	1
Anaheim, Unknown	1
Athens, Duval	1
Bogota, Orange	1
Bronx, Palm Beach	1
Cypress, Leon	1
Crestwood, Lee	1
Coconut Creek, Unknown	1
Clewiston, Glades	1
Homosassa, Hernando	1
Harrison, Pinellas	1
Granada Hills, Broward	1
Hailandale, Unknown	1
Homeless, Polk	1
Deland, St. Lucie	1
Fairfield, Marion	1
Edgewater , Volusia	1
Fort Myers, Unknown	1
Fort Pierce, Unknown	1
Littleton, Dade	1
Los Angeles Ca, Unknown	1
Louisville, Manatee	1
Marshall, Dade	1
Miami Gardens, Broward	1
Miami, Hillsborough	1
Miami, Orange	1
Las Vegas, Monroe	1
Lewisburg, Pasco	1
Jerusalem, St. Johns	1
La Grange, Dade	1
Lake City, Hamilton	1
Missing, Collier	1
Missing, Jackson	1

COVID-19: characteristics of 930,728 Florida resident cases

Data through Nov 22, 2020 verified as of Nov 23, 2020 at 09:25 AM

Data in this report are provisional and subject to change.

The table below includes the cities and counties of residence for cases in Florida residents based on the patient's ZIP Code.

Note that city is not always received as part of the initial notification and may be missing while the case is being investigated.

City and county	Cases
Middlesburg, Duval	1
Missing, Polk	1
Mount Pleasant, Gadsden	1
Navarre, Okaloosa	1
Newark, Broward	1
Newburgh, Bay	1
North Pole, Seminole	1
North Port, Lee	1
Palm Coast, Polk	1
Palm Coast, Volusia	1
Parker, Dade	1
Okeechobee, Glades	1
Oooooo, Unknown	1
Orlando, Lake	1
Tallahassee, Duval	1
Tulsa, Orange	1
Washington, Unknown	1
Wekiva Springs, Seminole	1
West Villages, Sarasota	1
Wichita, Volusia	1
Zolfo Springs, Polk	1
Winter Park, Broward	1
Portland, Orange	1
Punta Gorda, Lee	1
Rye, Duval	1
Port Everglades, Broward	1
Peoria, Unknown	1
Saint Petersburg, Hillsborough	1
Saint Petersburg, St. Lucie	1
Saxis, Lee	1
Sebring, Lee	1
Sun City Center, Hardee	1
Spring Hill , Hernando	1
Starke, Clay	1
Stone Mountain, Palm Beach	1
Tewksbury, Orange	1
Tampa Palms, Hillsborough	1
Soldotna, Broward	1
Steinhatchee, Madison	1
Weston, Dade	1
Wheaton, Lee	1
Wesley Chapel, Alachua	1
Missing, Leon	1
Olustee, Baker	1
Opalocka, Dade	1
Okeechobee, St. Lucie	1
Naples, Orange	1
New Richmond, Volusia	1
Milton, Escambia	1
Missing, Hernando	1
Pineland, Lee	1
Palm Coast, Duval	1
Perry, Leon	1
Provincetown, Collier	1
Saint Johns, Orange	1
San Antonio, Sarasota	1
San Antonio, Unknown	1
Sanford, Volusia	1
Las Vegas, Orange	1

COVID-19: characteristics of 930,728 Florida resident cases

Data through Nov 22, 2020 verified as of Nov 23, 2020 at 09:25 AM

Data in this report are provisional and subject to change.

The table below includes the cities and counties of residence for cases in Florida residents based on the patient's ZIP Code.

Note that city is not always received as part of the initial notification and may be missing while the case is being investigated.

City and county	Cases
Melrose, Alachua	1
Miamf, Dade	1
Miami G, Dade	1
Miami, Collier	1
Marianna, Calhoun	1
Haverford, Hillsborough	1
Hispanic, St. Lucie	1
Lake Placid, Alachua	1
Johns Pass Village, Pinellas	1
Kingsland, Duval	1
Kissimmee, Brevard	1
Carol Stream, Orange	1
Charlotte, Pasco	1
Clear Brook, Lee	1
Aollywoss, Dade	1
....., Alachua	1
99, Unknown	1
Boca Raton, Unknown	1
Blowing Rock, Polk	1
Greenville, Jefferson	1
Gilmer, Dade	1
Golden Oak, Orange	1
Fanning Springs, Levy	1
Columbus, Brevard	1
Cookeville, Seminole	1
Cumberland, Palm Beach	1
Dade City, Hillsborough	1
Estero, Collier	1
Dallas, Lee	1
Deland, Lake	1
Deland, Polk	1
Miami Beach, Palm Beach	1
Miami Granders, Dade	1
Los Angeles, Polk	1
Miamm, Dade	1
Minneapolis, Collier	1
Missing, Sarasota	1
Orlando, Palm Beach	1
Opa Locka, Unknown	1
Myakka, Duval	1
Naples, Broward	1
Naugatuck, Lee	1
Morrisville, Orange	1
New Vernon, Sarasota	1
New York, Broward	1
Otter Creek, Levy	1
Pensacola, Santa Rosa	1
Ponce, Orange	1
Port Charlotte Fl, Unknown	1
Portland, Unknown	1
South Otselic, Dade	1
Saint Petersburg, Dade	1
San Juan, Osceola	1
San Pedro Sula, Dade	1
Richmond Heights, Dade	1
Rochester, Lee	1
Rosemary Beach, Bay	1
Aspen, Palm Beach	1
Bartow, Unknown	1

COVID-19: characteristics of 930,728 Florida resident cases

Data through Nov 22, 2020 verified as of Nov 23, 2020 at 09:25 AM

Data in this report are provisional and subject to change.

The table below includes the cities and counties of residence for cases in Florida residents based on the patient's ZIP Code.

Note that city is not always received as part of the initial notification and may be missing while the case is being investigated.

City and county	Cases
Boca Rotan, Unknown	1
Columbia, Orange	1
Coral Springs, Unknown	1
Cornelius, Leon	1
Crestview, Dade	1
Dade City, Polk	1
Dania, Unknown	1
Darien, Pasco	1
Fdsf, Unknown	1
Duke Field Air Force Station, Okaloosa	1
Deltona , Volusia	1
Clermont, Unknown	1
Hilliard, Dade	1
Hollywood, Leon	1
Holt, Unknown	1
Humble, Broward	1
Fwb, Unknown	1
Gainesville, Orange	1
Gastonia, Polk	1
Lakewood, Unknown	1
Knoxville, Duval	1
Green, Clay	1
Gulf Shores, Escambia	1
Tinley Park, Lee	1
Sumatra, Liberty	1
Telluride, Lee	1
Wimauma, Manatee	1
Wayne, Dade	1
West Simsbury, Collier	1
Unknown, Orange	1
Amelia City, Nassau	1
Alva, Collier	1
Apple Creek, Citrus	1
333, Unknown	1
Barberville, Volusia	1
Chipley, Jackson	1
Chattanooga, Dade	1
Bryn Mawr, Palm Beach	1
Camden Wyoming, Duval	1
Conifer, Lee	1
Coto Laurel, Lee	1
Hallandate Ben, Unknown	1
Fort Denaud, Glades	1
Fort Walton Beac, Alachua	1
Fortlauderdale, Unknown	1
Ft Pierce, Unknown	1
Garland, Orange	1
Destin, Unknown	1
El Paso, Unknown	1
Everett, Dade	1
Fl State Lot, Leon	1
Miami, Monroe	1
Miamt, Dade	1
Mid Florida, Seminole	1
Middleburg, Duval	1
N/A, Duval	1
Naples, Alachua	1
Ocean Breeze, Martin	1
Palm City, Unknown	1

COVID-19: characteristics of 930,728 Florida resident cases

Data through Nov 22, 2020 verified as of Nov 23, 2020 at 09:25 AM

Data in this report are provisional and subject to change.

The table below includes the cities and counties of residence for cases in Florida residents based on the patient's ZIP Code.

Note that city is not always received as part of the initial notification and may be missing while the case is being investigated.

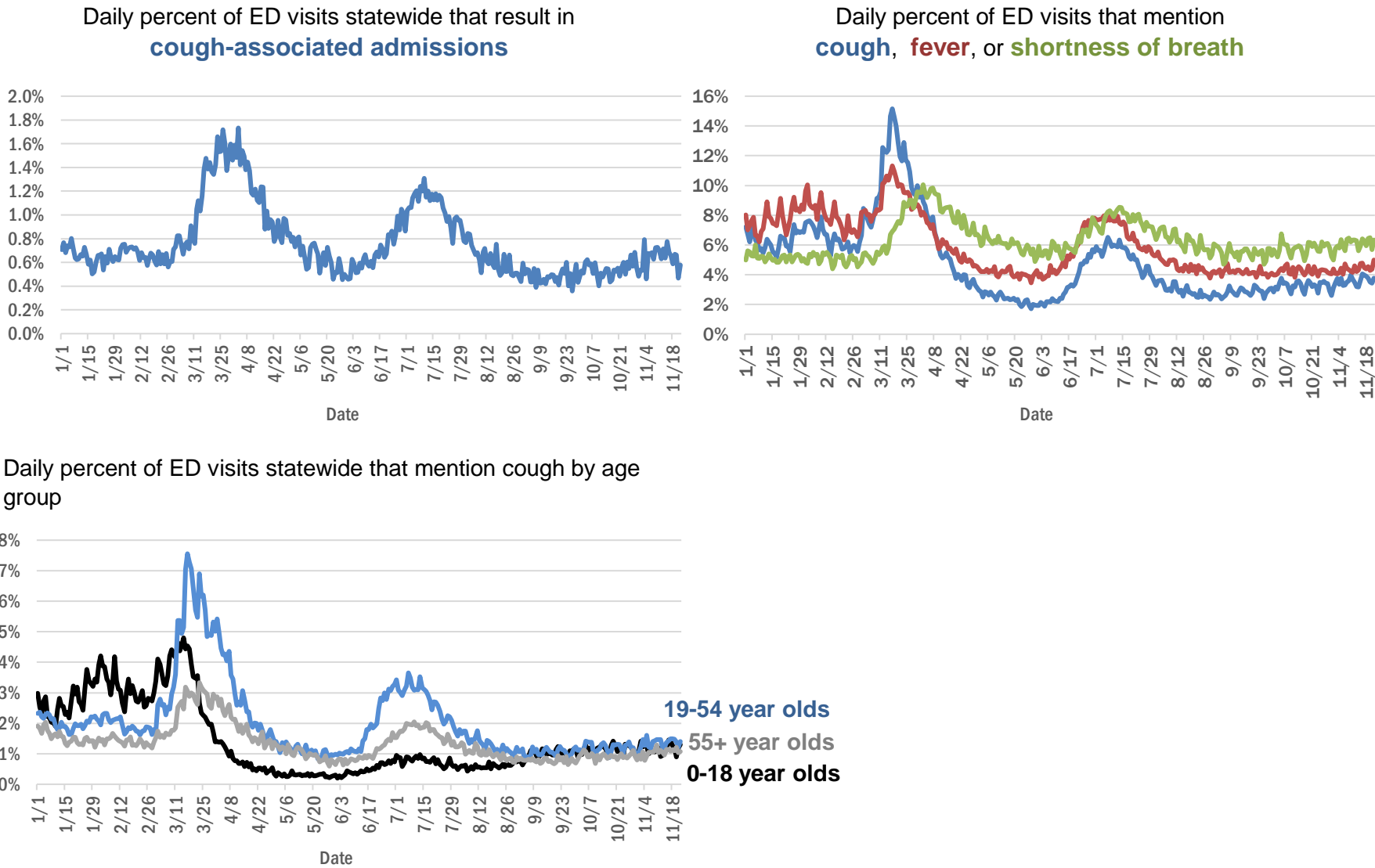
City and county	Cases
Old Town, Gilchrist	1
Oviedo, Leon	1
Raiford, Bradford	1
Port Saint Lucie, Indian River	1
Pompano Beach, Alachua	1
Jeffersonville, Broward	1
Jerome, Collier	1
Innovation, Pasco	1
Hickory, Lee	1
Hialeah, Broward	1
Homeless, Dade	1
Live Oak, Columbia	1
Lauderdale Hill, Unknown	1
Lake Worth, Broward	1
San Diego, Unknown	1
Riverview, Manatee	1
Russellville, Hillsborough	1
Saint Augustine, Okaloosa	1
Steinhatchee, Alachua	1
Wilbur By The Sea, Volusia	1
Willowbrook, Lee	1
Wellington, Unknown	1
Westchester, Dade	1
Westerville, Hillsborough	1
Tampa, Manatee	1
Vero Beach, Brevard	1
Village Of Palm Springs, Palm Beach	1
Webster, Pasco	1
Woodland Hills, Brevard	1
Winston Salem, Unknown	1
Total	930,728

COVID-19: additional surveillance information

Data through Nov 22, 2020 verified as of Nov 23, 2020 at 09:25 AM

Data in this report are provisional and subject to change.

Statewide emergency department (ED) chief complaint and admission data



The Electronic Surveillance System for the Early Notification of Community-Based Epidemics (ESSENCE-FL) includes chief complaint data from 211 of 211 Florida EDs. Data are transmitted electronically to ESSENCE-FL daily or hourly.

COVID-19: testing by laboratory

Data through Nov 22, 2020 verified as of Nov 23, 2020 at 09:25 AM

Data in this report are provisional and subject to change.

The numbers in the table below represent the number of Florida and non-Florida residents for whom test results were received by the Department of Health. A person can be tested by more than one laboratory and can have both positive and negative results. **Therefore, the sum of the numbers in each column will be larger than the total number of people tested.**

Reporting lab	Inconclusive	Negative	Positive	Percent positive	Total
LABORATORY CORPORATION OF AMERICA	1,949	1,187,713	145,712	11%	1,335,374
QUEST DIAGNOSTICS	9,003	1,086,051	149,001	12%	1,244,055
BIO REFERENCE LABORATORIES, INC	7,224	688,975	125,068	15%	821,267
CURATIVE LABS	6,822	619,290	68,576	10%	694,688
GENETWORX	661	390,585	32,911	8%	424,157
REALTOX LABS LLC	3,765	330,897	53,135	14%	387,797
HELIX	2,111	195,007	26,959	12%	224,077
RCA LABORATORY SERVICES, LLC		150,868	8,585	5%	159,453
ELABNETWORK	1,057	129,924	10,707	8%	141,688
IMPACT HEALTH BIOMETRIC TESTING, INC	801	127,287	11,894	8%	139,982
MAKO GENOMICS	5,675	109,515	17,596	13%	132,786
NORTHWEST LABORATORY	244	120,077	6,583	5%	126,904
ADVENT HEALTH LAB	112	101,260	13,957	12%	115,329
BPHL-JACKSONVILLE	18	98,898	15,198	13%	114,114
MAYO CLINIC LABORATORIES	263	102,853	10,356	9%	113,472
MEDICAL DIAGNOSTIC LABORATORIES	967	97,428	13,944	12%	112,339
EAST FLORIDA STATE COLLEGE - BREVARD		93,748	11,538	11%	105,286
BAYCARE LABORATORIES LLC	426	92,269	7,726	8%	100,421
ADVENTHEALTH LAB	97	90,183	8,628	9%	98,908
BIOCOLLECTIONS WORLDWIDE, INC	551	84,268	11,103	12%	95,922
KORVALABS, INC	1,245	89,739	4,536	5%	95,520
MEMORIAL REGIONAL HOSPITAL SOUTH	22	79,160	15,711	17%	94,893
BPHL-MIAMI	225	79,696	12,720	14%	92,641
ASCENSION SACRED HEART HOSPITAL - PENSACOLA	2	80,016	9,727	11%	89,745
ORLANDO HEALTH SYSTEM	568	80,074	7,658	9%	88,300
SUNPATH MEDICAL DIAGNOSTICS LABORATORY	664	64,152	9,124	12%	73,940
TAMPA GENERAL HOSPITAL	4	65,638	4,978	7%	70,620
UF HEALTH MEDICAL LAB	33	65,086	5,163	7%	70,282
DIATHERIX LABORATORIES		58,734	7,996	12%	66,730
BPHL-TAMPA (SPECTRUM BLVD)	45	55,436	8,985	14%	64,466
TESTING MATTERS INC	19	55,398	6,758	11%	62,175
FULGENT DIAGNOSTICS LABORATORY	925	54,161	3,882	7%	58,968
ARUP LABORATORIES	15	49,564	2,864	5%	52,443
AKESOGEN		45,050	6,931	13%	51,981
ASCENSION ST VINCENT'S - RIVERSIDE	1	46,068	5,055	10%	51,124
JACKSON MEMORIAL HOSPITAL CLINICAL LAB	79	42,779	8,071	16%	50,929
AMERICAN HEALTH ASSOCIATES	9	47,108	3,463	7%	50,580
BAPTIST HEALTH SOUTH FLORIDA	180	41,334	6,293	13%	47,807
UF HEALTH SHANDS HOSPITAL	284	44,232	2,570	5%	47,086
LAKELAND REGIONAL MEDICAL CENTER	113	41,197	4,393	10%	45,703
VIRACOR EUROFINS		34,368	9,643	22%	44,011
AIT LABORATORIES		37,631	4,224	10%	41,855
ORANGE COUNTY CONVENTION CENTER		33,330	3,644	10%	36,974
MIAMI DADE COUNTY		32,084	3,528	10%	35,612
TALLAHASSEE MEMORIAL HOSPITAL	135	30,663	3,404	10%	34,202
BAPTIST HEALTH - JACKSONVILLE	4	31,302	1,994	6%	33,300
WALGREENS	29	26,757	4,837	15%	31,623

COVID-19: testing by laboratory

Data through Nov 22, 2020 verified as of Nov 23, 2020 at 09:25 AM

Data in this report are provisional and subject to change.

The numbers in the table below represent the number of Florida and non-Florida residents for whom test results were received by the Department of Health. A person can be tested by more than one laboratory and can have both positive and negative results. **Therefore, the sum of the numbers in each column will be larger than the total number of people tested.**

Reporting lab	Inconclusive	Negative	Positive	Percent positive	Total
SOUTH MIAMI HOSPITAL LAB	116	27,362	3,269	11%	30,747
APPLIED INGENUITY DIAGNOSTICS LLC		29,295	1,425	5%	30,720
LEE HEALTH - CAPE CORAL HOSPITAL	3	25,442	3,934	13%	29,379
BROWARD GENERAL MEDICAL CENTER-CLINICAL LAB	2	24,741	2,509	9%	27,252
UNIVERSITY OF MIAMI HOSPITAL	32	23,831	2,567	10%	26,430
SARASOTA MEMORIAL HOSPITAL MAIN LAB	12	24,658	1,757	7%	26,427
MILLENNIUM PHYSICIAN GROUP	16	22,685	3,606	14%	26,307
UF HEALTH JACKSONVILLE	37	23,018	1,997	8%	25,052
NICKLAUS CHILDREN'S HOSPITAL	49	20,900	3,028	13%	23,977
FLORIDA HOSPITAL - TAMPA	37	21,793	1,767	7%	23,597
ECCO LAB GROUP CO	356	19,326	3,556	15%	23,238
ADVENT HEALTH - DAYTONA BEACH	32	18,878	1,383	7%	20,293
NORTH FLORIDA REGIONAL MEDICAL CENTER		18,395	1,793	9%	20,188
STATLAB_MOBILE	1	18,361	1,790	9%	20,152
MOUNT SINAI MEDICAL CENTER	7	18,399	1,706	8%	20,112
ACCESS DX LABORATORY	188	17,868	1,817	9%	19,873
BRANDON REGIONAL HOSPITAL		17,213	2,061	11%	19,274
ST JOSEPHS HOSPITAL LABORATORY	17	16,864	2,165	11%	19,046
PALMETTO GENERAL HOSPITAL LAB	3	15,542	3,319	18%	18,864
INGENIOUS PERSONALIZED MEDICINE	115	15,751	2,892	15%	18,758
NAPLES COMMUNITY HOSPITAL	56	16,651	1,698	9%	18,405
JFK MEDICAL CENTER LAB	1	16,142	2,019	11%	18,162
JUPITER MEDICAL CENTER LAB	48	16,195	1,426	8%	17,669
LAB DIAGNOSTICS LLC	353	12,205	5,097	29%	17,655
BIOCERNA LABS	461	14,582	2,113	12%	17,156
PANCARE OF FLORIDA INC		15,140	1,505	9%	16,645
AVENTUS BIO LABS	16	14,347	1,887	12%	16,250
PATIENTS FIRST LAKE ELLA MEDICAL CENTER PA		13,530	2,421	15%	15,951
INTEGRATED REGIONAL LABORATORIES LLP		13,805	1,953	12%	15,758
DRS CLACK SPENCER WHITE & MCCORMACK PA D/B/A		14,233	1,275	8%	15,508
NOMIHEALTH		13,862	1,542	10%	15,404
GENESIS REFERENCE LABORATORIES		13,851	1,078	7%	14,929
SAINT MARY'S MEDICAL CENTER	21	13,140	1,583	11%	14,744
INDIAN RIVER MEDICAL CENTER LAB		13,669	835	6%	14,504
MORTON PLANT HOSPITAL-ADLER INSTITUTE	8	12,861	1,122	8%	13,991
WELLINGTON REGIONAL MED CTR LAB	5	11,487	1,405	11%	12,897
CLEVELAND CLINIC HOSPITAL LAB	4	11,381	1,383	11%	12,768
LEESBURG REGIONAL MEDICAL CENTER		11,193	1,114	9%	12,307
FLORIDA HOSPITAL WATERMAN LABORATORY	70	10,998	855	7%	11,923
OSCEOLA REGIONAL MEDICAL CENTER	1	10,416	1,415	12%	11,832
ST MARKS HOSPITAL LABORATORY B	78	10,627	1,002	9%	11,707
EXACT SCIENCES LABORATORIES		10,907	748	6%	11,655
HOMESTEAD HOSPITAL CLINICAL LABORATORY	23	9,612	1,989	17%	11,624
MEMORIAL HOSPITAL JACKSONVILLE	8	9,436	1,725	15%	11,169

COVID-19: testing by laboratory

Data through Nov 22, 2020 verified as of Nov 23, 2020 at 09:25 AM

Data in this report are provisional and subject to change.

The numbers in the table below represent the number of Florida and non-Florida residents for whom test results were received by the Department of Health. A person can be tested by more than one laboratory and can have both positive and negative results. **Therefore, the sum of the numbers in each column will be larger than the total number of people tested.**

Reporting lab	Inconclusive	Negative	Positive	Percent positive	Total
PWN HEALTH	17	8,833	1,968	18%	10,818
HOLY CROSS HOSPITAL CLINICAL LAB	1	10,108	526	5%	10,635
MEMORIAL REGIONAL HOSPITAL CLINICAL LABORATORY	10	9,895	673	6%	10,578
LEE HEALTH - LEE MEMORIAL HOSPITAL		8,047	2,498	24%	10,545
LARKIN COMMUNITY HOSPITAL INC DBA CARDIOTROPIC		6,820	3,623	35%	10,443
RUTGERS CLINICAL GENOMICS LABORATORY	42	10,025	352	3%	10,419
WEST KENDALL BAPTIST HOSPITAL	8	8,512	1,830	18%	10,350
DELRAY MEDICAL CENTER LAB	3	9,348	930	9%	10,281
NORTHWEST MEDICAL CENTER	1	8,788	1,223	12%	10,012
PRIVA PATH LABS	43	9,493	439	4%	9,975
ORANGE PARK MEDICAL CENTER	9	8,412	1,524	15%	9,945
LAWNWOOD REGIONAL MEDICAL CENTER	1	8,744	1,190	12%	9,935
SRQ DRIVE THROUGH☐		8,944	901	9%	9,845
HEALTHLINK DIAGNOSTIC LABORATORIES	27	9,299	489	5%	9,815
PWNHEALTH	12	9,225	521	5%	9,758
BETHESDA HOSPITAL EAST		8,950	796	8%	9,746
STS LAB 2 LLC	6	9,422	188	2%	9,616
PALM BEACH BALL PARK		8,604	989	10%	9,593
ST ANTHONY'S HOSPITAL LAB	12	8,598	973	10%	9,583
BAPTIST HEALTH - SOUTH		8,920	632	7%	9,552
OAK HILL HOSPITAL		8,662	852	9%	9,514
WATSON CLINIC LLP		8,175	1,272	13%	9,447
WINTER HAVEN HOSPITAL CLINICAL LABORATORY	3	8,104	1,323	14%	9,430
COAST DIAGNOSTICS LLC	26	8,652	633	7%	9,311
LARKIN COMMUNITY HOSPITAL	10	8,033	1,246	13%	9,289
HEALTH CENTER AT SINAI RESIDENCES		9,025	116	1%	9,141
AVECINA	17	8,609	509	6%	9,135
LARGO MEDICAL CENTER		8,217	831	9%	9,048
GOOD SAMARITAN MEDICAL CENTER LAB	1	7,873	1,168	13%	9,042
UHEALTH CORAL GABLES/LENNAR MED CTR	3	8,246	493	6%	8,742
BAYFRONT HEALTH - ST PETERSBURG	16	7,366	1,268	15%	8,650
WESTSIDE REGIONAL MED CTR	2	7,415	1,196	14%	8,613
MEASE COUNTRYSIDE LAB	1	7,818	727	9%	8,546
ST JOSEPHS HOSPITAL	8	7,495	938	11%	8,441
MERCY HOSPITAL A CAMPUS OF PLANTATION GEN HOSP LAB	1	7,072	1,337	16%	8,410
BOSTON HEART DIAGNOSTICS CORP		7,272	1,134	13%	8,406
GULF COAST MEDICAL CENTER MICROLAB		6,551	1,777	21%	8,328
CLEVELAND CLINIC TRADITION HOSPITAL		7,807	453	5%	8,260
PALMS WEST HOSPITAL LAB	2	7,003	1,132	14%	8,137
AEGIS SCIENCES CORPORATION	37	7,361	733	9%	8,131
AVECINA MEDICAL OAKLEAF	3	6,928	1,183	15%	8,114
MEDICAL CENTER OF TRINITY CLINICAL LABORATORY	1	7,306	721	9%	8,028
WEST BOCA MEDICAL CENTER LAB		7,303	614	8%	7,917
HALIFAX MEDICAL CENTER LAB	33	6,803	1,076	14%	7,912
THE VILLAGES REGIONAL HOSPITAL		7,370	527	7%	7,897

COVID-19: testing by laboratory

Data through Nov 22, 2020 verified as of Nov 23, 2020 at 09:25 AM

Data in this report are provisional and subject to change.

The numbers in the table below represent the number of Florida and non-Florida residents for whom test results were received by the Department of Health. A person can be tested by more than one laboratory and can have both positive and negative results. **Therefore, the sum of the numbers in each column will be larger than the total number of people tested.**

Reporting lab	Inconclusive	Negative	Positive	Percent positive	Total
CORAL GABLES HOSPITAL CLINICAL LABORATORY		6,642	1,250	16%	7,892
WEST FLORIDA HOSPITAL LAB		6,456	1,392	18%	7,848
MANATEE MEMORIAL HOSPITAL		7,194	599	8%	7,793
REGIONAL MEDCIAL CENTER BAYONET POINT	2	7,325	447	6%	7,774
FLORIDA HOSPITAL HEARTLAND MED CTR CLINICAL LAB	33	6,834	894	12%	7,761
NCH NORTH NAPLES HOSPITAL LAB	15	6,733	818	11%	7,566
ADVENT HEALTH - WESLEY CHAPEL	14	6,971	546	7%	7,531
Capital Regional Medical Ctr		6,204	1,299	17%	7,503
AVENTURA HOSPITAL LAB		6,093	1,370	18%	7,463
BAPTIST HEALTHCARE - BAPTIST HOSPITAL	4	6,309	1,125	15%	7,438
BLAKE MEDICAL CENTER		6,500	916	12%	7,416
PALM BEACH GARDENS MEDICAL CTR LAB		6,769	632	9%	7,401
LEE HEALTH - HEALTH PARK MEDICAL CENTER		6,204	1,189	16%	7,393
NIGHT LITE PEDIATRICS	4	5,736	1,566	21%	7,306
REAL DIAGNOSTICS	77	6,591	496	7%	7,164
DOCTORS HOSPITAL	4	5,952	1,087	15%	7,043
FLORIDA HOSPITAL FLAGLER	29	6,471	423	6%	6,923
AVECINA MEDICAL	4	5,874	969	14%	6,847
INFORM DIAGNOSTICS, INC		6,354	337	5%	6,691
ACCESS MEDICAL LABORATORIES		4,249	2,438	36%	6,687
LUMINUS DIAGNOSTICS		6,138	529	8%	6,667
LAKE CITY MEDICAL CENTER		5,216	1,218	19%	6,434
VISTA CLINICAL DIAGNOSTICS	40	5,951	361	6%	6,352
FLORIDA MEDICAL CENTER - A CAMPUS OF NORTH SHORE	2	5,571	776	12%	6,349
PLANTATION GENERAL HOSPITAL		5,312	1,008	16%	6,320
CORAL SPRINGS MED CTR		5,724	566	9%	6,290
NORTH SHORE MEDICAL CENTER		5,182	1,071	17%	6,253
NORTHSIDE HOSPITAL AND HEART INSTITUTE		5,617	594	10%	6,211
ALL CHILDREN'S HOSPITAL		5,879	316	5%	6,195
FLORIDA HOSPITAL ZEPHYRHILLS	10	5,700	459	7%	6,169
NEMOURS CHILDRENS HOSPITAL		5,977	191	3%	6,168
FLORIDA HOSPITAL DELAND	10	5,370	780	13%	6,160
BROWARD HEALTH NORTH CLINICAL LABORATORY		5,365	683	11%	6,048
NONA SCIENTIFIC	4	4,920	1,071	18%	5,995
FLORIDA HOSPITAL OF CARROLLWOOD	22	5,215	632	11%	5,869
CENTRAL FLORIDA REGIONAL HOSPITAL		5,237	522	9%	5,759
VISTA CLINICAL	6	3,061	2,650	46%	5,717
MEMORIAL HOSPITAL WEST LABORATORY SERVICES	14	5,176	501	9%	5,691
CLEVELAND CLINIC MARTIN SOUTH HOSPITAL	1	5,128	446	8%	5,575
OCALA REGIONAL MEDICAL CENTER		4,885	586	11%	5,471
UNITED CLINICAL LABORATORY LLC	2	4,499	924	17%	5,425
WEST PALM HOSPITAL LAB		4,931	417	8%	5,348
LEE HEALTH - GULF COAST MEDICAL CENTER	2	4,356	908	17%	5,266
BAPTIST HEALTH - BEACHES		4,922	336	6%	5,258
MARTIN HOSPITAL SOUTH LAB		4,966	279	5%	5,245
INDIAN RIVER PATHOLOGY LLC		4,713	369	7%	5,082
FULGENT DIAGNOSTICS	95	4,589	271	5%	4,955

COVID-19: testing by laboratory

Data through Nov 22, 2020 verified as of Nov 23, 2020 at 09:25 AM

Data in this report are provisional and subject to change.

The numbers in the table below represent the number of Florida and non-Florida residents for whom test results were received by the Department of Health. A person can be tested by more than one laboratory and can have both positive and negative results. **Therefore, the sum of the numbers in each column will be larger than the total number of people tested.**

Reporting lab	Inconclusive	Negative	Positive	Percent positive	Total
LEON MEDICAL CENTERS LLC		4,037	913	18%	4,950
GENOVA DIAGNOSTICS LABORATORY	13	4,568	290	6%	4,871
FLORIDA LABORATORY ANALYSIS		4,427	430	9%	4,857
MORTON PLANT-MEASE	1	4,500	345	7%	4,846
MEMORIAL HOSPITAL MICRO		4,459	297	6%	4,756
LABSTAT LLC	2	4,491	251	5%	4,744
ANNE BATES LEACH EYE HOSPITAL/ ABLEH MICROBIOLOGY LABORATORY		4,661	69	1%	4,730
TROPICANA FIELD - LOT 2	17	4,297	410	9%	4,724
LAKEWOOD RANCH MEDICAL CENTER		4,379	332	7%	4,711
FLORIDA HOSPITAL FISH MEMORIAL	19	4,106	537	12%	4,662
POINCIANA MEDICAL CENTER		3,654	1,002	22%	4,656
ST JOSEPHS NORTH HOSPITAL LAB		4,160	479	10%	4,639
WEST MARION COMMUNITY HOSPITAL LAB		4,042	546	12%	4,588
ARCPOINT LABS	2	3,596	848	19%	4,446
IMPERIAL POINT MEDICAL CENTER		4,077	342	8%	4,419
BAPTIST HEALTH SOUTH FLORIDA - WEST KENDALL URGENT CARE		3,814	549	13%	4,363
Lake City HM		4,120	238	5%	4,358
MEDEXPRESS URGENT CARE	2	2,836	1,495	35%	4,333
MOFFITT CANCER CENTER	6	4,211	82	2%	4,299
SUNRISE MEDICAL LABORATORIES	2	3,986	289	7%	4,277
ST LUCIE MEDICAL CENTER		3,513	747	18%	4,260
KD MEDICAL CHOICE LLC		3,767	444	11%	4,211
BAPTIST HEALTH - NASSAU		4,016	175	4%	4,191
CLEVELAND CLINIC MARTIN NORTH HOSPITAL		3,818	358	9%	4,176
P4 CLINICAL, LLC	53	3,735	358	9%	4,146
AVERO DIAGNOSTICS - IRVING		3,795	224	6%	4,019
OVIEDO MEDICAL CENTER		3,599	417	10%	4,016
HEALTHQUEST ESOTERICS		2,891	1,121	28%	4,012
UNKNOWN	3	2,564	1,419	36%	3,986
SOUTH FLORIDA BAPTIST HOSPITAL MICRO	2	3,432	531	13%	3,965
CARDIOTROPIC LABS	83	3,141	724	18%	3,948
CARDIOPATH	1	3,604	283	7%	3,888
NIGHT LITE PEDIATRICS URGENT CARE	1	3,350	471	12%	3,822
NIGHT LITE PEDIATRIC CENTER LLC		3,678	132	3%	3,810
HIALEAH HOSPITAL	4	3,091	699	18%	3,794
FORT WALTON BEACH MEDICAL CENTER		3,311	459	12%	3,770
FLORIDA HOSPITAL NORTH PINELLAS	11	3,449	241	7%	3,701
SOUTH BAY HOSPITAL CLINICAL LAB		3,339	360	10%	3,699
ST PETERSBURG GENERAL HOSPITAL		3,098	600	16%	3,698
CLARITY LAB SOLUTIONS LLC		3,608	4	0%	3,612
HOLIDAY CVS LLC		3,439	165	5%	3,604
PHYSICIANS REGIONAL MEDICAL CENTER - PINE RIDGE RD	1	2,919	610	17%	3,530
AMERICAN FAMILY CARE		2,039	1,463	42%	3,502
BAPTIST HEALTH SOUTH FLORIDA - COUNTRY WALK URGENT CARE		2,963	452	13%	3,415
UNIVERSITY HOSPITAL AND MEDICAL CENTER		2,631	752	22%	3,383
PATHNOSTICS	10	2,136	1,221	36%	3,367
WESTCHESTER HOSPITAL	23	2,665	515	16%	3,203

COVID-19: testing by laboratory

Data through Nov 22, 2020 verified as of Nov 23, 2020 at 09:25 AM

Data in this report are provisional and subject to change.

The numbers in the table below represent the number of Florida and non-Florida residents for whom test results were received by the Department of Health. A person can be tested by more than one laboratory and can have both positive and negative results. **Therefore, the sum of the numbers in each column will be larger than the total number of people tested.**

Reporting lab	Inconclusive	Negative	Positive	Percent positive	Total
GENE BY GENE, GENOMICS RESEARCH CENTER LAB	34	3,036	82	3%	3,152
SYNERGY LABORATORIES	7	2,847	275	9%	3,129
PUTNAM COMMUNITY MEDICAL CENTER		2,783	318	10%	3,101
MEASE DUNEDIN HOSPITAL	4	2,794	238	8%	3,036
BAPTIST HEALTH - NORTH		2,374	650	21%	3,024
CernerELR_Advent		2,833	176	6%	3,009
BAPTIST HEALTH SOUTH FLORIDA - MIAMI LAKES URGENT CARE		2,417	528	18%	2,945
RAULERSON HOSPITAL		2,456	439	15%	2,895
PALMS OF PASADENA HOSPITAL		2,610	283	10%	2,893
STONE CLINICAL LABORATORIES		2,789	96	3%	2,885
BINAXNOW	5	2,274	588	21%	2,867
ISPM LABS, LLC DBA CAPSTONE DIAGNOSTICS, LLC		2,799	52	2%	2,851
SANTA ROSA MEDICAL CENTER		2,439	389	14%	2,828
BAPTIST HEALTH SOUTH FLORIDA - DORAL URGENT CARE		2,384	443	16%	2,827
DOCTORS HOSPITAL OF SARASOTA CLINICAL LABORATORY		2,518	293	10%	2,811
H LEE MOFFITT CANCER CENTER LABORATORY		2,772	32	1%	2,804
MEMORIAL HOSPITAL- MIRAMAR	12	2,571	203	7%	2,786
MIDWAY SPECIALTY CARE CENTER DIAGNOSTICS	36	2,521	210	8%	2,767
MALABAR MEDICAL WALK IN CLINIC		2,437	322	12%	2,759
BAPTIST HEALTH SOUTH FLORIDA - CORAL SPRINGS URGENT CARE		2,398	302	11%	2,700
BAPTIST HEALTH SOUTH FLORIDA - WESTCHESTER URGENT CARE		2,291	397	15%	2,688
WALGREEN CO	2	2,366	308	12%	2,676
WALGREENS ORLANDO	2	2,358	312	12%	2,672
BAPTIST HEALTH SOUTH FLORIDA - PEMBROKE PINES URGENT CARE		2,314	330	12%	2,644
MEDCOMP SCIENCES LLC	29	1,311	1,298	49%	2,638
FLORIDA HOSPITAL OCALA		2,511	121	5%	2,632
BAYFRONT HEALTH - VENICE REGIONAL MEDICAL		2,417	171	7%	2,588
TWIN CITIES HOSPITAL	1	2,319	258	10%	2,578
VETERANS AFFAIRS MEDICAL CENTER - ORLANDO		1,341	1,206	47%	2,547
ADVENT HEALTH - OCALA		2,124	397	16%	2,521
BETHESDA HOSPITAL WEST		2,300	212	8%	2,512
CITRUS MEMORIAL HOSPITAL LABORATORY		2,178	254	10%	2,432
ANGEL KIDS PEDIATRICS		2,358	70	3%	2,428
EGLIN AIR FORCE BASE	2	1,733	686	28%	2,421
BAYFRONT HEALTH - PORT CHARLOTTE		2,243	173	7%	2,416
MEDARBOR DIAGNOSTICS	1	1,536	720	32%	2,257
ACUTIS DIAGNOSTICS	15	1,941	295	13%	2,251
LEE HEALTH - COCONUT POINT CLINICAL LAB	2	1,802	424	19%	2,228
BAYCARE COMMUNITY HEALTH		2,167	45	2%	2,212
MEMORIAL HOSPITAL PEMBROKE	3	1,950	239	11%	2,192
BAYFRONT HEALTH - SEVEN RIVERS		2,002	164	8%	2,166
LAKESIDE MEDICAL CENTER		1,695	449	21%	2,144
BARTOW REGIONAL MEDICAL CENTER	1	1,862	259	12%	2,122
BAPTIST HEALTH SOUTH FLORIDA - WESTON URGENT CARE		1,937	184	9%	2,121
CENTRA CARE SAINT CLOUD	1	1,829	287	14%	2,117
MEDICAL DNA LABS LLC	2	1,987	113	5%	2,102
THE CENTER FOR URGENT CARE	2	1,686	405	19%	2,093

COVID-19: testing by laboratory

Data through Nov 22, 2020 verified as of Nov 23, 2020 at 09:25 AM

Data in this report are provisional and subject to change.

The numbers in the table below represent the number of Florida and non-Florida residents for whom test results were received by the Department of Health. A person can be tested by more than one laboratory and can have both positive and negative results. **Therefore, the sum of the numbers in each column will be larger than the total number of people tested.**

Reporting lab	Inconclusive	Negative	Positive	Percent positive	Total
MINUTECLINIC LLC #3703		1,818	256	12%	2,074
ASCENSION SACRED HEART - EMERALD COAST		1,757	300	15%	2,057
BAPTIST HEALTH SOUTH FLORIDA - DAVIE URGENT CARE		1,771	279	14%	2,050
BAPTIST HEALTH SOUTH FLORIDA - CORAL GABLES (UNIVERSITY) URGENT CARE		1,814	229	11%	2,043
LOWER KEYS MEDICAL CENTER		1,839	200	10%	2,039
CENTRA CARE – WATERFORD LAKES		1,545	489	24%	2,034
SELECT LABORATORIES - MARION COUNTY, FL LLC	3	1,912	118	6%	2,033
ENGLEWOOD COMMUNITY HOSPITAL		1,892	133	7%	2,025
BAYFRONT HEALTH - BROOKSVILLE		1,746	254	13%	2,000
BAPTIST HEALTH SOUTH FLORIDA - TAMiami TRAIL URGENT CARE		1,648	339	17%	1,987
SPORTS DRUG TESTING LABORATORY	35	1,902	50	3%	1,987
CLARITY LAB SOLUTIONS		1,730	231	12%	1,961
MINUTECLINIC		1,747	201	10%	1,948
BAPTIST HEALTH SOUTH FLORIDA - PINECREST URGENT CARE		1,720	226	12%	1,946
DOC SMILEY'S URGENT CARE		1,705	241	12%	1,946
SYNERGY DIAGNOSTIC LABORATORY	41	1,755	137	7%	1,933
VIKOR SCIENTIFIC	2	1,291	629	33%	1,922
BAPTIST HEALTH SOUTH FLORIDA - CORAL GABLES URGENT CARE		1,660	238	13%	1,898
URGENT CARE CURE	2	1,712	181	10%	1,895
BMCT Molecular Diagnostics Subsection		1,554	323	17%	1,877
HIGHLANDS REGIONAL MEDICAL CENTER		1,515	342	18%	1,857
PHYSICIANS REGIONAL MEDICAL CENTER - COLLIER BLVD	1	1,411	427	23%	1,839
HOLIDAY CVS LLC DBA CVS PHARMACY #5154		1,814	22	1%	1,836
AMELIA URGENT CARE		1,243	576	32%	1,819
COMMUNITY HEALTH NORTHWEST FLORIDA	3	1,263	441	26%	1,707
BAPTIST HEALTHCARE - GULF BREEZE HOSPITAL	3	1,483	215	13%	1,701
TALLAHASSEE PRIMARY CARE ASSOCIATES		1,549	144	9%	1,693
DESOTO MEMORIAL HOSPITAL	3	1,409	273	16%	1,685
MARINERS HOSPITAL		1,545	135	8%	1,680
BAPTIST HEALTH SOUTH FLORIDA - PALMETTO BAY URGENT CARE		1,451	208	13%	1,659
BAPTIST HEALTH SOUTH FLORIDA - BRICKELL URGENT CARE		1,369	253	16%	1,622
JW PLASTIC SURGERY		1,368	235	15%	1,603
BAPTIST HEALTH URGENT CARE AT SAWGRASS		1,354	189	12%	1,543
OPTEO LABORATORY		1,506	31	2%	1,537
GENUS3		1,460	59	4%	1,519
BAPTIST HEALTH - OAKLEAF		1,256	246	16%	1,502
BAPTIST HEALTH SOUTH FLORIDA - KENDALE LAKES URGENT CARE		1,225	268	18%	1,493
MINUTECLINIC LLC		1,291	199	13%	1,490
BAPTIST HEALTH EMERGENCY CENTER COUNTRY WALK	1	1,255	226	15%	1,482
BAPTIST HEALTH - CLAY		1,298	179	12%	1,477
EXPRESS GENE MOLECULAR DIAGNOSTICS LABORATORY		1,186	267	18%	1,453
ADVENT HEALTH - NEW SMYRNA		1,096	350	24%	1,446
ATLANTIS URGENT CARE	1	661	768	54%	1,430
FLOWERS HOSPITAL		1,305	120	8%	1,425
CLINICAL REFERENCE LABORATORY		1,364	55	4%	1,419
SOLARIS DIAGNOSTICS		1,177	224	16%	1,401
PATIENTS CHOICE LABORATORIES		825	571	41%	1,396

COVID-19: testing by laboratory

Data through Nov 22, 2020 verified as of Nov 23, 2020 at 09:25 AM

Data in this report are provisional and subject to change.

The numbers in the table below represent the number of Florida and non-Florida residents for whom test results were received by the Department of Health. A person can be tested by more than one laboratory and can have both positive and negative results. **Therefore, the sum of the numbers in each column will be larger than the total number of people tested.**

Reporting lab	Inconclusive	Negative	Positive	Percent positive	Total
BAYFRONT HEALTH - PUNTA GORDA		1,329	62	4%	1,391
TAMPA COMMUNITY HOSPITAL		1,157	216	16%	1,373
NORTHWEST FLORIDA COMMUNITY HOSPITAL	8	675	684	50%	1,367
ASCENSION ST VINCENT'S - SOUTHSIDE		1,309	49	4%	1,358
LABORATORY OF FLORIDA LLC	40	1,224	91	7%	1,355
ADVENT HEALTH - HEART OF FLORIDA ER	1	1,228	94	7%	1,323
UHEALTH DEERFIELD BEACH/UMSYLVESTER DEERFIELD BEACH LABORATORY	3	1,273	47	4%	1,323
SUNCOAST PATHOLOGY ASSOCIATES		1,216	93	7%	1,309
ASSOCIATED PATHOLOGISTS, LLC	3	1,069	195	15%	1,267
JACKSON HOSPITAL CLINICAL LABORATORY		1,075	157	13%	1,232
PHYSICIANS STAT LAB		378	852	69%	1,230
BAYFRONT HEALTH - SPRING HILL		1,135	86	7%	1,221
CLINICORE		1,124	91	7%	1,215
ADVANCE MEDICAL OF NAPLES		308	903	75%	1,211
SPARROW HEALTHCARE	2	1,015	188	16%	1,205
ACCESS MEDICAL LABS		746	448	38%	1,194
SARKIS CLINICAL TRIALS		1,051	139	12%	1,190
NXGEN MDX LLC	3	1,090	87	7%	1,180
NORTH SHORE LONG ISLAND JEWISH HEALTH		1,114	41	4%	1,155
ASSURANCE SCIENTIFIC LABORATORIES	1	926	220	19%	1,147
BAPTIST HEALTH SOUTH FLORIDA - MIAMI BEACH URGENT CARE		970	150	13%	1,120
UNIVERSITY OF ALABAMA AT BIRMINGHAM		1,059	19	2%	1,078
THE HEALTHCARE DISTRICT OF PALM BEACH COUNTY	5	974	96	9%	1,075
PRIMEHEALTH URGENT CARE	1	829	238	22%	1,068
MARTIN HEALTH SYSTEM - ST LUCIE WEST		966	97	9%	1,063
BARDMOOR LABORATORY	1	894	123	12%	1,018
SCION LAB SERVICES LLC	4	906	61	6%	971
EMERGENCY PHYSICIANS MEDICAL CENTER		111	859	89%	970
NCH NORTHEAST	5	720	245	25%	970
CAPSTONE HEALTHCARE		653	315	33%	968
LABTECH DIAGNOSTIC		744	224	23%	968
FLORIDA MEDICAL CLINIC	1	654	301	31%	956
EPN URGENT CARE NAPLES	2	746	207	22%	955
BIOCERNA MAIN LAB	1	845	95	10%	941
LAB24 INC	3	272	656	70%	931
NYU HOSPITALS CENTER CLINICAL LABORATORIES		898	21	2%	919
EMERALD COAST URGENT CARE LLC		717	201	22%	918
PALMS MEDICAL GROUP	4	751	160	17%	915
TEMPUS CLINICAL LABORATORY	8	798	108	12%	914
EMERALD COAST URGENT CARE, LLC		654	244	27%	898
TOM LEE COMMUNITY HEALTH CENTER		577	319	36%	896
VERITOR		783	98	11%	881
COASTAL MED URGENT CARE		104	766	88%	870
MINUTECLINIC LLC # 0709		717	106	13%	823
FLORIDA HOSPITAL ORLANDO		743	74	9%	817
PATIENTS FIRST – THOMASVILLE ROAD		717	89	11%	806
ASCENSION ST VINCENT'S - CLAY		775	27	3%	802

COVID-19: testing by laboratory

Data through Nov 22, 2020 verified as of Nov 23, 2020 at 09:25 AM

Data in this report are provisional and subject to change.

The numbers in the table below represent the number of Florida and non-Florida residents for whom test results were received by the Department of Health. A person can be tested by more than one laboratory and can have both positive and negative results. **Therefore, the sum of the numbers in each column will be larger than the total number of people tested.**

Reporting lab	Inconclusive	Negative	Positive	Percent positive	Total
QDX PATHOLOGY SERVICES		616	183	23%	799
PHAROS HEALTH		621	167	21%	788
AMELIA EXPRESS CARE		510	265	34%	775
ELLENTON URGENT CARE		572	199	26%	771
STEWARD REFERENCE LABORATORY	1	481	287	37%	769
CAREFAST+		641	128	17%	769
NORTH FLORIDA PEDIATRICS-TALLAHASSEE		712	55	7%	767
COASTAL LABORATORIES		631	127	17%	758
MACDILL AIR FORCE BASE		707	51	7%	758
NCF DIAGNOSTICS & DNA TECHNOLOGIES LAB	26	622	105	14%	753
EMERALD COAST URGENT CARE		551	196	26%	747
DYNIX DIAGNOSTICS	2	520	204	28%	726
HISTOPATHOLOGY SERVICES, LLC		638	82	11%	720
DISNEY COVID TEST SITE		703	8	1%	711
NONE		308	401	57%	709
NITE LITE PEDIATRICS		226	464	67%	690
LENCO MEDICAL LABORATORY		668	20	3%	688
MINUTECLINIC LLC 5852		568	114	17%	682
ADVENT HEALTH LAB - ORLANDO		423	251	37%	674
MINI ER ADULT AND PEDIATRIC URGENT CARE		574	98	15%	672
PREMIER MEDICAL LABORATORY SERVICES	1	463	199	30%	663
CENTRA CARE		422	235	36%	657
MINUTECLINIC LLC #3631		544	108	17%	652
PHYSICIANS PRIMARY CARE		564	71	11%	635
VENICE REGIONAL MEDICAL CENTER		550	79	13%	629
DEPARTMENT OF CLINICAL LABS		618	7	1%	625
CARENOW URGENT CARE		433	187	30%	620
DYNIX DIAGNOSTIX		524	88	14%	612
MAVERICK LABS		431	177	29%	608
BAYA PHARMACY & URGENT CARE		82	521	86%	603
NCH HEALTHCARE SYSTEM MICROBIOLOGY LAB		1	599	100%	600
MEDFAST URGENT CARE CENTER		37	562	94%	599
PATIENTS FIRST - MAHAN DRIVE		164	434	73%	598
ADVENT HEALTH - DADE CITY		541	48	8%	589
BAY MEDICAL CENTER SACRED HEART HEALTH SYSTEM		454	135	23%	589
HOLIDAY CVS LLC DBA CVS PHARMACY #5155		570	16	3%	586
ADVENT HEALTH CENTRA CARE - MOUNT DORA		276	310	53%	586
GESSLER CLINIC		220	358	62%	578
ADVENT HEALTH CENTRA CARE - WATERFORD LAKES		480	92	16%	572
EXPRESS GENE MOLECULAR DIAGNOSTIC LABORATORY		2	570	100%	572
ARCPPOINT LABS OF FORT MYERS		465	104	18%	569
POINT OF CARE TESTING SITE		549	18	3%	567
VAVA PARTNERS LLC		156	407	72%	563
US BIOTEK LABORATORIES	2	400	160	28%	562
DONALD W ROBERTSON DO PA		426	131	24%	557
BAPTIST HEALTH SOUTH FLORIDA - COUNTRY WALK URGENT CARE EXPRESS		487	62	11%	549
BAPTIST HEALTHCARE - JAY HOSPITAL		431	115	21%	546

COVID-19: testing by laboratory

Data through Nov 22, 2020 verified as of Nov 23, 2020 at 09:25 AM

Data in this report are provisional and subject to change.

The numbers in the table below represent the number of Florida and non-Florida residents for whom test results were received by the Department of Health. A person can be tested by more than one laboratory and can have both positive and negative results. **Therefore, the sum of the numbers in each column will be larger than the total number of people tested.**

Reporting lab	Inconclusive	Negative	Positive	Percent positive	Total
TYNDALL AIR FORCE BASE		450	94	17%	544
SHELL POINT NURSING PAVILION	1	539			540
MICROGEN DX		161	375	70%	536
MC DIAGNOSTIC OF CONNECTICUT, PC #2220		450	78	15%	528
BAPTIST HEALTH - MD ANDERSON CANCER CENTER		522	3	1%	525
BAYFRONT HEALTH - CITRUS HILLS		466	59	11%	525
HOLY CROSS HOSPITAL LABORATORY			522	100%	522
BAPTIST HEALTH SOUTH FLORIDA - KEY BISCANE URGENT CARE EXPRESS		460	60	12%	520
ST ANNES NURSING CENTER		515	4	1%	519
PROHEALTH		216	303	58%	519
CAREFAST MURABELLA		446	68	13%	514
VETERANS AFFAIRS MEDICAL CENTER - JAMES A HALEY			509	100%	509
MEDEXPRESS URGENT CARE - ESTERO		458	50	10%	508
SOUTHEAST ALABAMA MEDICAL CENT		458	46	9%	504
ECCOLAB GROUP	1	139	362	72%	502
NAPLES URGENT CARE	1	360	141	28%	502
GENESIS LABORATORY MANAGEMENT	2	408	87	18%	497
MOLECULAR INFECTIOUS DISEASES		490	7	1%	497
NCF DIAGNOSTICS & DNA TECHNOLOGIES	15	187	295	59%	497
MANOR PINES CONVALESCENT CENTER LLC	1	485	6	1%	492
Tampa Lakes Health and Rehabilitation Center	2	422	60	12%	484
LAKE WALES MEDICAL CENTER INC		432	49	10%	481
SHORELINE PHYSICIAN GROUP		327	151	32%	478
GENE TOX WORLDWIDE	28	391	57	12%	476
TENNESSEE DOH - NASHVILLE	2	425	48	10%	475
PALACE NURSING HOME & REHAB CENTER		473	1	0%	474
ASCENSION SACRED HEART - GULF		375	99	21%	474
FLAGLER HOSPITAL	8	25	438	93%	471
MOUNT SINAI LABORATORY		451	18	4%	469
CVS HEALTH		336	128	28%	464
DOCTOR'S MEMORIAL HOSPITAL		354	106	23%	460
SEBASTIAN RIVER MEDICAL CENTER		368	88	19%	456
GULF COAST MOLECULAR LABORATORIES	11	368	67	15%	446
DAVITA LABORATORY		398	48	11%	446
STAGEZERO LIFE SCIENCES INC	1	415	29	7%	445
PARAMOUNT URGENT CARE - WINDERMERE		338	106	24%	444
PENSACOLA PEDIATRICS PA		371	71	16%	442
VETERANS AFFAIRS MEDICAL CENTER - BAY PINES		15	427	97%	442
HOLMES REGIONAL MEDICAL CENTER		4	435	99%	439
MINUTECLINIC, LLC DBA MINUTECLINIC #4717		428	10	2%	438
GENESIS MEDICAL LABORATORY	8	306	124	28%	438
EUROFINS NTD, LLC		405	33	8%	438
DOCTORS TEST CENTERS		369	68	16%	437
CLARITY LABS		372	62	14%	434
AVECINA MEDICAL JULINGTON	1	240	189	44%	430
MINUTECLINIC LLC #4415		362	67	16%	429
NATIONWIDE LABORATORY SERVICES INC	32	338	57	13%	427

COVID-19: testing by laboratory

Data through Nov 22, 2020 verified as of Nov 23, 2020 at 09:25 AM

Data in this report are provisional and subject to change.

The numbers in the table below represent the number of Florida and non-Florida residents for whom test results were received by the Department of Health. A person can be tested by more than one laboratory and can have both positive and negative results. **Therefore, the sum of the numbers in each column will be larger than the total number of people tested.**

Reporting lab	Inconclusive	Negative	Positive	Percent positive	Total
PRIMARY CARE OF THE TREASURE COAST		378	47	11%	425
SMA SPECIALTY MEDICAL LAB		112	309	73%	421
GARCIA CLINICAL LABORATORY		28	390	93%	418
MEMORIAL PEMBROKE 24/7 CARE CENTER		312	95	23%	407
ST JOHN'S NURSING CENTER		401	3	1%	404
CHARLES AIESI CONSULTING INC	1	368	32	8%	401
EMPIRE CITY LABORATORIES INC	2	335	57	14%	394
PARAMOUNT URGENT CARE - OVIEDO		224	167	43%	391
BARBER		13	377	97%	390
JOHN KNOX VILLAGE HEALTH CENTER		386	2	1%	388
NEW YORK HOSPITAL LABORATORIES	1	374	9	2%	384
UNIVERSITY OF WEST FLORIDA STUDENT HEALTH SERVICES		307	77	20%	384
NORTH OKALOOSA MEDICAL CENTER		244	140	36%	384
RIVER GARDEN HEBREW HOME FOR THE AGED		344	37	10%	381
Community_Health		306	74	19%	380
LEHIGH REGIONAL MEDICAL CENTER LAB		354	23	6%	377
THERADOC		152	224	60%	376
NEW PLANT CITY FAMILY CARE	1	191	183	49%	375
INTEGRITY LABORATORIES, LLC	1	282	88	24%	371
INTERLACHEN PEDIATRICS		345	24	7%	369
PARAMOUNT URGENT CARE - ORLANDO		235	129	35%	364
GULF COAST VILLAGE		358	5	1%	363
VILLA MARIA NURSING & REHAB CENTER INC		359	4	1%	363
HENDRY REGIONAL MEDICAL CENTER		107	254	70%	361
COASTAL PEDIATRIC GROUP		320	39	11%	359
KENDALL HEALTHCARE PROPERTIES DBA		356	1	0%	357
ADVENT HEALTH CENTRA CARE - WINTER PARK		229	127	36%	356
MID-FLORIDA PATHOLOGY		280	76	21%	356
ENZO CLINICAL LABS INC	1	343	10	3%	354
INFORM DIAGNOSTICS		349	5	1%	354
FOUNTAIN MANOR HEALTH AND REHAB CENTER	1	349	2	1%	352
The Sands at South Beach		351			351
THE HEALTH CENTER OF PLANT CITY		344	4	1%	348
BAYSHORE DIAGNOSTICS		309	37	11%	346
IGENOMIX USA LLC	6	306	33	10%	345
CENTRA CARE - SOUTH ORANGE		200	144	42%	344
TACACHALE CLINICAL LABORATORY		331	13	4%	344
PREMIER URGENT CARE OF BREVARD LLC		295	47	14%	342
MEDONE URGENT CARE CENTER		149	189	56%	338
SELECT REFERENCE LABORATORIES, LLC	1	325	11	3%	337
NEW YORK PRESBYTERIAN - CUMC CLINICAL		323	14	4%	337
PALM GARDEN OF OCALA		318	15	5%	333
ADVENT HEALTH CENTRA CARE - PORT ORANGE		29	304	91%	333
SANTA ROSA MEDICAL GROUP		287	45	14%	332
SANFORD LABORATORIES		311	20	6%	331
CLEWISTON NURSING AND REHABILITATION CENTER		328			328
CONSULATE HEALTH CARE OF NEW PORT RICHEY		317	4	1%	321

COVID-19: testing by laboratory

Data through Nov 22, 2020 verified as of Nov 23, 2020 at 09:25 AM

Data in this report are provisional and subject to change.

The numbers in the table below represent the number of Florida and non-Florida residents for whom test results were received by the Department of Health. A person can be tested by more than one laboratory and can have both positive and negative results. **Therefore, the sum of the numbers in each column will be larger than the total number of people tested.**

Reporting lab	Inconclusive	Negative	Positive	Percent positive	Total
MY CLINICAL LAB		225	95	30%	320
DOCTORS URGENT CARE LLC		268	52	16%	320
PRIMARY CARE SERVICES AT INDIAN RIVER ESTATES		316	1	0%	317
FLO-MEDILAB SERVICES		101	215	68%	316
LIFE CARE CENTER OF PENSACOLA		308	5	2%	313
ADVENT HEALTH - TAMPA		110	201	65%	311
GENESIS DIAGNOSTICS		221	89	29%	310
NORTH FLORIDA PEDIATRICS - LAKE CITY		207	103	33%	310
BAYFRONT HEALTH URGENT CARE LLC		276	33	11%	309
FIU-HEALTH AUXILIARY LABORATORY		290	19	6%	309
GENESIS MEDICAL LABORATORY MIAMI FL.		82	222	73%	304
ADVENT HEALTH CENTRA CARE - LEESBURG		13	290	96%	303
MANOR AT CARPENTERS		285	18	6%	303
NCH HEALTHCARE BONITA		218	84	28%	302
USAFSAM/PHE		173	128	43%	301
C.W. BILL YOUNG VA MEDICAL CENTER		12	289	96%	301
MINI ER AND URGENT CARE		195	106	35%	301
LAUDERDALE NURSING CENTER LLC	1	295	2	1%	298
BALDWIN PEDIATRICS	1	283	14	5%	298
CORE DIAGNOSTIC LABORATORIES LLC		220	77	26%	297
MEDEXPRESS URGENT CARE CAPE CORAL		254	41	14%	295
WEST GABLES HEALTH CARE CENTER		286	6	2%	292
TREE HOUSE PEDIATRICS		263	28	10%	291
PENSACOLA PEDIATRICS		249	41	14%	290
NORTHWEST MEDICAL CENTER CLINICAL LABORATORY		175	115	40%	290
MIDWAY SPECIALTY CARE CENTER	3	174	113	39%	290
AUBURN UNIVERSITY MEDICAL CLINIC		227	62	21%	289
HARTS HARBOR HEALTH CARE CENTER		288	1	0%	289
ACCU REFERENCE MEDICAL LAB		83	205	71%	288
COASTAL URGENT CARE		242	45	16%	287
SIPARADIGM, DIAGNOSTIC INFORMATICS		273	14	5%	287
VALENCIA HILLS HEALTH AND REHABILITATION CENTER		284	2	1%	286
UR MEDICINE LABS- CENTRAL LABORATORY		276	8	3%	284
MEDSCAN LABORATORY INC	1	158	123	44%	282
VETERANS AFFAIRS MEDICAL CENTER - GAINESVILLE		2	277	99%	279
ST ANDREWS BAY SKILLED NURSING &		278			278
LIFE CARE CENTER OF ORANGE PARK		277	1	0%	278
NORTH SHORE LIJ URGENT CARE PC		270	7	3%	277
PRUITT HEALTH-SANTA ROSA		275	2	1%	277
HILLCREST HEALTH CARE & REHABILITATION CENTER		275	2	1%	277
ADVENT HEALTH CENTRA CARE - LAKE MARY		82	193	70%	275
JACKSON MEMORIAL LONG TERM CARE CENTER		274			274
BIOCEPT		257	16	6%	273
SANTA ROSA CENTER FOR REHABILITATION AND HEALING		270	3	1%	273
PALM GARDEN OF PORT SAINT LUCIE		270	2	1%	272
LIFE CARE CENTER OF OCALA		272			272
BOCA BIOLISTICS REFERENCE LABORATORY	2	180	89	33%	271

COVID-19: testing by laboratory

Data through Nov 22, 2020 verified as of Nov 23, 2020 at 09:25 AM

Data in this report are provisional and subject to change.

The numbers in the table below represent the number of Florida and non-Florida residents for whom test results were received by the Department of Health. A person can be tested by more than one laboratory and can have both positive and negative results. **Therefore, the sum of the numbers in each column will be larger than the total number of people tested.**

Reporting lab	Inconclusive	Negative	Positive	Percent positive	Total
RUSKIN HEALTH CENTER		161	108	40%	269
LAKELAND REGIONAL HEALTH SYSTEMS INC		2	265	99%	267
FLORIDA HOSPITAL WAUCHULA		169	97	36%	266
EDEN SPRINGS NURSING AND REHAB CENTER		256	9	3%	265
SPECIALTY HEALTH AND REHABILITATION CENTER		241	23	9%	264
Victoria Nursing and Rehabilitation Center		260	3	1%	263
ADVENTHEALTH PROMPT CARE		89	174	66%	263
VITAE DIAGNOSTICS		252	8	3%	260
WOODLANDS MEDICAL SPECIALISTS		220	38	15%	258
ADVENT HEALTH CENTRA CARE - TITUSVILLE		43	215	83%	258
BRIDGEWATER PARK HEALTH AND REHAB		257	1	0%	258
FLORIDA WOMAN CARE LABORATORY LLC		232	26	10%	258
LIFEBRITE	1	112	142	56%	255
VETERANS AFFAIRS MEDICAL CENTER		38	217	85%	255
ED FRASER MEMORIAL HOSPITAL		193	61	24%	254
EMERALD SHORES HEALTH AND REHABILITATION		216	37	15%	253
LEE COUNTY EMERGENCY MEDICAL SERVICE		228	25	10%	253
LIFE CARE CENTER OF HILLIARD		246	5	2%	251
FISHERMENS HOSPITAL CLINICAL LAB		236	15	6%	251
VITAS HEALTHCARE CORPORATION OF FLA		249	2	1%	251
The Manor at Blue Water Bay		249	2	1%	251
NAVAL HOSPITAL - JACKSONVILLE		40	210	84%	250
BIOCERNA LLC	8	186	56	22%	250
CLIFFORD CHESTER SIMS VA NURSING HOME		241	8	3%	249
BALDOMERO LOPEZ STATE VETERANS NURSING HOME	2	247			249
QUALITOX LABORATORIES		105	144	58%	249
WHITE WILSON MEDICAL CENTER		22	226	91%	248
FLORIDA HOSPITAL MEDICAL GROUP		210	38	15%	248
KEYS AHEC SCHOOL MEDICAL CLINIC	3	219	26	10%	248
FERNANDINA BEACH REHAB AND NURSING		247			247
MARTIN MEMORIAL MEDICAL CENTER LAB		128	118	48%	246
CONSULATE HEALTHCARE OF KISSIMMEE		236	10	4%	246
SHELL POINT VILLAGE MEDICAL CENTER		246			246
FLORIDA HOSPITAL HEARTLAND MED CTR LAKE PLACID		184	61	25%	245
AURORA DIAGNOSTICS BERNHARDT LABORATORIES PATHOLOGY SERVICE		190	55	22%	245
Plantation Bay Rehabilitation Center		238	6	2%	244
VILLAGE AT VIENNA SQUARE,THE	6	236	2	1%	244
ADVENT HEALTH CENTRA CARE - PALM COAST		36	208	85%	244
MINUTECLINIC LLC, #10357		243	1	0%	244
ROSEWOOD HEALTHCARE & REHABILITATION CENTER		239	4	2%	243
SOLARIS HEALTHCARE CHARLOTTE HARBOR		238	5	2%	243
ADVENT HEALTH - CELEBRATION		229	12	5%	241
GOOD SAMARITAN		236	1	0%	237
JACKSON MEMORIAL PERDUE MEDICAL CENTER		231	5	2%	236
ASCEND CLINICAL	2	228	5	2%	235
MED FAST URGENT CARE CENTER		4	230	98%	234
HAINES CITY REHABILITATION AND NURSING CENTER		233	1	0%	234

COVID-19: testing by laboratory

Data through Nov 22, 2020 verified as of Nov 23, 2020 at 09:25 AM

Data in this report are provisional and subject to change.

The numbers in the table below represent the number of Florida and non-Florida residents for whom test results were received by the Department of Health. A person can be tested by more than one laboratory and can have both positive and negative results. **Therefore, the sum of the numbers in each column will be larger than the total number of people tested.**

Reporting lab	Inconclusive	Negative	Positive	Percent positive	Total
PHYSICIANS REGIONAL WALK-IN		173	58	25%	231
SOLARIS HEALTHCARE PARKWAY	1	228	1	0%	230
Quest Diag Unspecifd		164	65	28%	229
MEDEXPRESS FORT MYERS		169	59	26%	228
KEY WEST HEALTH AND REHAB	1	223	4	2%	228
ADVENT HEALTH CENTRA CARE - ALTAMONTE SPRINGS		136	91	40%	227
CORAL TRACE HEALTH CARE☐		226	1	0%	227
GOLDEN GLADES NURSING & REHABILITATION CTR		226			226
LIFE CARE CENTER OF NEW PORT RICHEY		212	13	6%	225
PALMETTO SUBACUTE CARE CENTER		223	2	1%	225
LEHIGH VALLEY GENOMICS			224	100%	224
MEDICAL VB		206	18	8%	224
PARAMOUNT URGENT CARE		44	180	80%	224
MINUTECLINIC LLC #5069		199	24	11%	223
INDIAN RIVER CTR, LLC		220	1	0%	221
ADDICTION LABS OF AMERICA		190	30	14%	220
DOCTORS URGENT CARE OF LUTZ LLC		170	50	23%	220
MEDICAL FP – WHOLE FAMILY HEALTH CENTER		215	4	2%	219
ST JUDE CHILDREN'S RESEARCH HOSPITAL		206	12	6%	218
UHEALTH CLINIC AT WALGREENS		178	35	16%	213
LAKE PORT SQUARE		200	13	6%	213
HEALTH CENTER AT BRENTWOOD	1	211			212
POCONO MEDICAL CENTER		212			212
NORTH FLORIDA PEDIATRICS PA - SUWANNEE		157	54	26%	211
SIGNATURE HEALTHCARE OF BROOKWOOD GARDENS		211			211
AVELLINO LAB USA, INC	1	204	5	2%	210
PRIMARY CARE SERVICES AT ST ANDREWS ESTATES		209			209
Marshall Health and Rehabilitation Center		207	2	1%	209
VITAS LUTHERAN TOWERS INPATIENT PROGRAM		203	1	0%	204
BAPTIST HEALTH EMERGENCY CENTER AT WEST CORAL WAY		157	45	22%	202
OCEAN VIEW NURSING AND REHAB CENTER		194	8	4%	202
SHORE ACRES CARE CENTER		196	6	3%	202
CONSULATE HEALTH CARE OF WINTER HAVEN		201			201
VAMC WEST PALM LAB		5	196	98%	201
COMMUNITY HEALTH CENTERS OF PINELLAS, INC.		3	197	99%	200
HOMESTEAD VILLAGE		199	1	1%	200
MINUTECLINIC LLC #5249		174	24	12%	198
DOH – INDIAN RIVER		167	31	16%	198
PATHGROUP LABS LLC		94	104	53%	198
LAKE EUSTIS HEALTH AND REHABILITATION CENTER		198			198
VETERANS AFFAIRS MEDICAL CENTER - LAKE CITY		52	145	74%	197
BUREAU OF CLINICAL LABORATORIES		161	36	18%	197
Taylor Care Center		193	2	1%	195
MALABAR/ADVENT CENTRA CARE		25	170	87%	195
SOUTHERN OAKS CARE CENTER	1	191	2	1%	194
FULGENT GENETICS	2	158	33	17%	193
Point of Care Testing	1	81	111	58%	193

COVID-19: testing by laboratory

Data through Nov 22, 2020 verified as of Nov 23, 2020 at 09:25 AM

Data in this report are provisional and subject to change.

The numbers in the table below represent the number of Florida and non-Florida residents for whom test results were received by the Department of Health. A person can be tested by more than one laboratory and can have both positive and negative results. **Therefore, the sum of the numbers in each column will be larger than the total number of people tested.**

Reporting lab	Inconclusive	Negative	Positive	Percent positive	Total
LIFE CARE PONTE VEDRA INC		190	2	1%	192
FAST TRACK URGENT CARE CENTER		1	190	99%	191
APP-UNIPATH, LLC	1	182	8	4%	191
MAYFLOWER ASSISTED LIVING		189			189
FAST TRACK URGENT CARE CENTER - CARROLLWOOD		1	185	99%	186
PARKS HEALTHCARE & REHABILITATION CTR	4	182			186
GRAND COURT TAMPA		186			186
PROTEUS MOLECULAR AND CLINICAL LAB	1	144	40	22%	185
HARDEE MANOR HEALTH CARE CENTER	1	182	1	1%	184
ST. JAMES BAY HEALTH AND REHABILITATION CENTER		183	1	1%	184
BAY VILLAGE OF SARASOTA INC		183	1	1%	184
BENTON PEDIATRICS INC		166	18	10%	184
PARAMOUNT URGENT CARE VILLAGES		128	55	30%	183
ASAP LAB LLC		95	86	48%	181
CONSULATE HEALTHCARE OF VERO BEACH	10	159	9	5%	178
FORT MYERS INTERNAL MEDICINE, LLC		165	13	7%	178
SUNRISE DIAGNOSTIC LABORATORY		134	44	25%	178
DOCTORS URGENT CARE		114	62	35%	176
TREASURE COAST COMMUNITY HEALTH	2	158	15	9%	175
CHIPOLA HEALTH AND REHAB		173	2	1%	175
FLORIDA CLINICAL LABORATORY-BIOREFERENCE LABORATORIES		55	120	69%	175
CENTRA CARE – AZALEA PARK		98	76	44%	174
Consulate Health Care of St. Petersburg		174			174
GATEWAY/ADVENT CENTRA CARE		2	172	99%	174
BLOCK, NATION, CHASE, AND SMOLEN FAMILY MEDICINE		127	47	27%	174
NEO GENOMICS - FORT MYERS	1	169	4	2%	174
PALM GARDEN OF GAINESVILLE	1	170	1	1%	172
MANOR CARE HEALTH SERVICES - FT MYERS		169	1	1%	170
DIAMOND RIDGE HEALTH AND REHABILITATION CENTER		169	1	1%	170
Premier Place at The Glenview		165	5	3%	170
WILLISTON CARE CENTER		170			170
ROSEN MEDICAL CENTER		155	15	9%	170
ADVENT HEALTH CENTRA CARE - WESLEY CHAPEL		4	166	98%	170
BUENA VISTA URGENT CARE		138	31	18%	169
PALM GARDEN OF VERO BEACH		167	2	1%	169
BLOUNTSTOWN REHABILITATION CENTER LLC		165	3	2%	168
CLIFFORD CHESTER SIMS STATE VETERANS		167	1	1%	168
PANAMA CITY DEVELOPMENTAL CENTER□		168			168
ST JAMES HEALTH AND REHABILITATION CENTER		166	1	1%	167
CRESTVIEW REHABILITATION CENTER		44	122	73%	166
PCB CLINIC		122	44	27%	166
PATIENTS FIRST LAKE ELLA MEDICAL CENTER		150	15	9%	165
ELLENTON PEDIATRICS		150	15	9%	165
RICARDO NAVARRO DO PA		154	10	6%	164
NIGHT LITE PEDIATRICS WINTER GARDEN		142	22	13%	164
ADVENT HEALTH CENTRA CARE - OVIEDO		63	101	62%	164
TUSKAWILLA NURSING AND REHAB CENTER	2	160	2	1%	164

COVID-19: testing by laboratory

Data through Nov 22, 2020 verified as of Nov 23, 2020 at 09:25 AM

Data in this report are provisional and subject to change.

The numbers in the table below represent the number of Florida and non-Florida residents for whom test results were received by the Department of Health. A person can be tested by more than one laboratory and can have both positive and negative results. **Therefore, the sum of the numbers in each column will be larger than the total number of people tested.**

Reporting lab	Inconclusive	Negative	Positive	Percent positive	Total
BRADENTON HEALTH CARE		163			163
FAIRWAY OAKS CENTER LLC	4	157	2	1%	163
MINUTECLINIC LLC #3463		144	19	12%	163
ADVENT HEALTH CENTRA CARE - DAYTONA BEACH		89	73	45%	162
VILLAGE DOCTORS FAMILY MEDICAL CENTER OF		136	25	16%	161
TIDE LABORATORIES		135	26	16%	161
ORANGE COUNTY HEALTH DEPT		153	7	4%	160
GREENBRIAR REHABILITATION AND NURSING CENTER	1	159			160
ADVENT HEALTH CENTRA CARE - ORMOND BEACH		55	105	66%	160
MINI ER WATERFORD LAKES, THE		146	13	8%	159
HEALTH FIRST - HOLMES REGIONAL MEDICAL CENTER		1	158	99%	159
BAPTIST HEALTH PRIMARY CARE	1	132	25	16%	158
WUESTHOFF REF LABORATORY			158	100%	158
USA HEALTH UNIVERSITY HOSPITAL CLINICAL LABORATORY	1	155	2	1%	158
HERON POINTE HEALTH AND REHABILITATION		157			157
THE MANOR AT CARPENTERS		124	32	21%	156
ARCHER HEALTH VENTURES, LLC		156			156
BROWNWOOD CARE CENTER		143	13	8%	156
Bay Breeze Senior Living and Rehabilitation Center		156			156
ANY LAB TEST NOW	1	88	67	43%	156
TIMBERRIDGE NURSING HOME & REHAB		123	32	21%	155
PRUITT HEALTH		153	2	1%	155
MOORINGS PARK INSTITUTE, INC, THE		153	1	1%	154
TIERRA PINES CENTER		153	1	1%	154
POLK COUNTY HEALTH DEPARTMENT		138	14	9%	152
UNIVERSITY OF TAMPA STUDENT HEALTH AND SHC CLINICAL LABORATORY		31	121	80%	152
LYNN HAVEN SPORTS COMPLEX-WALKON CLINIC		18	134	88%	152
LabCorp (Non-Interfaced)	1	81	69	46%	151
MINUTECLINIC LLC #7886		142	9	6%	151
INDIAN RIVER MEDICAL CENTER		139	12	8%	151
LABORATORY SPECIALISTS OF MICHIGAN		19	132	87%	151
MEDONE URGENT CARE AT ST. AUGUSTINE		16	133	89%	149
DIAMOND RIDGE		147	1	1%	148
DOCTORS CENTER,THE		121	26	18%	147
ADVENT HEALTH CENTRA CARE - ST. CLOUD		131	15	10%	146
PALMS OF SEBRING		135	11	8%	146
MINUTECLINIC LLC #5253		134	11	8%	145
BOND AND STEELE CLINIC PA		39	106	73%	145
PALM GARDEN OF JACKSONVILLE□		143	2	1%	145
FLORIDA GULF COAST UNIVERSITY		19	126	87%	145
CITRUS NURSING CENTER LLC		140	4	3%	144
PRECISION HEALTH RESOURCES, LLC	1	131	11	8%	143
Bayside Care Center	1	138	4	3%	143
LEE HEALTH CONVENIENT CARE - PAGE FIELD		111	32	22%	143
SIGNATURE HEALTHCARE OF NORTH FLORIDA		140	2	1%	142
CONSULATE HEALTH CARE OF BAYONET POINT	3	138	1	1%	142
FAWCETT MEMORIAL HOSPITAL-LAB		39	102	72%	141

COVID-19: testing by laboratory

Data through Nov 22, 2020 verified as of Nov 23, 2020 at 09:25 AM

Data in this report are provisional and subject to change.

The numbers in the table below represent the number of Florida and non-Florida residents for whom test results were received by the Department of Health. A person can be tested by more than one laboratory and can have both positive and negative results. **Therefore, the sum of the numbers in each column will be larger than the total number of people tested.**

Reporting lab	Inconclusive	Negative	Positive	Percent positive	Total
PALMETTTO FACILITY INC	1	140			141
MEDFAST URGENT CARE - ROCKLEDGE		25	116	82%	141
ENGLEWOOD HEALTHCARE AND REHABILITATION CENTER		141			141
W FRANK WELLS NURSING HOME		134	7	5%	141
HOSPITAL FOR SPECIAL SURGERY		139	1	1%	140
SPRINGTREE REHAB & HEALTH CARE CENTER		138			138
BEAR CREEK NURSING CENTER		138			138
PPC-LAB EDI ORCHARD BI		129	8	6%	137
AMERICAN PATHOLOGY PARTNERS		136	1	1%	137
ADVENT HEALTH CENTRA CARE - CARROLLWOOD		1	136	99%	137
SPECTOR SCIENTIFIC LAB	1	33	103	75%	137
VETERANS AFFAIRS MEDICAL CENTER - MIAMI			137	100%	137
GANDY CROSSING CARE CENTER		132	5	4%	137
BROOKSVILLE HEALTHCARE CENTER LLC		135	1	1%	136
PALM GARDEN OF WEST PALM BEACH		123	12	9%	135
CITRUS HEALTH AND REHAB		116	19	14%	135
IRL MARKET LAB ALACHUA		104	31	23%	135
MANOR AT BLUEWATER BAY		131	4	3%	135
Abbey Delray		135			135
MELBOURNE MEDICAL LABORATORY		90	45	33%	135
ORCHARD PARK HEALTH & REHABILITATION		134			134
PARAMOUNT URGENT CARE - CLERMONT		106	27	20%	133
PORT ST LUCIE REHABILITATION AND HEALTHCARE		98	35	26%	133
URGENT CARE OF THE PALM BEACHES		2	130	98%	132
CREEKSIDE CARE CENTER		116	16	12%	132
PALM BEACH COUNTY HEALTH DEPT LAB	1	129	2	2%	132
TGH		1	130	99%	131
INTEGRATED REGIONAL LABORATORIES		119	12	9%	131
AZALEA TRACE		127	4	3%	131
TAMARAC REHABILITATION & HEALTH CENTER		131			131
MEMPHIS PATHOLOGY LABORATORY	1	124	5	4%	130
URGENT CARE OF THE PALM BEACHES, NORTH PALM BEACH			130	100%	130
MANOR OAKS NURSING & REHAB CENTER		129	1	1%	130
KEYSTONE REHAB		129			129
Life Care Center of Punta Gorda	1	126	2	2%	129
REHABILITATION CENTER OF LAKE CITY		127	2	2%	129
BAPTIST PRIMARY CARE		111	18	14%	129
BMHSI-AEL MICROBIOLOGY LABORATORY	2	102	25	19%	129
RULEME CENTER	1	127	1	1%	129
LABORATORY OF FLORIDA		80	49	38%	129
PARKLANDS FACILITY INC	1	127			128
ROSEWOOD HEALTH AND REHABILITATION CENTER		124	4	3%	128
ADVENT HEALTH CENTRA CARE - DELAND		28	100	78%	128
The Inn at Sarasota Bay Club		126	1	1%	127
HARDEE COUNTY HEALTH DEPARTMENT		99	28	22%	127
GENE BY GENE		61	66	52%	127
MANDARIN PEDIATRICS		123	4	3%	127

COVID-19: testing by laboratory

Data through Nov 22, 2020 verified as of Nov 23, 2020 at 09:25 AM

Data in this report are provisional and subject to change.

The numbers in the table below represent the number of Florida and non-Florida residents for whom test results were received by the Department of Health. A person can be tested by more than one laboratory and can have both positive and negative results. **Therefore, the sum of the numbers in each column will be larger than the total number of people tested.**

Reporting lab	Inconclusive	Negative	Positive	Percent positive	Total
CENTRACARE		17	110	87%	127
CONSULATE HEALTH CARE OF MELBOURNE		126			126
SIGNATURE HEALTHCARE AT THE COURTYARD		93	32	26%	125
Signature HealthCare Center of Waterford		122	2	2%	124
ORLANDO HEALTH EMERGENCY DEPARTMENT		117	7	6%	124
RAINBOW RIVER MEDICAL LABORATORY		103	21	17%	124
THE CLUB AND REHABILITATION CENTER		123	1	1%	124
REFUAH HEALTH CENTER LABORATORY		120	3	2%	123
WOMEN'S CARE FLORIDA LABORATORY		120	3	2%	123
ADVENT HEALTH CENTRA CARE - LONGWOOD		22	101	82%	123
HOMESTEAD MANOR		122			122
NADAL PEDIATRICS - VICTORIA STREET (3385)		104	18	15%	122
BREVARD HEALTH ALLIANCE		5	117	96%	122
LIFE CARE CENTER OF ALTAMONTE SPRINGS		102	20	16%	122
FORT WALTON REHABILITATION CENTER		94	28	23%	122
REHABILITATION CENTER AT PARK PLACE		122			122
CAYUGA MEDICAL CENTER AT ITHACA		119	3	2%	122
HEATHER HILL HEALTHCARE CENTER		117	4	3%	121
GRAVITY DIAGNOSTICS, LLC		35	86	71%	121
ALL SEASONS NAPLES LLC		121			121
MEDEXPRESS URGENT CARE LEHIGH ACRES		86	35	29%	121
NSPIRE HEALTHCARE LAUDERHILL		120	1	1%	121
PARKVIEW HEALTH		121			121
MILLENNIUM LAB SERVICES			120	100%	120
ADVANCED MEDICAL CENTER		86	33	28%	119
ROLLINS COLLEGE WELLNESS CENTER		5	114	96%	119
ADVENT HEALTH CENTRA CARE -WINTER PARK KIDS URGENT CARE		60	59	50%	119
MATHISON RETIREMENT COMMUNITY		114	4	3%	118
MINUTECLINIC LLC #5854		103	15	13%	118
ALLSOUTH URGENT CARE			118	100%	118
PALM BAY HOSPITAL		3	115	97%	118
GENETWORKX		16	101	86%	117
BAYFRONT HEALTH MEDICAL GROUP		93	23	20%	116
HEALTHY STEPS PEDIATRICS		106	10	9%	116
PRECISION HEALTH RESOURCES LLC		93	22	19%	115
Destin Healthcare and Rehabilitation Center		115			115
COMMUNITY HEALTH AND REHABILITATION CENTER		111	4	3%	115
HUNT CLUB PEDIATRIC ASSOCIATES, P.A.		97	18	16%	115
BAYSIDE HEALTH AND REHABILITATION CENTER		115			115
DOCTORS MEMORIAL FAMILY MEDICINE	2	72	40	35%	114
WILLOW BROOKE COURT AT INDIAN RIVER ESTATES		112	1	1%	113
MEDIPATH		4	109	96%	113
NEIGHBORHOOD MEDICAL CENTER		108	5	4%	113
TERRACES OF LAKE WORTH CARE CENTER		112			112
STARKE FAMILY MEDICAL CENTER		99	13	12%	112
ALLIED HEALTH FORT PIERCE		112			112
COASTAL HEALTH AND REHAB		110	2	2%	112

COVID-19: testing by laboratory

Data through Nov 22, 2020 verified as of Nov 23, 2020 at 09:25 AM

Data in this report are provisional and subject to change.

The numbers in the table below represent the number of Florida and non-Florida residents for whom test results were received by the Department of Health. A person can be tested by more than one laboratory and can have both positive and negative results. **Therefore, the sum of the numbers in each column will be larger than the total number of people tested.**

Reporting lab	Inconclusive	Negative	Positive	Percent positive	Total
BAYVIEW CENTER		110	1	1%	111
NORTH FLORIDA REHABILITATION & SPECIALTY CARE☐		110			110
COCOA BEACH/ADVENT CENTRA		6	104	95%	110
TRI-COUNTY NURSING HOME		106	4	4%	110
HILLSBOROUGH COUNTY DEVELOPMENTAL CTR☐	1	108			109
FHMG-FLORIDA HOSPITAL MEDICAL GROUP		90	19	17%	109
LONGWOOD HEALTH AND REHABILITATION CENTER		103	6	6%	109
FORT PIERCE HEALTH CARE		109			109
GOOD SAMARITAN SOCIETY-DAYTONA		108	1	1%	109
PALM GARDEN OF AVENTURA		108			108
UNITED CLINICAL LABORATORIES		106	2	2%	108
BAYFRONT HEALTH ER PINELLAS PARK	1	70	36	34%	107
PADDOCK RIDGE		107			107
AMERICAN RESEARCH LABS		4	103	96%	107
ADVENT HEALTH CENTRA CARE - UNIVERSITY		14	92	87%	106
MEDFAST URGENT CARE CENTER - TITUSVILLE			106	100%	106
SABAL PALMS HEALTH AND REHAB		75	31	29%	106
GRAND OAKS HEALTH & REHABILITATION		106			106
MYTEST DIAGNOSTICS		103	3	3%	106
PALM GARDEN OF TAMPA		105			105
JACKSONVILLE BEACH PEDIATRIC CARE CENTER☐		99	5	5%	104
ADVENT HEALTH CENTRA CARE - BRANDON		29	75	72%	104
BAY VIEW HEALTHCARE		85	19	18%	104
LAB CORP	1	65	38	37%	104
ARTHREX MEDICAL CENTER		38	66	63%	104
AMERICAN FINNISH NURSING HOME	1	103			104
MEDFAST URGENT CARE CENTER - SARNO			103	100%	103
HEART OF FLORIDA REGIONAL MED CTR		32	71	69%	103
LIFE CARE CENTER AT WELLS CROSSING		89	13	13%	102
ADVENT HEALTH CENTRA CARE - SANFORD		28	74	73%	102
SUWANNEE VALLEY NURSING CENTER		102			102
UNIVERSITY MEDICAL CENTER SUITES		90	12	12%	102
MINUTECLINIC DIAGNOSTIC OF RHODE ISLAND, LLC #729		98	4	4%	102
EVANS HEALTH CARE		99	2	2%	101
MEDFAST URGENT CARE - MELBOURNE			101	100%	101
MIDWAY SPECIATLY CARE CENTER		52	49	49%	101
GRAVITY DIAGNOSTICS		41	60	59%	101
ELMHURST HOSPITAL CENTER	1	97	2	2%	100
CAPE CANAVERAL HOSPITAL			100	100%	100
CENTRA CARE - HUNTER'S CREEK		46	54	54%	100
CLINICAL PATHOLOGY LABS		1	98	99%	99
NORTH FLORIDA/SOUTH GEORGA VETERANS HEALTH SYSTEM			99	100%	99
ADVENT HEALTH CENTRA CARE - COLONIAL TOWN		52	47	47%	99
FL HUD DESTIN, LLC D/B/A GRAND BOULEVARD HEALTH		99			99
ARCADIA HEALTH AND REHABILITATION CENTER		99			99
MATHISON RETIREMENT COMMUNITY, INC		99			99
TUSCAN GARDENS OF VENETIA MANAGEMENT COMPANY		98			98

COVID-19: testing by laboratory

Data through Nov 22, 2020 verified as of Nov 23, 2020 at 09:25 AM

Data in this report are provisional and subject to change.

The numbers in the table below represent the number of Florida and non-Florida residents for whom test results were received by the Department of Health. A person can be tested by more than one laboratory and can have both positive and negative results. **Therefore, the sum of the numbers in each column will be larger than the total number of people tested.**

Reporting lab	Inconclusive	Negative	Positive	Percent positive	Total
CENTRAL FLORIDA HEALTH CARE		46	52	53%	98
FLORIDA DEPARTMENT OF HEALTH		82	16	16%	98
SHOAL CREEK REHABILITATION CENTER		71	27	28%	98
DOCTOR'S IN HOUSE LABORATORY		12	86	88%	98
LabCorp L#09258090 M#09258105		66	32	33%	98
GLADES HEALTH CARE CENTER		97			97
HEALTH CENTERS AT BRENTWOOD		96	1	1%	97
FLORIDA COMMUNITY HEALTH CENTERS INC			97	100%	97
POINT WASHINGTON MEDICAL CLINIC		1	95	99%	96
PROVIDENCE HOSPITAL LABORATORY		92	4	4%	96
BAYSHORE MEMORY CARE□		96			96
Consulate Healthcare of West Palm Beach		93	3	3%	96
renaissance health and rehabilitation center		95			95
GLOBAL CENTRAL LABS AT PPD	2	87	6	6%	95
THE TERRACE OF KISSIMMEE		80	15	16%	95
CARENOW URGENT CARE – FORT PIERCE		82	13	14%	95
ADVENT HEALTH CENTRA CARE		1	94	99%	95
ASTON GARDENS AT PELICAN MARSH		94	1	1%	95
DIAGNOSTIC SOLUTIONS		3	91	97%	94
HMA SANTA ROSA MEDICAL CENTER LLC DBA		87	7	7%	94
PARRISH MEDICAL CENTER		24	70	74%	94
SUNFLOWER SPRINGS ASSISTED LIVING		91	3	3%	94
DEPARTMENT OF HEALTH & HUMAN SERVICES		94			94
CHATHAM GLEN HEALTHCARE AND REHABILITATION CENTER		93			93
MOBILE INFIRMARY MED CENTER PATH LAB		83	10	11%	93
PEDIATRIC ASSOCIATES ORLANDO		81	12	13%	93
WOODBIDGE FACILITY INC		92	1	1%	93
CARENOW	1	63	29	31%	93
Consulate Health Care of North Fort Myers		93			93
HOPE HOSPICE AND COMMUNITY SERVICES INC	1	88	3	3%	92
DXTERITY DIAGNOSTICS	1	90			91
SILVERCREST HEALTH AND REHABILITATION CENTER	1	88	2	2%	91
UNIVERSITY OF MIAMI		1	90	99%	91
ACCESS POINT HEALTHCARE URGENT & PRIMARY CARE		54	36	40%	90
MICHAEL A MIDDLETON MD PA□		89	1	1%	90
JEFFERY WEINZWEIG		2	87	98%	89
FLORIDA HEALTH CARE PLANS			89	100%	89
Whispering Oaks	1	85	3	3%	89
MEADOWCREST FAMILY PHYSICIANS		69	20	22%	89
PREMIER URGENT CARE OF BREVARD		2	87	98%	89
COQUINA CENTER		88	1	1%	89
Parkview Rehabilitation Center at Winter Park		87	1	1%	88
PACIFIC ANALYTICS			88	100%	88
WIMAUMA COMMUNITY HEALTH CENTER		68	20	23%	88
ABBOTT LABORATORIES		60	28	32%	88
ADVENT HEALTH CENTRA CARE - WATERMAN		78	10	11%	88
AVERO DIAGNOSTICS		64	24	27%	88

COVID-19: testing by laboratory

Data through Nov 22, 2020 verified as of Nov 23, 2020 at 09:25 AM

Data in this report are provisional and subject to change.

The numbers in the table below represent the number of Florida and non-Florida residents for whom test results were received by the Department of Health. A person can be tested by more than one laboratory and can have both positive and negative results. **Therefore, the sum of the numbers in each column will be larger than the total number of people tested.**

Reporting lab	Inconclusive	Negative	Positive	Percent positive	Total
GOVERNOR'S CREEK HEALTH & REHABILITATION		87	1	1%	88
BRANDON HEALTH AND REHABILITATION CENTER	1	85	1	1%	87
LITTLE PINE PEDIATRICS		72	15	17%	87
EDGEWOOD NURSING CENTER		87			87
TIFFANY HALL NURSING AND REHAB CENTER		87			87
PROHEALTH MEDICAL CLINIC		1	85	99%	86
MEDFAST URGENT CARE CENTER - COCOA			86	100%	86
LONGWOOD FAMILY PRACTICE		74	12	14%	86
ADVENT HEALTH CENTRA CARE - TEMPLE TERRACE		36	50	58%	86
NAVY HOSPITAL			85	100%	85
ABBIEJEAN RUSSELL CARE CENTER		85			85
TRADITION MEDICAL CENTER LABORATORY		48	37	44%	85
W. FRANK WELLS NURSING HOME		84	1	1%	85
FLORIDA KEYS PEDIATRICS & ADOLESCENT CENTER		82	3	4%	85
Chatsworth at PGA National, LLC		84			84
SAINTS 120 LLC		84			84
TRI COUNTY NURSING HOME		83	1	1%	84
PINES OF SARASOTA GARDEN		84			84
MEDFAST URGENT CARE CENTER - COCOA BEACH			84	100%	84
QUICK CARE MED PL	2	72	10	12%	84
SOUTH BALDWIN REGIONAL MEDICAL CENTER		80	3	4%	83
MEDFAST URGENT CARE CENTER - WICKHAM			83	100%	83
SEMINOLE COUNTY HEALTH DEPARTMENT		66	17	20%	83
NCRNC INC		83			83
WESTCHESTER MEDICAL CENTER		82	1	1%	83
PERSONALIZED GENETIC TESTING		1	81	99%	82
SMILEY MEDICAL GROUP		57	25	30%	82
GOLDEN GATE FAMILY CLINIC		13	69	84%	82
LAB		29	53	65%	82
PIONEER CLINICAL LAB, LLC		70	12	15%	82
THE PAVILION FOR HEALTH CARE		72	10	12%	82
AVENTURA REHAB AND NURSING CENTER		82			82
MONTEFIORE MEDICAL CENTER LABORATORIES - MOSES		74	7	9%	81
KALEIDA HEALTH CENTER FOR LABORATORY		76	5	6%	81
PALM GARDEN OF WINTER HAVEN		66	14	18%	80
HURLBURT FIELD CLINIC		39	41	51%	80
DEVANSH LAB WERKS INC		68	12	15%	80
FELLOWSHIP HOME AT THE FAIRWAY LLC		79			79
SEMINOLE NURSING PAVILION		72	7	9%	79
EDGEWATER AT WATERMAN VILLAGE		78			78
PEDIATRICS OF CENTRAL FLORIDA PA	3	71	4	5%	78
FAST TRACK URGENT CARE CENTER - RIVERVIEW			78	100%	78
PRIMECARE OF DOTHAN		54	24	31%	78
FINLAY CLINICAL LABORATORY		26	52	67%	78
MEDEXPRESS URGENT CARE HUDSON			78	100%	78
VETERANS AFFAIRS MEDICAL CENTER - PALO ALTO		28	50	64%	78
SILVER CREEK SENIOR LIVING COMMUNITY		77			77

COVID-19: testing by laboratory

Data through Nov 22, 2020 verified as of Nov 23, 2020 at 09:25 AM

Data in this report are provisional and subject to change.

The numbers in the table below represent the number of Florida and non-Florida residents for whom test results were received by the Department of Health. A person can be tested by more than one laboratory and can have both positive and negative results. **Therefore, the sum of the numbers in each column will be larger than the total number of people tested.**

Reporting lab	Inconclusive	Negative	Positive	Percent positive	Total
UCC - WELLINGTON			77	100%	77
NITE LITE PEDIATRICS – JACKSONVILLE		75	2	3%	77
CBS LABS OF TAMPA LLC		3	74	96%	77
TRUE NORTH HEALTH NAVIGATION LLC DBA DISPATCHHEALTH	1	60	16	21%	77
ORANGE CITY NURSING AND REHAB		75	2	3%	77
DYNAMIC MEDICAL USA			76	100%	76
REGENTS PARK AT AVENTURA		75			75
NOAH CLINICAL LABORATORY		63	11	15%	74
OAKS OF KISSIMMEE HEALTH AND REHABILITATION CENTER		74			74
NORTH FLORIDA PEDIATRICS PA		70	4	5%	74
Heritage Healthcare at Tallahassee		74			74
BOSTON RED SOX CLUB LP		74			74
UNIVERSITY HEALTH SYSTEM INC		66	7	10%	73
CONSULATE HEALTH CARE – LAKE MARY		72	1	1%	73
NORTH FLORIDA PEDIATRICS - MARIANNA		49	24	33%	73
FAST TRACK URGENT CARE CENTER - WESTCHASE			73	100%	73
HOLY CROSS HOSPITAL		1	72	99%	73
MEDEXPRESS LUTZ			73	100%	73
PALM HARBOR PHARMACY		59	14	19%	73
MEDFAST URGENT CARE - TITUSVILLE			72	100%	72
PHYSICIAN ASSOCIATES		63	9	13%	72
CAREMOUNT MEDICAL - PATHOLOGY		70	2	3%	72
PROVISTA DIAGNOSTICS, INC		70	1	1%	71
REGENCY CARE OF BLOUNTSTOWN LLC		66	5	7%	71
AMMON LABS		61	10	14%	71
Madison Health and Rehabilitation Center		41	30	42%	71
HEALTH CARE DISTRICT OF PALM BEACH COUNTY MAIN OFFICE	1	9	61	86%	71
CONSULATE HEALTH CARE OF SARASOTA□		71			71
SCOTT LAKE HEALTH AND REHABILITATION CENTER		71			71
WINDSOR REFLECTIONS		71			71
ADVANCED LAB		67	4	6%	71
WHITE PLAINS HOSPITAL CENTER LAB		71			71
QPS, LLC		69	1	1%	70
Highlands Regional Hospital		63	7	10%	70
MINUTECLINIC LLC #5190		65	5	7%	70
SUNCOAST COMMUNITY HEALTH CENTERS PEDIATRICS		21	49	70%	70
HIGHLANDS MEDICAL CENTER		68	2	3%	70
ADVENT HEALTH CENTRA CARE - CITRUS PARK		8	62	89%	70
THE PALACE NURSING AND REHABILITATION CENTER		70			70
NSPIRE HEALTHCARE TAMARAC		68	1	1%	69
FAIR HAVENS CENTER, OPCO		67	2	3%	69
HERITAGE HEALTHCARE AND REHABILITATION CENTER		69			69
SIMED LABORATORY		57	12	17%	69
ADVENT HEALTH CENTRA CARE - ORANGE CITY		4	65	94%	69
BROWARD HEALTH MEDICAL CENTER		3	66	96%	69
SARAPATH DIAGNOSTICS			68	100%	68
MEYER PEDIATRICS		59	9	13%	68

COVID-19: testing by laboratory

Data through Nov 22, 2020 verified as of Nov 23, 2020 at 09:25 AM

Data in this report are provisional and subject to change.

The numbers in the table below represent the number of Florida and non-Florida residents for whom test results were received by the Department of Health. A person can be tested by more than one laboratory and can have both positive and negative results. **Therefore, the sum of the numbers in each column will be larger than the total number of people tested.**

Reporting lab	Inconclusive	Negative	Positive	Percent positive	Total
SARNO EXTENDED HOURS		42	26	38%	68
DAVID SCOTT MADWAR MD PA		65	3	4%	68
TALLAHASSEE NHHI LLC		67	1	1%	68
MAGNOLIA DIAGNOSTIC		1	66	99%	67
ST MARK ASSISTED LIVING CENTER	1	58	8	12%	67
AEL- MEMPHIS		17	50	75%	67
TRENTON MEDICAL CENTER INC DBA PALMS MEDICAL GROUP	2	56	9	13%	67
GROWING TOGETHER PEDIATRICS LLC		64	3	4%	67
PALM GARDEN OF CLEARWATER		64	2	3%	66
SOLARIS HEALTHCARE OSCEOLA		64	2	3%	66
CATHOLIC HEALTH SYSTEM DEPT LABORATORY		65	1	2%	66
MEDEX MEDICAL EXPRESS OF PALATKA			65	100%	65
FHMG FLORIDA HOSPITAL MEDICAL GROUP		54	11	17%	65
Oakhurst Center		64			64
VIERA HOSPITAL			64	100%	64
ISLAND HEALTH AND REHABILITATION CENTER		64			64
BAYA POINTE NURSING AND REHABILITATION		1	63	98%	64
HAVEN OF OUR LADY OF PEACE		64			64
PEDIATRICS OF GREATER ORLANDO		58	6	9%	64
FIRST CHOICE PEDIATRICS SEMORAN		59	4	6%	63
APC PEDIATRICS AT RYE ROAD MEDICAL PARK		63			63
NORTHEAST FLORIDA NEUROLOGY CLINICS, INC		57	6	10%	63
RDV SPORTSPLEX PEDIATRICS		50	13	21%	63
KEYS MEDICAL GROUP			63	100%	63
PLANTATION GENERAL HOSPITAL CLINICAL LAB		26	37	59%	63
FIRST CHOICE PEDIATRICS		56	7	11%	63
EISENHOWER ARMY MEDICAL CENTER		59	4	6%	63
OUT OF STATE		40	23	37%	63
SIGNATURE HEALTHCARE OF PORT CHARLOTTE		63			63
HIALEAH SHORES NURSING AND REHAB CENTER		62			62
Solaris HealthCare Imperial		61	1	2%	62
MAIN STREET MEDICAL CENTER			62	100%	62
PROMEDICA LABORATORIES		18	44	71%	62
RIDGEWOOD DIAGNOSTIC LABORATORY		60	2	3%	62
EXOSOME DIAGNOSTICS		58	4	6%	62
NOMIHEALTH LAB SERVICES		3	59	95%	62
SOUTH BALDWIN MEDICAL CENTER GULF SHORES		52	10	16%	62
ADVENT HEALTH CENTRA CARE - WINTER GARDEN		11	51	82%	62
AFC URGENT CARE SEMINOLE			62	100%	62
HEALTH FIRST - PALM BAY HOSPITAL		2	59	97%	61
COVANCE CLINICAL RESEARCH UNIT INC		60	1	2%	61
CL BRUMBACK PRIMARY CARE CLINICS		16	45	74%	61
TREASURE COAST MEDICAL ASSOCIATES		1	60	98%	61
Timberidge Center for Rehabilitation and Healing		42	19	31%	61
EMERALD COAST HOSPICE		60	1	2%	61
SOUTH GEORGIA MEDICAL CENTER		48	12	20%	60
WADSWORTH HEALTH CENTER		57	3	5%	60

COVID-19: testing by laboratory

Data through Nov 22, 2020 verified as of Nov 23, 2020 at 09:25 AM

Data in this report are provisional and subject to change.

The numbers in the table below represent the number of Florida and non-Florida residents for whom test results were received by the Department of Health. A person can be tested by more than one laboratory and can have both positive and negative results. **Therefore, the sum of the numbers in each column will be larger than the total number of people tested.**

Reporting lab	Inconclusive	Negative	Positive	Percent positive	Total
OAK HAMMOCK AT THE UNIVERSITY OF FLORIDA		60			60
EXACT SCIENCES LABORATORIES, LLC		15	45	75%	60
ADVENT HEALTH CENTRA CARE - AZALEA PARK		46	14	23%	60
STONY BROOK UNIVERSITY MEDICAL CENTER		55	5	8%	60
AMELIA MEDICAL CARE		2	57	97%	59
MANOR CARE OF NAPLES FL LLC		59			59
MEDFAST URGENT CARE - EDGEWATER		2	57	97%	59
INTERNAL LAB		50	8	14%	58
LABFIRST - DEPARTMENT OF PATHOLOGY		57	1	2%	58
HUNTSVILLE HOSPITAL LABORATORY		43	15	26%	58
ADVENT HEALTH CENTRA CARE - KISSIMMEE		25	33	57%	58
ADVENT HEALTH CENTRA CARE - POINCIANA		19	38	67%	57
LAB PLUS, LLC AT SAINT THOMAS WEST HOSPITAL		45	12	21%	57
MILLENIUM PHYSICIANS GROUP		1	56	98%	57
AMERICAN FAMILY MEDICAL		47	10	18%	57
SEASIDE HEALTH AND REHABILITATION CENTER		2	55	96%	57
ADVENT HEALTH CENTRA CARE - WINTER HAVEN		29	27	48%	56
OPTUM LABS LLC		10	46	82%	56
CENTRAL BALDWIN IMMEDIATE CARE & FAMILY PRACTICE		43	13	23%	56
STONY BROOK SOUTHAMPTON		55	1	2%	56
LAKELAND REGIONAL HEALTH - PWC/OB			56	100%	56
DIAGNOSTIC LABORATORY OF OKLAHOMA		46	10	18%	56
ASSOCIATED CLINICAL LABORATORIES		54	2	4%	56
SOLARIS HEALTHCARE LAKE CITY		34	22	39%	56
24 HOUR PEDIATIC CARE CENTER		53	3	5%	56
THE CANOPY AT BERRYHILL		55			55
OCALA FAMILY MEDICAL CENTER INC		49	6	11%	55
MINUTECLINIC DIAGNOSTIC OF SOUTH CAROLINA, LLC		50	5	9%	55
SONATA HUNTERS CREEK		47	8	15%	55
MV MEDICAL PRACTICE DBA PRIMARY URGENT CARE		54	1	2%	55
RIVERS FAMILY MEDICINE PA		49	6	11%	55
FAST TRACK URGENT CARE CENTER - SOUTH TAMPA			55	100%	55
NORTH PORT REHABILITATION AND NURSING CENTER		54	1	2%	55
QUICK CARE MED PL CR		52	3	5%	55
ST VINCENT'S BIRMINGHAM		53	1	2%	54
BROWARD HEALTH CORAL SPRINGS EPIDEMIOLOGY DEPT			54	100%	54
EAST ALABAMA MEDICAL CENTER LABORATORY		46	8	15%	54
UNITED LABORATORY SERVICES CORPORATION		38	16	30%	54
MD 365 MEDICAL CARE		53	1	2%	54
MILLER BIOCONNECT		43	11	20%	54
F&T MEDICAL RESEARCH, INC		54			54
CLERMONT HEALTH AND REHAB		40	14	26%	54
CITRUS MEMORIAL HEALTH SYSTEM LAB		2	52	96%	54
TIFFANY HALL NURSING AND REHAB		44	10	19%	54
ERIE COUNTY MEDICAL CTR CLINICAL LABS		52	1	2%	53
DELTONA HEALTH CARE		44	9	17%	53
FAST TRACK URGENT CARE CENTER - BRANDON			53	100%	53

COVID-19: testing by laboratory

Data through Nov 22, 2020 verified as of Nov 23, 2020 at 09:25 AM

Data in this report are provisional and subject to change.

The numbers in the table below represent the number of Florida and non-Florida residents for whom test results were received by the Department of Health. A person can be tested by more than one laboratory and can have both positive and negative results. **Therefore, the sum of the numbers in each column will be larger than the total number of people tested.**

Reporting lab	Inconclusive	Negative	Positive	Percent positive	Total
BUFFALO CROSSING HEALTHCARE & REHABILITATION CTR		53			53
PHYSICIANS PRIMARY CARE LAB		38	15	28%	53
JACKSONVILLE KIDS PEDIATRICS, PLLC		46	7	13%	53
ETHOS WELLNESS PHARMACY		48	5	9%	53
BENTON HOUSE AT OAKLEAF		51	2	4%	53
FINLAY CLINICAL LABORATORY INC		28	25	47%	53
PINELLAS CARE CENTER		38	15	28%	53
MIAMI BEACH COMMUNITY HEALTH CENTER			53	100%	53
SARASOTA CO. HEALTH DEPT # 58		40	13	25%	53
GRANDE, THE		52			52
PHYSICIAN PARTNERS PERRY		34	18	35%	52
ADVENT HEALTH		49	3	6%	52
FLOMEDILAB		19	33	63%	52
ASCENSION SACRED HEART BAY LABORATORY		49	3	6%	52
TREE HOUSE PEDIATRICS PLLC		49	3	6%	52
PARKSIDE INN		52			52
LAKE VIEW CARE CENTER AT DELRAY		51	1	2%	52
NEW YORK CITY DEPARTMENT OF HEALTH & MENTAL		48	4	8%	52
Advent health care center Celebration		50	2	4%	52
CENTRA CARE - CONWAY		20	32	62%	52
ARCPOINT LABS OF CORAL SPRINGS FL		48	4	8%	52
MD LABS		29	22	43%	51
ADVENT HEALTH - PALM HARBOR ER		38	13	25%	51
WIREGRASS DIRECT PRIMARY CARE PLLC		45	6	12%	51
YOUR FAMILY WALK-IN CLINIC			51	100%	51
WASHINGTON REHABILITATION AND NURSING CENTER		51			51
SOLARIS HEALTHCARE DAYTONA		51			51
WELLNOW URGENT CARE PC		50			50
J AND G MEDICAL GROUP LLC		44	6	12%	50
PRIMEHEALTH URGENT CARE INC		46	4	8%	50
GENPATH			50	100%	50
USF HEALTH MORSANI CENTER		5	45	90%	50
EAST LAKE PEDIATRICS		14	36	72%	50
JACKSONVILLE NURSING AND REHAB CENTER		50			50
NSPIRE HEALTHCARE MIAMI LAKES		50			50
NXGEN MDX		19	31	62%	50
SOLARIS SENIOR LIVING NORTH NAPLES		48	1	2%	49
AMBULATORY SURGERY CENTER OF BOCA RATON LTD		49			49
MIAMI SHORES NURSING & REHAB		49			49
USF		1	48	98%	49
CSL PLASMA		18	31	63%	49
GULFVIEW MEDICAL INSTITUTE		49			49
BAY CENTER HURRICANE SHELTER		48			48
EMBRY RIDDLE AERONAUTICAL UNIVERSITY HEALTH SERVICES			48	100%	48
LUTHERAN HAVEN		46	2	4%	48
NITE LITE PEDIATRICS - PORT ST. LUCIE		42	6	13%	48
FAST TRACK URGENT CARE CENTER - WESLEY CHAPEL			48	100%	48

COVID-19: testing by laboratory

Data through Nov 22, 2020 verified as of Nov 23, 2020 at 09:25 AM

Data in this report are provisional and subject to change.

The numbers in the table below represent the number of Florida and non-Florida residents for whom test results were received by the Department of Health. A person can be tested by more than one laboratory and can have both positive and negative results. **Therefore, the sum of the numbers in each column will be larger than the total number of people tested.**

Reporting lab	Inconclusive	Negative	Positive	Percent positive	Total
KORGENE LAB		18	30	63%	48
BIOIQ			48	100%	48
SUNCOAST OPTIMAL WELLNESS		4	44	92%	48
GATEWAY CARE CENTER		47			47
EAGLES WATCH CLUSTER		38	9	19%	47
ATRIUM AT LIBERTY PARK		46	1	2%	47
INTERLAB		1	46	98%	47
ALLIANCE PEDIATRICS		24	23	49%	47
COMMUNITY HEALTH CENTERS OF PINELLAS INC		1	45	98%	46
ANCIENT CITY PEDIATRICS		46			46
DOCTORS MEMORIAL HOSPITAL		21	25	54%	46
EAST MANATEE FAMILY	1	1	44	96%	46
PREMIER PLACE HEALTHCARE AT THE GLENVIEW		46			46
H LEE MOFFITT CANCER CENTER MICRO		46			46
ST. CLOUD MEDICAL GROUP		46			46
SOFT CELL LABORATORIES		44	2	4%	46
ADVENT HEALTH - PALM COAST			46	100%	46
THE WELLNESS CENTER AT LAKEWOOD RANCH			46	100%	46
VILLAGE DOCTORS OF KEYSTONE		38	8	17%	46
NATIONS BEST FAMILY HEALTH CARE		20	26	57%	46
SERANADES BY SONATA WEST ORANGE		44	2	4%	46
VETERANS AFFAIRS MEDICAL CENTER - GULF COAST		27	19	41%	46
BIODESIX, INC.		38	8	17%	46
ADVENT HEALTH CENTRA CARE - EAST ORLANDO		20	26	57%	46
MOBILE PHYSICIAN SERVICES INC		45			45
SOUTHPORT SQUARE HARBOUR HEALTH		45			45
PRIMARY CARE SOUTH INC			45	100%	45
CHILDREN'S HOSPITAL OF ALABAMA		44	1	2%	45
ALLIANCE OF PHYSICIANS AGAINST COVID-19			44	100%	44
PEDIATRICS OF CENTRAL FLORIDA – SAINT CLOUD	2	40	2	5%	44
EDGEWATER AT WATERMAN VILLAGE,THE		44			44
MOOSEHAVEN LIFE CARE CENTER		44			44
SUN COUNTRY PEDIATRICS PLLC	1	40	3	7%	44
URGENT CARE TCMA			44	100%	44
WILSON MEMORIAL REGIONAL MEDICAL CENTER		43	1	2%	44
ST FRANCIS HOSPITAL		38	6	14%	44
BRANCH MEDICAL CLINIC			43	100%	43
NORTH SHORE UNIVERSITY HOSPITAL LABORATORY		41	2	5%	43
MED EXPRESS		1	42	98%	43
SANDY RIDGE CENTER FOR REHABILITATION AND HEALING		42	1	2%	43
ADVENT HEALTH - LAKE MARY		35	8	19%	43
DBI HEALTH INC		40	2	5%	42
ALLEGRO		42			42
SPRING HILL HEALTH AND REHABILITATION CENTER		31	11	26%	42
DOUGLAS T JACOBSON STATE VETERANS HOME		42			42
HEALTH FIRST - CAPE CANAVERAL HOSPITAL			42	100%	42
QUOTIENT SCIENCES			42	100%	42

COVID-19: testing by laboratory

Data through Nov 22, 2020 verified as of Nov 23, 2020 at 09:25 AM

Data in this report are provisional and subject to change.

The numbers in the table below represent the number of Florida and non-Florida residents for whom test results were received by the Department of Health. A person can be tested by more than one laboratory and can have both positive and negative results. **Therefore, the sum of the numbers in each column will be larger than the total number of people tested.**

Reporting lab	Inconclusive	Negative	Positive	Percent positive	Total
ISLAND COAST PEDIATRICS		41	1	2%	42
FHMG LAKE MARY PEDS		39	2	5%	41
GENEDX		32	9	22%	41
LASER & SURGERY CENTER OF THE PALM BEACHES☐		41			41
LENOX HILL HOSPITAL		37	4	10%	41
ARCPPOINTS LABS		37	4	10%	41
ADVENT HEALTH - MOUNT DORA		6	35	85%	41
PALMS MEDICAL GROUP HIGH SPRINGS		40	1	2%	41
EVENT MED SERVICES LABORATORY		41			41
FLORIDA HOSPITAL NEW SMYRNA		4	37	90%	41
PEDIATRICS OF CENTRAL FLORIDA KISSI		33	8	20%	41
GV NAPLES OPCO, LLC		41			41
TROY REGIONAL MEDICAL CENTER		33	8	20%	41
DE LUNA HEALTH AND REHABILITATION CENTER		40			40
PRIDE DIAGNOSTICS		24	16	40%	40
CLINICAL RESEARCH SEQUENCING PLATFORM		8	31	79%	39
ARBOR TRAIL		39			39
ADVENTHEALTH MEDICAL GROUP PROMPT CARE		31	8	21%	39
DAYSPRING SENIOR LIVING		39			39
ORLANDO HEALTH AND REHAB CENTER		4	35	90%	39
HEARTLAND PEDIATRICS OF LAKE WALES		36	3	8%	39
RDX BIOSCIENCE			39	100%	39
CAPITAL REGIONAL MEDICAL CENTER		2	36	95%	38
FIRST CHOICE URGENT CARE		10	28	74%	38
EPN URGENT CARE			38	100%	38
SMA LAB		6	32	84%	38
24/7 PEDIATRIC CARE CENTERS INC		37	1	3%	38
AFC PHYSICIANS OF FLORIDA		37	1	3%	38
RAINBOW PEDIATRICS PC LLC / BREAKFAST POINT		38			38
JOSEPH L MORSE GERIATRIC CENTER	2	36			38
LUIS A GHIGLINO MD PA		38			38
HOMEWOOD RESIDENCE AT FREEDOM PLAZA		37	1	3%	38
ADVENT HEALTH - ORLANDO		35	3	8%	38
NO FLORIDA PEDIATRICS, PA		38			38
BAY COUNTY JAIL ANNEX		33	5	13%	38
PEDIATRIC CARE CENTER- JACKSONVILLE BEACH		11	27	71%	38
BAPTIST MEDICAL CENTER SOUTH		28	10	26%	38
VISITING PHYSICIANS ASSOCIATION		34	4	11%	38
KENDALL REGIONAL MEDICAL CENTER LAB	3		34	92%	37
ADVENTHEALTH CENTRA CARE MOUNT DORA		28	9	24%	37
PRECISION HEALTH SOLUTIONS LAB		9	28	76%	37
HUNTINGTON HOSPITAL LABORATORY		36	1	3%	37
UNIVERSITY OF ALABAMA		34	3	8%	37
ONE MILO		37			37
BOULEVARD REHABILITATION CENTER		24	13	35%	37
DAIRY ROAD URGENT CARE		14	23	62%	37
TUSCAN GARDENS OF PALM COAST		36			36

COVID-19: testing by laboratory

Data through Nov 22, 2020 verified as of Nov 23, 2020 at 09:25 AM

Data in this report are provisional and subject to change.

The numbers in the table below represent the number of Florida and non-Florida residents for whom test results were received by the Department of Health. A person can be tested by more than one laboratory and can have both positive and negative results. **Therefore, the sum of the numbers in each column will be larger than the total number of people tested.**

Reporting lab	Inconclusive	Negative	Positive	Percent positive	Total
BVL/LITTLE ANGEL PEDIATRICS		36			36
WESLEY HAVEN VILLA		36			36
BROAD INSTITUTE CLINICAL SEQUENCING RESEARCH PLATFORM	1	32	3	8%	36
WINDSOR OAKS		36			36
MOLECULAR TESTING LABS		3	33	92%	36
SUNY UPSTATE MEDICAL UNIVERSITY		32	4	11%	36
NEW YORK PRESBYTERIAN - QUEENS DIAGNOSTIC		35	1	3%	36
FLORIDA MEDICAL CLINIC PA		34	2	6%	36
POPLAR HEALTHCARE PLLC	1	11	24	67%	36
PONCE THERAPY CARE CENTER		33	3	8%	36
LAKELAND REGIONAL HEALTH LAKE MIRIAM		3	32	91%	35
BRONX LEBANON HOSPITAL-MEDICAL CENTER		34	1	3%	35
ROCHESTER GENERAL HOSPITAL LABORATORY		34	1	3%	35
P23 LABS		35			35
MICRO PATH LABORATORIES INC		35			35
IRL		4	31	89%	35
Guardian Care Nursing and Rehabilitation Center		35			35
SABAL DIRECT PRIMARY CARE, PA		33	2	6%	35
SOUTHEAST ALABAMA MEDICAL CENTER			35	100%	35
FHMG_CTR FOR SENIOR HEALTH		30	5	14%	35
CONEY ISLAND HOSPITAL		34	1	3%	35
ADVENT HEALTH - FISH MEMORIAL		2	33	94%	35
BAYSHORE PATHOLOGY		34	1	3%	35
HARBOUR HEALTH CENTER		33	1	3%	34
NEXT MOLECULAR ANALYTICS		4	30	88%	34
EXPERTUS LABORATORIES INC		13	21	62%	34
ALTAMONTE PEDIATRIC ASSOCIATES		30	4	12%	34
HOBDAIR FAMILY HEALTH LLC		22	12	35%	34
CENTRA CARE – APOPKA			34	100%	34
BORLAND GROOVER CLINIC	1	27	6	18%	34
RITECARE MED CTR H			34	100%	34
FLORIDA HEALTH CARE PLAN INC		2	32	94%	34
LECONTE MEDICAL CENTER LAB		26	7	21%	33
BioReference Laboratories, Inc		6	27	82%	33
PEDIATRICS IN BREVARD PA		26	7	21%	33
John Knox Village of Florida ALF		33			33
DOH-WEST PALM BEACH BRANCH LABORATORY		1	32	97%	33
AHSE ROP		32	1	3%	33
ADVENT HEALTH CENTRA CARE - HUNTERS CREEK		1	32	97%	33
ACCURATE DIAGNOSTIC LAB		32	1	3%	33
FAMILY EXTENDED CARE OF WINTER HAVEN		33			33
PINNACLES PEDS CARE PA		33			33
AFC URGENT CARE CLEARWATER		1	32	97%	33
UNIVERSITY OF CENTRAL FLORIDA HEALTH SERVICES		33			33
AYERS NURSING AND REHABILITATION CENTER		33			33
ST AUGUSTINE PEDIATRIC ASSOC		30	2	6%	32
RASHDA ALBIBI M.D. P.A.		30	2	6%	32

COVID-19: testing by laboratory

Data through Nov 22, 2020 verified as of Nov 23, 2020 at 09:25 AM

Data in this report are provisional and subject to change.

The numbers in the table below represent the number of Florida and non-Florida residents for whom test results were received by the Department of Health. A person can be tested by more than one laboratory and can have both positive and negative results. **Therefore, the sum of the numbers in each column will be larger than the total number of people tested.**

Reporting lab	Inconclusive	Negative	Positive	Percent positive	Total
A COUNTRY PLACE ASSISTED LIVING FACILITY		32			32
BENTON HOUSE OF ST. JOHNS		32			32
AFC URGENT CARE TYRONE			32	100%	32
Q ANSWER LAB	1	4	27	84%	32
PALMS EDGE		32			32
REGENTS PARK OF BOCA RATON□		31	1	3%	32
ST. MARYS MEDICAL CENTER		1	31	97%	32
INDIGO MANOR□		11	21	66%	32
WESTMINSTER ST AUGUSTINE		32			32
HOLZER HEALTH CENTER			32	100%	32
CARRINGTON PLACE OF ST PETE LLC		31	1	3%	32
SARATOGA HOSPITAL LABORATORY		30	2	6%	32
ADVANCED AMBULATORY SURGERY CENTER		31			31
PRMG - EAST NAPLES		23	8	26%	31
Cross Landings Health and Rehabilitation		31			31
CYPRESS COVE CARE CENTER			31	100%	31
WASHINGTON HEIGHTS NYC LAB		30	1	3%	31
PALMETTO FAMILY HEALTHCARE		8	23	74%	31
ASCENSION MEDICAL GROUP			31	100%	31
DIGNITY HEALING, LLC		30	1	3%	31
GRAND OAKS OF JENSEN BEACH LLC□		31			31
ADVENTHEALTH CENTRA CARE LONGWOOD		28	3	10%	31
JUPITER MEDICAL CENTER URGENT CARE			31	100%	31
DISCOVERY COMMONS AT BRADENTON		31			31
MOLECULAR DIAGNOSTICS		1	30	97%	31
QUEENS HOSPITAL CENTER		30	1	3%	31
PHYSICIAN ASSOCIATES LLC		26	5	16%	31
ADVENT HEALTH - LAKE NONA		28	3	10%	31
DOH		16	14	47%	30
MIDWAY PRIMARY CARE, LLC		30			30
REGENCY PARK ASSISTED LIVING FACILITY		29	1	3%	30
AMEERAH LABS			30	100%	30
CHIPOLA MEDICAL ASSOCIATES, LLC		20	10	33%	30
HERITAGE WATERSIDE		27	3	10%	30
STEINHATCHEE FAMILY MEDICAL CENTER□		27	3	10%	30
FLAGLER COUNTY HEALTH DEPARTMENT		29	1	3%	30
HARBORCHASE OF VERO BEACH		27	3	10%	30
TGH URGENT CARE – SEMINOLE			30	100%	30
ORLANDO HEALTH CENTER FOR REHABILITATION		30			30
P4CLINICAL	3	2	24	83%	29
BAYFRONT MEDICAL		23	6	21%	29
PHOSPHORUS DIAGNOSTICS		27	2	7%	29
FLORIDA HEALTH CARE		4	25	86%	29
FLORIDA HOSPITAL		21	8	28%	29
LIFE CARE CENTER OF WINTER HAVEN		17	12	41%	29
WELL HEALTH WORKS		28	1	3%	29
WUESTHOFF MEMORIAL HOSPITAL			29	100%	29

COVID-19: testing by laboratory

Data through Nov 22, 2020 verified as of Nov 23, 2020 at 09:25 AM

Data in this report are provisional and subject to change.

The numbers in the table below represent the number of Florida and non-Florida residents for whom test results were received by the Department of Health. A person can be tested by more than one laboratory and can have both positive and negative results. **Therefore, the sum of the numbers in each column will be larger than the total number of people tested.**

Reporting lab	Inconclusive	Negative	Positive	Percent positive	Total
WESTWOOD NURSING AND REHABILITATION		28	1	3%	29
J FRANK AVEY MD		23	6	21%	29
PATRICK AIR FORCE BASE		1	28	97%	29
VILLA MARIA WEST SKILLED NURSING FACILITY		29			29
LOURDES HOSPITAL INC		27	2	7%	29
HENDRY REGIONAL MEDICAL CENTER CLINICAL LABORATORY		27	1	4%	28
LONGLEAF DIAGNOSTIC LABORATORIES		3	25	89%	28
ADVENTIST HEALTH SYSTEM FLORIDA		23	5	18%	28
SANFORD MOBILE LAB PGA TOUR		27	1	4%	28
MINUTECLINIC DIAGNOSTIC OF RHODE ISLAND, LLC #1544		27	1	4%	28
IPSUM DIAGNOSTICS			28	100%	28
PruittHealth Santa Rosa		25	3	11%	28
PHYSICIANS REGIONAL CLINIC		18	10	36%	28
ADVENT HEALTH - LAKE WALES		20	8	29%	28
BIOFIRE		7	21	75%	28
EAST LAKE PEDIATRICS PA		25	3	11%	28
ELLENTON PEDIATRICS PA		25	3	11%	28
NAPLES PEDIATRICS INC□		27	1	4%	28
BOND CLINIC		3	25	89%	28
Heartland Healthcare of Ft. Myers		28			28
BOND CLINIC PA		1	27	96%	28
AVECINA MOBILE		28			28
PALM BAY URGENT CARE		5	22	81%	27
AVON PARK PEDIATRICS INC		25	2	7%	27
UCLA HEALTHCARE CLINICAL LABS		23	4	15%	27
SUNCOAST LABS			27	100%	27
MEDFAST URGENT CARE CENTERS LLC			27	100%	27
EAST NEW YORK DIAGNOSTIC AND TREATMENT		27			27
JACKSON HEALTH SYSTEM		1	26	96%	27
LabCorp L#09258130 M#09258125		10	17	63%	27
ADVENT HEALTH - ALTAMONTE SPRINGS		22	5	19%	27
BENTON HOUSE OF ST JOHNS		27			27
PECONIC BAY MEDICAL CENTER LABORATORY		23	4	15%	27
PALM GARDEN OF JACKSONVILLE		26	1	4%	27
CDC		17	10	37%	27
FOUNTAIN INN NURSING & REHABILITATION CTR, INC		27			27
OAKTREE HEALTHCARE			27	100%	27
CENTURY CENTER FOR REHABILITATION & HEALING		16	10	38%	26
THE MINIER URGENT CARE		20	6	23%	26
TRADITIONAL HOME CARE INC		26			26
SANTA BARBARA CARE CENTER		16	10	38%	26
ADVENTHEALTH CENTRA CARE WATERFORD LAKES		4	22	85%	26
CHILDRENS MEDICAL ASSOCIATION		20	6	23%	26
VILLAS OF HOLLY BROOK - BRADENTON 14TH		26			26
PALM RIVER COMMUNITY HEALTH CENTER		22	4	15%	26
MONCRIEF ARMY HEALTH CLINIC			26	100%	26
COMPREHENSIVE CHILDCARE		20	6	23%	26

COVID-19: testing by laboratory

Data through Nov 22, 2020 verified as of Nov 23, 2020 at 09:25 AM

Data in this report are provisional and subject to change.

The numbers in the table below represent the number of Florida and non-Florida residents for whom test results were received by the Department of Health. A person can be tested by more than one laboratory and can have both positive and negative results. **Therefore, the sum of the numbers in each column will be larger than the total number of people tested.**

Reporting lab	Inconclusive	Negative	Positive	Percent positive	Total
CRAIG BERGER MD PL D/B/A BAY AREA EYE INSTITUTE		26			26
ADVENT HEALTH CENTRA CARE - SAND LAKE		2	24	92%	26
LOOP PEDIATRICS		22	4	15%	26
LOOP PEDIATRICS PA		24	2	8%	26
FAST TRACK URGENT CARE CENTER - SEMINOLE			26	100%	26
CHILDREN MED CARE INC		24	2	8%	26
CENTERSTONE OF FLORIDA☐		24	2	8%	26
MEDICAL CONSULTANTS OF FLORIDA LLC		25	1	4%	26
ESCAMBIA COUNTY JAIL		16	9	36%	25
HEALTH FIRST - VIERA HOSPITAL		1	24	96%	25
COLOR GENOMICS, INC.		23	2	8%	25
NORTHWELL HEALTH PLAINVIEW HOSPITAL LABORATORY		22	3	12%	25
ADVENT HEALTH CENTRA CARE - LAKE BUTLER BOULEVARD			25	100%	25
CONNECTICUT DEPARTMENT OF HEALTH		22	3	12%	25
URGENT CARE & WELLNESS CENTER		3	22	88%	25
ST. CLOUD HOSPITAL		20	5	20%	25
STUART URGENT CARE			25	100%	25
PERSONAL PEDIATRICS		23	2	8%	25
FLORIDA DEPARTMENT OF HEALTH IN POLK COUNTY		25			25
BAY VUE NURSING AND REHABILITATION CENTER		25			25
SANITAS		4	21	84%	25
MAINSTREET FAMILY URGENT CARE		1	24	96%	25
FAMILY EXTENDED CARE OF CENTRAL TAMPA		25			25
PROMPT CARE OF CENTRAL FLORIDA			25	100%	25
WINTER GARDEN REHAB AND NURSING CENTER		24			24
COURTYARDS OF ORLANDO		24			24
CORAL GABLES NURSING & REHABILITATION CENTER		21	3	13%	24
MED ONE AT SAINT AUGUSTINE		20	4	17%	24
GRACE PEDIATRICS		18	6	25%	24
WESTMINSTER WOODS ON JULINGTON CREEK		22	2	8%	24
MADWAR		19	5	21%	24
WELLNOW URGENT CARE		23	1	4%	24
CDR MAGUIRE - MIAMI BEACH CC MISSION 17388		2	22	92%	24
University Hills health and Rehabilitation		15	9	38%	24
TRUGENX		1	23	96%	24
AVENTIS BIO-SERVICES CTL		24			24
ATLANTIC URGENT CARE		11	13	54%	24
FAMILY CARE PARTNERS		14	10	42%	24
UNIPATH		17	7	29%	24
AFC URGENT CARE FAMILY CARE			24	100%	24
BAY EDUCATORS WELLNESS CENTER		13	11	46%	24
LABORATORY DYNAMICS		20	4	17%	24
ROCKLEDGE REGIONAL MEDICAL CENTER		18	6	25%	24
ECOLAB GROUP		4	20	83%	24
NEOGENOMICS LABORATORIES INC		24			24
CATHOLIC HEALTH SERVICES REGIONAL LAB		20	4	17%	24
TRINITY AL SENIOR HOUSING LLC☐		23	1	4%	24

COVID-19: testing by laboratory

Data through Nov 22, 2020 verified as of Nov 23, 2020 at 09:25 AM

Data in this report are provisional and subject to change.

The numbers in the table below represent the number of Florida and non-Florida residents for whom test results were received by the Department of Health. A person can be tested by more than one laboratory and can have both positive and negative results. **Therefore, the sum of the numbers in each column will be larger than the total number of people tested.**

Reporting lab	Inconclusive	Negative	Positive	Percent positive	Total
MINNESOTA TWINS		23			23
SENIOR HEALTH OF WINTER PARK DUNDEE		23			23
PARK WEST MEDICAL CENTER		22	1	4%	23
THE TERRACE OF JACKSONVILLE		3	20	87%	23
TARPON POINT NURSING AND REHABILITATION CENTER		23			23
TGH URGENT CARE – TYRONE		1	22	96%	23
UF HEALTH NORTH JACKSONVILLE			23	100%	23
HEALTH FIRST ADVENTHEALTH CENTRA CARE TITUSVILLE		23			23
COOPER FAMILY MEDICAL, PLLC		19	4	17%	23
VILLAGE PLACE NH LLC		21	2	9%	23
DAYSPRING VILLAGE		23			23
PENNSYLVANIA DEPT OF HEALTH		19	4	17%	23
ISLAND COAST PEDIATRICS PA		22	1	4%	23
Concordia Village of Tampa AL		23			23
UNIVERSITY HILLS HEALTH AND REHABILITATION CENTER		18	5	22%	23
IMA MEDICAL GROUP POINCIANA		11	12	52%	23
WAVE CREST HEALTH AND REHABILITATION CENTER		23			23
COLLIER HMA PHYSICIAN MANAGEMENT LLC		18	5	22%	23
EXPRESS CARE OF BELLEVIEW		23			23
MEDEXPRESS URGENT CARE - GOLDEN GATE		2	21	91%	23
GRAND ST PAUL CVS		23			23
FHMG–FLORIDA HOSPITAL MEDICAL GROUP		19	3	14%	22
EGL GENETIC DIAGNOSTICS		1	21	95%	22
FIRST CHOICE PEDIATRICS LOOP		20	2	9%	22
MEDEXPRESS URGENT CARE - CLEWISTON			22	100%	22
MINUTE CLINIC INCORPORATE		18	4	18%	22
CLEVELAND CLINIC FOUNDATION		11	11	50%	22
WUESTHOFF MEDICAL CENTER-MELBOURNE			22	100%	22
DIACARTA INC.		22			22
MD 365 MEDICAL CARE PLLC		22			22
SUNTREE INTERNAL MEDICINE		22			22
PENSACOLA PEDIATRICS - PACE		16	6	27%	22
BROOKDALE UNIVERSITY HOSPITAL		21	1	5%	22
CARDIOLOGY AND MEDICINE ASSOCIATES		18	4	18%	22
MEDLOGIC, LLC		3	19	86%	22
QHC UPSTATE MEDICAL PC		18	4	18%	22
REDI-MED WALK-IN FAMILY CARE			22	100%	22
NORTH FLORIDA PEDIATRICS PA - DUVAL		21	1	5%	22
FLORIDA PEDIATRICS		6	16	73%	22
HENNEPIN COUNTY MEDICAL CENTER (HCMC)		12	10	45%	22
MOBILE DIVISION LABORATORY		7	15	68%	22
MINUTE CLINIC LLC #2216		20	1	5%	21
SUNQUEST		3	18	86%	21
STATE LAB		2	19	90%	21
CENTRA CARE – SAND LAKE			21	100%	21
CLINICAL PATHOLOGY LABORATORIES SOUTHEAST			21	100%	21
PULMONARY SPECIALISTS OF THE PALM BEACHES		15	6	29%	21

COVID-19: testing by laboratory

Data through Nov 22, 2020 verified as of Nov 23, 2020 at 09:25 AM

Data in this report are provisional and subject to change.

The numbers in the table below represent the number of Florida and non-Florida residents for whom test results were received by the Department of Health. A person can be tested by more than one laboratory and can have both positive and negative results. **Therefore, the sum of the numbers in each column will be larger than the total number of people tested.**

Reporting lab	Inconclusive	Negative	Positive	Percent positive	Total
CLYDE E LASSEN STATE VETERANS NURSING HOME		19	2	10%	21
ADVENTHEALTH MEDICAL GROUP FAMILY MEDICINE AT		16	5	24%	21
PONTE VEDRA GARDENS		21			21
ADVENT HEALTH CENTRA CARE - SOUTH ORANGE		8	13	62%	21
MADISON COUNTY MEMORIAL HOSP		12	9	43%	21
ADVENT HEALTH CENTRA CARE - APOPKA NORTH		10	11	52%	21
ST JUDE CHILDRENS RESEARCH HOSPITAL		21			21
BAPTIST HEALTH SOUTH FLORIDA - WEST BOCA URGENT CARE			21	100%	21
PENSACOLA DEVELOPMENTAL CENTER		5	16	76%	21
PATHGROUP			21	100%	21
STATEN ISLAND UNIVERSITY HOSPITAL-POUCH		21			21
VASSAR BROTHERS MEDICAL CENTER LABORATORY		20	1	5%	21
ST. ANNE'S NURSING CENTER & RESIDENCE		21			21
IQBAL A FARUQUI MD		16	5	24%	21
NO FLORIDA PEDIATRICS, PA - BRADFORD		20	1	5%	21
CENTRA CARE – LAKE NONA		3	18	86%	21
BOCA BIOLISTIC REFERENCE LAB			21	100%	21
KEY PRIMARY CARE			21	100%	21
life Care Center of Melbourne		9	11	55%	20
BROWARD HEALTH MEDICAL CENTER CLINICAL LAB			20	100%	20
EXCEL PEDIATRICS		9	11	55%	20
SOUTHERN LABORATORY		3	17	85%	20
EVERLYWELL		13	7	35%	20
MEDICAL EXPRESS CORP		18	2	10%	20
UPMC CHAUTAUQUA AT WCA LABORATORY		19	1	5%	20
FLORIDA DEPARTMENT OF HEALTH CLAY COUNTY			20	100%	20
WHITE WILSON MEDICAL IMMEDIATE CARE NICEVILLE			20	100%	20
GOOD SAMARITAN CENTER		20			20
CRONOS CLINICAL LABORATORY		20			20
CORAL GABLES HOSPITAL			20	100%	20
THE CHAPPEL GROUP RESEARCH		20			20
LATE HOURS URGENT CARE		7	13	65%	20
MONTEFIORE NEW ROCHELLE HOSPITAL		19	1	5%	20
INTERNATIONAL MEDICAL LABORATORY		20			20
MINUTECLINIC DIAGNOSTIC OF RHODE ISLAND, LLC #212		20			20
DOC SMILEYS URGENT CARE LLC			20	100%	20
CARENOW - DOWNTOWN NORTH GULCH		20			20
LABORATORY ALLIANCE OF CENTRAL NEW YORK		19	1	5%	20
EXPRESS URGENT CARE LLC			20	100%	20
PEDIATRIC SPECIALISTS MEDICAL GROUP	1	18	1	5%	20
PORT CHARLOTTE REHABILITATION CENTER		18	2	10%	20
HEALTH PARK CARE CENTER		19			19
TAYLORVILLE FAMILY MEDICINE		14	5	26%	19
REDITUS LABORATORIES			19	100%	19
ESOTERIX GENETIC LABORATORIES		16	3	16%	19
MARTIN ACQUISITION 1 LLC DBA		19			19
BAYVIEW MEDICAL		19			19

COVID-19: testing by laboratory

Data through Nov 22, 2020 verified as of Nov 23, 2020 at 09:25 AM

Data in this report are provisional and subject to change.

The numbers in the table below represent the number of Florida and non-Florida residents for whom test results were received by the Department of Health. A person can be tested by more than one laboratory and can have both positive and negative results. **Therefore, the sum of the numbers in each column will be larger than the total number of people tested.**

Reporting lab	Inconclusive	Negative	Positive	Percent positive	Total
MEDCOMP SCIENCES			19	100%	19
CL BRUMBACK PRIMARY CARE CLINIC LANTANA		1	18	95%	19
INTEGRATED REGIONAL LABORATORIES - LARGO			19	100%	19
TRADITIONAL HOME HEALTH OF PALM BEACH INC		19			19
STEWARD MEDICAL GROUP			19	100%	19
METRO KNOXVILLE HMA		18	1	5%	19
FLORIDA PEDIATRIC GROUP		5	14	74%	19
LAB INTERMARKET FACILITY LAB		1	18	95%	19
STONE WASH CLINICAL LABORATORIES		2	17	89%	19
HEALTHY MINORS, LLC.		19			19
The Grove Health and Rehabilitation		12	7	37%	19
VILLAGE ON THE ISLE☐		17	2	11%	19
LONG ISLAND JEWISH MED CTR		18	1	5%	19
MED HEALTH SERVICES		18	1	5%	19
INTERCOASTAL MEDICAL GROUP			19	100%	19
MILLENNIUM PHYSICIAN GROUP LLC		18	1	5%	19
ADVANCED MEDICAL GROUP			18	100%	18
BIG BOCA SMILES LLC☐		17	1	6%	18
ADVENTHEALTH EXPRESS CARE		1	17	94%	18
MOORINGS PARK OAKSTONE AT GREY OAKS		17	1	6%	18
CHARTER SENIOR LIVING OF PANAMA CITY BEACH		18			18
PruittHealth Panama City		18			18
NORTH FLORIDA PEDIATRICS		17	1	6%	18
TPCA CLINICAL LABORATORIES		15	3	17%	18
TOTAL RENAL LABORATORIES INC		13	5	28%	18
ZON BEACHSIDE LLC☐		15	3	17%	18
MADISON CORE LABORATORIES		17	1	6%	18
CENTRAL FLORIDA HEALTH CARE INC		2	16	89%	18
BETHUNE-COOKMAN UNIVERSITY			18	100%	18
XPRESS WELLNESS URGENT CARE			18	100%	18
POARCH BANC CREEK INDIANS TRIBAL HEALTH DEPARTMENT			18	100%	18
MINUTE CLINIC, LLC DBA MINUTECLINIC #4505		17	1	6%	18
CROSSWINDS HEALTH AND REHABILITATION CENTER		18			18
ST PETER'S BENDER LABORATORY		18			18
HEALTH CENTRAL PARK		18			18
ADVENT HEALTH - LAKE MARY PEDIATRICS		12	6	33%	18
SEVEN RIVERS REGIONAL MEDICAL CENTER		5	13	72%	18
Solaris Healthcare Coconut Creek		18			18
NEW SMYRNA BEACH URGENT CARE			18	100%	18
EC OPCO CARROLLWOOD LLC		13	5	28%	18
CENTRA CARE - DR. PHILLIPS		1	17	94%	18
CONSOLIDATED LAB SERVICES		8	9	53%	17
ISLAND URGENT CARE PLLC DBA AFC URGENT CARE		16	1	6%	17
ASCENSION ST VINCENT'S PRIMARY CARE			17	100%	17
GOOD SAMARITAN HOSPITAL LABORATORY		14	3	18%	17
CARENOW URGENT CARE - LAKE MARY			17	100%	17
SUWANNEE HEALTH AND REHABILITATION CENTER		17			17

COVID-19: testing by laboratory

Data through Nov 22, 2020 verified as of Nov 23, 2020 at 09:25 AM

Data in this report are provisional and subject to change.

The numbers in the table below represent the number of Florida and non-Florida residents for whom test results were received by the Department of Health. A person can be tested by more than one laboratory and can have both positive and negative results. **Therefore, the sum of the numbers in each column will be larger than the total number of people tested.**

Reporting lab	Inconclusive	Negative	Positive	Percent positive	Total
MINUTECLINIC, LLC #08366		15	2	12%	17
Glades West Rehabilitation and Nursing Center		17			17
CLERMONT ADVENTHEALTH CENTRA CARE			17	100%	17
HUNT CLUB PEDIATRIC ASSOCIATES PA		16	1	6%	17
WALK IN MEDICAL URGENT CARE		17			17
FHMG- FLORIDA HOSPITAL MEDICAL GROUP		12	5	29%	17
UNION MEDICAL CARE		17			17
PRACTICE MANAGEMENT OF AMERICA, INC.		1	16	94%	17
AZALEA TRACE PHYSICIAN SERVICES		17			17
UVMMC MICROBIOLOGY		16	1	6%	17
SOUTHSIDE HOSPITAL NORTHWELL HEALTH LABORATORY		16	1	6%	17
GASTROENTEROLOGY ASSOCIATES OF PENSACOLA PA		16	1	6%	17
DAVID LAWRENCE CENTER		15	2	12%	17
BARRY UNIVERSITY STUDENT HEALTH SERVICES		9	8	47%	17
CAREMED INTERNAL MEDICINE			17	100%	17
FLORIDA COMMUNITY HEALTH CENTER OF ST. LUCIE		1	16	94%	17
JACKSON NORTH MEDICAL CENTER		2	15	88%	17
Solaris Healthcare Lake Bennet		15	2	12%	17
PHYSICIANS STAT			17	100%	17
FLORIDA DEPARTMENT OF HEALTH IN LAKE COUNTY		10	7	41%	17
NURSES HELPING HANDS INC ALF		17			17
PEDIATRIC HEALTH CARE ALLIANCE			16	100%	16
MAKO MEDICAL		14	2	13%	16
UNIVERSITY HOSPITAL		13	3	19%	16
TGH MEDICAL GROUP LABORATORY CARROLLWOOD			16	100%	16
URGENT CARE CLINIC OF LINCOLN		14	2	13%	16
BROOKDALE PALMER RANCH	1	15			16
FLORIDA MEDICAL CLINIC LLC		16			16
THE COMMONWEALTH OF MASSACHUSETTS			16	100%	16
DCH REGIONAL MEDICAL CENTER LABORATORY		15	1	6%	16
FAST TRACK URGENT CARE CENTER - TYRONE			16	100%	16
ARDEN COURTS OF LARGO FL, LLC		13	3	19%	16
ALL FLORIDA FAMILY & SPORTS MEDICINE		15	1	6%	16
MILLENNIUM PHYSICIAN GRP LLC NAPLES PINE RIDGE			16	100%	16
JAMAICA HOSPITAL MEDICAL CENTER		16			16
ISLAND URGENT CARE PLLC		16			16
XERA MED RESEARCH			16	100%	16
FLORIDA HOSPITAL LABS		7	9	56%	16
WARDE MEDICAL LABORATORY		11	5	31%	16
HEALTH CENTRAL HOSPITAL			16	100%	16
TEN HEALTHCARE		2	14	88%	16
PALM HARBOR FAMILY PRACTICE & WALK-IN		13	3	19%	16
SOLARIS HEALTHCARE MERRITT ISLAND		13	3	19%	16
PEDIATRICS IN BREVARD PA- ROCKLEDGE		11	5	31%	16
WESTPAC LABS		1	15	94%	16
ASURANCE SCIENTIFIC LABORATORIES		15			15
ORLANDO HEALTH		2	13	87%	15

COVID-19: testing by laboratory

Data through Nov 22, 2020 verified as of Nov 23, 2020 at 09:25 AM

Data in this report are provisional and subject to change.

The numbers in the table below represent the number of Florida and non-Florida residents for whom test results were received by the Department of Health. A person can be tested by more than one laboratory and can have both positive and negative results. **Therefore, the sum of the numbers in each column will be larger than the total number of people tested.**

Reporting lab	Inconclusive	Negative	Positive	Percent positive	Total
RIVERHEAD URGENT CARE		15			15
ADVENT HEALTH - ZEPHYRHILLS			15	100%	15
JACKSONVILLE UNIVERSITY		14	1	7%	15
NIGHT LITE PEDIATRICS CENTER LLC		7	8	53%	15
WORKPLACE SCREENING INTELLIGENCE			15	100%	15
HOLLEY-NAVARRE MEDICAL CLINIC		5	10	67%	15
TITUSVILLE FAMILY PRACTICE		5	10	67%	15
BOZEMAN HEALTH DEACONESS HOSPITAL		12	3	20%	15
CRUCIAL CARE EMERGENCY MEDICINE DOCTORS		13	2	13%	15
DOCTORS MEMORIAL FAMILY PRACTICE	2	10	3	20%	15
PARAMOUNT URGENT CARE INC			15	100%	15
MILTON 4707		15			15
SOLARIS SENIOR LIVING VERO BEACH		15			15
VILLAGE PEDIATRICS LLC		11	4	27%	15
HODGES CLUSTER		2	13	87%	15
HARMONY HEALTH OPCO, LLC		15			15
WEDGEWOOD HEALTHCARE CENTER		12	3	20%	15
JACOBI MEDICAL CENTER		15			15
MAYO CLINIC JACKSONVILLE			15	100%	15
AMA MEDICAL GROUP LLC		14	1	7%	15
LEVY COUNTY DEPARTMENT OF HEALTH		14	1	7%	15
MARATHON HEALTH FOR LIFE		15			15
KEY WEST MEDICAL CENTER	1	14			15
BROOKWOOD BAPTIST MEDICAL CENTER		14	1	7%	15
EASTLAKE PEDIATRICS - TRINITY		15			15
ALTERNATIVE LIVING, INC DBA TWIN CITIES PAVILION		15			15
DIATHERIX		13	2	13%	15
ADVENT HEALTH CENTRA CARE - LAKE BUENA VISTA			15	100%	15
CARESPOT		1	14	93%	15
CITRUS MEMORIAL HOSPITAL			15	100%	15
FLORIDA HEALTH CARE DELAND			15	100%	15
GRAMERCY PARK URGENT CARE		15			15
CARITHERS PEDIATRIC GROUP		9	6	40%	15
SINAI HOSPITAL OF BALTIMORE		15			15
ST CATHERINE OF SIENA HOSPITAL		14			14
BENTON HOUSE OF PORT ORANGE		8	6	43%	14
UAH STUDENT HEALTH CENTER		9	5	36%	14
WEST ISLIP URGENT CARE		14			14
ST ELIZABETH MEDICAL CENTER LABORATORY		13	1	7%	14
HOLISTIX TREATMENT CENTERS		12	2	14%	14
NORTH CAROLINA DEPARTMENT OF HEALTH & HUMAN SERVICES			14	100%	14
REDI-MED WALK IN FAMILY CLINIC			14	100%	14
NEW YORK PRESBYTERIAN - ALLEN HOSPITAL		14			14
SAMANTHA WILSON CARE CENTER		14			14
SIGNATURE HEALTHCARE OF ORANGE PARK		14			14
GREEN GABLES ASSISTED LIVING FACILITY		14			14
LAKELAND NURSING AND REHABILITATION CENTER			14	100%	14

COVID-19: testing by laboratory

Data through Nov 22, 2020 verified as of Nov 23, 2020 at 09:25 AM

Data in this report are provisional and subject to change.

The numbers in the table below represent the number of Florida and non-Florida residents for whom test results were received by the Department of Health. A person can be tested by more than one laboratory and can have both positive and negative results. **Therefore, the sum of the numbers in each column will be larger than the total number of people tested.**

Reporting lab	Inconclusive	Negative	Positive	Percent positive	Total
TELEVISIT MALABAR PEDIATRICS		5	9	64%	14
ANDALUSIA HEALTH		7	7	50%	14
ROCKLEDGE FAMILY HEALTH			14	100%	14
FAMILY CARE CENTER OF ARLINGTON		9	5	36%	14
PINELLAS COUNTY JAIL			14	100%	14
QUICK CARE MED		11	3	21%	14
OKEECHOBEE HEALTHCARE FACILITY			14	100%	14
PHARMCO RX		13	1	7%	14
WALGREEN EASTERN CO, INC		14			14
HERITAGE OAKS ASSISTED LIVING & MEMORY CARE		11	3	21%	14
POLK CHD BARTOW		13	1	7%	14
MEDEMERGE		13	1	7%	14
CLINICA HISPANA			14	100%	14
CALHOUN LIBERTY HOSPITAL			14	100%	14
APOLLOMDX LABS		1	13	93%	14
LINCOLN DIAGNOSTIC LAB		14			14
THE CANOPY AT HARPER LAKE	1		13	93%	14
AFTER HOURS PEDIATRICS			14	100%	14
FAMILY CARE PARTNERS OF NORTHEAST FLORIDA LLC		3	11	79%	14
FLAGLER COLLEGE HEALTH SERVICES			13	100%	13
ADVANCED URGENT CARE		11	2	15%	13
AFC URGENT CARE		8	5	38%	13
ROYAL PALM SENIOR RESIDENCE		13			13
BOCA SIMON		1	12	92%	13
SRMC AVALON		9	4	31%	13
PHYSICIANS PRIMARY CARE OF SOUTHWEST FLORIDA		9	4	31%	13
VILLA OF KINGS AND QUEENS OF DELRAY		13			13
ESCAMBIA COMMUNITY CLINIC		2	11	85%	13
TUKA PEDIATRICS		2	11	85%	13
GLEN COVE HOSPITAL		13			13
FELICIDAD MEDICAL CENTER			13	100%	13
FLORIDA STATE HOSPITAL			13	100%	13
MED COMP SCIENCES			13	100%	13
PREMISE HEALTH MIA			13	100%	13
OPIS ISLAND LAKE CENTER		13			13
CDR MAGUIRE INC	1	2	10	77%	13
ST. JUDES LABORATORIES		12	1	8%	13
CLINICAL LABORATORY SERVICES			13	100%	13
CARESPOT OF NOCATEE			13	100%	13
HUNT CLUB MEDICAL		12	1	8%	13
PINES NURSING HOME		12	1	8%	13
AURORA DIAGNOSTICS		2	11	85%	13
EPIPHANY HEALTH		7	6	46%	13
STETSON UNIVERSITY STUDENT HEALTH CENTER		1	12	92%	13
NORTH FLORIDA PEDIATRICS - JACKSONVILLE		13			13
IN-OFFICE LAB		12	1	8%	13
ERIC C MARSHAL MD, PC DBA MINUTECLINIC		12	1	8%	13

COVID-19: testing by laboratory

Data through Nov 22, 2020 verified as of Nov 23, 2020 at 09:25 AM

Data in this report are provisional and subject to change.

The numbers in the table below represent the number of Florida and non-Florida residents for whom test results were received by the Department of Health. A person can be tested by more than one laboratory and can have both positive and negative results. **Therefore, the sum of the numbers in each column will be larger than the total number of people tested.**

Reporting lab	Inconclusive	Negative	Positive	Percent positive	Total
Sunnyside Nursing Home		13			13
SOUTHEAST FAMILY HEALTHCARE CENTER			13	100%	13
LIFE BRITE		11	1	8%	12
FLORIDA DEPARTMENT OF HEALTH IN HILLSBOROUGH COUNTY			12	100%	12
ARBOR OAKS AT TYRONE	1	11			12
VPA PC LAB		12			12
HELIX DIAGNOSTICS			12	100%	12
WOODS OF MANATEE SPRINGS INC, THE		12			12
SNH BRFL TENANT LLC		12			12
CHARLES CROFT MD	1	11			12
BONIFAY NURSING AND REHABILITATION CENTER			12	100%	12
FUNGAL REFERENCE LABORATORY		12			12
HUDSON VALLEY HOSPITAL CENTER LABORATORY		11	1	8%	12
MCWHORTER SCHOOL OF PHARMACY		12			12
CAPE REGIONAL MEDICAL CENTER		12			12
AMMON ANALYTICAL LABORATORIES		11	1	8%	12
NEWYORK-PRESBYTERIAN/ LAWRENCE HOSPITAL LABORATORY		11	1	8%	12
Emory L Bennett State Veterans Nursing Home		12			12
HARBOUR ISLAND PEDIATRICS		9	3	25%	12
NO NAME		8	4	33%	12
FG RAPID RESULTS		12			12
NOVANT HEALTH		10	2	17%	12
IREPERTOIRE_MOL_LAB		12			12
LIFE CARE OF PORT SAINT LUCIE		3	9	75%	12
HEALTHFIRST ADVENT HEALTH CENTRA CARE COCOA BEACH			12	100%	12
FLORIDA DEPT OF HEALTH		4	8	67%	12
PROMEDICA LABORATORIES		11	1	8%	12
NOVANT HEALTH GOHEALTH URGENT CARE-HARRISBURG		5	7	58%	12
APPLE DIAGNOSTICS LAB		5	7	58%	12
DYNAMIC DNA LAB		1	11	92%	12
LEON CHD		12			12
MI2297090CV HOLLAND-23D2189684		12			12
COLORADO DEPARTMENT OF HEALTH LABORATORY SERVICES DIVISION			12	100%	12
CLEVELAND CLINIC			12	100%	12
PLAINVIEW URGENT CARE		11	1	8%	12
VETERANS AFFAIRS MEDICAL CENTER - NEW YORK HARBOR		11	1	8%	12
NORTH CENTRAL BRONX HOSPITAL		11	1	8%	12
ST CLOUD REGIONAL MEDICAL CENTER CLINICAL LAB			12	100%	12
MEDEXPRESS URGENT CARE OF BOYNTON BEACH LLC		1	11	92%	12
ADVENT HEALTH PARTIN SETTLEMENT HEALTH PARK		7	5	42%	12
GRAND VILLA OF ST PETERSBURG		11	1	8%	12
NAPLES GREEN VILLAGE		12			12
BROWARD DIALYSIS			12	100%	12
PARKWEST MEDICAL CENTER		10	2	17%	12
CANTON-POTSDAM HOSPITAL LABORATORY		12			12
CALADIUM PEDIATRICS		11	1	8%	12
UM MILLER SCHOOL OF MEDICINE			12	100%	12

COVID-19: testing by laboratory

Data through Nov 22, 2020 verified as of Nov 23, 2020 at 09:25 AM

Data in this report are provisional and subject to change.

The numbers in the table below represent the number of Florida and non-Florida residents for whom test results were received by the Department of Health. A person can be tested by more than one laboratory and can have both positive and negative results. **Therefore, the sum of the numbers in each column will be larger than the total number of people tested.**

Reporting lab	Inconclusive	Negative	Positive	Percent positive	Total
SONNIS PEDIATRICS PA		12			12
FLAGLER HOSPITAL INC	2		10	83%	12
AMERICAN ESOTERIC LABORATORIES			12	100%	12
MISSION OAKS ASSISTED LIVING□		12			12
CARE CENTERS OF NASSAU		11	1	8%	12
MELBOURNE FAMILY PRACTICE		11	1	8%	12
GLEN OAKS HEALTH AND REHABILITATION CENTER			12	100%	12
SHELBY COUNTY HEALTH CARE CORPORATION		9	3	25%	12
PRIMECARE OF DOTHAN-DALEVILLE CLINIC		9	2	18%	11
WATERMARK LAKE POINTE WOODS LLC		11			11
PALM BEACH PATHOLOGY		9	2	18%	11
CORE LABORATORY		1	10	91%	11
THE TERRACE OF SAINT CLOUD		9	2	18%	11
WINTER PARK CARE AND REHABILITATION			11	100%	11
MAINSTREET FAMILY SELECT		1	10	91%	11
Crystal Health & Rehab Center		11			11
JOHNS HOPKINS CHILDREN'S HOSPITAL			11	100%	11
GOOD HEARTS COVID TESTING			11	100%	11
SANDY PINES		11			11
CONNECTDX		2	9	82%	11
RIVER TOWN DIAGNOSTIC LLC		1	10	91%	11
SPRINGS AT LAKE POINTE WOODS		11			11
FHCP-PORT ORANGE		3	8	73%	11
MEDIQUICK URGENT CARE CENTERS INC			11	100%	11
ADVENTHEALTH CENTRA CARE COLONIAL TOWN		1	10	91%	11
DALE MEDICAL CENTER		7	4	36%	11
SERENADES IN THE VILLAGES		10	1	9%	11
SHELBY BAPTIST MEDICAL CENTER		6	5	45%	11
BRYAN WHITFIELD MEMORIAL HOSPITAL		7	4	36%	11
PALMS MEDICAL GROUP - LAKE CITY WEST		3	8	73%	11
STATEN ISLAND UNIVERSITY HOSPITAL		11			11
WALGREEN		3	8	73%	11
FINLAY C. LABORATORY		3	8	73%	11
MED PLUS FLORENCE		7	4	36%	11
HEALTH FIRST ADVENTHEALTH CENTRA CARE COCOA		2	9	82%	11
TOTTENVILLE CIRCLE URGENT CARE		11			11
TREASURE COAST URGENT CARE			11	100%	11
CARE FAST MURABELLA		7	4	36%	11
MAUREEN OROURKE-FUTEY			11	100%	11
THE PRESERVE		11			11
DMH STEINHATCHEE FAMILY MEDICINE		8	3	27%	11
FLORIDA HEALTH CARE PLANS INC		1	10	91%	11
BROOKLYN HOSPITAL CENTER DOWNTOWN CAMPUS		11			11
ST JOSEPH HOSPITAL		10	1	9%	11
JA POC MANUAL SUBSECTION		11			11
CHILDREN'S MEDICAL CENTER			11	100%	11
PATRIOT MEDICAL LABORATORIES		11			11

COVID-19: testing by laboratory

Data through Nov 22, 2020 verified as of Nov 23, 2020 at 09:25 AM

Data in this report are provisional and subject to change.

The numbers in the table below represent the number of Florida and non-Florida residents for whom test results were received by the Department of Health. A person can be tested by more than one laboratory and can have both positive and negative results. **Therefore, the sum of the numbers in each column will be larger than the total number of people tested.**

Reporting lab	Inconclusive	Negative	Positive	Percent positive	Total
North Lake Care Center		11			11
FAWCETT MEMORIAL HOSPITAL LABORATORY			11	100%	11
REGENCY SQUARE MALL - SEARS		1	10	91%	11
LINCOLN MEDICAL AND MENTAL HEALTH CENTER		11			11
TROPICANA		5	6	55%	11
UMHC/SYLVESTER AT KENDALL		1	9	90%	10
NORTH OKALOOSA PHYSICIAN GROUP		10			10
Life Care Center of Sarasota		5	5	50%	10
PENSACOLA PEDIATRICS, PA		10			10
MY CLINICAL LAB INC		1	9	90%	10
CHILDRENS MEDICAL ASSOCIATION PA		1	9	90%	10
MHHS All Lab Subsection		10			10
MEDEXPRESS URGENT CARE CORAL SPRINGS			10	100%	10
HEARTLAND HEALTHCARE AND REHAB CENTER			10	100%	10
SUNCOAST URGENT CARE			10	100%	10
HCR MANORCARE		10			10
ALL FLORIDA FAMILY AND SPORTS MEDICINE		9	1	10%	10
BEAUMONT LABORATORY			10	100%	10
BLOUNT MEMORIAL HOSPITAL		9	1	10%	10
COMMUNITY HEALTH CENTER		2	8	80%	10
RITECARE MEDICAL CENTER			10	100%	10
PEDIATRIC HEALTH CARE ALLIANCE, P.A.			10	100%	10
UNIVERSITY LAB			10	100%	10
JAMES A HALEY VETERANS HOSPITAL			10	100%	10
URGENT CARE WEST CLINIC		8	2	20%	10
HR SARASOTA OPERATOR LLC		4	6	60%	10
SOLARIS SENIOR LIVING OF MERRITT ISLAND		10			10
LITTLE NECK URGENT CARE		10			10
BROWARD HEALTH CARE			10	100%	10
ST VINCENT'S EAST		9	1	10%	10
NAPHCARE, INC.			10	100%	10
COVANCE CENTRAL LABORATORY			10	100%	10
PRATTVILLE BAPTIST HOSPITAL		9	1	10%	10
ROCKLEDGE		1	9	90%	10
BELLEVUE HOSPITAL CENTER DEPARTMENT		10			10
CREATIVE TESTING SOLUTIONS		3	7	70%	10
MEDICAL LABORATORY DIAGNOSTICS			10	100%	10
IMA MEDICAL GROUP		5	5	50%	10
LABCORP RTP			10	100%	10
EMERALD COAST HOSPICE - CRESTVIEW		10			10
UNION MEDICAL CARE PLLC		10			10
HARBORCHASE OF NAPLES		10			10
HARBORCHASE OF WELLINGTON CROSSING		9	1	10%	10
EMERALD COAST PEDIATRICS			10	100%	10
LAKE NONA MEDICAL SERVICES		3	7	70%	10
BAPTIST MEDICAL CENTER EAST		8	2	20%	10
LIFE CARE CENTER OF JACKSONVILLE			10	100%	10

COVID-19: testing by laboratory

Data through Nov 22, 2020 verified as of Nov 23, 2020 at 09:25 AM

Data in this report are provisional and subject to change.

The numbers in the table below represent the number of Florida and non-Florida residents for whom test results were received by the Department of Health. A person can be tested by more than one laboratory and can have both positive and negative results. **Therefore, the sum of the numbers in each column will be larger than the total number of people tested.**

Reporting lab	Inconclusive	Negative	Positive	Percent positive	Total
LAKE MARY KIDS CENTRA CARE			10	100%	10
CBC LAB		3	7	70%	10
APPALACHIAN REGIONAL HEALTHCARE SYSTEM		10			10
CHIPOLA MEDICAL ASSOCIATES		2	8	80%	10
PINELLAS COUNTY HEALTH DEPARTMENT		2	8	80%	10
LONG ISLAND JEWISH VALLEY STREAM		10			10
NEW JERSEY DEPARTMENT OF HEALTH COMMUNICABLE DISEASE SERVICE		3	7	70%	10
MASSACHUSETTS GENERAL HOSPITAL		1	9	90%	10
AVANTE ST CLOUD		7	3	30%	10
DEVELOPMENTAL DISABILITIES DEFENDANT PROGRAM		10			10
LEHIGH VALLEY HOSPITAL		3	7	70%	10
GOLD CHOICE SENIOR COMMUNITIES		9	1	10%	10
GADSDEN REGIONAL MEDICAL CENTER		10			10
ACADIAN DIAGNOSTIC LABORATORIES		8	2	20%	10
SOUTHEASTERN LABORATORY			10	100%	10
SEVEN HILLS HEALTH AND REHABILITATION CENTER		10			10
Solaris HealthCare Windermere		8	2	20%	10
LAKE BALDWIN CBOC		9	1	10%	10
FAMILY CARE CYPRESS CREEK		1	9	90%	10
COUNTY OF LOS ANGELES			10	100%	10
LONG TERM CARE OF GULF BREEZE LLC		9			9
MEDEX REGIONAL LABORATORIES LLC		1	8	89%	9
CARENOW URGENT CARE-MT JULIET		8	1	11%	9
ALZHEIMERS CARE CENTER OF VIERA LTD		5	4	44%	9
COLORADO DEPARTMENT OF PUBLIC HEALTH AND ENVIRONMENT			9	100%	9
ADVENT HEALTH EXPRESS CARE			9	100%	9
WATERCREST SENIOR LIVING ST. LUCIE WEST		9			9
AIM LABORATORIES			9	100%	9
PROJECT HEALTH, INC SUMTERVILLE		8	1	11%	9
RIVERSIDE MEDICAL GROUP		8	1	11%	9
HEALTH MED CENTERS		9			9
MAITLAND PRIMARY CARE		9			9
ADVENT HEALTH - KISSIMMEE			9	100%	9
GCPM MANUAL MICROBIOLOGY		1	8	89%	9
ACCESS 365 URGENT CARE		7	2	22%	9
JEFFERSON K-12, A SOMERSET SCHOOL- CLINIC		8	1	11%	9
WHITE WILSON MEDICAL CENTER IMMEDIATE CARE			9	100%	9
EMERGENCY PHYSICIANS MEDICAL CENTER LLC		1	8	89%	9
AU HEALTH		6	3	33%	9
MEDEXPRESS URGENT CARE - DELAND			9	100%	9
UNAVAILABLE/UNKNOWN/NO INFORMATION FOUND			9	100%	9
BAPTIST PRIMARY CARE, INC		9			9
BAYONET POINT HOSPITAL			9	100%	9
AMEERAH LABS, LLC		9			9
Maury Regional Hospital		6	3	33%	9
PRECISION GENETICS			9	100%	9
FIRST CHOICE PEDIATRICS WINTER SPRINGS		9			9

COVID-19: testing by laboratory

Data through Nov 22, 2020 verified as of Nov 23, 2020 at 09:25 AM

Data in this report are provisional and subject to change.

The numbers in the table below represent the number of Florida and non-Florida residents for whom test results were received by the Department of Health. A person can be tested by more than one laboratory and can have both positive and negative results. **Therefore, the sum of the numbers in each column will be larger than the total number of people tested.**

Reporting lab	Inconclusive	Negative	Positive	Percent positive	Total
ASTORIA HEALTH AND REHABILITATION CENTER		8	1	11%	9
LPG PEDIATRICS AT PAGE FIELD		9			9
ARNOT OGDEN MEDICAL CENTER LABORATORY		9			9
MICHIGAN DEPARTMENT OF HEALTH AND HUMAN SERVICES			9	100%	9
CAREHERE- LCS LEESBURG			9	100%	9
FORT SANDERS REGIONAL LABORATORY		9			9
MORTON PLANT MEASE			9	100%	9
FLORIDA DEPARMENT OF HEALTH CLAY COUNTY			9	100%	9
MAGNOLIA PEDIATRICS		2	7	78%	9
PLYMOUTH HARBOR INCORPORATED		9			9
CHAUTAUQUA REHABILITATION AND NURSING CENTER		8	1	11%	9
NORTH FLORIDA INTEGRATIVE MEDICINE		5	4	44%	9
NIGHT LITE PEDIATRICS CENTER, LLC		1	8	89%	9
MOUNT DORA PEDIATRICS		8	1	11%	9
Palms at Ponte Vedra Assisted Livning and Memory Care		8	1	11%	9
UNIV OF ROCHESTER-STRONG MEMORIAL HOSP		9			9
OMNI			9	100%	9
SEMINOLE SPORTS AND FAMILY MEDICINE		9			9
CHEMISYS LABORATORIES		1	8	89%	9
FAMILY HEALTH CENTERS OF SWF LABS		1	8	89%	9
VILLAGE PLACE HEALTH AND REHAB		9			9
FIRST CHOICE PRIMARY CARE		3	6	67%	9
NEW YORK METHODIST HOSPITAL		9			9
CONSULATE HEALTH CARE OF SAFETY HARBOR		7	2	22%	9
TMH PHYSICIAN PARTNERS - MONTICELLO		8	1	11%	9
ADVENT HEALTH - WINTER HAVEN		5	4	44%	9
REGENEXX TAMPA BAY		8	1	11%	9
LAKE CITY VA MEDICAL CENTER			9	100%	9
LYSTER ACH FT RUCKER AL		8	1	11%	9
LAKESIDE NEUROLOGIC		6	3	33%	9
CHILDREN'S HEALTH CENTER INC.		7	2	22%	9
MID-FLORIDA PATHOLOGY, LLC		9			9
PATHOGENIUS LABORATORIES		2	7	78%	9
ERDOX		9			9
NCH DOWNTOWN NAPLES HOSPITAL		1	8	89%	9
CARDIOLOGY AND MEDICINE ASSOCIATES INC		8			8
UNIVERSITY MEDICAL CENTER		8			8
VETERAN AFFAIRS MEDICAL CENTER - JAMES J PETERS		6	2	25%	8
BASSETTI & ASSOCIATES, MD, PA			8	100%	8
MEDRITE URGENT CARE		1	7	88%	8
COLLIER COUNTY HEALTH DEPT.		4	4	50%	8
HEALTHMARK REGIONAL HOSPITAL LAB		4	4	50%	8
HEALTH FIRST ADVENTHEALTH CENTRA CARE MALABAR		1	7	88%	8
LUCID DIAGNOSTICS LABS			8	100%	8
ISLAND DOCTORS			8	100%	8
CIAN DIAGNOSTICS			8	100%	8
JUST FOR KIDS PEDIATRICS		2	6	75%	8

COVID-19: testing by laboratory

Data through Nov 22, 2020 verified as of Nov 23, 2020 at 09:25 AM

Data in this report are provisional and subject to change.

The numbers in the table below represent the number of Florida and non-Florida residents for whom test results were received by the Department of Health. A person can be tested by more than one laboratory and can have both positive and negative results. **Therefore, the sum of the numbers in each column will be larger than the total number of people tested.**

Reporting lab	Inconclusive	Negative	Positive	Percent positive	Total
PEDIATRIC ASSOCIATES OF OCALA PA		7	1	13%	8
CENTRAL FLORIDA PEDIATRICS		2	6	75%	8
QUOTIENT SCIENCES LABS LLC			8	100%	8
BRIDGEVIEW CENTER LLC		6	2	25%	8
MORRIS PARK URGENT CARE		5	3	38%	8
Cleveland Clinic Laboratories		4	4	50%	8
INTERSCIENCE DIAGNOSTIC LABORATORY		8			8
ADVANCED MEDICAL OF NAPLES LLC			8	100%	8
INNOVATIVE RESEARCH OF WEST FLORIDA		6	2	25%	8
METHODIST MEDICAL CENTER		6	2	25%	8
BLISS HEALTHCARE SERVICES			8	100%	8
GENEUS DIAGNOSTICS			8	100%	8
EXECUTIVE MEDICAL SERVICES		8			8
FHCP-ORANGE CITY			8	100%	8
HARMONY CLINIC		1	7	88%	8
BRANDON COMMUNITY HEALTH CENTER		1	7	88%	8
SYLVESTER AT PLANTATION LABORATORY		7	1	13%	8
LIFE CARE CITRUS COUNTY			8	100%	8
GENE STREET LABORATORIES, LLC		6	2	25%	8
FLORIDA HOSPITAL WINTER GARDEN		7	1	13%	8
FORT WALTON BEACH DEVELOPMENTAL CENTER		7	1	13%	8
EMERALD COAST BEHAVIORAL HOSPITAL		8			8
DOCTOR'S IN-HOUSE LAB/COMMUNITY HEALTH CENTERS OF PINELLAS – CLEARWATE			8	100%	8
PALMETTO PEDIATRICS			8	100%	8
HENDRY REGIONAL CORPORATE HEALTH			8	100%	8
ManorCare Health Services-Palm Harbor		8			8
PHELPS HOSPITAL LABORATORY		8			8
ST. JOSEPH HOSPITAL AND HEALTH CARE INC.			8	100%	8
MINUTECLINIC DIAGNOSTIC OF RHODE ISLAND, LLC #590		8			8
MICHIGAN DEPARTMENT OF COMMUNITY HEALTH		1	7	88%	8
HOLY NAME MEDICAL CENTER	1	6	1	13%	8
HARBORCHASE OF DR PHILLIPS		7	1	13%	8
PARROTT MEDICAL CLINIC			8	100%	8
MINUTE CLINIC DIAGNOSTIC OF VIRGINIA		5	3	38%	8
DOCTOR'S IN HOUSE LAB			8	100%	8
PORT SAINT JOHN FAMILY PRACTICE		6	2	25%	8
RAINBOW PEDIATRICS			8	100%	8
BAPTIST OUTPATIENT			8	100%	8
NATURE COAST MEDICAL GROUP		4	4	50%	8
BOCA RATON REGIONAL HOSPITAL LAB			8	100%	8
MEDEXPRESS URGENT CARE- WEST TAMPA			8	100%	8
CRANE CENTER		6	2	25%	8
ATLANTIC CONSOLIDATED LABORATORY		8			8
ROBERT WOOD JOHNSON HOSPITAL		7	1	13%	8
OCEAN REEF MEDICAL CENTER		2	6	75%	8
MONTEFIORE ST LUKE'S CORNWALL HOSPITAL		7	1	13%	8
MID-HUDSON VALLEY DIVISION OF WESTCHESTER MEDICAL		8			8

COVID-19: testing by laboratory

Data through Nov 22, 2020 verified as of Nov 23, 2020 at 09:25 AM

Data in this report are provisional and subject to change.

The numbers in the table below represent the number of Florida and non-Florida residents for whom test results were received by the Department of Health. A person can be tested by more than one laboratory and can have both positive and negative results. **Therefore, the sum of the numbers in each column will be larger than the total number of people tested.**

Reporting lab	Inconclusive	Negative	Positive	Percent positive	Total
Bayside Health and Rehabilitation		7	1	13%	8
ST ANTHONYS REHABILITATION HOSPITAL		7	1	13%	8
BEAUMONT EMERGENCY CENTER			8	100%	8
ALACHUA COUNTY HEALTH DEPARTMENT		1	7	88%	8
REDMED CLINIC OF ARLINGTON		7	1	13%	8
NEMOURS CHILDREN'S URGENT CARE, ORLANDO - WATERFORD LAKES			8	100%	8
PIONEER CLINICAL LAB LLC		6	2	25%	8
RICHMOND UNIVERSITY MEDICAL CENTER		7	1	13%	8
SAMARITAN MEDICAL CENTER		8			8
SYNIVERSE WELLNESS CENTER		6	2	25%	8
JX REF LAB			8	100%	8
X-GENE MOLECULAR LABS		1	7	88%	8
THE WOLFF CENTER FOR CHILD & ADOLESCENT HEALTH			8	100%	8
MINUTECLINIC DIAGNOSTICS MEDICAL GROUP		8			8
ALLINA HEALTH - ABBOTT NORTHWESTERN HOSPITAL		5	3	38%	8
AFTER HOURS PEDIATRICS INC			8	100%	8
STATEN ISLAND UNIVERSITY HOSPITAL SEGUINE AVE		7			7
MERCY MEDICAL CENTER		3	4	57%	7
MEDIPATH LLC			7	100%	7
MIDMICHIGAN MEDICAL CENTER			7	100%	7
TRUE HEALTH DIAGNOSTICS		1	6	86%	7
BAPTIST PRIMARY CARE PONTE VEDRA		4	3	43%	7
NEMOURS CHILDREN'S PRIMARY CARE			7	100%	7
ALLEGRO - TAMPA	1	4	2	29%	7
ARCHBOLD MEMORIAL HOSPITAL/LAB		3	4	57%	7
NORTHERN WESTCHESTER HOSPITAL LABORATORY		6	1	14%	7
LEPE'S HOUSE			7	100%	7
LAKE MORTON PLAZA		7			7
DOCTOR'S IN-HOUSE LAB/COMMUNITY HEALTH CENTERS OF PINELLAS -PINELLAS P			7	100%	7
GULF COAST MEDICAL GROUP		2	5	71%	7
BVL PEDIATRICS		7			7
FLORIDA CENTER FOR DERMATOLOGY LABORATORY			7	100%	7
VIPEDIATRICS PLLC		7			7
FLUSHING HOSPITAL MEDICAL CENTER		5	2	29%	7
HUNTINGTON STATION URGENT CARE		7			7
BETHESDA HEALTH PHYSICIAN GROUP INC			7	100%	7
THE MARY IMOGENE BASSETT HOSPITAL		7			7
MOSOLF PEDIATRICS			7	100%	7
JOHNS HOPKINS MEDICAL LABORATORIES		1	6	86%	7
ALACHUA			7	100%	7
TOWERS HOME CARE		7			7
KINDRED AT HOME		4	3	43%	7
DIAGNOSTIC CLINIC		6	1	14%	7
RIVER OAKS TREATMENT CENTER			7	100%	7
MARQUES PEDIATRICS			7	100%	7
HEALTH CARE LABORATORY SERVICES		1	6	86%	7
TOTAL ACCESS URGENT CARE			7	100%	7

COVID-19: testing by laboratory

Data through Nov 22, 2020 verified as of Nov 23, 2020 at 09:25 AM

Data in this report are provisional and subject to change.

The numbers in the table below represent the number of Florida and non-Florida residents for whom test results were received by the Department of Health. A person can be tested by more than one laboratory and can have both positive and negative results. **Therefore, the sum of the numbers in each column will be larger than the total number of people tested.**

Reporting lab	Inconclusive	Negative	Positive	Percent positive	Total
FLORIDA HOSPITAL KISSIMMEE		4	3	43%	7
CORE BIO LABS		5	2	29%	7
ORMOND BEACH CENTRA CARE			7	100%	7
INTERMOUNTAIN CENTRAL LAB		1	6	86%	7
OAKBROOK HEALTH AND REHABILITATION CENTER	1	6			7
COLONY CARE CENTER			7	100%	7
UC HEALTH UNIVERSITY HOSPITAL		7			7
MEDLABS DIAGNOSTICS		7			7
WELLMED AT PORT ST LUCIE WEST		6	1	14%	7
BROWARD HEALTH IMPERIAL POINT NURSING			7	100%	7
MID FLORIDA PATHOLOGY LLC MOBILE UNIT #4		1	6	86%	7
VIRTUA VOORHEES HOSPITAL		5	2	29%	7
NORTH PINELLAS CHILDRENS MEDICAL CENTER			7	100%	7
OHIO CVS STORES, LLC DBA		7			7
CARENOW URGENT CARE-MADISON		7			7
SOUTH NASSAU COMMUNITIES HOSPITAL		5	2	29%	7
CARENOW URGENT CARE-BRENTWOOD		5	2	29%	7
LEE COUNTY HEALTH DEPARTMENT		4	3	43%	7
MERCY MEDICAL URGENT CARE CENTER INC		2	5	71%	7
ROBERT H JENKINS JR VETERANS' DOMICILIARY HOME OF		7			7
OAK MANOR NURSING HOME		7			7
OPIS COQUINA CENTER		7			7
ORANGE REGIONAL MEDICAL CENTER LABORATORY		7			7
AVON PARK PEDIATRICS			7	100%	7
NATURE COAST REGIONAL MEDICAL CENTER			7	100%	7
JERICOHO URGENT CARE		7			7
NORTHSHORE UNIVERSITY HEALTHSYSTEM EVANSTON HOSPITAL LAB			7	100%	7
DORAL URGENT CARE			7	100%	7
BIOTECH CLINICAL LABORATORIES, INC.			7	100%	7
NOVANT HEALTH INPATIENT CARE		2	5	71%	7
MIRACLE HILL NURSING & REHABILITATION CENTER INC		5	2	29%	7
Ocoee Health Care Center		7			7
ADVENT HEALTH - CARROLLWOOD			7	100%	7
HEARTLAND PEDIATRICS OF LAKE PLACID			7	100%	7
LONG BEACH URGENT CARE		7			7
PROHEALTH CARE ASSOCIATES MOBILE		5	2	29%	7
PALM BAY PEDIATRICS		1	6	86%	7
PEDIATRICS BY THE SEA		7			7
MINUTECLINIC DIAGNOSTIC		7			7
VETERANS AFFAIRS MEDICAL CENTER - OUTPATIENT			7	100%	7
MD PLUS URGENT CARE, LLC			7	100%	7
PATEL MEDICAL VENTURES		6	1	14%	7
DEPARTMENT OF HEALTH- CITRUS COUNTY			7	100%	7
SURGOINSVILLE PHARMACY		7			7
OSPREY VILLAGE AT AMELIA ISLAND LTD		7			7
TGH URGENT CARE - RIVERVIEW			7	100%	7
Centre Pointe Health and Rehabilitation Center		7			7

COVID-19: testing by laboratory

Data through Nov 22, 2020 verified as of Nov 23, 2020 at 09:25 AM

Data in this report are provisional and subject to change.

The numbers in the table below represent the number of Florida and non-Florida residents for whom test results were received by the Department of Health. A person can be tested by more than one laboratory and can have both positive and negative results. **Therefore, the sum of the numbers in each column will be larger than the total number of people tested.**

Reporting lab	Inconclusive	Negative	Positive	Percent positive	Total
MEMORY CARE OF NAPLES		7			7
FLORIDA HEART & VASCULAR MULTISPECIALTY GROUP PA		5	2	29%	7
REDI MED LLC			7	100%	7
RAINBOW PEDIATRIC CENTER		1	6	86%	7
FLORIDA CLINICAL LAB			7	100%	7
QUE		4	3	43%	7
LABORATORY SPECIALIST OF MICHIGAN			7	100%	7
BARTON PARKER OD PC		7			7
CABANA AT JENSEN DUNES, THE		6			6
COASTAL INTERNAL MEDICINE		6			6
FREEDOM INN AT TARPON SPRINGS		6			6
FRICKS PHARMACY		5	1	17%	6
CAPE CORAL HOSPITAL ABG LABORATORY		2	4	67%	6
GENETIC TECHNOLOGICAL INNOVATIONS			6	100%	6
FLORIDA MEDICAL SPECIALISTS		2	4	67%	6
DARDEN WELLNESS CENTER		5	1	17%	6
CARROLL GARDENS URGENT CARE		6			6
AARK LABORATORY		6			6
CAPITAL HEALTH PLAN LABORATORIES			6	100%	6
BUREAU OF PUBLIC HEALTH		1	5	83%	6
PALMETTO HEALTH ALLIANCE		3	3	50%	6
EASTERN SHORE URGENT CARE		3	3	50%	6
METROPOLITAN HOSPITAL CENTER		6			6
GENESIS		4	2	33%	6
PENN MEDICINE PRINCETON MEDICAL CENTER		6			6
ELMCROFT OF BELLA VITA		6			6
ENIGMA DIAGNOSTIC, INC.			6	100%	6
ORANGE BLOSSOM FAMILY HEALTH		6			6
STEWART MEDICAL GROUP INC			6	100%	6
BETH ISRAEL DEACONESS MEDICAL CENTER			6	100%	6
PEDIATRIC HEALTH CARE ALLIANCE PA			6	100%	6
SCHOOL OF PHARMACY AND PHARMACEUTICAL		6			6
LUMADOC HEALTH		4	2	33%	6
MEDEXPRESS URGENT CARE PALM BEACH GARDENS			6	100%	6
WATAUGA MEDICAL CENTER		4	2	33%	6
WEINBERG VILLAGE		6			6
BULLS HEAD URGENT CARE		6			6
THE PALACE AT HOMESTEAD		6			6
THE TRADITION OF THE PALM BEACHES		6			6
PALM BEACH PEDIATRICS			6	100%	6
SAMARITAN HOSPITAL LABORATORY		6			6
PATHGROUP LABS, LLC		4	2	33%	6
DOH-TAMPA BRANCH LABORATORY (MLK BLVD)		3	3	50%	6
LAB UNKNOWN		6			6
NEW YORK PRESBYTERIAN - LOWER MANHATTAN		6			6
ONEIDA HEALTHCARE CENTER		6			6
MONROE COUNTY HOSPITAL		4	2	33%	6

COVID-19: testing by laboratory

Data through Nov 22, 2020 verified as of Nov 23, 2020 at 09:25 AM

Data in this report are provisional and subject to change.

The numbers in the table below represent the number of Florida and non-Florida residents for whom test results were received by the Department of Health. A person can be tested by more than one laboratory and can have both positive and negative results. **Therefore, the sum of the numbers in each column will be larger than the total number of people tested.**

Reporting lab	Inconclusive	Negative	Positive	Percent positive	Total
MONTEFIORE NYACK HOSPITAL AFFILIATED LABORATORY		6			6
MOLECULAR PATHOLOGY LABORATORY			6	100%	6
PROHEALTH MED		1	5	83%	6
Life Care Center at Inverrary		6			6
THE VILLAGES REGIONAL HOSPITAL FREESTANDING		3	3	50%	6
STUART REHABILITATION AND HEALTHCARE		2	4	67%	6
INTERNAL MEDICINE ASSOCIATES OF JACKSON HOSPITAL			6	100%	6
BROOKDALE PANAMA CITY		5	1	17%	6
ETHOS LABORATORIES		6			6
ISLAND COAST PEDIATRICS IN-HOUSE LAB		6			6
Solaris Senior Living North Naples ALF		6			6
SOLARIS HEALTHCARE PALATKA		6			6
MARKET STREET VIERA		6			6
JUPITER MEDICAL CENTER			6	100%	6
SOUTH CAROLINA DEPARTMENT OF HEALTH			6	100%	6
SAINT PETER'S UNIVERSITY HOSPITAL		6			6
JFK MEDICAL CENTER NORTH LAB			6	100%	6
WILDLIGHT LAB			6	100%	6
HEARTLAND PEDIATRICS OF LAKE PLACID PA		4	2	33%	6
BAPTIST HEALTH			6	100%	6
ARLINGTON OF NAPLES		6			6
AMBRY GENETICS CORPORATION		6			6
ARTHREX MEDICAL CENTER		5	1	17%	6
DOCTORS CLINICAL LABORATORY, INC		5	1	17%	6
JERSEY SHORE MEDICAL CENTER		6			6
CAREWELL 301 - WARWICK			6	100%	6
DOH JACKSONVILLE CENTRAL LABORATORY		3	3	50%	6
MERCY HEALTH—MUSKEGON		5	1	17%	6
BOCA VIPEDIATRICS			6	100%	6
EAR NOSE AND THROAT ASSOCIATES OF MANATEE, P.A.		6			6
GRACE REHABILITATION CENTER OF VERO BEACH		4	2	33%	6
BAYCARE ALLIANT HOSPITAL			6	100%	6
TEXAS DEPARTMENT OF STATE HEALTH SERVICES		2	4	67%	6
TIMBER CREEK PEDIATRICS		6			6
CRESTVIEW URGENT CARE			6	100%	6
BIOREFERENCE LABORATORIES INC		2	4	67%	6
ADVENT HEALTH PRIMARY CARE PLUS, WINTER GARDEN		4	2	33%	6
UNIVERSITY OF WASHINGTON MEDICAL CENTER			6	100%	6
LAWTON CHILES HEALTH CENTER		1	5	83%	6
LAKEVIEW HEALTH SYSTEMS			6	100%	6
VALLEY IMMEDIATE CARE		5	1	17%	6
SOUTHEASTERN OUTPATIENT SURGERY CENTER		6			6
TAMIAMI LAB MILLENIUM			6	100%	6
PUBLIC HEALTH LAB		6			6
VRL EUROFINS		4	2	33%	6
SONORA QUEST LABORATORIES			6	100%	6
TEXAS MEDCLINIC			6	100%	6

COVID-19: testing by laboratory

Data through Nov 22, 2020 verified as of Nov 23, 2020 at 09:25 AM

Data in this report are provisional and subject to change.

The numbers in the table below represent the number of Florida and non-Florida residents for whom test results were received by the Department of Health. A person can be tested by more than one laboratory and can have both positive and negative results. **Therefore, the sum of the numbers in each column will be larger than the total number of people tested.**

Reporting lab	Inconclusive	Negative	Positive	Percent positive	Total
Wiregrass Rehabilitation Center and Nursing Home		6			6
FLORIDA WOMAN CARE LABORATORY			6	100%	6
AVENTURA HOSPITAL AND MEDICAL CENTER			6	100%	6
WHITE WILSON MEDICAL CENTER PA - NAVARRE			6	100%	6
ST JOSEPH WOMENS HOSPITAL			5	100%	5
GLEN FALLS HOSPITAL DEPARTMENT OF PATHOLOGY		5			5
WADSWORTH CENTER - DAVID AXELROD INSTITUTE		5			5
UPMC HEALTH SYSTEM		4	1	20%	5
APOLLO HEALTH & REHABILITATION		2	3	60%	5
AUBURN COMMUNITY HOSPITAL		4	1	20%	5
CONCENTRA			5	100%	5
FRANCES WARDE MEDICAL LABORATORY		2	3	60%	5
COMMUNITY HEALTH OF SOUTH FLORIDA			5	100%	5
WESTWOOD HEALTHCARE SNF		5			5
CHAMBREL AT ISLAND LAKE		5			5
THE UNIVERSITY OF VERMONT MEDICAL CENTER		4	1	20%	5
UR CARE FAMILY AND SPORTS MEDICINE			5	100%	5
EMERGENCY MEDICAL CENTER			5	100%	5
BAPTIST HEALTH - TOWN CENTER			5	100%	5
THE CLINIC PREMISE HEALTH			5	100%	5
PEDIATRICS OF ALTAMONTE		5			5
PEDIATRICS OF CENTRAL FLORIDA – POINCIANA		3	2	40%	5
PEDIATRICS OF CENTRAL FLORIDA		3	2	40%	5
ST JOHNS BIOMEDICAL LAB		5			5
PRECISION DIAGNOSTICS INC - NJ		5			5
PEDIATRIC HEALTH CARE ALLIANCE, PA			5	100%	5
MONTEFIORE MEDICAL CENTER LABORATORIES - NORTH		5			5
AEL KNOXVILLE			5	100%	5
FINLAY		1	4	80%	5
WOODHULL MEDICAL AND MENTAL HEALTH CTR		5			5
JOE DIMAGGIO CHILDREN'S HOSPITAL		1	4	80%	5
CENTRA CARE POINCIANA			5	100%	5
LEESBURG PEDIATRICS		5			5
MINUTECLINIC DIAGNOSTIC OF PENNSYLVANIA, LLD #1545		5			5
THE TERRACE AT IVY ACRES ALF		5			5
DEBARY HEALTH AND REHABILITATION CENTER		5			5
BROWARD COUNTY HEALTH DEPT.			5	100%	5
WEST PACIFIC MEDICAL LABORATORY			5	100%	5
MAXHEALTH		4	1	20%	5
GOOD SAMARITAN SOCIETY OF DAYTONA		5			5
BEACH HOUSE		5			5
MINUTECLINIC, LLC, DBA MINUTECLINIC #2544		5			5
FLAGLER HOSPITAL LABORATORY		2	3	60%	5
BROOKDALE CLERMONT			5	100%	5
Coastal Health and Rehabilitation Center		4	1	20%	5
INSTITUTE OF PATHOLOGY KINGS COUNTY		5			5
JACKSON CLINIC PA,THE		2	3	60%	5

COVID-19: testing by laboratory

Data through Nov 22, 2020 verified as of Nov 23, 2020 at 09:25 AM

Data in this report are provisional and subject to change.

The numbers in the table below represent the number of Florida and non-Florida residents for whom test results were received by the Department of Health. A person can be tested by more than one laboratory and can have both positive and negative results. **Therefore, the sum of the numbers in each column will be larger than the total number of people tested.**

Reporting lab	Inconclusive	Negative	Positive	Percent positive	Total
CENTREX CLINICAL LABS INC		5			5
MONTEFIORE MEDICAL CENTER LABORATORIES - WEILER		4	1	20%	5
PARAMOUNT WALK-IN CLINIC		1	4	80%	5
PENINSULA CARE AND REHABILITATION CENTER			5	100%	5
ST VINCENT'S CHILTON		4	1	20%	5
MACKOUL PEDIATRICS FORT MYERS			5	100%	5
MEDEXPRESS URGENT CARE - JAX ATLANTIC BLVD			5	100%	5
RENAISSANCE SENIOR LIVING		5			5
LAKEVIEW TERRACE RETIREMENT COMMUNITY		5			5
MANATEE COUNTY JAIL		4	1	20%	5
MANATEE PEDIATRICS			5	100%	5
CLEVELAND CLINIC MARTIN HEALTH NURSING & RESTORATIVE		5			5
NORTHWESTERN MEMORIAL HOSPITAL			5	100%	5
OHIO STATE UNIVERSITY MEDICAL CENTER			5	100%	5
COMMUNITY MEDICAL CARE CENTER INC			5	100%	5
MEDRITE MEDICAL CARE, PC		1	4	80%	5
MINUTECLINIC DIAGNOSTIC OF PA, LLC (1036)		4	1	20%	5
WYOMING COUNTY COMMUNITY HOSPITAL LABORATORY		5			5
XRL SXF REF LAB		5			5
CVS			5	100%	5
TGH URGENT CARE POWERED BY FAST TRACK			5	100%	5
URGENT CARE OF LONGWOOD			5	100%	5
RIVER CITY PRIMARY AND URGENT CARE			5	100%	5
LAKE PARK OF MADISON		4	1	20%	5
MOUNT SINAI BROOKLYN LABORATORY		4	1	20%	5
LUXOR SCIENTIFIC LLC			5	100%	5
GENTRY PARK ORLANDO ASSISTED LIVING		5			5
NORTH FLORIDA PEDIATRICS JASPER			5	100%	5
NELSON BIOLOGICAL			5	100%	5
BOND CLINIC, PA			5	100%	5
ADVENT HEALTH - FOUR CORNERS ER		5			5
HEALTH NETWORK LABORATORIES		4	1	20%	5
OMNICARE PHARMACY OFTEXAS 1, LP DBA OMNICARE		5			5
BIOTECH			5	100%	5
ROADS PEDIATRICS,LLC		4	1	20%	5
GOLISANO CHILDREN'S HOSPITAL OF SOUTHWEST FLORIDA		3	2	40%	5
COASTAL SKIN SURGERY AND DERMATOLOGY		2	3	60%	5
PRECISION LABS LLC		2	3	60%	5
NORTHERN DUTCHESS HOSPITAL LABORATORY		5			5
TANNER MEDICAL CENTER EAST AL		5			5
TENNESSEE DEPARTMENT OF HEALTH (TDH) - CENTRAL LABORATORY			5	100%	5
ST CHARLES HOSPITAL LABORATORY		5			5
HEALTHPARK MEDICAL CENTER ABG LAB		5			5
COOPER HOSPITAL/UNIVERSITY MEDICAL		5			5
INTERNAL MEDICINE SPECIALISTS			5	100%	5
HEALTHCARE NOW			5	100%	5
WIREGRASS CLINIC LLC		3	2	40%	5

COVID-19: testing by laboratory

Data through Nov 22, 2020 verified as of Nov 23, 2020 at 09:25 AM

Data in this report are provisional and subject to change.

The numbers in the table below represent the number of Florida and non-Florida residents for whom test results were received by the Department of Health. A person can be tested by more than one laboratory and can have both positive and negative results. **Therefore, the sum of the numbers in each column will be larger than the total number of people tested.**

Reporting lab	Inconclusive	Negative	Positive	Percent positive	Total
LIFE CARE CENTER OF PORT ST. LUCIE		2	3	60%	5
PALMS FACILITY INC		5			5
WEST		2	3	60%	5
GUTHRIE MEDICAL GROUP LABORATORIES		5			5
BAPTIST PRIMARY CARE INC		4	1	20%	5
WELLMED AT LAKE COPELAND		2	3	60%	5
PALM BAY HOSPITAL CLINICAL LABORATORY			5	100%	5
ARIZONA DEPARTMENT OF HEALTH SERVICES			5	100%	5
RIVERVIEW REGIONAL MEDICAL CENTER		5			5
DIEGO FALLON MD PA		3	2	40%	5
THOMAS JEFFERSON UNIVERSITY HOSPITAL		4	1	20%	5
RESTORE HEALTH URGENT CARE			5	100%	5
MEDICAL CENTER OF BLOUNTSTOWN			5	100%	5
Good Samaritan Society Kissimmee Village		5			5
HOWARD BEACH URGENT CARE		5			5
AZALEA HEALTH		2	3	60%	5
FLORIDA HOSPITAL LAKE MARY		5			5
FLORIDA DEPARTMENT OF HEALTH IN CITRUS COUNTY		3	2	40%	5
SARASOTA MEMORIAL NURSING & REHABILITATION CTR		5			5
ELLIS HOSPITAL LABORATORY		5			5
BAPTIST PEDIATRICS		5			5
UNILAB		2	3	60%	5
BAYSHORE LABORATORY		4	1	20%	5
ADVENTHEALTH CENTRA CARE LAKE BUENA VISTA		5			5
FREEDOM SQUARE NURSING CENTER			5	100%	5
HERNANDO COUNTY FIRE RESCUE DISTRICT		2	3	60%	5
CHILDREN'S HOSPITAL OF PHILADELPHIA		5			5
BARNETT PARK			5	100%	5
FISHERMEN'S HOSPITAL			4	100%	4
NEW HAMPSHIRE DEPARTMENT OF HEALTH AND HUMAN SERVICES		3	1	25%	4
GOOD SAMARITAN SOCIETY OF DELAND		1	3	75%	4
MARIANNA HEALTH AND REHABILITATION CENTER		4			4
OKLAHOMA STATE UNIVERSITY DIAGNOSTIC LAB			4	100%	4
NEWPATH DIAGNOSTICS		4			4
ILLINOIS DEPT OF PUBLIC HEALTH LAB - SPRINGFIELD			4	100%	4
LORI MCAULIFFE MD PA			4	100%	4
NEMOURS CHILDREN'S PRIMARY CARE VERO BEACH			4	100%	4
BAYCARE MEDICAL GROUP INC			4	100%	4
ROSLYN URGENT CARE		4			4
UNION CITY MANOR NURSING CENTER		4			4
SIGNATURE CARE EMERGENCY CENTER		2	2	50%	4
IRL MARKET LAB			4	100%	4
SHARP MEMORIAL HOSPITAL MICROBIOLOGY DEPT			4	100%	4
MEDEX MEDICAL EXPRESS OF PALATKA LLC			4	100%	4
FLORIDA HOSPITAL ALTAMONTE		2	2	50%	4
FLORIDA HEART AND VASCULAR			4	100%	4
EAR NOSE & THROAT ASSOCIATES OF MANATEE PA		4			4

COVID-19: testing by laboratory

Data through Nov 22, 2020 verified as of Nov 23, 2020 at 09:25 AM

Data in this report are provisional and subject to change.

The numbers in the table below represent the number of Florida and non-Florida residents for whom test results were received by the Department of Health. A person can be tested by more than one laboratory and can have both positive and negative results. **Therefore, the sum of the numbers in each column will be larger than the total number of people tested.**

Reporting lab	Inconclusive	Negative	Positive	Percent positive	Total
SOUTHCOD LABORATORY		2	2	50%	4
GEORGE SAFRAN MD PC		4			4
NORTHPORT MEDICAL CENTER LAB		4			4
DISCOVERY VILLAGE AT MELBOURNE		4			4
PM PEDIATRICS OF SELDEN		3	1	25%	4
ENGLEWOOD HOSPITAL AND MEDICAL CENTER		1	3	75%	4
ALBIBI		1	3	75%	4
MARSHALL MEDICAL CENTER SOUTH LAB		3	1	25%	4
FCHC (OB)-DARWIN SQUARE CTR.			4	100%	4
PANCARE HEALTH YOUNGSTOWN			4	100%	4
FAMILY AND INTERNAL MEDICINE AT AVALON PARK		3	1	25%	4
PINARD HOME HEALTH SERVICES INC			4	100%	4
PATHLINE			4	100%	4
CAPE COD HOSPITAL			4	100%	4
MORTON PLANT			4	100%	4
MARION AND BERNARD L SAMSON NURSING CENTER			4	100%	4
Northwell Lab			4	100%	4
S-H THIRTY-FIVE OPCO- PORT ST LUCIE, LLC		4			4
MORSELIFE MEMORY CARE RESIDENCE		4			4
CELERION			4	100%	4
MEMORIAL HEALTH CARE SYSTEMS			4	100%	4
MEDICAL CENTER AT OCEAN REEF		1	3	75%	4
PALM HARBOR DERMATOLOGY		4			4
IU HEALTH PATHOLOGY			4	100%	4
RESEARCH CENTERS OF AMERICA, LLC		4			4
PALM BEACH COUNTY HEALTH DEPARTMENT LABORATORY			4	100%	4
FIRST CHOICE PEDIATRICS INC		3	1	25%	4
ORLANDO HEALTH PHYSICIAN ASSOCIATES		3	1	25%	4
NORTHWEST FLORIDA ENT, PA		3	1	25%	4
NORTHBROOK CENTER FOR		4			4
EXPRESS TESTING-ONE			4	100%	4
MAIMONIDES MEDICAL CENTER		3	1	25%	4
INTERMARKET FACILITY			4	100%	4
COLUMBIA MEMORIAL HOSPITAL LABORATORY		4			4
FIFTH AVENUE PEDIATRICS		3	1	25%	4
SANFORD SOUTH UNIVERSITY		4			4
PEDIATRIC HEALTHCARE ALLIANCE			4	100%	4
GLEN OAKS URGENT CARE		4			4
Golfview Healthcare Center		4			4
PASSPORT HEALTH			4	100%	4
HAWTHORN HOUSE		4			4
OMNICARE PHARMACY OF TEXAS 1		4			4
MC DIAGNOSTIC OF CONNECTICUT, PC #1960		4			4
OSPREY LODGE		4			4
Peninsula Care and Rehab		3	1	25%	4
HUNTINGTON VILLAGE URGENT CARE		4			4
CAREWELL 202			4	100%	4

COVID-19: testing by laboratory

Data through Nov 22, 2020 verified as of Nov 23, 2020 at 09:25 AM

Data in this report are provisional and subject to change.

The numbers in the table below represent the number of Florida and non-Florida residents for whom test results were received by the Department of Health. A person can be tested by more than one laboratory and can have both positive and negative results. **Therefore, the sum of the numbers in each column will be larger than the total number of people tested.**

Reporting lab	Inconclusive	Negative	Positive	Percent positive	Total
STEWARD ROCKLEDGE HOSPITAL			4	100%	4
CONCENTRA URGENT CARE		1	3	75%	4
ADVENT HEALTH - DELTONA ER		1	3	75%	4
UF HEALTH			4	100%	4
THE DOCTORS CENTER HEALTHCARE-SOUTHSIDE		1	3	75%	4
ADVANCED DIAGNOSTIC LABORATORY			4	100%	4
KANSAS DEPARTMENT OF HEALTH		2	2	50%	4
PALM BEACH CANCER INSTITUTE			4	100%	4
ADVENT HEALTH CENTRA CARE - ORANGE LAKE		1	3	75%	4
CARE HERE			4	100%	4
CARENOW URGENT CARE - WINTER SPRINGS		3	1	25%	4
ST. CLOUD REGIONAL MEDICAL CENTER		4			4
INTERLACHEN PEDIATRICS PA		4			4
WAKEMED		1	3	75%	4
EGL GENETICS DIAGNOSTICS			4	100%	4
BENEVA LAKES HEALTHCARE & REHAB CENTER			4	100%	4
COOPER FAMILY MEDICAL PLLC		3	1	25%	4
CELAL GUROL ERBAY, MD			4	100%	4
CEDAR CREEK AT KINGS BAY INC		4			4
TRINITY MEDICAL ASSOCIATES LLC			4	100%	4
MIAMI CANCER INSTITUTE			4	100%	4
CARENOW LAKE MARY			4	100%	4
GNT ASSOCIATES		3	1	25%	4
BRADENTON PHYSICIANS MEDICAL CENTER			4	100%	4
GULF COAST MEDICAL CENTER		4			4
Westminster Manor		3	1	25%	4
AMERICAN FAMILY MEDICAL LLC		1	3	75%	4
PENNSYLVANIA DEPARTMENT OF HEALTH BUREAU OF LABORATORIES			4	100%	4
VERMONT DEPARTMENT OF HEALTH		1	3	75%	4
GENUS DIAGNOSTICS			4	100%	4
ECLRS		1	3	75%	4
BARBARA O'REILLY MD PA		4			4
BIO-TECH CLINICAL LABORATORIES			4	100%	4
BOCA GRANDE HEALTH CLINIC		3	1	25%	4
BIOTEST PLASMA CENTER		4			4
Sunset Lake Health and Rehabilitation Center		4			4
INFECTION CONTROL/ EMPHEALTH		3	1	25%	4
BAPTIST MEMORIAL HEALTH CARE		4			4
HERNANDO ENDOSCOPY AND SURGERY CENTER		3	1	25%	4
DIAGNOSTECHS		4			4
FHMG_FM AND IM AVALON PARK		1	3	75%	4
PREMIER MEDICAL ASSOCIATES		4			4
TALLAHASSEE DEVELOPMENTAL CENTER□		4			4
ESTATES MEDICAL CENTER		2	2	50%	4
VENICE REGIONAL MEDICAL CENTER BAYFRONT HEALTH		1	3	75%	4
MINUTECLINIC, LLC #03965		4			4
RESOLVE MOLECULAR DIAGNOSTICS		4			4

COVID-19: testing by laboratory

Data through Nov 22, 2020 verified as of Nov 23, 2020 at 09:25 AM

Data in this report are provisional and subject to change.

The numbers in the table below represent the number of Florida and non-Florida residents for whom test results were received by the Department of Health. A person can be tested by more than one laboratory and can have both positive and negative results. **Therefore, the sum of the numbers in each column will be larger than the total number of people tested.**

Reporting lab	Inconclusive	Negative	Positive	Percent positive	Total
COLONY CLUB ALF,THE		4			4
MD NOW MEDICAL CENTERS INC			4	100%	4
MISSOURI DEPARTMENT OF HEALTH AND SENIOR SERVICES			4	100%	4
TRINITY REGIONAL REHAB CENTER		4			4
WESTCHESTER GENERAL HOSPITAL BLOOD GAS LAB			4	100%	4
FAMILY MEDICAL CARE OF PALM BEACH			4	100%	4
CRESTWOOD MEDICAL CENTER		4			4
COVENIENT CARE MEDICAL CLINIC			4	100%	4
ELTINGVILLE CIRCLE URGENT CARE		4			4
FAST TRACK URGENT CARE CENTER - DOWNTOWN			4	100%	4
UNIVERSITY OF CHICAGO MEDICAL CENTER LAB			4	100%	4
FHCP - ORMOND BEACH			4	100%	4
DOTHAN PEDIATRIC CLINIC			4	100%	4
ROHR HOME		3	1	25%	4
SOUTHEASTERN REGIONAL MEDICAL CENTER			4	100%	4
ACCENT PHYSICIAN SPECIALISTS PA		4			4
FAMILY HEALTH CENTERS OF SOUTHWEST FLORIDA INC			4	100%	4
BAYLOR ESOTERIC AND MOLECULAR LAB			4	100%	4
DTR LABS		3	1	25%	4
YAZJI PEDIATRIC CARE LLC DBA TUKA PEDIATRICS			4	100%	4
CENTER ONE SURGERY CENTER		3	1	25%	4
SOUTHWESTERN REGIONAL MEDICAL CENTER - TULSA		4			4
CRUCIAL CARE		2	2	50%	4
SONIC REFERENCE LABORATORY			4	100%	4
MD ANDERSON			4	100%	4
WYOMING PUBLIC HEALTH LAB			4	100%	4
GENEVA GENERAL HOSPITAL LABORATORY		3	1	25%	4
SOUTHEASTERN PEDIATRIC ASSOCIATES			4	100%	4
REHABILITATION CENTER OF WINTER PARK			4	100%	4
NOVANT HEALTH PRESBYTERIAN		2	1	33%	3
ORANGE PARK PEDIATRIC ASSOCIATES			3	100%	3
OCALA OAKS REHABILITATION CENTER		2	1	33%	3
WILLIAM A HINTON STATE LABORATORY INSTITUTE		1	2	67%	3
SOUTHERN OCEAN MEDICAL CENTER		3			3
WINDERMERE MEDICAL CENTER			3	100%	3
TAVARES PEDIATRICS		3			3
VILLAGES HEALTH, THE		3			3
WATSON THERAPEUTICS		1	2	67%	3
SURETOX LABORATORY LLC		2	1	33%	3
NOT INDICATED		1	2	67%	3
SANDGATE GARDENS REHAB & NURSING CENTER		2	1	33%	3
THE LODGE AND REHABILITATION CENTER		3			3
NORTH NAPLES HOSPITAL RESPIRATORY THERAPY DEPARTMENT			3	100%	3
NORTHEAST ALABAMA REGIONAL MEDICAL CENTER		2	1	33%	3
GEORGIA DEPARTMENT OF PUBLIC HEALTH			3	100%	3
GREENVILLE MEMORIAL HOSPITAL LAB			3	100%	3
WESLEY CHAPEL INTERNAL MEDICINE AND PEDIATRICS			3	100%	3

COVID-19: testing by laboratory

Data through Nov 22, 2020 verified as of Nov 23, 2020 at 09:25 AM

Data in this report are provisional and subject to change.

The numbers in the table below represent the number of Florida and non-Florida residents for whom test results were received by the Department of Health. A person can be tested by more than one laboratory and can have both positive and negative results. **Therefore, the sum of the numbers in each column will be larger than the total number of people tested.**

Reporting lab	Inconclusive	Negative	Positive	Percent positive	Total
EXETER HOSPITAL		3			3
FAMILY MEDICINE OF WESTON LLC			3	100%	3
HAWTHORNE INN OF LAKELAND		3			3
VETERANS HOME			3	100%	3
URGENT CARE - OCONEE		2	1	33%	3
HOLMES REG MED CENTER CLINICAL LAB			3	100%	3
HELIX MEDICAL CENTERS		1	2	67%	3
VICAR'S LANDING NURSING HOME		2	1	33%	3
ERIE COUNTY PUBLIC HEALTH CLINICAL		3			3
AVANTE INVERNESS		1	2	67%	3
ACCESS HEALTH CARE		2	1	33%	3
CAPTAIN JAMES A. LOVELL FEDERAL HEALTHCARE CENTER			3	100%	3
PALMS WEST HOSPITAL			3	100%	3
BARONESS ERLANGER HOSPITAL		3			3
LEXINGTON MEDICAL CENTER		1	2	67%	3
ADVENTHEALTH CENTRA CARE WINTER GARDEN		3			3
ADVENTHEALTH CENTRA CARE SANFORD		1	2	67%	3
ALABAMA DEPARTMENT OF PUBLIC HEALTH		1	2	67%	3
MAINSTREAM DIAGNOSTIC LABORATORY LLC		3			3
AMERICAN HOUSE-BONITA SPRINGS		3			3
ACE BIOMEDICAL LABS LLC			3	100%	3
PRIME HEALTH OF NORTH PORT LLC		2	1	33%	3
ABSOLUTE HEALTH		3			3
TNC WALK IN CLINIC		1	2	67%	3
MINUTECLINIC DIAGNOSTIC OF NEW JERSEY, LLC # 7069		3			3
THE CLINIC OF PEDIATRICS & GI MEDICINE, INC			3	100%	3
OPTUMCARE FLORIDA LLC		1	2	67%	3
ONslow MEMORIAL HOSPITAL LABORATORY		3			3
ARCPOINT LABS OF ST PETERSBURG		1	2	67%	3
ALABAMA CLINICS		1	2	67%	3
ALLIANCE LABS @LRMC			3	100%	3
TRIDENT BIOMETRICS		3			3
TAMPA		1	2	67%	3
SIGNATURE CARE MONTROSE		2	1	33%	3
TARRANT COUNTY PUBLIC HEALTH		3			3
West Gate Village, LLC		3			3
BAYA URGENT CARE LLC			3	100%	3
SIGNATURE CARE PFLUGERVILLE			3	100%	3
SANFORD MOBILE LAB			3	100%	3
TRUE HEALTH – LAKE UNDERHILL		3			3
SENTARA NORFOLK GENERAL HOSPITAL CENTRAL LAB			3	100%	3
MANOR CARE NURSING CENTER OF SARASOTA FL LLC			3	100%	3
MD NOW URGENT CARE - DELRAY WEST			3	100%	3
EAST BANK HOSPITAL - UNIVERSITY OF MINNESOTA MEDICAL CENTER			3	100%	3
MED LABS DIAGNOSTICS		3			3
DEPARTMENT OF PATHOLOGY ROME MEMORIAL		3			3
PBC PREMIER FAMILY HEALTH			3	100%	3

COVID-19: testing by laboratory

Data through Nov 22, 2020 verified as of Nov 23, 2020 at 09:25 AM

Data in this report are provisional and subject to change.

The numbers in the table below represent the number of Florida and non-Florida residents for whom test results were received by the Department of Health. A person can be tested by more than one laboratory and can have both positive and negative results. **Therefore, the sum of the numbers in each column will be larger than the total number of people tested.**

Reporting lab	Inconclusive	Negative	Positive	Percent positive	Total
UNILAB OF DADE INC			3	100%	3
EPIC REFERENCE LABS INC			3	100%	3
PATHOLOGY REFERENCE LAB LLC			3	100%	3
SPRINGS AT BOCA CIEGA BAY,THE		3			3
VIDANT MEDICAL CENTER			3	100%	3
VIERA PEDIATRICS			3	100%	3
MACTOWN, INC		3			3
MCR HEALTH LAWTON CHILES ADMINISTRATION STE A		1	2	67%	3
MARSHFIELD LABORATORIES			3	100%	3
CORTLAND REGIONAL MEDICAL CENTER		3			3
PEDIATRICS BY THE SEA JOG RD OFFICE			3	100%	3
MEDICATION ROOMS-CSU/CI NURSE STATION		3			3
SJH			3	100%	3
MONTANA DEPARTMENT OF PUBLIC HEALTH & HUMAN SERVICES			3	100%	3
OSWEGO HOSPITAL LABORATORY		3			3
MPG JACKSONVILLE ATLANTIC BLVD		1	2	67%	3
PALM BEACH CDH - DELRAY BEACH			3	100%	3
CTRS			3	100%	3
THOMAS LANGLEY			3	100%	3
UCF STUDENT HEALTH SERVICES LABORATORY			3	100%	3
SSM HEALTH ST LOUIS MICROBIOLOGY LABORATORY		1	2	67%	3
SOFTLAB			3	100%	3
DYNACARE LABORATORIES			3	100%	3
SPRING LAKE REHABILITATION CENTER			3	100%	3
BAPTIST OUTPATIENT SERVICES			3	100%	3
EMERITUS AT NAPLES		3			3
ATMORE NURSING CENTER		3			3
VIRGINIA DIVISION OF CONSOLIDATED LABORATORIES			3	100%	3
THONOTOSASSA COMMUNITY HEALTH CENTER			3	100%	3
BRENTWOOD SENIOR LIVING AT ST PETE			3	100%	3
US SPECIALTY LABS			3	100%	3
WALK IN URGENT CARE			3	100%	3
Walker BaptistMedCtr		2	1	33%	3
WINDSOR OF LAKEWOOD RANCH,THE		3			3
VISTA MANOR			3	100%	3
ADVENT HEALTH - WESTCHASE ER			3	100%	3
UT SOUTHWESTERN MEDICAL CENTER			3	100%	3
ADVENT HEALTH - TIMBERRIDGE ER		2	1	33%	3
CLERMONT HEALTH AND REHABILITATION CENTER		3			3
INDIANA STATE DEPARTMENT OF HEALTH		1	2	67%	3
WINDER NURSING INC DBA WINDER HEALTH CARE		3			3
RED MOUNTAIN DIAGNOSTICS		3			3
LEE CONVENIENT CARE AT SUMMERLIN			3	100%	3
PRORENATA LABS		1	2	67%	3
CLEVELAND TENNESSEE HOSPITAL COMPANY		3			3
CAMPAZZI CONCIERGE MEDICAL SERVICES		2	1	33%	3
BOCA RATON REHABILITATION CENTER			3	100%	3

COVID-19: testing by laboratory

Data through Nov 22, 2020 verified as of Nov 23, 2020 at 09:25 AM

Data in this report are provisional and subject to change.

The numbers in the table below represent the number of Florida and non-Florida residents for whom test results were received by the Department of Health. A person can be tested by more than one laboratory and can have both positive and negative results. **Therefore, the sum of the numbers in each column will be larger than the total number of people tested.**

Reporting lab	Inconclusive	Negative	Positive	Percent positive	Total
BOROPARK URGENT CARE		3			3
State Lab Unspecifd			3	100%	3
VIBRANT AMERICA		3			3
UNIVERSITY OF MIAMI MILLER SCHOOL OF MEDICINE			3	100%	3
UNC HOSPITAL/MCLENDON CLINICAL LABORATORIES			3	100%	3
Nashville Central Laboratory		3			3
LAHEY CLINIC MEDICAL CENTER			3	100%	3
NOVARI CARE LLC		3			3
KETTERING HEALTH			3	100%	3
ILLINOIS DEPARTMENT OF PUBLIC HEALTH			3	100%	3
PATIENT FIRST - ALLENTOWN			3	100%	3
MARYLAND STATE DEPT OF HEALTH	2		1	33%	3
LONG ISLAND JEWISH FOREST HILLS HOSPITAL		3			3
QUATRACOR PLLC		3			3
PROFESSIONAL PEDIATRICS		3			3
PRIMECARE		2	1	33%	3
JACKSON COUNTY HEALTH DEPARTMENT			3	100%	3
LEWIS COUNTY MANOR		3			3
MONTANA PUBLIC HEALTH LAB			3	100%	3
MINUTECLINIC DIAGNOSTIC OF NORTH CAROLINA PC		3			3
DEPT OF VA MEDICAL CENTER - BAY PINES			3	100%	3
DICKSON MEDICAL ASSOCIATES PC PATH LAB		3			3
BELLIN HEALTH LAB		1	2	67%	3
PRISMA HEALTH MIDLANDS			3	100%	3
ORLANDO REGIONAL HEALTH SERVICES		1	2	67%	3
CONSOLIDATED LABORATORY SERVICES			3	100%	3
DEACONESS HOSPITAL			3	100%	3
MID FLORIDA CLINICAL LABORATORY		2	1	33%	3
GONZALEZ MD AND ASWAD MD HEALTH SERVICES			3	100%	3
PEACEHEALTH LABORATORIES		2	1	33%	3
FORT HAMILTON URGENT CARE		3			3
ST LUKES HOSPITAL LABORATORY		2	1	33%	3
MINUTECLINIC, LLC #05038		3			3
MINUTECLINIC MINUTECLINIC #8746		3			3
NORTHERN LIGHT LABORATORY		1	2	67%	3
NORTHSIDE HOSPITAL		2	1	33%	3
OCOE PEDIATRICS		3			3
IOWA DEPARTMENT OF PUBLIC HEALTH			3	100%	3
SCIENTIFIC LABORATORY DIVISION			3	100%	3
SEA LEVEL LABS			3	100%	3
MENORAH HOUSE		3			3
NORTH BROWARD HOSPITAL DISTRICT HEALTHCARE FOR THE HOMELESS			3	100%	3
NEWSTAR MEDICAL LABORATORIES		3			3
SARASOTA - ROBERT L TAYLOR COMMUNITY CENTER			3	100%	3
NORTH SHORE HOSP. INFECTION CONTROL			3	100%	3
OPENTRONS PRL		2	1	33%	3
MINUTECLINIC, LLC, DBA MINUTECLINIC #6106		2	1	33%	3

COVID-19: testing by laboratory

Data through Nov 22, 2020 verified as of Nov 23, 2020 at 09:25 AM

Data in this report are provisional and subject to change.

The numbers in the table below represent the number of Florida and non-Florida residents for whom test results were received by the Department of Health. A person can be tested by more than one laboratory and can have both positive and negative results. **Therefore, the sum of the numbers in each column will be larger than the total number of people tested.**

Reporting lab	Inconclusive	Negative	Positive	Percent positive	Total
MUNSON MEDICAL CENTER			3	100%	3
MEDICAL CENTER AFFILIATES WEST PALM			3	100%	3
PARRISH MEDICAL CENTER-WAIVED TESTING		3			3
MIAMI CLINICAL RESEARCH CORP			3	100%	3
MEDFUSION		2	1	33%	3
CORTLAND COUNTY HEALTH DEPARTMENT		3			3
MARION COUNTY FIRE RESCUE		3			3
PINELLAS PARK HEALTH CENTER - PINELLAS CHD		1	2	67%	3
FLORIDA LABORATORY ANALYSIS, LLC			3	100%	3
JOSEF SCHENKER MD PC		3			3
PERDIDO URGENT CARE			3	100%	3
RJ LEE GROUP		3			3
KEY WEST URGENT CARE, INC		3			3
REGIONAL MEDICAL LAB			3	100%	3
RHEA MEDICAL CENTER		3			3
MORTON PLANT HOSPITAL NURSING			3	100%	3
ADVENTHEALTH CENTRA CARE LAKE MARY		3			3
LAKE GIBSON VILLAGE, LLC		3			3
LAB UNKNOWN			3	100%	3
LAFAYETTE NURSING AND REHAB			3	100%	3
GRAND OAKS OF PALM CITY LLC		3			3
GREATER MOBILE URGENT CARE – SPRINGHILL			3	100%	3
FLORIDA CLINICAL LABORATORY - BIOREFERENCE LABORATORIES		2	1	33%	3
HELIX KH UC			3	100%	3
BAPTIST PRIMARY CARE, INC.		2	1	33%	3
CROSSVILLE MEDICAL GROUP		1	2	67%	3
CHAMPLAIN VALLEY PHYSICIANS HOSPITAL		3			3
ALCOVE ASSISTED LIVING FACILITY		3			3
CGH MEDICAL CENTER			3	100%	3
GROVES CENTER			3	100%	3
EXPRESS DOCS LLC			3	100%	3
CVS HEALTH, #3396		3			3
MANORCARE NURSING & REHABILITATION CENTER-NAPLES		3			3
CAREWELL URGENT CARE			3	100%	3
AHC Decatur County		3			3
FLORIDA DEPARTMENT OF HEALTH IN MIAMI DADE COUNTY		2	1	33%	3
FLORIDA CANCER SPECIALISTS AND RESEARCH		1	2	67%	3
BIRMINGHAM VAMC		1	2	67%	3
CONSULATE HEATH CARE AT WEST ALTAMONTE			3	100%	3
Consulate Health Care of Port Charlotte		1	2	67%	3
CITYMD		1	2	67%	3
MADISON COUNTY HEALTH DEPARTMENT		3			3
ALLIANCE FOR MULTISPECIALTY RESEARCH		3			3
DACH MAIN LAB			3	100%	3
CULLMAN REGIONAL URGENT CARE		2	1	33%	3
GYN PATH SERVICES			3	100%	3
COVENANT PEDIATRICS		1	2	67%	3

COVID-19: testing by laboratory

Data through Nov 22, 2020 verified as of Nov 23, 2020 at 09:25 AM

Data in this report are provisional and subject to change.

The numbers in the table below represent the number of Florida and non-Florida residents for whom test results were received by the Department of Health. A person can be tested by more than one laboratory and can have both positive and negative results. **Therefore, the sum of the numbers in each column will be larger than the total number of people tested.**

Reporting lab	Inconclusive	Negative	Positive	Percent positive	Total
BETH ISRAEL MEDICAL CENTER LABS		3			3
MEDICAL CENTER ENTERPRISE			3	100%	3
BEEBE MEDICAL CENTER LABORATORY		3			3
COMPREHENSIVE CHILDCARE ASSOCIATES		3			3
MIZELL MEMORIAL HOSPITAL			3	100%	3
AVANTE AT MT DORA		1	2	67%	3
JACKSON SOUTH COMMUNITY HOSPITAL LAB			3	100%	3
HORIZON MEDICAL GROUP		3			3
DIAGNOSTIC & CLINICAL CARE SERVICES INC DBA		3			3
CITIZENS BAPTIST MEDICAL CENTERS LAB		3			3
JOHN T MATHER MEMORIAL HOSPITAL LABORATORY		3			3
FARAH MEDICAL		3			3
COLLEGE POINT URGENT CARE		3			3
NORTH SHORE HEMATOLOGY-ONCOLOGY ASSOCIATES, PC		3			3
JOSEPH SCHENKER MD PC DBA CENTERS URGENT		1	2	67%	3
NORTHWEST FLORIDA CLINICAL LAB		1	2	67%	3
MAINSTREET FAMILY CARE			3	100%	3
CARENOW URGENT CARE-GREEN HILLS		3			3
FAMILY MEDICINE AT WATERMAN		3			3
ANN STORCK CENTER INC		3			3
CARESPOT-WELLINGTON			3	100%	3
GARCIA MORALES NELSON			3	100%	3
BAY STREET PHARMACY☐		3			3
MAYO		1	2	67%	3
EMORY UNIVERSITY HOSPITAL			2	100%	2
UTMB PATHOLOGY CLINICAL SERVICES LABORATORY			2	100%	2
TRINITAS REGIONAL MEDICAL CENTER		1	1	50%	2
PM PEDIATRICS OF BAYSIDE PLLC - HOPEWELL JUNCTION		2			2
CONSULATE HEALTH CARE		1	1	50%	2
HARTFORD HOSPITAL ANCILLARY LAB		1	1	50%	2
PR HEALTH			2	100%	2
ADVENTHEALTH CENTRA CARE CLERMONT			2	100%	2
VAULT HEALTH			2	100%	2
CITRUS PARK			2	100%	2
UNIVERSITY HOSPITAL OF BROOKLYN		2			2
PREMIER LABORATORY SERVICES, LLC			2	100%	2
DOCTOR 4 U CLINIC			2	100%	2
UNIVERSITY OF MISSOURI HEALTH CARE			2	100%	2
FIRST QUALITY LABORATORY			2	100%	2
RAPID CITY RUGENT CARE			2	100%	2
IN & OUT URGENT CARE METAIRIE			2	100%	2
CARESPOT EXPRESS HEALTHCARE			2	100%	2
ADVANCED MEDICAL CARE			2	100%	2
COMPREHENSIVE CLINICAL RESEARCH, LLC			2	100%	2
ADVANCED RESEARCH FOR HEALTH IMPROVEMENT		1	1	50%	2
MINUTECLINIC, LLC #03268		2			2
CERTIVIA LABORATORIES			2	100%	2

COVID-19: testing by laboratory

Data through Nov 22, 2020 verified as of Nov 23, 2020 at 09:25 AM

Data in this report are provisional and subject to change.

The numbers in the table below represent the number of Florida and non-Florida residents for whom test results were received by the Department of Health. A person can be tested by more than one laboratory and can have both positive and negative results. **Therefore, the sum of the numbers in each column will be larger than the total number of people tested.**

Reporting lab	Inconclusive	Negative	Positive	Percent positive	Total
HOLIDAY MEDICAL ASSOCIATES		1	1	50%	2
PRINCETON BMC LABORATORY		2			2
ST VINCENT'S ST CLAIR		1	1	50%	2
SACRED HEART HOSPITAL ON THE EMERALD			2	100%	2
AFFORDABLE PRIMARY CARE LLC		2			2
CLEARWATER PEDIATRIC CARE			2	100%	2
DOTHAN WEST FAMILY MEDICINE		1	1	50%	2
INSPIRIT SENIOR LIVING			2	100%	2
PTC LABORATORIES			2	100%	2
PRECISION DIAGNOSTIC INC		2			2
HANOVER ENDOSCOPY CENTER		2			2
CHILDRENS MEDICAL CENTER			2	100%	2
DEPARTMENT OF HEALTH AND HUMAN SERVICES DIVISION OF BEHAVIORAL HEALTH		1	1	50%	2
Broadview Multi-Care Center		2			2
DMC UNIVERSITY LABORATORIES		1	1	50%	2
FEDERAL CORRECTIONAL INSTITUTION MARIANNA			2	100%	2
PERSONAL PEDIATRICS PA		1	1	50%	2
PM PEDIATRICS OF BAYSIDE PLLC		2			2
ADRIANA M CASTRO MD PA		2			2
ELITE MEDICAL CENTER			2	100%	2
THE REHABILITATION CENTER OF LAKE CITY			2	100%	2
COOK HOSPITAL AND CARE CENTER		1	1	50%	2
87TH MEDICAL GROUP – MCGUIRE AMBULATORY CARE FACILITY		2			2
ADVENT HEALTH - TUSKAWILLA		2			2
PALM CITY NURSING AND REHAB CENTER			2	100%	2
IMA MEDICAL CENTER		2			2
CULLMAN REGIONAL MEDICAL CENTER		2			2
FLORIDA ATLANTIC UNIVERSITY STUDENT HEALTH			2	100%	2
CEDARS-SINAI MEDICAL CENTER			2	100%	2
VANAYER HEALTHCARE AND REHAB CENTER		2			2
TENNESSEE DEPARTMENT OF HEALTH (TDH) - REGIONAL LABORATORY			2	100%	2
ASCENSION ST VINCENT'S RIVERSIDE			2	100%	2
SPARROW CENTRAL LAB			2	100%	2
JOHNSON CITY MEDICAL CENTER		1	1	50%	2
ORLANDO ORTHOPAEDIC OUTPATIENT SURGERY CENTER			2	100%	2
SOUTH DAKOTA DEPARTMENT OF HEALTH		2			2
NORTH FL SOUTH GA HCS-MALCOM RANDALL VAMC			2	100%	2
NIGHT OWL PEDIATRICS URGENT CARE			2	100%	2
APOLLO SURGERY CENTER			2	100%	2
CENTERPLACE HEALTH, INC			2	100%	2
ARKANSAS DEPARTMENT OF HEALTH			2	100%	2
UT MEMPHIS UNIVERSITY HEALTH SERVICES			2	100%	2
KRYSTAL BAY NURSING AND REHABILITATION			2	100%	2
PHYSICIANS STAT LAB INC		1	1	50%	2
WHOLE CHILD PEDIATRICS			2	100%	2
BAYLOR GENETICS		2			2
ST. CLOUD PHARMACY AND WELLNESS CENTER		2			2

COVID-19: testing by laboratory

Data through Nov 22, 2020 verified as of Nov 23, 2020 at 09:25 AM

Data in this report are provisional and subject to change.

The numbers in the table below represent the number of Florida and non-Florida residents for whom test results were received by the Department of Health. A person can be tested by more than one laboratory and can have both positive and negative results. **Therefore, the sum of the numbers in each column will be larger than the total number of people tested.**

Reporting lab	Inconclusive	Negative	Positive	Percent positive	Total
ST VINCENTS AMBULATORY CARE INC DBA			2	100%	2
ST LUKES HOSPITAL			2	100%	2
MC DIAGNOSTIC OF CONNECTICUT PC #459		2			2
SUNNY HILLS ALF OF SEBRING INC		2			2
STEWART MELBOURNE HOSPITAL			2	100%	2
BROOKDALE BRANDON		2			2
LACORP		1	1	50%	2
Lake Charles Healthcare LLC dba Landmark Lake Charles			2	100%	2
SPECIALTY LABORATORIES			2	100%	2
Cleveland Clinic Weston			2	100%	2
SEA BREEZE REHAB AND NURSING CENTER			2	100%	2
SCIENTIFIC LABORATORY COMPANY		2			2
YORKVILLE PEDIATRIC URGENT CARE		2			2
RIVERVIEW MEDICAL CLINIC		2			2
URGENT TEAM - HUNTSVILLE		2			2
SIGNATURE HEALTHCARE OF MIDDLEBURG		2			2
VIRTUA MEMORIAL HOSPITAL BURLINGTON COUNTY			2	100%	2
DALLAS MEDICAL CENTER			2	100%	2
ORCHID COVE			2	100%	2
OHIO DEPARTMENT OF HEALTH LABORATORY		2			2
ADVENTHEALTH EXPRESS CARE AT			2	100%	2
VITAL CARE URGENT CARE			2	100%	2
ADVENTHEALTH EAST ORLANDO EMPLOYEE CLINIC		2			2
SPRING HILL REGIONAL HOSPITAL			2	100%	2
TUFTS MEDICAL CENTER			2	100%	2
CARL R DARNALL ARMY MEDICAL CENTER			2	100%	2
CARENOW URGENT CARE-SOUTHLAKE			2	100%	2
ALVERNO CLINICAL LABORATORIES			2	100%	2
TREASURE COAST MEDICAL ASSOCIATES INC			2	100%	2
NEW YORK STATE DEPARTMENT OF HEALTH		1	1	50%	2
MAILBOX DIAGNOSTICS		1	1	50%	2
ADVENTHEALTH CENTRA CARE KISSIMMEE		2			2
PLANT CITY PEDIATRICS		2			2
UNITY HEALTH AND REHABILITATION CENTER			2	100%	2
ADVENTIST HINSDALE HOSPITAL LABORATORY			2	100%	2
NEBRASKA MEDICAL CENTER			2	100%	2
PEACEHEALTH CENTRAL		2			2
MEDSTAR HARBOR HOSPITAL			2	100%	2
PARADIGM LABORATORIES			2	100%	2
LIFEHOPE LABS			2	100%	2
MEMORIAL HERMANN CONSOLIDATED LABORATORY SERVICES			2	100%	2
RIO PINAR HEALTH CARE			2	100%	2
PEDIATRICS AND ADOLESCENT MEDICINE		2			2
ORANGE COUNTY HEALTH DEPARTMENT		1	1	50%	2
REDMED OF CROSSTOWN		1	1	50%	2
NORTHWELL HEALTH			2	100%	2
NOVA SOUTHEASTERN UNIVERSITY - STUDENT MEDICAL CTR			2	100%	2

COVID-19: testing by laboratory

Data through Nov 22, 2020 verified as of Nov 23, 2020 at 09:25 AM

Data in this report are provisional and subject to change.

The numbers in the table below represent the number of Florida and non-Florida residents for whom test results were received by the Department of Health. A person can be tested by more than one laboratory and can have both positive and negative results. **Therefore, the sum of the numbers in each column will be larger than the total number of people tested.**

Reporting lab	Inconclusive	Negative	Positive	Percent positive	Total
DANIEL M LIBBY MD PLLC		2			2
PALOS COMMUNITY HOSPITAL LABORATORY			2	100%	2
FLORIDA CLINICAL LABORATORY INC			2	100%	2
PALM GARDEN OF ORLANDO		2			2
HILLVIEW LABORATORY			2	100%	2
HOME ACCESS HEALTH			2	100%	2
ROCKEFELLER UNIVERSITY CLINICAL GENOMICS LABORATOR		2			2
LEGACY LABORATORY SERVICES			2	100%	2
PRIME CARE ONE LLC/HARBORCHASE OF VENICE			2	100%	2
LIFE CARE CENTER OF PALM BAY☐		2			2
NEMOURS CHILDREN'S URGENT CARE			2	100%	2
ROSS MEDICAL GROUP			2	100%	2
PUBLIC HEALTH LABORATORY	1		1	50%	2
NOVANT HEALTH UVA			2	100%	2
MEADOWCREST FAMILY PHYSICIANS PA			2	100%	2
MAIN STREET MEDICAL CENTER OF CRESTVIEW PA			2	100%	2
PACIFICA SENIOR LIVING OCALA		2			2
PHYSICIANS IMMEDIATE CARE AURORA			2	100%	2
BIOHEALTH MEDICAL LAB INC			2	100%	2
MADISON HOSPITAL LABORATORY			2	100%	2
EASTLAKE MEDICAL CENTER		2			2
Elba Nursing and Rehabilitation Center, LLC		2			2
JEFFERSON WASHINGTON TOWNSHIP HOSPITAL		2			2
REGENCY OAKS HEALTH CENTER		2			2
MINUTE-CLINIC DIAGNOSTIC OF VIRGINIA, LLC #794		2			2
DISCOVERY VILLAGE AT THE FORUM		2			2
GEISINGER MEDICAL CENTER		2			2
GINKGO-IXLAYER		2			2
MOBILE COUNTY HEALTH DEPARTMENT		1	1	50%	2
PREMIER MEDICAL ASSOCIATES ALL FLORIDA LLC		2			2
RAINY LAKE MEDICAL CENTER			2	100%	2
JEFFERSON COUNTY HEALTH DEPARTMENT-MONTICELLO		2			2
MEMORIAL SLOAN KETTERING CANCER CENTER		1	1	50%	2
JOHNNIE RUTH CLARKE LAB			2	100%	2
PINELLAS POINT NURSING AND REHAB			2	100%	2
FLORIDA COMMUNITY HEALTH CENTERS, INC.			2	100%	2
REMISE OCCUPATIONAL HEALTH SOLUTIONS INC			2	100%	2
ROANE MEDICAL CENTER		1	1	50%	2
MD NOW URGENT CARE CENTER INC.			2	100%	2
NLC LABS			2	100%	2
PUTNAM HOSPITAL CENTER LABORATORY		2			2
NIGHT LITE PEDIATRICS CENTER		1	1	50%	2
GRAND VILLA OF MELBOURNE			2	100%	2
PALMS REHABILITATION AND HEALTHCARE CENTER			2	100%	2
NORTH FLORIDA INTERNAL MEDICINE PA		2			2
HARTFORD HEALTH SERVICES LLC		2			2
NORTH DAKOTA DEPT OF HEALTH MICROBIOLOGY			2	100%	2

COVID-19: testing by laboratory

Data through Nov 22, 2020 verified as of Nov 23, 2020 at 09:25 AM

Data in this report are provisional and subject to change.

The numbers in the table below represent the number of Florida and non-Florida residents for whom test results were received by the Department of Health. A person can be tested by more than one laboratory and can have both positive and negative results. **Therefore, the sum of the numbers in each column will be larger than the total number of people tested.**

Reporting lab	Inconclusive	Negative	Positive	Percent positive	Total
L3HARRIS FAMILY MEDICAL CENTER			2	100%	2
PREMIER MEDICAL LABORATORY			2	100%	2
KINGS BAY PEDIATRICS LLC			2	100%	2
MONTEFIORE MEDICAL CENTER LABS MONTEFIORE		1	1	50%	2
NEW BRIDGE MEDICAL CENTER		2			2
PEACE RIVER MEDICAL CENTER		2			2
FIRST CHOICE MEDICAL PC			2	100%	2
NATIONAL JEWISH HEALTH			2	100%	2
ASPEN VALLEY HOSPITAL			2	100%	2
PANCARE HEALTH - BONIFAY K-8			2	100%	2
DEKALB MEDICAL CENTER LABORATORY			2	100%	2
BROOKDALE SENIOR LIVING			2	100%	2
COMMONWEALTH OF MASSACHUSETTS			2	100%	2
MEDICAL CENTER LABORATORY			2	100%	2
CUMBERLAND MEDICAL CENTER INC		2			2
ANY LAB TEST NOW INC			2	100%	2
OHIO DEPARTMENT OF HEALTH			2	100%	2
GENETIC ASSAYS INC			2	100%	2
LIFT HEALTH		2			2
LOWELL GENERAL HOSPITAL			2	100%	2
ISLAND DOCTORS DAYTONA			2	100%	2
DELCARE PA			2	100%	2
HOUSTON HEALTH DEPARTMENT - BUREAU OF LABORATORY SERVICES			2	100%	2
ORLANDO LUTHERAN TOWERS		1	1	50%	2
PLANTATION NURSING & REHAB CENTER		2			2
SONATA DELRAY BEACH		1	1	50%	2
CSL PLASMA INC			2	100%	2
PEPIN ACADEMIES-PASCO		2			2
COPELAND MEDICAL CLINIC		2			2
BERGEN COUNTY SURGICAL AND ENDOSCOPY CENTER		2			2
ENTRUST IMMEDIATE CARE			2	100%	2
UNIVERSITY OF KANSAS MEDICAL CENTER			2	100%	2
GALEN BAYLOR EXTENSION		2			2
FAST PACE MEDICAL CLINIC		2			2
BRITO MEDICAL CENTER			2	100%	2
MERCY HEALTH LAB		1	1	50%	2
CONEMAUGH MEMORIAL MEDICAL CENTER		2			2
COMPUNET CLINICAL LAB			2	100%	2
COVANCE			2	100%	2
MINUTECLINIC DIAGNOSTIC OF PA LLC		2			2
IGENEX INC		2			2
Mt Sinai Aventura			2	100%	2
LAKE MARY HEALTH AND REHABILITATION CENTER		1	1	50%	2
CROSSROADS			2	100%	2
COASTAL FAMILY PRACTICE			2	100%	2
KINDRED HOSPITAL		2			2
CPL LABS			2	100%	2

COVID-19: testing by laboratory

Data through Nov 22, 2020 verified as of Nov 23, 2020 at 09:25 AM

Data in this report are provisional and subject to change.

The numbers in the table below represent the number of Florida and non-Florida residents for whom test results were received by the Department of Health. A person can be tested by more than one laboratory and can have both positive and negative results. **Therefore, the sum of the numbers in each column will be larger than the total number of people tested.**

Reporting lab	Inconclusive	Negative	Positive	Percent positive	Total
SHANDS AT LAKE SHORE LAB			2	100%	2
FLORIDA MEDICAL CLINIC - MULTI SPECIALTY CAMPUS			2	100%	2
COASTAL MEDICAL LAB			2	100%	2
FLORIDA MEDICAL CL ODOM TPA			2	100%	2
CARENOW-LEBANON		1	1	50%	2
INSPIRA MEDICAL CENTER VINELAND LAB		2			2
MINUTE CLINIC LLC			2	100%	2
FLORIDA PRIMARY & SPECIALTY CARE		2			2
LAKELAND HILLS CENTER		1	1	50%	2
MAWD PATHOLOGY GROUP			2	100%	2
PEDIATRIC URGENT HEALTH CARE			2	100%	2
Lakeside Oaks Care Center			2	100%	2
MINUTE CLINIC DIAGNOSTIC OF PENNSYLVANIA		2			2
JRS LABORATORY			2	100%	2
CHEROKEE COUNTY HEALTH AND REHAB CENTER		2			2
HUNT CLUB PEDIATRIC ASSOCIATES LLC		2			2
JACKSON LABORATORY OF GENOMIC MEDICINE		2			2
LABS PLUS LLC		2			2
PALMETTO FAMILY HEALTH CENTER			2	100%	2
MINUTECLINIC DIAGNOSTIC OF TEXAS, LLC #7435		2			2
LEESBURG COMMUNITY HEALTH CENTERS			2	100%	2
MULBERRY CARE CENTER			2	100%	2
IN AND OUT URGENT CARE			2	100%	2
INTERNAL MEDICINE ASSOCIATES-DUNELLON			2	100%	2
MINUTECLINIC DIAGNOSTIC OF TEXAS, LLC		2			2
SKIPPACK MEDICAL LAB			2	100%	2
NOT GIVEN		1	1	50%	2
GROWING TOGETHER PEDIATRICS, LLC		2			2
ATLAS GENOMICS			2	100%	2
BETTERMED URGENT CARE			2	100%	2
ASCENSION ST MICHAEL'S HOSPITAL LAB		1	1	50%	2
Wesley Place on Honeysuckle		2			2
TIEHH BIOTERRORISM RESPONSE LAB			2	100%	2
ADVENTHEALTH CAR CENTER APOPKA			2	100%	2
THE HOSPITAL OF PROVIDENCE EMERGENCY ROOM			2	100%	2
TERRACE OF ST CLOUD, THE		1	1	50%	2
ADVENTHEALTH CENTRA CARE UNIVERSITY		2			2
ADVENTHEALTH CENTRA CARE DR PHILLIPS		2			2
Rehabilitation Center for Park Place LLC		2			2
BRANDYWYNE HEALTH CARE CENTER			2	100%	2
UNITED MEMORIAL MEDICAL CENTER			2	100%	2
CRUC CMCH-COVID-19		2			2
ARLINGTON DIALYSIS CENTER LLC		2			2
ADVENTHEALTH CENTRA CARE WINTER PARK		2			2
PREMIER FAMILY AND SPORTS MEDICINE		1	1	50%	2
TRUE HEALTH- HOFFNER		2			2
AMERICAN SCIENTIFIC LABORATORIES LLC			2	100%	2

COVID-19: testing by laboratory

Data through Nov 22, 2020 verified as of Nov 23, 2020 at 09:25 AM

Data in this report are provisional and subject to change.

The numbers in the table below represent the number of Florida and non-Florida residents for whom test results were received by the Department of Health. A person can be tested by more than one laboratory and can have both positive and negative results. **Therefore, the sum of the numbers in each column will be larger than the total number of people tested.**

Reporting lab	Inconclusive	Negative	Positive	Percent positive	Total
Lakeview Village		2			2
UC CORAL GABLES			2	100%	2
AMERICAN HOUSE COCONUT POINT		1	1	50%	2
TRICORE REFERENCE LABORATORY		1	1	50%	2
University Center East			2	100%	2
SUNCOAST BLOOD BANK			2	100%	2
BENSONHURST URGENT CARE		2			2
STEUBEN COUNTY PUBLIC HEALTH		2			2
VALDOSTA FAMILY MEDICINE			2	100%	2
ALLIED PHYSICIANS GROUP PLLC		2			2
SYLVAN NURSING			2	100%	2
VIRGINIA DEPT OF HEALTH OFFICE OF EPIDEMIOLOGY			2	100%	2
ST. JOSEPH REGIONAL MEDICAL CENTER			2	100%	2
CAPE CORAL URGENT CARE		2			2
FLORIDA MEDICAL CLINIC IM MLK		2			2
BENTON PEDIATRICS		2			2
SPECTRA LABS		1	1	50%	2
TALLAHASSEE MEMORIAL HEALTHCARE FAMILY MED RESIDENCY			2	100%	2
TRUE HEALTH INC			2	100%	2
Surrey Place Healthcare and Rehabilitation		2			2
UNIVERSITY OF MARYLAND MEDICAL CENTER			2	100%	2
Robert Cranfield			2	100%	2
JOHN D. ARCHBOLD MEM. HOSPITAL			2	100%	2
SHORE MEDICAL CENTER		2			2
BAYSTATE MEDICAL CENTER		1	1	50%	2
UW HOSPITAL AND CLINICS		1	1	50%	2
SCIENTIA DIAGNOSTICS			2	100%	2
UT PATH			2	100%	2
CARENOW URGENT CARE-DONELSON		2			2
ARDEN COURTS OF FORT MYERS		2			2
WEISS PEDIATRIC CARE LLC		2			2
GRACE MEDICAL HOME		2			2
BAYLOR COLLEGE OF MEDICINE			2	100%	2
BFT LAB			2	100%	2
MOOSEHAVEN HEALTH CENTER		1	1	50%	2
HCR MANOR CARE SERVICES OF FLORIDA III INC		2			2
Greystone Nursing and Rehab, LLC			2	100%	2
DOCTORS HOSPITAL RENAISSANCE			2	100%	2
ST PETERSBURG PEDIATRICS-EAST BAY			2	100%	2
ALLIANCE PEDIATRICS PA			2	100%	2
DOLPHIN POINTE HEALTH CARE LLC			2	100%	2
MINUTE-CLINIC DIAGNOSTIC OF VIRGINIA, LLC #2003		1	1	50%	2
ASSOCIATES MD CYPRESS CREEK			2	100%	2
FL DEPT OF HEALTH MARION COUNTY MOBILE HEALTH UNIT			2	100%	2
ADVENTHEALTH MEDICAL GROUP PEDIATRICS AT		1	1	50%	2
EXPRESSCARE URGENT CARE CENTER			2	100%	2
WISCONSIN STATE LABORATORY OF HYGIENE		1	1	50%	2

COVID-19: testing by laboratory

Data through Nov 22, 2020 verified as of Nov 23, 2020 at 09:25 AM

Data in this report are provisional and subject to change.

The numbers in the table below represent the number of Florida and non-Florida residents for whom test results were received by the Department of Health. A person can be tested by more than one laboratory and can have both positive and negative results. **Therefore, the sum of the numbers in each column will be larger than the total number of people tested.**

Reporting lab	Inconclusive	Negative	Positive	Percent positive	Total
STUDENT HEALTH SERVICES			2	100%	2
FLORIDA KEYS PED & ADOLES CTR			2	100%	2
BAPTIST HEALTH MEDICAL CENTER			2	100%	2
STEWARD ST ELIZABETH MEDICAL CENTER			2	100%	2
FLAGLER PROFESSIONAL HEALTH CAE SERVICES INC		2			2
MIRIMUS INC			2	100%	2
GULF COAST REGIONAL MEDICAL CARE		2			2
VAIL VALLEY MEDICAL CENTER			2	100%	2
GARDENS HEALTH NH LLC		2			2
PIEDMONT HOSPITAL LAB			2	100%	2
VALLEY BAPTIST MEDICAL CENTER: BROWNSVILLE			2	100%	2
PHYSICIANS LABORATORY SERVICES			2	100%	2
AMERICAN MEDICAL LABORATORIES			2	100%	2
TGH Brandon Healthplex Laboratory			2	100%	2
PM PEDIATRICS OF BAYSIDE, PLLC - MANHASSET		2			2
UNIVERSITY OF MICHIGAN		2			2
URGENT TEAM - MUSCLE SHOALS		2			2
URGENT DOC - URGENT CARE CLINIC			2	100%	2
AHEC CLINIC		1	1	50%	2
VIERA HOSPITAL, INC			2	100%	2
Bainbridge Health and Rehab		2			2
MAGNOLIA ADULT, LLC			2	100%	2
MORRISTOWN MEMORIAL HOSPITAL		2			2
SUMNER REGIONAL MEDICAL CENTER		2			2
VIGILINT HEALTHCARE		1	1	50%	2
WISE HEALTH SYSTEM		1	1	50%	2
Holistic Pediatrics Group LLC		2			2
VENICE GREEN VILLAGE		2			2
ADVICE FOR OPTIMAL WELLNESS			2	100%	2
THE CLUB AT BOYNTON BEACH, LLC			2	100%	2
ADVENTHEALTH CENTRA CARE LEE ROAD		1	1	50%	2
UK HEALTHCARE			2	100%	2
Colonial Lakes Health Care		2			2
HEALTH FIRST ADVENTHEALTH CENTRA CARE GATEWAY		1	1	50%	2
BRIDGEWAY HEALTH CLINICS INC			2	100%	2
MEDICAL CENTER AT OCEAN REEF,THE		2			2
BAPTIST HEALTHCARE - LAKEVIEW CENTER INC		2			2
SOUTHEAST GEORGIA HEALTH SYSTEM			2	100%	2
SOUTHSIDE FAMILY MEDICAL		2			2
MEDICANA NURSING AND REHAB CENTER			2	100%	2
NOVADX		2			2
UW MEDICINE VIROLOGY LAB			2	100%	2
MEDFAST URGENT CARE CENTERS			2	100%	2
TMH EC NORTHEAST LABORATORY			2	100%	2
Workmens Circle Multicare Center		2			2
ACL LABORATORIES INDUSTRIAL TOXICOLOGY			2	100%	2
Fort Gaines Health and Rehab		2			2

COVID-19: testing by laboratory

Data through Nov 22, 2020 verified as of Nov 23, 2020 at 09:25 AM

Data in this report are provisional and subject to change.

The numbers in the table below represent the number of Florida and non-Florida residents for whom test results were received by the Department of Health. A person can be tested by more than one laboratory and can have both positive and negative results. **Therefore, the sum of the numbers in each column will be larger than the total number of people tested.**

Reporting lab	Inconclusive	Negative	Positive	Percent positive	Total
OKLAHOMA STATE DEPARTMENT OF HEALTH-PUBLIC HEALTH LABORATORY			2	100%	2
BROOKDALE ORANGE PARK		2			2
SPECTRUM HEALTH			2	100%	2
MINUTE CLINIC LLC #5706		1	1	50%	2
VILLA HEALTH NH LLC			2	100%	2
MINUTECLINIC DIAGNOSTIC OF NORTH CAROLINA, PC		1	1	50%	2
ACCESS PHARMACY		2			2
ADVANCED EMURGENT CARE		2			2
FIRST CARE - MIDDLESBORO			2	100%	2
RUSSELL MEDICAL CENTER		2			2
GOLDSTEIN			2	100%	2
ALTRU DIAGNOSTICS INC			2	100%	2
SANFORD REGIONAL HOSPITAL WORTHINGTON		2			2
CHILDREN'S HEALTHCARE OF ATLANTA/EGLESTON		2			2
SOUTH FLORIDA FAMILY HEALTH & RESEARCH CTR			2	100%	2
FLORIDA MEDICAL CLINIC CARDIOLOGY-ZH			2	100%	2
NAVAL BRANCH MEDICAL CLINIC			2	100%	2
NATIONWIDE LABORATORY SERVICES		1	1	50%	2
RUSH UNIVERSITY MEDICAL CENTER LABORATORY			2	100%	2
MONROE COUNTY HEALTH DEPARTMENT			2	100%	2
PEDIATRIC HEALTH CARE (3577)		1	1	50%	2
ORMOND MEDICAL ARTS		1	1	50%	2
DESOTO HEALTH AND REHAB LLC		2			2
SPRINGS MEDICAL LAB		1	1	50%	2
SCDHEC BUREAU OF LABORATORIES			2	100%	2
BMC/JACSONVILLE		1	1	50%	2
COL CROSSROAD		1	1	50%	2
ADVANCED URGENT CARE LLC			2	100%	2
BAYMEADOWS PRIMARY CARE		2			2
YORK HOSPITAL - LABORATORY			2	100%	2
CARE 365			2	100%	2
MARCO ISLAND HOSPITAL INC D/B/A		1	1	50%	2
WEST PALM BEACH PHARMACEUTICALS LLC			2	100%	2
SARASOTA MEMORIAL MEDICAL URGENT CARE CENTER			2	100%	2
ADVANCED URGENT CARE CENTER OF THE UPPER KEYS			2	100%	2
BOND CLINIC DR ELDEEB		1	1	50%	2
VENICE REGIONAL BAYFRONT HEALTH (PULMONARY)			2	100%	2
NORTHWEST FLORIDA SLEEP			2	100%	2
GALVESTON COUNTY HEALTH DISTRICT			1	100%	1
FLORIDA DIGESTIVE AND LIVER SPECIALISTS			1	100%	1
PINNACLE DIALYSIS		1			1
ADVENTHEALTH SEBRING- INFECTION CONTROL DEPARTMENT			1	100%	1
NEW YORK PRESBYTERIAN HOSPITAL			1	100%	1
MIDDLETOWN MEDICAL P C			1	100%	1
ADVANCE GASTROENTEROLOGY			1	100%	1
Medicalodges Neosho			1	100%	1
ASCENSION ST VINCENT'S MEDICAL CENTER			1	100%	1

COVID-19: testing by laboratory

Data through Nov 22, 2020 verified as of Nov 23, 2020 at 09:25 AM

Data in this report are provisional and subject to change.

The numbers in the table below represent the number of Florida and non-Florida residents for whom test results were received by the Department of Health. A person can be tested by more than one laboratory and can have both positive and negative results. **Therefore, the sum of the numbers in each column will be larger than the total number of people tested.**

Reporting lab	Inconclusive	Negative	Positive	Percent positive	Total
ManorCare Rehabilitation Center- Decatur		1			1
OXY-GENLAB			1	100%	1
GAMMA HEALTHCARE, INC		1			1
FLORIDA DEPARTMENT OF HEALTH IN LEE COUNTY			1	100%	1
SIGNATURE CARE COLLEGE STATION			1	100%	1
FLORIDA MEDICAL ASSOCIATES LLC			1	100%	1
FLORENCE - HUNTSVILLE HOSPITAL URGENT CARE		1			1
FIVE STAR PREMIER RESIDENCES OF POMPANO BEACH			1	100%	1
Village Crest Center for Health & Rehabilitation		1			1
HAWAII DEPARTMENT OF HEALTH LAB			1	100%	1
ONE MEDICAL GROUP		1			1
APC PEDIATRICS			1	100%	1
JOSEF SCHENKER MD PC DBA CENTERS URGENT		1			1
FOUNTAINS OF HOPE LLC, THE		1			1
OSCEOLA ALF OPERATOR, LLC DBA□		1			1
LAFAYETTE NURSING AND REHABILITATION CENTER		1			1
Manorcare Health Services West Reading North		1			1
SANTA MONICA CA-UCLA MC			1	100%	1
ORCHID TERRACE		1			1
FRESENIUS KIDNEY CARE FORT WALTON BEACH			1	100%	1
HEALTHPARK MEDICAL CTR NURSING SVC		1			1
AFC PHYSICIANS OF FLORIDA, PA			1	100%	1
FRESENIUS SOUTH FORT MYERS		1			1
PARKLAND HEALTH & HOSPITAL			1	100%	1
JUPITER PEDIATRIC ASSOCIATES, PA			1	100%	1
TEVAPHARM			1	100%	1
FLORIDA FAMILY LABORATORY		1			1
MINUTECLINIC DIAGNOSTIC OF VIRGINIA, LLC #1656		1			1
AVERA SACRED HEART HOSPITAL			1	100%	1
MEMORIAL HERMANN SOUTHWEST HOSPITAL			1	100%	1
MINIUTECLINIC DIAG OF IND, LLC #6553		1			1
SHELBYVILLE HOSPITAL COMPANY		1			1
MID FLORIDA COMMUNITY SERVICES			1	100%	1
BAPTIST HEALTH LEXINGTON			1	100%	1
ADVICE FOR OPTIMAL WELLNESS, INC			1	100%	1
HENRICO DOCTOR'S LABORATORY			1	100%	1
MINUTECLINIC 7196		1			1
SISTERS MISSION			1	100%	1
METHODIST MANSFIELD MEDICAL CENTER			1	100%	1
SENIOR LIVING VII TAMPA LLC□		1			1
PALM BEACH DIABETES AND ENDOCRINE SPECIALISTS, PA			1	100%	1
FLORIDA CANCER SPECIALISTS & RESEARCH INSTITUTE			1	100%	1
LADY LAKE SPECIALTY CARE			1	100%	1
JULIE STAATS DO		1			1
THE CHILDREN'S HOSPITAL OF PHILADELPHIA		1			1
KINGWOOD EMERGENCY HOSPITAL			1	100%	1
FLORIDA HOSPITAL WINTER PARK			1	100%	1

COVID-19: testing by laboratory

Data through Nov 22, 2020 verified as of Nov 23, 2020 at 09:25 AM

Data in this report are provisional and subject to change.

The numbers in the table below represent the number of Florida and non-Florida residents for whom test results were received by the Department of Health. A person can be tested by more than one laboratory and can have both positive and negative results. **Therefore, the sum of the numbers in each column will be larger than the total number of people tested.**

Reporting lab	Inconclusive	Negative	Positive	Percent positive	Total
MEMORIAL HERMANN			1	100%	1
PHYSICIANS PREMIER			1	100%	1
FLORIDA HOSPITAL LABORATORIES		1			1
ENZO LABS INC			1	100%	1
Metairie Healthcare Center			1	100%	1
Senatobia Healthcare & Rehab		1			1
SOLARIS HEALTHCARE PLANT CITY		1			1
FHPG_EXP CARE W HILLSBOROUGH			1	100%	1
HAVASU REGIONAL MEDICAL CENTER			1	100%	1
ORLANDO FAMILY PHYSICIANS			1	100%	1
REEVES COUNTY HOSPITAL DISTRICT			1	100%	1
WALGREENS #01398			1	100%	1
OURMED		1			1
PUBLIX PHARMACY #0332		1			1
GATEWAY LABORATORIES		1			1
FLORIDA CLINICAL RESEARCH CENTER, LLC			1	100%	1
ORLANDO FAMILY MEDICAL INC		1			1
Enterprise Health and Rehabilitation Center		1			1
FORT LOUDOUN PRIMARY CARE		1			1
ALL PEDIATRIC CARE PA			1	100%	1
ESOTERIC LAB			1	100%	1
LIFELINK TRANSPLANT INSTITUTE LAB			1	100%	1
HANCOCK REGIONAL HOSPITAL		1			1
GWINNETT MEDICAL CENTER			1	100%	1
MINUTECLINIC LLC #5157			1	100%	1
OPTIMAL CARE PEDIATRICS			1	100%	1
URGENT CARE OF FORT LAUDERDALE INC			1	100%	1
HAWAII DEPARTMENT OF HEALTH			1	100%	1
INNOVATIVE HEALTH DIAGNOSTIC OF CALIFORNIA			1	100%	1
UNIVERSITY OF IOWA HOSPITALS & CLINICS			1	100%	1
Glen Oaks Health and REhabilitation		1			1
ALOHA HOME CARE LLC DBA ACCENTCARE HOME HEALTH OF		1			1
NORTH SHORE MEDICAL CENTER - SALEM HOSPITAL			1	100%	1
VETERANS AFFAIRS MEDICAL CENTER - EAST ORANGE			1	100%	1
HUNTERS CREEK PEDIATRICS		1			1
FLAGLER PROFESSIONAL HEALTH CARE SERVICES INC		1			1
LOUNDY		1			1
NORTHSIDE HOSPITAL DULUTH			1	100%	1
EASTERN FLORIDA STATE COLLEGE - PALM BAY CAMPUS□			1	100%	1
EXPEDIAN URGENT CARE			1	100%	1
IDAHO HEALTH DEPARTMENT			1	100%	1
EXPRESS CARE OF THE SHOALS		1			1
ATHENS LIMESTONE HOSPITAL		1			1
PALM BEACH COUNTY HEALTH DEPT.			1	100%	1
GENEIQ			1	100%	1
VELOCITY CARE			1	100%	1
OAK HAVEN REHAB AND NURSING CENTER			1	100%	1

COVID-19: testing by laboratory

Data through Nov 22, 2020 verified as of Nov 23, 2020 at 09:25 AM

Data in this report are provisional and subject to change.

The numbers in the table below represent the number of Florida and non-Florida residents for whom test results were received by the Department of Health. A person can be tested by more than one laboratory and can have both positive and negative results. **Therefore, the sum of the numbers in each column will be larger than the total number of people tested.**

Reporting lab	Inconclusive	Negative	Positive	Percent positive	Total
FORT MYERS REHABILITATION AND NURSING CENTER		1			1
HOLYOKE MEDICAL CENTER			1	100%	1
QC LABORATORY			1	100%	1
OCHSNER MEDICAL CENTER			1	100%	1
NORDX			1	100%	1
TMH PHYSICIAN PARTNERS SOUTHWOOD			1	100%	1
LEE MEMORIAL HOSPITAL OUTPATIENT SURGERY CENTER			1	100%	1
EAST FL CORE LAB			1	100%	1
NORTH FLORIDA CHILD DEVELOPMENT, INC			1	100%	1
FALKVILLE HEALTHCARE		1			1
ADVANCED MEDICAL LABORATORIES (AML)			1	100%	1
FLORIDA HOSPITAL PHYSICIAN GROUP		1			1
NEWTON MEMORIAL HOSPITAL		1			1
FAMILY MEDICINE AT WINTER PARK			1	100%	1
PRISMA HEALTH TUOMEY LABORATORY			1	100%	1
Gulf Shore Care Center			1	100%	1
LAKEVIEW INTERNAL MEDICINE			1	100%	1
NFRC CLINICAL LAB			1	100%	1
ALABAMA REFERENCE LAB			1	100%	1
GENESIS MICROBIOLOGY LAB		1			1
DRR JMC URGENT CARE DONALD ROSS			1	100%	1
SAINT ALPHONSUS REGIONAL MEDICAL CENTER			1	100%	1
FAIRFIELD MEDICAL CENTER			1	100%	1
MINUTECLINIC DIAGNOSTIC OF NEW MEXICO LLC #7552		1			1
WHITE WILSON MEDICAL CENTER NEPHROLOGY			1	100%	1
ALTA BATES SUMMIT MEDICAL CENTER CLINICAL LAB			1	100%	1
FAIRVIEW SOUTHDALE			1	100%	1
OCCUPATIONAL HEALTH CENTER		1			1
UCH LAB			1	100%	1
LEXINGTON PLACE SENIOR LIVING COMMUNITY		1			1
GIFFORD MEMORIAL HOSPITAL		1			1
EXCEL URGENT CARE OF NJ			1	100%	1
NEW ERA HEALTH CENTER INC		1			1
GSM OCED Subsection			1	100%	1
OCEAN MEDICAL CENTER		1			1
TWIN			1	100%	1
NORTHEAST PEDIATRICS			1	100%	1
ADVENTHEALTH SENIOR CARE AT ORMOND			1	100%	1
TRAVIS LEE THOMPSON MD			1	100%	1
MORGAN STANELY HEALTH CENTER		1			1
NAVAL MEDICAL CENTER			1	100%	1
MOSAIC MEDICAL CENTER MARYVILLE			1	100%	1
MOUNT SINAI COMPREHENSIVE CANCER CENTER			1	100%	1
FAITH FAMILY PRACTICE			1	100%	1
MY URGENT CARE CLINIC			1	100%	1
TREASURE COAST PRIMARY CARE		1			1
ST. LUKES HOSPITAL			1	100%	1

COVID-19: testing by laboratory

Data through Nov 22, 2020 verified as of Nov 23, 2020 at 09:25 AM

Data in this report are provisional and subject to change.

The numbers in the table below represent the number of Florida and non-Florida residents for whom test results were received by the Department of Health. A person can be tested by more than one laboratory and can have both positive and negative results. **Therefore, the sum of the numbers in each column will be larger than the total number of people tested.**

Reporting lab	Inconclusive	Negative	Positive	Percent positive	Total
ST GERARD'S COMMUNITY OF CARE		1			1
LP ELIZABETHTON		1			1
ADVANCED URGENT CARE OF MARATHON			1	100%	1
FLORIDA HOSPITAL TRANSPLANT CENTER		1			1
ST JOHNS EPISCOPAL HOSPITAL SOUTH SHORE		1			1
HOLLAND COMMUNITY HOSPITAL		1			1
LUTHERAN HAVEN ASSISTED LIVING		1			1
HELEN HAYES HOSPITAL LABORATORY		1			1
Heartland Healthcare Center Boca Raton			1	100%	1
Consulate Health Care of Tallahassee			1	100%	1
CLEAR LAKE REGIONAL MEDICAL CENTER			1	100%	1
STEWART MELBOURNE HOSPITAL, INC			1	100%	1
COMPASSION PEDIATRICS			1	100%	1
VISTA DEL SOL MED ASSOC		1			1
VIRTUA WEST JERSEY HOSPITAL		1			1
SPRINGHILL SENIOR RESIDENCE		1			1
LAREDO EMERGENCY ROOM			1	100%	1
ADVANCED PEDIATRICS OF BOCA LLC			1	100%	1
AFFILIATED LABORATORIES INC			1	100%	1
UNIVERSITY OF BALTIMORE WASHINGTON MEDICAL CENTER			1	100%	1
VALLEY HOSPITAL MEDICAL CENTER		1			1
LOYOLA UNIVERSITY MEDICAL CENTER LABORATORY			1	100%	1
VILLAGES REHABILITATION AND NURSING CENTER		1			1
FLORIDA DEPARTMENT OF HEALTH WASHINGTON COUNTY		1			1
FLORIDA DEPARTMENT OF HEALTH PALM BEACH COUNTY			1	100%	1
Florida Baptist Retirement Center		1			1
DAYTONA BEACH CENTRA CARE			1	100%	1
TMH CANCER CENTER LABORATORY			1	100%	1
Buena Vista Care Center		1			1
CYPRESS VILLAGE			1	100%	1
BIOMAT ORLANDO		1			1
BORINQUEN HEALTH CENTER			1	100%	1
COLLIER HMA PHYSICIAN MANAGEMENT, LLC			1	100%	1
THE VILLAGES HEALTH			1	100%	1
MEA PRIMARY CARE PLUS BYRAM			1	100%	1
THE HEART HOSPITAL BAYLOR PLANO			1	100%	1
RENFREW CENTERS INC		1			1
The Palms Nursing and Rehabilitation		1			1
BROOKS REHAB			1	100%	1
MADISON COUNTY MEMORIAL HOSPITAL LABORATORY		1			1
STUART SURGERY CENTER, LLC			1	100%	1
ADVENT HEALTH - OWASA			1	100%	1
SMITH KLINE			1	100%	1
SILVERMAN			1	100%	1
CRESTVIEW IMMEDIATE CARE LL			1	100%	1
SHARON REGIONAL MEDICAL CENTER			1	100%	1
SV MOBILE HEALTH			1	100%	1

COVID-19: testing by laboratory

Data through Nov 22, 2020 verified as of Nov 23, 2020 at 09:25 AM

Data in this report are provisional and subject to change.

The numbers in the table below represent the number of Florida and non-Florida residents for whom test results were received by the Department of Health. A person can be tested by more than one laboratory and can have both positive and negative results. **Therefore, the sum of the numbers in each column will be larger than the total number of people tested.**

Reporting lab	Inconclusive	Negative	Positive	Percent positive	Total
BROOKDALE FORT MYERS CYPRESS LAKE		1			1
SUMMIT LABORATORY			1	100%	1
SUN CLINICAL LABORATORIES			1	100%	1
ADVENTHEALTH PHYSICIAN GROUP – APPLEWOOD			1	100%	1
WELLSNOW URGENT CARE-OSWEGO			1	100%	1
CENTRAL DUPAGE HOSPITAL			1	100%	1
WALKIN MEDICAL URGENT CARE,NEW CITY			1	100%	1
INSPIRED LIVING AT PALM BAY		1			1
SIGNATURE CARE MEMORIAL CITY			1	100%	1
ROCKLEDGE HEALTH & REHABILITATION CENTER			1	100%	1
RIVIERA BEACH HEALTH CENTER LAB			1	100%	1
INTEGRATED GENETICS SEQUENOM		1			1
WALGREENS #06025		1			1
HORIZON MEDICAL CENTER			1	100%	1
WALGREENS #05477		1			1
CAROLINAS HEALTHCARE SYSTEM LAB			1	100%	1
SKY RIDGE MEDICAL CENTER - MICRO			1	100%	1
ILLINOIS DEPT OF PUBLIC HEALTH LABS			1	100%	1
CHATSWORTH ASSISTED LIVING COMMUNITY AT PGA NATIONAL			1	100%	1
CFHC - FROSTPROOF			1	100%	1
SAINT BARNABAS MEDICAL CENTER		1			1
Sanford Health & Rehabilitation			1	100%	1
Avera Sr. James Care Center		1			1
BAPTIST HOSPITAL LABORATORY			1	100%	1
SACRED HEART HEALTH SYSTEM, INC			1	100%	1
SHAH			1	100%	1
AUGUSTA HEALTH CLINICAL LABORATORY			1	100%	1
SHAMRA MEDICAL LABORATORY			1	100%	1
CARENOW URGENT CARE - EAST NASHVILLE		1			1
CHRISTUS SPOHN HOSPITAL			1	100%	1
WARD MEMORIAL HOSPITAL		1			1
SPEARHEAD MEDICAL			1	100%	1
ALLIANCE LABORATORY SERVICES			1	100%	1
COLONIAL MEDICAL CENTER-EAST ORLANDO			1	100%	1
CENTRAL FLORIDA HOSPITALIST			1	100%	1
USF PHYSICIANS GROUP			1	100%	1
SOUTHERN HILLS MEDICAL CENTER			1	100%	1
Lab MSMC Hialeah			1	100%	1
COMMONS AT ORLANDO LUTHERAN TOWERS SNF			1	100%	1
LABORATORIO BUENA SALUD			1	100%	1
LAKE COMMUNITY ACTION AGENCY		1			1
WIREGRASS MEDICAL CENTER			1	100%	1
WINTER GARDEN CHILDREN'S HEALTH CENTERS			1	100%	1
WINDSOR MANOR			1	100%	1
HALIFAX HEALTH PRIMARY CARE			1	100%	1
IVAN, MAYA			1	100%	1
CLINICAL LABORATORY DEPARTMENT			1	100%	1

COVID-19: testing by laboratory

Data through Nov 22, 2020 verified as of Nov 23, 2020 at 09:25 AM

Data in this report are provisional and subject to change.

The numbers in the table below represent the number of Florida and non-Florida residents for whom test results were received by the Department of Health. A person can be tested by more than one laboratory and can have both positive and negative results. **Therefore, the sum of the numbers in each column will be larger than the total number of people tested.**

Reporting lab	Inconclusive	Negative	Positive	Percent positive	Total
RAPID CITY REGIONAL HOSPITAL -579 ATTN. LABORATORY		1			1
CLEVELAND HEARTLAB			1	100%	1
FLORIDA HOSPITAL LAB			1	100%	1
SONNI'S PEDIATRICS			1	100%	1
KANA MEDICAL			1	100%	1
KEY TRAINING CENTER			1	100%	1
UTAH DEPARTMENT OF HEALTH			1	100%	1
JS HEALTHCARE			1	100%	1
PREDICTIVE LABORATORIES, INC			1	100%	1
BAYA PHARMACY WEST			1	100%	1
CQUENTIA NGS, LLC			1	100%	1
GREENLEAF ALF		1			1
TELEVISIT PALM BAY FAMILY PRACTICE			1	100%	1
HOLLEY NAVARRE MEDICAL CLINIC			1	100%	1
ST. PETERSBURG PEDIATRICS- 38TH AVENUE			1	100%	1
ST. MARY MEDICAL CENTER		1			1
BETHPAGE EXTENDED HOURS CENTER		1			1
Crowne Place Assisted Living		1			1
INTERNAL MEDICINE & PEDIATRICS OF TAMPA BAY PA			1	100%	1
WEST COAST FAMILY MEDICAL CARE			1	100%	1
TAYLOR MANOR		1			1
WEST BROWARD CARE CENTER		1			1
GOSHEN HOSPITAL			1	100%	1
ADVENTHEALTH IMAGING LAKE NONA			1	100%	1
SPECTRUM LABORATORY			1	100%	1
FAMILY MEDICAL CENTERS			1	100%	1
BIODORON LABORATORIES			1	100%	1
UHEALTH UNIVERSITY OF MIAMI			1	100%	1
UF KANAPAHA LAB BEAKER		1			1
EXPRESS LAB LIVINGSTON			1	100%	1
DESERT HOSPITAL/CPHU CLINICAL LABORATORY			1	100%	1
COVENANT HEALTH		1			1
COVID PROCESSING SITE			1	100%	1
COOPER CLINIC			1	100%	1
VIVEX/UMTB BIOMEDICAL			1	100%	1
CORPORATION OF AMERICA		1			1
ST BARNABAS HOSPITAL		1			1
STANFORD HEALTH CARE ANATOMIC PATHOLOGY & CLINICAL LAB			1	100%	1
BASCOM PALMER-MICRO LAB			1	100%	1
ST. VINCENT HOSPITAL			1	100%	1
SOUTH LAKE FAMILY HEALTH CENTER			1	100%	1
DOCTORS CARE – GREER		1			1
ADVENTHEALTH MEDICAL GROUP FAMILY & INTERNAL			1	100%	1
FIT4LIFE MEDICAL CENTER			1	100%	1
SKYRIDGE CLINICAL ASSOCIATES		1			1
JOHNSON & JOHNSON VISION CARE-VISTAKON			1	100%	1
SOUTHWEST ORLANDO FAMILY MEDICINE, PL			1	100%	1

COVID-19: testing by laboratory

Data through Nov 22, 2020 verified as of Nov 23, 2020 at 09:25 AM

Data in this report are provisional and subject to change.

The numbers in the table below represent the number of Florida and non-Florida residents for whom test results were received by the Department of Health. A person can be tested by more than one laboratory and can have both positive and negative results. **Therefore, the sum of the numbers in each column will be larger than the total number of people tested.**

Reporting lab	Inconclusive	Negative	Positive	Percent positive	Total
HOUSTON METHODIST HOSPITAL			1	100%	1
EH FARGO HOSPITAL LABORATORY			1	100%	1
BETHESDA COMMUNITY HEALTH CENTER			1	100%	1
SOUTHERN SPRINGS HEALTH CARE		1			1
DEACONESS URGENT CARE CENTER			1	100%	1
EAST COAST INSTITUTE FOR RESEARCH LLC			1	100%	1
STONECREST MEDICAL CENTER		1			1
SOUTHWEST REGIONAL PCR LABORATORY			1	100%	1
ST.ELIZABETH HEALTH CENTER	1				1
ST LUKES ROOSEVELT LABORATORY		1			1
DOCS URGENT CARE			1	100%	1
ST JOHNS PEDIATRICS PA		1			1
Bayou Vista Community Care Center			1	100%	1
ST VINCENTS AMBULATORY CARE INC			1	100%	1
HIGHLAND PARK LAKEWOOD PRESTON HOLLOW			1	100%	1
UMASS MEMORIAL/MARLBORO HOSPITAL			1	100%	1
BRISTOL REGINAL MEDICAL CENTER			1	100%	1
PHYSICIAN ASSOCIATES, LLC			1	100%	1
BRISTOL AT TAMPA, THE		1			1
Boynton Beach Rehabilitation Center		1			1
TRUMAN MEDICAL CENTER - HOSPITAL HILL			1	100%	1
PHYSICIANS URGENT CARE			1	100%	1
BRANDON OUTREACH CLINIC			1	100%	1
CARE CENTERS OF NASSAU, LLC - HENDRICKS RD		1			1
PASCO COUNTY HEALTH DEPARTMENT			1	100%	1
PARTNERS IN PRIMARY CARE		1			1
BROOKSVILLE REGIONAL HOSPITAL			1	100%	1
ADVENTHEALTH CENTRA CARE			1	100%	1
BEAUMONT HOSPITAL, GROSSE POINTE			1	100%	1
DOCTORS HOSPITAL OF LAREDO			1	100%	1
PROFESSIONAL URGENT CARE SERVICES		1			1
PRIMEX CLINICAL LABORATORIES INC			1	100%	1
HARDEE COUNTY FIRE RESCUE		1			1
PROVIDENCE ST PETER HOSPITAL		1			1
DOCTOR'S IN-HOUSE LAB/COMMUNITY HEALTH CENTERS OF PINELLAS - JOHNNIE R			1	100%	1
MEDEXPRESS URGENT CARE BOCA RATON			1	100%	1
MEDICAL ARTS LABORATORY			1	100%	1
Harbert Hills Academy Nursing Home		1			1
FLORIDA SCHOOL FOR THE DEAF AND THE BLIND			1	100%	1
The Pines at Poughkeepsie Center for Nursing and Rehabilitation		1			1
TITUSVILLE CENTER FOR SURGICAL EXCELLENCE LLC		1			1
BOSTON MEDICAL CENTER			1	100%	1
CLINCLOUD, LLC			1	100%	1
VETERANS AFFAIRS MEDICAL CENTER - GREATER LOS ANGELES			1	100%	1
CORDOVA FAMILY PRACTICE			1	100%	1
CLERMONT PEDIATRICS, PA			1	100%	1
UNIVERSITY URGENT CARE			1	100%	1

COVID-19: testing by laboratory

Data through Nov 22, 2020 verified as of Nov 23, 2020 at 09:25 AM

Data in this report are provisional and subject to change.

The numbers in the table below represent the number of Florida and non-Florida residents for whom test results were received by the Department of Health. A person can be tested by more than one laboratory and can have both positive and negative results. **Therefore, the sum of the numbers in each column will be larger than the total number of people tested.**

Reporting lab	Inconclusive	Negative	Positive	Percent positive	Total
TENNOVA ER - SANGO			1	100%	1
CLINICAL LABORATORY		1			1
COMMONWEALTH OF VIRGINIA DIVISION OF CONSOLIDATED LABORATORY SERVICES			1	100%	1
TAMPA INTERNATIONAL AIRPORT			1	100%	1
Vi at Aventura		1			1
HACKENSACK UNIVERSITY MEDICAL CENTER		1			1
TENNESSEE VALLEY HCS			1	100%	1
CVS HEALTH, #5962		1			1
CENTRAL FLORIDA PEDIATRIC URGENT CARE LLC			1	100%	1
PALMA CEIA MED GROUP-SWANN		1			1
DUKE UNIVERSITY POINT OF CARE TESTING PROGRAM			1	100%	1
CARESPOT EXPRESS HEALTHCARE BOYNTON BEACH			1	100%	1
EASTMAN HEALTHCARE & REHAB		1			1
UPMC NORTHWEST HOSPITAL			1	100%	1
BEAUFORT MEMORIAL			1	100%	1
CITRONELLE HEALTH AND REHABILITATION CENTER		1			1
VALLEY MEDICAL LABORATORY			1	100%	1
ADVENTHEALTH CENTRA CARE CONWAY		1			1
VA OPTOMETRY CLINIC			1	100%	1
ST JOSEPH'S HOSPITAL LABORATORY			1	100%	1
URGENT CARE & FAMILY PRACTICE CENTER			1	100%	1
ROCKWALL URGENT CARE			1	100%	1
RCP OF MEMORIAL WEST			1	100%	1
BOULDER COMMUNITY HOSPITAL			1	100%	1
Garden View Care Center at Dougherty Ferry		1			1
Eddy Memorial Geriatric Center		1			1
FLORIDA MEDICAL CLINIC RADIOLOGY DALE MABRY		1			1
NEW YORK UNIVERSITY MEDICAL CENTER			1	100%	1
FREEPORT ER DOX URGENT CARE		1			1
DUKE HEALTH REGIONAL HOSPITAL			1	100%	1
SELF REGIONAL HEALTHCARE			1	100%	1
MINNESOTA DEPARTMENT OF HEALTH LABORATORY			1	100%	1
SINAI PLAZA NURSING AND REHAB CENTER			1	100%	1
GIBSON AREA PRIMARY CARE			1	100%	1
MINUTECLINIC DIAGNOSTIC OF OHIO #6192		1			1
UNIVERSITY OF WASHINGTON MEDICAL CENTER (UWMC) EMERGENCY DEPT.			1	100%	1
MINUTE CLINIC DIAGNOSTICS OF IN, LLC #6252		1			1
Mill Valley Care Center		1			1
PALM COAST DRAW STATION/AMERICAN HEALTH ASSOCIATES		1			1
PALM SPRINGS GENERAL HOSPITAL			1	100%	1
ELITE CARE			1	100%	1
PROGRESS PHARMACY INC			1	100%	1
ADVANCED LABORATORY SERVICES			1	100%	1
ADVANCED PEDIATRICS			1	100%	1
PALMETTO PRIMARY CARE PHYSICIANS			1	100%	1
CAH ACQUISITION COMPANY 11 LLC			1	100%	1
ORDRS, INC.			1	100%	1

COVID-19: testing by laboratory

Data through Nov 22, 2020 verified as of Nov 23, 2020 at 09:25 AM

Data in this report are provisional and subject to change.

The numbers in the table below represent the number of Florida and non-Florida residents for whom test results were received by the Department of Health. A person can be tested by more than one laboratory and can have both positive and negative results. **Therefore, the sum of the numbers in each column will be larger than the total number of people tested.**

Reporting lab	Inconclusive	Negative	Positive	Percent positive	Total
BROOKDALE JENSEN BEACH		1			1
QUEST DIAGNOSTICS CLINICAL LABORATORIES INC		1			1
NORTH BROWARD MEDICAL CENTER			1	100%	1
THYROID SPECIALTY LABORATORY			1	100%	1
OAKWOOD HOSPITAL - SOUTHSORE			1	100%	1
ELEMENTS PHARMACY			1	100%	1
EDWARD J HEALEY REHAB & NURSING CENTER		1			1
OAKMONT WEST- GREENVILLE SC		1			1
Washington County Nursing HMe			1	100%	1
WALGREENS #5130			1	100%	1
GUIDEWELL EMERGENCY MEDICINE DOCTORS LLC			1	100%	1
GREENTREE MEDICAL CENTER			1	100%	1
STANLY REGIONAL MEDICAL CENTER			1	100%	1
STANDIFER PLACE		1			1
CVS HEALTH, #1994		1			1
BEAUMONT REFERENCE LABORATORY			1	100%	1
SH HERON EAST LLC		1			1
WASHINGTON STATE DEPARTMENT OF HEALTH PUBLIC HEALTH LABORATORIES			1	100%	1
SAN JOSE SENIOR CARE LLC		1			1
RIVERSIDE METHODIST HOSPITAL LAB			1	100%	1
ROSECASTLE OF ZEPHRHILLS			1	100%	1
SANTA CLARA VALLEY MEDICAL CENTER			1	100%	1
HAMILTON CHD		1			1
BLOOD SYSTEMS LABORATORIES			1	100%	1
SANITAS RESEARCH LLC			1	100%	1
MEDFIRST URGENT CARE			1	100%	1
US LABORATORIES			1	100%	1
BLUFFTON HEALTH CENTER			1	100%	1
SOUTHWEST FLORIDA DIVISION LAB			1	100%	1
URGENT DOC -NACOGODOCHES CLINIC			1	100%	1
MIDLAND MEMORIAL HOSPITAL			1	100%	1
MEMORIAL HEALTH SYSTEM		1			1
METRO HEALTH HOSPITAL LABORATORY		1			1
SPARTANBURG REGIONAL MEDICAL CENTER			1	100%	1
ST MARY'S OF SAGINAW		1			1
ST VINCENT'S AMBULATORY CARE INC			1	100%	1
ST. MARY'S MEDICAL CENTER EVANSVILLE, INC			1	100%	1
MIDDLE TENN MENTAL HEALTH INSTITUTE		1			1
GOLDING-GRANADO MEDICAL ASSOCIATES		1			1
VIERA HEALTH AND REHABILITATION CENTER			1	100%	1
Manatee Springs Rehabilitation and Nursing Center		1			1
DE TAR HOSPITAL			1	100%	1
STEPHENS COUNTY HOSPITAL			1	100%	1
STEWARD FLORIDA ALF, INC			1	100%	1
ST. MICHAEL'S ELITE HOSPITAL			1	100%	1
NORTHCREST MEDICAL CENTER			1	100%	1
TARPON SPRINGS PEDIATRICS, LLC			1	100%	1

COVID-19: testing by laboratory

Data through Nov 22, 2020 verified as of Nov 23, 2020 at 09:25 AM

Data in this report are provisional and subject to change.

The numbers in the table below represent the number of Florida and non-Florida residents for whom test results were received by the Department of Health. A person can be tested by more than one laboratory and can have both positive and negative results. **Therefore, the sum of the numbers in each column will be larger than the total number of people tested.**

Reporting lab	Inconclusive	Negative	Positive	Percent positive	Total
CELEBRATION FAMILY PHYSICIANS LLC			1	100%	1
MARION COUNTY HEALTH DEPARTMENT			1	100%	1
SYNERGENE LABORATORY			1	100%	1
EXCEPTIONAL EMERGENCY CENTER			1	100%	1
BOND CLINIC, PA			1	100%	1
BOND URGENT CARE LLC		1			1
SPORTS MEDICINE CLINIC - U OF WYOMING			1	100%	1
NORTON HEALTHCARE			1	100%	1
NORTHEAST TEXAS DIALYSIS		1			1
BUENA VIDA ESTATES			1	100%	1
SPECTRUM LUDINGTON			1	100%	1
BREVARD FAMILY WALK IN CLINIC			1	100%	1
SEATTLE-KING COUNTY			1	100%	1
NDX-CORE LAB			1	100%	1
UMHC HOLLYWOOD LABORATORY			1	100%	1
NEW GEN LABS			1	100%	1
EASTSIDE MEDICAL CLINIC		1			1
UNIVERSITY OF MARYLAND PATHOLOGY ASSOCIATES			1	100%	1
NORTH SHORE HEMATOLOGY-ONCOLOGY ASSOCIATES PC		1			1
SCRIPPS CLINIC MEDICAL			1	100%	1
SIGNATURE CARE MIDLAND			1	100%	1
NIGHT LITE PEDIATRIC CENTER			1	100%	1
NORTH CAROLINA STATE LABORATORY OF PUBLIC HEALTH, SPECTRUM LAB NETWORK			1	100%	1
NORTH SHORE HEMATOLOGY-ONCOLOGY ASSOCIATES		1			1
EDGAR PRICE FAMILY & CHILDREN HEALTHCARE CENTER			1	100%	1
Trucare Living Centers - Columbus		1			1
NORTH RIVER FAMILY HEALTH CENTER			1	100%	1
SOUTH DADE NURSING & REHABILITATION CENTER			1	100%	1
TREASURE COAST MEDICAL CONCIERGE LLC			1	100%	1
MD NOW URGENT CARE			1	100%	1
SYNAPSE ANALYTICAL LABS		1			1
ALPHA CLINICAL LABORATORY CORP.			1	100%	1
MOUNT SINAI MEDICAL CENTER AVENTURA ER			1	100%	1
SUSANNA WESLEY HEALTH CENTER		1			1
ORMC-ARDEN/EOI			1	100%	1
ARIZONA STATE LABORATORY			1	100%	1
Mountain View Manor			1	100%	1
2504-HOMEWOOD		1			1
THE INTERNAL MEDICAL GROUP		1			1
FLORIDA EPIDEMIOLOGY PROGRAM			1	100%	1
PORT ORANGE NURSING & REHAB			1	100%	1
THE LITTLE CLINIC			1	100%	1
FINNISH AMERICAN REST HOME-ALF		1			1
FHPG FAMILY MEDICAL CENTER OF TAMPA BAY			1	100%	1
ADVENTHEALTH EXPRESS CARE AT WALGREENS			1	100%	1
FLORHAM PARK ENDOSCOPY CENTER		1			1
OMAHA VA MEDICAL CENTER			1	100%	1

COVID-19: testing by laboratory

Data through Nov 22, 2020 verified as of Nov 23, 2020 at 09:25 AM

Data in this report are provisional and subject to change.

The numbers in the table below represent the number of Florida and non-Florida residents for whom test results were received by the Department of Health. A person can be tested by more than one laboratory and can have both positive and negative results. **Therefore, the sum of the numbers in each column will be larger than the total number of people tested.**

Reporting lab	Inconclusive	Negative	Positive	Percent positive	Total
BEAUMONT HOSPITAL			1	100%	1
SPRINGFIELD HOSPITAL			1	100%	1
ONPOINT URGENT CARE			1	100%	1
BIOMERIEUX			1	100%	1
BMC/NASSAU			1	100%	1
BERNHARDT LABORATORIES			1	100%	1
OCALA FAMILY MEDICAL CENTER		1			1
BAYOU URGENT CARE			1	100%	1
AVERA ST. MARY'S HOSPITAL			1	100%	1
SUNY AT STONY BROOK			1	100%	1
ASPIRUS RIVERVIEW HOSPITAL & CLINICS INC		1			1
AUSTIN REGIONAL CLINIC MICROBIOLOGY LAB			1	100%	1
ST. LUCIE COUNTY HEALTH DEPARTMENT		1			1
NEW YORK CITY DEPARTMENT OF HEALTH			1	100%	1
SUN CITY DIAGNOSTIC CENTER			1	100%	1
ST. LUKE'S HOSPITAL - BETHLEHEM CAMPUS		1			1
ASHLEY PEDIATRICS			1	100%	1
LAKELAND MEDICAL CENTER			1	100%	1
ADVANCED RESEARCH AND DIAGNOSTIC LABORATORY UNIVERSITY OF MINNESOTA			1	100%	1
LABONE		1			1
LAURELLWOOD NURSING CENTER		1			1
AMD			1	100%	1
ANDREWS INSTITUTE AMBULATORY SURGERY CENTER		1			1
LATCHER LABORATORY OF A O FOX MEMORIAL		1			1
AUSTIN PUBLIC HEALTH			1	100%	1
ADVANCE MD CARE			1	100%	1
JOHN D. ARCHBOLD MEMORIAL HOSPITAL			1	100%	1
BEACON AT GULF BREEZE, THE		1			1
NEIGHBORCARE PHARMACY SERVICES		1			1
KAISER PERMANENTE REGIONAL REFERENCE LABORATORY		1			1
CONVENIENT MEDICAL AND HEALTH SERVICES			1	100%	1
JUPITER MEDICAL CENTER URGENT CENTER			1	100%	1
MEDICAL CITY DALLAS HOSPITAL			1	100%	1
ALL CARE URGENT CARE			1	100%	1
APS-SUMMIT CARE PHARMACY, LLC DBA OMNICARE		1			1
MORNINGSIDE NURSING AND REHABILITATION		1			1
MORGAN STANLEY HEALTH CENTER		1			1
ACCURATE HEALTH SERVICES CORP			1	100%	1
ADVENTHEALTH MEDICAL GROUP FAMILY AND INTERNAL			1	100%	1
EAST TENNESSEE STATE UNIVERSITY		1			1
ADIRONDACK MEDICAL CENTER		1			1
LUMICO LIFE INSURANCE COMPANY		1			1
LIFE CARE CENTER OF GWINNETT		1			1
AFFINITY URGENT CARE			1	100%	1
ALLIED PHYSICIANS GROUP		1			1
ADVENTHEALTH HOSPICE CARE CENTRAL FLORIDA		1			1
Livingston County Center for Nursing and Rehabilitation		1			1

COVID-19: testing by laboratory

Data through Nov 22, 2020 verified as of Nov 23, 2020 at 09:25 AM

Data in this report are provisional and subject to change.

The numbers in the table below represent the number of Florida and non-Florida residents for whom test results were received by the Department of Health. A person can be tested by more than one laboratory and can have both positive and negative results. **Therefore, the sum of the numbers in each column will be larger than the total number of people tested.**

Reporting lab	Inconclusive	Negative	Positive	Percent positive	Total
ADVENTHEALTH CENTRA CARE SOUTH ORANGE		1			1
ADVENTHEALTH NEW SMYRNA BEACH COMMUNITY HEALTH			1	100%	1
LILY PHARMACY		1			1
CHP COVID-19 (TX)			1	100%	1
PCR DIAGNOSTICS			1	100%	1
MEDSTAR HEALTH URGENT CARE			1	100%	1
BAY PINES MEDICAL ASSOCIATES			1	100%	1
CAREWELL URGENT CARE FITCHBURG			1	100%	1
HEALGEN SCIENTIFIC			1	100%	1
PEACHEALTH LABORATORIES		1			1
CHOTA COMMUNITY HEALTH SERVICES		1			1
MEDONE URGENT CARE			1	100%	1
OCALA REGIONAL DIALYSIS- NORTH			1	100%	1
OHIO HEALTH DOCTORS HOSPITAL			1	100%	1
NYC PUBLIC HEALTH LABS			1	100%	1
BAY PEDIATRICS PA			1	100%	1
CLEVELAND CLINIC FLORIDA			1	100%	1
CLERMONT HEALTH DEPARTMENT			1	100%	1
CLEVELAND CLINIC OHIO LABORATORIES			1	100%	1
MEDONE PLLC			1	100%	1
NEMOURS CHILDREN'S PRIMARY CARE, ST CLOUD			1	100%	1
BERKSHIRE MEDICAL CENTER			1	100%	1
BLOOMINGDALE PEDIATRIC ASSOCIATES PA			1	100%	1
INTERNAL MEDICINE GROUP OF CENTRAL FLORIDA			1	100%	1
BENDERSON FAMILY SKILLED NURSING AND□		1			1
BELLE GLADES HEALTH CLINIC			1	100%	1
ISLAND LAKE CENTER			1	100%	1
IZ MEDICAL		1			1
NEW ERA COMMUNITY HEALTH CENTER LLC		1			1
HEARTLAND REGIONAL MEDICAL CENTER		1			1
HENRY FORD WEST BLOOMFIELD HOSPITAL			1	100%	1
NONA MEDICAL ARTS		1			1
MEDICAL CITY NORTH HILLS			1	100%	1
BLUE MED CONSULTANTS			1	100%	1
BAYCARE OUTREACH LAB WH SOUTH			1	100%	1
HIGHLANDS CLINICAL LABORATORY			1	100%	1
BLUEWATER TOXICOLOGY			1	100%	1
UT AUSTIN UNIVERSITY HEALTH SERVICES			1	100%	1
BAPTIST EMERGENCY HOSPITAL KELLY			1	100%	1
MERITUS MEDICAL CENTER			1	100%	1
PINELLAS CHD - CLEARWATER			1	100%	1
UMASS MEMORIAL MEDICAL CENTER, INC		1			1
UF HEALTH THE VILLAGES			1	100%	1
MERCYONE DES MOINES MEDICAL CENTER			1	100%	1
UNIVERSITY CENTRA CARE			1	100%	1
PINECREST PEDIATRICS GROUP LLC			1	100%	1
WHEATON FRANCISCAN LABORATORY			1	100%	1

COVID-19: testing by laboratory

Data through Nov 22, 2020 verified as of Nov 23, 2020 at 09:25 AM

Data in this report are provisional and subject to change.

The numbers in the table below represent the number of Florida and non-Florida residents for whom test results were received by the Department of Health. A person can be tested by more than one laboratory and can have both positive and negative results. **Therefore, the sum of the numbers in each column will be larger than the total number of people tested.**

Reporting lab	Inconclusive	Negative	Positive	Percent positive	Total
MEDEXPRESS URGENT CARE - LAKELAND			1	100%	1
CORNERSTONE OF RECOVERY INC		1			1
HOSPICE OF MARTIN & ST LUCIE, INC		1			1
WESTOX LABS		1			1
WESTON COUNTY HEALTH SERVICES			1	100%	1
VANAJA SUREDDI MD PA			1	100%	1
PHYSICIANS MEDICAL CENTER		1			1
WELLINGTON WEST 100176			1	100%	1
CULVER CITY URGENT CARE			1	100%	1
REGIONS HOSPITAL LABORATORY			1	100%	1
BL DIAGNOSTICS LLC			1	100%	1
TENNOVA HEALTHCARE - CLEVELAND			1	100%	1
RIVERSIDE MEDICAL CENTER		1			1
HARLEM HOSPITAL CENTER		1			1
The Care Center at Pinellas Park		1			1
TIMPANOGOS REGIONAL HOSPITAL			1	100%	1
BARRINGTON TERRACE NAPLES			1	100%	1
Ramsey Village		1			1
PUBLIC HEALTH TRUST OF MIAMI DADE COUNTY			1	100%	1
QUALITY CLINICAL LAB LLC			1	100%	1
TMH PHYSICIAN PARTNERS			1	100%	1
REFERENCE LABORATORY			1	100%	1
MERCY – NORTH IOWA			1	100%	1
TMH PHYSICIAN PARTNERS BLOUNTSTOWN			1	100%	1
WHITE-WILSON MEDICAL CENTER - FORT WALTON BEACH			1	100%	1
FLORIDA HOSPITAL APOPKA			1	100%	1
ACCESS HEALTH CARE PHYSICIANS			1	100%	1
Florida Clinical Laboratory			1	100%	1
WEST VIRGINIA UNIVERSITY HOSPITALS			1	100%	1
ATHENA PLASTIC SURGERY		1			1
FLORIDA HOSPITAL ORMOND BEACH			1	100%	1
FLORIDA MEDICAL CLINIC -INTERNAL MED DADE CITY			1	100%	1
WILTON MANORS HEALTH & REHABILITATION CENTER			1	100%	1
Z UROLOGY		1			1
ENCOMPASS HEALTH HOME HEALTH		1			1
ELMHURST MEMORIAL HOSPITAL			1	100%	1
MONMOUTH MEDICALC ENTER		1			1
ASHTON PLACE		1			1
FAMILY CARE PARTNERS URGENT CARE LLC			1	100%	1
MISSOURI DEPARTMENT OF HEALTH AND SENIOR SERVICES - STATE PH LAB		1			1
ADVENTHEALTH CENTRA CARE OVIEDO			1	100%	1
HEALTH ALLIANCE			1	100%	1
VIERA MANOR ASSISTED LIVING RESIDENCE		1			1
AZALEALAND NURSING HOME		1			1
MID-FLORIDA CANCER CENTERS		1			1
MID FLORIDA BIOLOGICALS			1	100%	1
MIAMI-DADE COUNTY HEALTH DEPT.		1			1

COVID-19: testing by laboratory

Data through Nov 22, 2020 verified as of Nov 23, 2020 at 09:25 AM

Data in this report are provisional and subject to change.

The numbers in the table below represent the number of Florida and non-Florida residents for whom test results were received by the Department of Health. A person can be tested by more than one laboratory and can have both positive and negative results. **Therefore, the sum of the numbers in each column will be larger than the total number of people tested.**

Reporting lab	Inconclusive	Negative	Positive	Percent positive	Total
HEALTH PLUS SUNRISE MEDICAL OFFICE			1	100%	1
HEALTHCARE FOR THE HOMELESS			1	100%	1
HALEYVILLE HEALTH CARE CENTER		1			1
MILFORD REGIONAL HOSPITAL			1	100%	1
Cornerstone at the Ranch		1			1
WEST COAST CLINICAL LABS INC			1	100%	1
A.G. Rhodes		1			1
MIDDLEBURG PEDIATRICS			1	100%	1
WARE EXPRESS CARE			1	100%	1
YUMA REGIONAL MEDICAL CENTER			1	100%	1
GRAND VIEW HOSPITAL			1	100%	1
MEDICAL ASSOCIATES OF CARTER		1			1
Masonic Medical Research Institute			1	100%	1
RAMBAM URGENT CARE			1	100%	1
CALIFORNIA DIVISION OF COMMUNICABLE DISEASE CONTROL			1	100%	1
PROGENESIS INC			1	100%	1
LIBERTY HEALTH CENTER			1	100%	1
LAKE WALES OPERATING GROUP LLC		1			1
LAKEVIEW REGIONAL HOSPITAL			1	100%	1
Regency Square			1	100%	1
LAKE LURE HEALTH CENTER			1	100%	1
CARENOW URGENT CARE-WEST END		1			1
MEDICAL UNIVERSITY SC HOSPITAL			1	100%	1
RHODE ISLAND DEPARTMENT OF HEALTH			1	100%	1
COBLESKILL REGIONAL HOSPITAL		1			1
JOSEPH SCHENKER MD PC		1			1
JACKSON MADISON CO. GEN. HOSPITAL			1	100%	1
MIAMI CHILDRENS HOSPITAL MIDTOWN OUTPATIENT CENTER			1	100%	1
PHYSICIANS REGIONAL MEDICAL CTR - COLLIER BLVD			1	100%	1
PHYSICIANS IMMEDIATE CARE ELGIN			1	100%	1
MAYO CLINIC BEACHES PRIMARY CARE CTR		1			1
BOCA BIOLISTICS LLC			1	100%	1
PEDIATRIC ASSOCIATES - MIAMI LAKES		1			1
PEDIATRIC ASSOCIATES - DORAL			1	100%	1
DEPARTMENT OF HEALTH AND ENVIRONMENTAL CONTROL			1	100%	1
DEPT OF VA MEDICAL CENTER - MIAMI			1	100%	1
KINDRED HOSPITAL THE PALM BEACHES		1			1
CONSULATE HEALTH CARE OF VERO BEACH			1	100%	1
PRIMARY CARE MEDICINE			1	100%	1
BRENTWOOD RETIREMENT COMMUNITY		1			1
LITTLE FALLS HOSPITAL LABORATORY		1			1
MARYLAND DEPARTMENT OF HEALTH AND MENTAL HYGIENE-LABORATORIES			1	100%	1
BOONE DRUG & HEALTHCARE AT DEERFIELD			1	100%	1
MANSFIELD MEDICAL LODGE			1	100%	1
MARQUIS LABS, LLC		1			1
CLINICAL TRIALS OF TAMPA LLC		1			1
SHEEPSHEAD BAY URGENT CARE		1			1

COVID-19: testing by laboratory

Data through Nov 22, 2020 verified as of Nov 23, 2020 at 09:25 AM

Data in this report are provisional and subject to change.

The numbers in the table below represent the number of Florida and non-Florida residents for whom test results were received by the Department of Health. A person can be tested by more than one laboratory and can have both positive and negative results. **Therefore, the sum of the numbers in each column will be larger than the total number of people tested.**

Reporting lab	Inconclusive	Negative	Positive	Percent positive	Total
MULBERRY'S MOBILE PROVIDER SERVICES LLC			1	100%	1
MRMC LAB MICRO			1	100%	1
LISTENING DOCTOR PLLC, THE			1	100%	1
LOPEZ		1			1
BAPTIST HEALTH SURGERY CENTER			1	100%	1
LIGHTHOUSE PEDIATRICS OF NAPLES			1	100%	1
NAPHCARE INC		1			1
CINNAMON COVE ALF		1			1
CLAYMED OF NORTH FLORIDA			1	100%	1
JUPITER MEDICAL CENTER URGENT CARE - STUART			1	100%	1
CHRISTIANA HOSPITAL		1			1
SIMEDHEALTH LLC		1			1
SIGNATURE CARE LEWISVILLE-EMERGENCY CENTER			1	100%	1
COVID TESTING LLC			1	100%	1
LABORATORIO MEDICO CENTRAL CONDOMINO MD			1	100%	1
MID-FLORIDA HEMATOLOGY AND ONCOLOGY CENTERS		1			1
ROYAL CARE OF AVON PARK			1	100%	1
MAYO CLINICAL LABORATORIES		1			1
MCH PHYSICIANS GROUP			1	100%	1
MEDEXPRESS PORT CHARLOTTE			1	100%	1
MEDICAL CENTER OF THE ROCKIES			1	100%	1
Rosewood Healthcare and Rehabilitation Center			1	100%	1
MEDEXPRESS - BLOOMIN BRANDS			1	100%	1
MAYO CLINIC OUTPATIENT DIALYSIS CENTER			1	100%	1
CDRX INFUSION			1	100%	1
ROYAL PALM PEDIATRICS			1	100%	1
SCIENCE CARE			1	100%	1
MADISON AT OVIEDO			1	100%	1
MINUTECLINIC DIAGNOSTIC OF NORTH CAROLINA PC #5341		1			1
CAREWELL 203			1	100%	1
Margate Health and Rehabilitation Center			1	100%	1
CATHEDRAL GERONTOLOGY CENTER DBA CATHEDRAL CARES			1	100%	1
DELAWARE DIAGNOSTICS LABS			1	100%	1
JOSHUA E CHESIR MD		1			1
PROPATH			1	100%	1
PUTNAM CO HOSPITAL-D/B/A ASBURY TOWERS		1			1
MED TECH SERVICES OF PALM BEACH INC		1			1
REELFOOT FAMILY WALK IN CLINIC			1	100%	1
KEY WEST BRANCH MEDICAL CLINIC			1	100%	1
PELICAN STATE OUTPATIENT CENTER			1	100%	1
PROFESSIONAL PARK PEDIATRICS PA			1	100%	1
FAYETTE MEDICAL CENTER LAB		1			1
POMONA VALLEY COMMUNITY HOSPITAL			1	100%	1
POETS WALK SARASOTA			1	100%	1
LAB TEST KENDALL LLC		1			1
PREMIER PEDIATRICS			1	100%	1
PRIME CARE FAMILY MEDICINE			1	100%	1

COVID-19: testing by laboratory

Data through Nov 22, 2020 verified as of Nov 23, 2020 at 09:25 AM

Data in this report are provisional and subject to change.

The numbers in the table below represent the number of Florida and non-Florida residents for whom test results were received by the Department of Health. A person can be tested by more than one laboratory and can have both positive and negative results. **Therefore, the sum of the numbers in each column will be larger than the total number of people tested.**

Reporting lab	Inconclusive	Negative	Positive	Percent positive	Total
POPLAR HEALTHCARE			1	100%	1
PRACTITIONERS IN MOTION			1	100%	1
Salerno Bay Health & Rehabilitation Center		1			1
KENILWORTH CARE & REHABILITATION CENTER			1	100%	1
SACRED HEART MEDICAL CENTER			1	100%	1
SAINT JOSEPH'S HOSPITAL AND MEDICAL CENTER		1			1
DIXITKUMAR N MODI MD PA			1	100%	1
MARINA DEL REY HOSPITAL LAB			1	100%	1
MARYLAND DEPARTMENT OF HEALTH AND MENTAL HYGIENE			1	100%	1
SANTA ROSA PEDIATRICS			1	100%	1
FRASER MEMORIAL HOSPITAL			1	100%	1
RELIANT ACUTE CARE			1	100%	1
PENSACOLA PATHOLOGY		1			1
KETTERING MEDICAL CENTER			1	100%	1
REGIONAL MEDICAL LABORATORY			1	100%	1
KENTUCKY CABINET FOR HEALTH AND FAMILY SERVICES			1	100%	1
RIVERSIDE COUNTY PUBLIC HEALTH LABORATORY			1	100%	1
RENOWN REGIONAL MEDICAL CENTER			1	100%	1
MDS PHARMA SERVICES		1			1
MEMORIAL HEALTH UNIVERSITY MEDICAL CENTER			1	100%	1
HOUSTON DEPARTMENT OF HEALTH AND HUMAN SERVICES			1	100%	1
MID - FLORIDA PATHOLOGY LLC			1	100%	1
LIFE CARE CENTER OF HILTON HEAD		1			1
PARRISH MEDICAL GROUP			1	100%	1
MINUTECLINIC DIAGNOSTIC OF NORTH CAROLINA PC #7054		1			1
MINUTE CLINIC OF KANSAS PA			1	100%	1
HERNANDO COUNTY HEALTH DEPT			1	100%	1
MICHIGAN HEALTH CLINIC LABORATORIES		1			1
BISHOP GRADY VILLAS		1			1
MEDICAL CLINIC OF HOUSTON			1	100%	1
ESTATES MEDICAL CENTER INC			1	100%	1
MEDICAL ASSOCIATES OF PINELLAS - LAB			1	100%	1
Metro West Nursing and Rehab			1	100%	1
FALMOUTH BY THE SEA			1	100%	1
DOCTORS MEMORIAL HOSP HOME HEALTH CARE		1			1
CYPRESS VILLAGE REHAB CENTER		1			1
LABORATORY COPRORATION OF AMERICA			1	100%	1
GRACE WELLNESS CENTER			1	100%	1
HARRIS URGENT CARE CENTER			1	100%	1
HARBOUR'S EDGE		1			1
LAB. CORP. OF AMERICA			1	100%	1
PM PEDIATRICS OF SELDEN PLLC		1			1
PHYSICIANS PRIMARY CARE LEHIGH PEDS			1	100%	1
LABCORP UNSPECIFIED		1			1
PENINSULA REGIONAL MED CTR LAB			1	100%	1
PATHOLOGYT & LAB MEDICINE SERVICES			1	100%	1
PEDIATRIC ASSOCIATES - JACKSONVILLE			1	100%	1

COVID-19: testing by laboratory

Data through Nov 22, 2020 verified as of Nov 23, 2020 at 09:25 AM

Data in this report are provisional and subject to change.

The numbers in the table below represent the number of Florida and non-Florida residents for whom test results were received by the Department of Health. A person can be tested by more than one laboratory and can have both positive and negative results. **Therefore, the sum of the numbers in each column will be larger than the total number of people tested.**

Reporting lab	Inconclusive	Negative	Positive	Percent positive	Total
PALMS OF FT MYERS,THE			1	100%	1
LEGACY ER & URGENT CARE - FRISCO WEST			1	100%	1
FAMILY PRACTICE ASSOCIATES		1			1
LABRADOR PRIMARY CARE CENTER			1	100%	1
PEDIATRIC HEALTHCARE ALLIANCE PA			1	100%	1
MEDICAL CENTER OF CENTRAL GEORGIA			1	100%	1
SUPERKIDS PEDIATRICS			1	100%	1
SUNSHINE URGENT CARE LLC			1	100%	1
CONWAY MEDICAL CENTER			1	100%	1
PROFESSIONAL HEALTH EXAMINERS			1	100%	1
STATE OF FLORIDA			1	100%	1
STARR COUNTY MEMORIAL HOSPITAL			1	100%	1
PANCARE HEALTH - VERNON ELEMENTARY			1	100%	1
SUMMERFIELD PAIN MANAGEMENT			1	100%	1
CLEVELAND CLINIC IMAGING			1	100%	1
CHESAPEAKE REGIONAL MEDICAL CENTER			1	100%	1
ADVENTIST HEALTH SYSTEMS SUNBELT INC DBA			1	100%	1
CFCH - FROSTPROOF			1	100%	1
TERRELL URGENT CARE			1	100%	1
PULSE & REMEDY LLC			1	100%	1
PSL JAX BEACH OPERATIONS LLC			1	100%	1
TAMPA URGENT CARE			1	100%	1
TAMPA GENERAL MEDICAL GROUP LABORATORY HEALTHPARK			1	100%	1
ST JUDE LABORATORIES		1			1
EAST NAPLES PEDIATRICS			1	100%	1
DALLAS COUNTY HEALTH AND HUMAN SERVICES			1	100%	1
DONALSONVILLE HOSPITAL			1	100%	1
SPECIALTY DRUG TESTING			1	100%	1
CVS HEALTH, #2043		1			1
ST CATHERINE HOSPITAL LABORATORY			1	100%	1
SPINE & PAIN CONSULTANT PLLC		1			1
POUDRE VALLEY HOSPITAL			1	100%	1
DERMDX, DIV OF AURORA DIAGNOSTICS/BERNHARDT LAB		1			1
DEPT OF HEALTH			1	100%	1
STARLING AT NOCATEE			1	100%	1
DIAGNOSTIC & MEDICAL SPECIALISTS OF GREENWICH		1			1
ST PETE DIRECT PRIMARY CARE		1			1
DOCTORS HEARING			1	100%	1
PARK AVENUE PEDIATRICS PC		1			1
CLINICAL LABORATORIES OF THE BUFFALO		1			1
ADVENTHEALTH MEDICAL GROUP ADULT AND SENIOR HEALTH			1	100%	1
VILLAGES HEALTH SYSTEM, LLC, THE			1	100%	1
WEST COAST PEDIATRICS			1	100%	1
WANTAGH URGENT CARE		1			1
VAULT MEDICAL SERVICES			1	100%	1
CHILDRENS SPECIALIST PEDIATRIC PULMMOLOGY &			1	100%	1
WELLMED AT FORT PIERCE		1			1

COVID-19: testing by laboratory

Data through Nov 22, 2020 verified as of Nov 23, 2020 at 09:25 AM

Data in this report are provisional and subject to change.

The numbers in the table below represent the number of Florida and non-Florida residents for whom test results were received by the Department of Health. A person can be tested by more than one laboratory and can have both positive and negative results. **Therefore, the sum of the numbers in each column will be larger than the total number of people tested.**

Reporting lab	Inconclusive	Negative	Positive	Percent positive	Total
WESTWOOD NURSING & REHAB		1			1
CHIEFLAND MEDICAL CENTER			1	100%	1
USC VERDUGO HILLS HOSPITAL			1	100%	1
ADVENTHEALTH CENTRA CARE ORANGE LAKE		1			1
URGENT CARE AND SURGERY CENTER			1	100%	1
EAST END PEDIATRICS		1			1
SAINT JOSEPHS HOSPITAL OF ATLANTA			1	100%	1
DR. PHILLIPS MEDICAL WELLNESS CENTER			1	100%	1
San Antonio Residence and Rehabilitation Center		1			1
DSI LABORATORIES-NAPLES-7TH			1	100%	1
CARE STATION MEDICAL GROUP		1			1
UNITED HEALTHCARE			1	100%	1
MADISON FACILITY INC			1	100%	1
CARE POINT HEALTH AND WELLNESS CENTER		1			1
QUALITY LAB			1	100%	1
Central Park Healthcare & Rehabilitation Center		1			1
CELEBRATION HOSPITAL			1	100%	1
THOMAS HOSPITAL			1	100%	1
REGIONAL MEDICAL CENTER BAYONET POINT			1	100%	1
WYOMING DEPT OF HEALTH			1	100%	1
ORLANDO MEDICAL CENTER PL			1	100%	1
WOODLAND TOWERS			1	100%	1
UPSON REGIONAL MEDICAL CENTER			1	100%	1
CANDLER HOSPITAL			1	100%	1
UNIVERSITY HOSPITALS OF CLEVELAND			1	100%	1
XSTREMEMD			1	100%	1
CALIFORNIA PUBLIC HEALTH LABORATORY			1	100%	1
LEHIGH PULMONARY ASSOCIATES			1	100%	1
HYDE PARK MEDICAL CENTER		1			1
OMNICARE PHARMACY OF TEXAS 1, LP		1			1
LSU MEDICAL CENTER			1	100%	1
Oakview Manor Health and Rehab		1			1
CLIFTON-FINE HOSPITAL LABORATORY		1			1
LRGHEALTHCARE		1			1
Imperial Healthcare Centre			1	100%	1
CLUB HEALTH AND REHABILITATION CENTER, THE		1			1
HELIX LW UC		1			1
HERNANDO CHILDREN'S			1	100%	1
OVIEDO CHILDRENS HEALTH CENTER LLC		1			1
CAREHERE HUDSON BAY			1	100%	1
CAREWELL JW - WORCESTER LNC			1	100%	1
MACCLENNY NURSING AND REHAB			1	100%	1
HIBISCUS COURT			1	100%	1
HILTON HEAD HOSPITAL/INPATIENT			1	100%	1
INTERMOUNTAIN MEDICAL CENTER			1	100%	1
CLARIDGE HOUSE NURSING CENTER			1	100%	1
INNOVATIVE COVID-DIVERSEY			1	100%	1

COVID-19: testing by laboratory

Data through Nov 22, 2020 verified as of Nov 23, 2020 at 09:25 AM

Data in this report are provisional and subject to change.

The numbers in the table below represent the number of Florida and non-Florida residents for whom test results were received by the Department of Health. A person can be tested by more than one laboratory and can have both positive and negative results. **Therefore, the sum of the numbers in each column will be larger than the total number of people tested.**

Reporting lab	Inconclusive	Negative	Positive	Percent positive	Total
INTEGRITY CLINICAL RESEARCH CENTER INC			1	100%	1
JACKSONVILLE STATEFL			1	100%	1
CHARLOTTE CHD PORT CHARLOTTE		1			1
LEELANAU OPCO, LLC		1			1
CHILDREN'S MEDICAL GROUP		1			1
INFECTION CONTROL DEPT			1	100%	1
LAWRENCE GENERAL HOSPITAL			1	100%	1
HOWELL BRANCH COURT			1	100%	1
INTEGRATED REGIONAL LABS			1	100%	1
CAROMONT HEALTH			1	100%	1
INDIAN RIVER CLINICAL LABORATORY, INC.		1			1
CHI ST. LUKE'S HEALTH BCM MEDICAL CENTER			1	100%	1
LAKE REGIONAL HEALTH			1	100%	1
NURSING PLUS OF BROWARD LLC		1			1
LINCOLN MEDICAL CENTER		1			1
FLORIDA HEART AND VASCULAR MULTISPECIALTY GROUP PA			1	100%	1
PELICAN LANDING		1			1
MINUTECLINIC LLC # 3930			1	100%	1
COMMUNITY MEDICAL CENTER-ORANGE CITY		1			1
PEDIATRIC HEALTH CARE ALLIANCE, NORTH SIDE			1	100%	1
CONSOLIDATED			1	100%	1
FLORIDA KEYS PED AND ADOLES CTR			1	100%	1
FIU HEALTH CARE CENTER			1	100%	1
SONATA BOYNTON BEACH		1			1
EXPRESS FAMILY CARE LLC			1	100%	1
SOUTH FLORIDA URGENT CARE CENTERS, LLC			1	100%	1
ER NEAR ME HULEN		1			1
MISSION HOSPITAL			1	100%	1
LONGWOOD PEDIATRICS LLC			1	100%	1
SMITH NORTHVIEW HOSPITAL LAB			1	100%	1
CSL PLASMA LAB			1	100%	1
Greystone Health Care Center		1			1
MED TECH CLINICAL LABORATORY		1			1
ARDEN COURTS OF WINTER SPRINGS			1	100%	1
PARKWAY REGIONAL MEDICAL CENTER LAB			1	100%	1
BUFFALO VAMC			1	100%	1
COMMUNITY			1	100%	1
HARDIN MEMORIAL HOSPITAL - HEARTLAND PATHOLOGY CONSULTANTS			1	100%	1
HEALTHCARE ASSOCIATES OF IRVING, LLP			1	100%	1
COLLINS NURSING HOME		1			1
MERITER LABORATORIES			1	100%	1
BRIGHAM AND WOMEN'S HOSPITAL			1	100%	1
BRANDON REGIONAL EMERGENCY CTR			1	100%	1
COMMUNITY MEDICAL AND DENTAL CARE INC		1			1
GEORGETOWN URGENT CARE			1	100%	1
MEDICAL ASSOCIATES OF BREVARD LLC		1			1
MEDICAL LIFE-INC GUIDEWELL EMERGENCY MEDICINE			1	100%	1

COVID-19: testing by laboratory

Data through Nov 22, 2020 verified as of Nov 23, 2020 at 09:25 AM

Data in this report are provisional and subject to change.

The numbers in the table below represent the number of Florida and non-Florida residents for whom test results were received by the Department of Health. A person can be tested by more than one laboratory and can have both positive and negative results. **Therefore, the sum of the numbers in each column will be larger than the total number of people tested.**

Reporting lab	Inconclusive	Negative	Positive	Percent positive	Total
GEORGE WASHINGTON UNIVERSITY HOSPITAL			1	100%	1
Total	50,185	9,192,009	1,202,993	12%	10,445,187