

# COVID-19: summary of cases and monitoring

Data through Nov 26, 2020 verified as of Nov 27, 2020 at 09:25 AM

Data in this report are provisional and subject to change.

## Cases: people with positive PCR or antigen test result

### Total cases

Florida residents	963,751
Non-Florida residents	15,270

### Type of testing

Florida residents	963,751
Positive by BPHL/CDC	37,156
Positive by commercial/hospital lab	926,595
PCR positive	884,219
Antigen positive	79,532
Non-Florida residents	15,270
Positive by BPHL/CDC	456
Positive by commercial/hospital lab	14,814
PCR positive	12,708
Antigen positive	2,562

### Characteristics

Florida residents hospitalized	54,467
Florida resident deaths	18,363
Non-Florida resident deaths	233

Hospitalized counts include anyone who was hospitalized at some point during their illness. It does not reflect the number of people currently hospitalized.

More information on deaths identified through death certificate data is available on the National Center for Health Statistics website at [www.cdc.gov/nchs/nvss/vsrr/COVID19/index.htm](http://www.cdc.gov/nchs/nvss/vsrr/COVID19/index.htm).

## Cases: people with positive PCR or antigen test result

### Risk factors for Florida residents

Traveled	8,867
Contact with a known case	368,074
Traveled and contact with a known case	10,390
Neither	576,420
No travel and no contact	125,695
Travel is unknown	314,619
Contact is unknown	237,843
Contact is pending	185,123

Travel can be unknown and contact can be unknown or pending for the same case, these numbers will sum to more than the "neither" total.

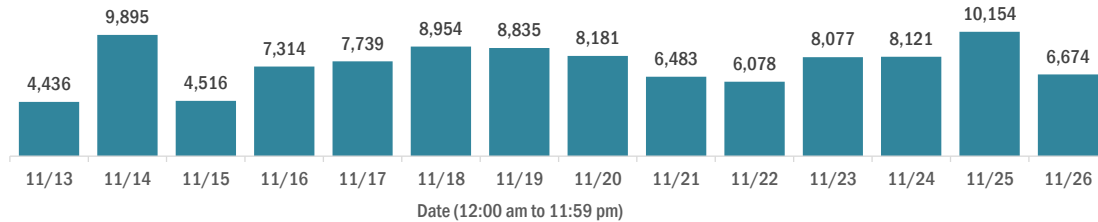
# COVID-19: summary of laboratory testing

Data through Nov 26, 2020 verified as of Nov 27, 2020 at 09:25 AM

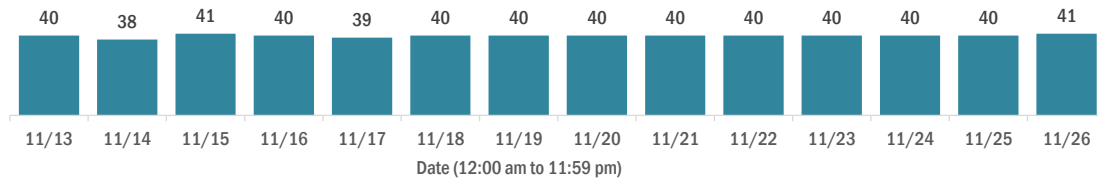
Data in this report are provisional and subject to change.

## Cases in Florida residents per day for the past 2 weeks

### Number of cases per day



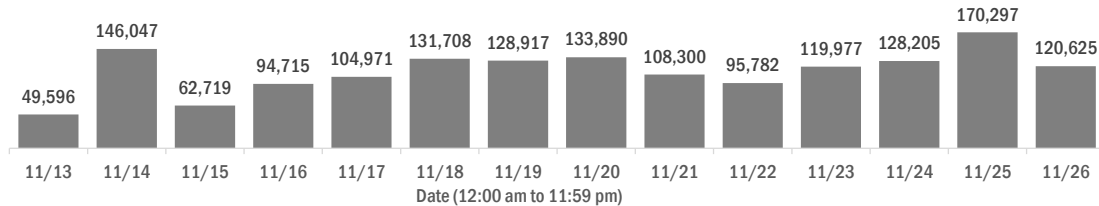
### Median age of cases by day



## Laboratory testing for Florida residents over the past 2 weeks

### Number of Florida residents tested per day

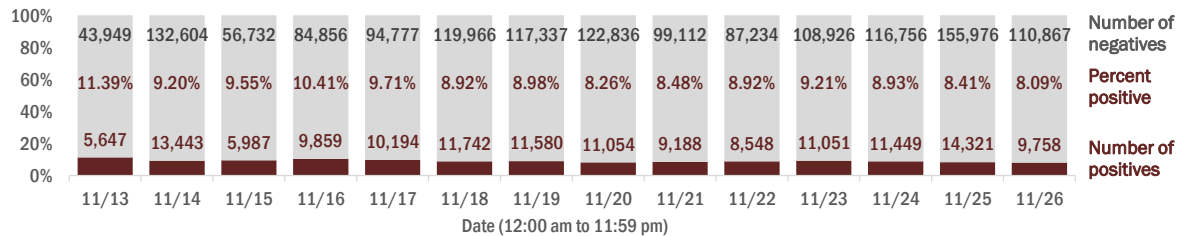
These counts include the number of people for whom the Department received PCR or antigen laboratory results by day. People tested on multiple days will be included for each day a new result was received. A person is only counted once for each day they are tested, regardless of whether multiple specimens are tested or multiple results are received.



### Number and percent of Florida residents with positive test results

The percent of positive results ranged from 8.09% to 11.39% over the past 2 weeks and was 8.09% yesterday.

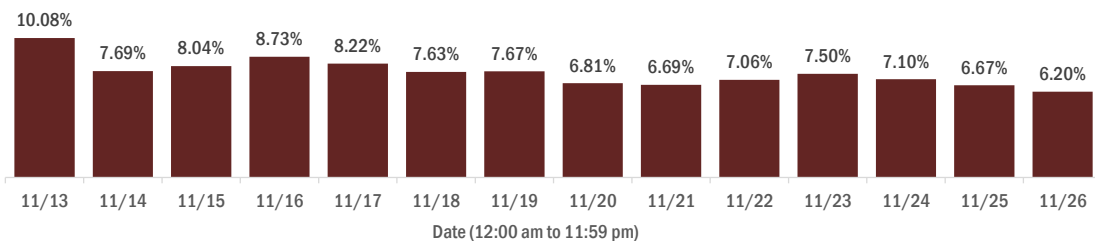
These counts include the number of people for whom the Department received PCR or antigen laboratory results by day. People tested on multiple days will be included for each day a new result was received. A person is only counted once for each day they are tested, regardless of whether multiple specimens are tested or multiple results are received. If a person has a positive specimen and a negative specimen in the same day, only the positive result is counted.



### Percent positivity for new cases in Florida residents

The percent of positive results ranged from 6.20% to 10.08% over the past 2 weeks and was 6.20% yesterday.

This percent is the number of people who test PCR- or antigen-positive for the first time divided by all the people tested that day, excluding people who have previously tested positive.



# COVID-19: characteristics of 963,751 Florida resident cases

Data through Nov 26, 2020 verified as of Nov 27, 2020 at 09:25 AM

Data in this report are provisional and subject to change.

Age group	Cases		Hospitalizations		Deaths	
0-4 years	16,356	2%	359	1%	0	0%
5-14 years	45,586	5%	328	1%	5	0%
15-24 years	156,493	16%	1,453	3%	32	0%
25-34 years	175,967	18%	3,010	6%	107	1%
35-44 years	151,753	16%	4,480	8%	311	2%
45-54 years	149,062	15%	6,724	12%	741	4%
55-64 years	125,201	13%	9,514	17%	2,028	11%
65-74 years	76,128	8%	10,943	20%	3,918	21%
75-84 years	43,131	4%	10,401	19%	5,388	29%
85+ years	23,045	2%	7,251	13%	5,833	32%
Unknown	1,029	0%	4	0%	0	0%
<b>Total</b>	<b>963,751</b>		<b>54,467</b>		<b>18,363</b>	

Gender	Cases	
Female	496,127	51%
Male	462,166	48%
Unknown	5,458	1%
<b>Total</b>	<b>963,751</b>	

Ethnicity	Cases		Hospitalizations		Deaths	
Hispanic	291,657	30%	15,026	28%	4,611	25%
Non-Hispanic	436,149	45%	36,517	67%	12,433	68%
Unknown	235,945	24%	2,924	5%	1,319	7%
<b>Total</b>	<b>963,751</b>		<b>54,467</b>		<b>18,363</b>	

Race and ethnicity	Cases		Hospitalizations		Deaths	
White	482,997	50%	33,954	62%	12,955	71%
Hispanic	191,959	20%	10,533	19%	3,665	20%
Non-Hispanic	259,154	27%	22,291	41%	8,656	47%
Unknown	31,884	3%	1,130	2%	634	3%
Black	135,825	14%	12,223	22%	3,357	18%
Hispanic	6,958	1%	508	1%	131	1%
Non-Hispanic	118,098	12%	11,400	21%	3,093	17%
Unknown	10,769	1%	315	1%	133	1%
Other race	131,040	14%	6,558	12%	1,460	8%
Hispanic	67,278	7%	3,606	7%	688	4%
Non-Hispanic	45,855	5%	2,645	5%	632	3%
Unknown	17,907	2%	307	1%	140	1%
Unknown race	213,889	22%	1,732	3%	591	3%
Hispanic	25,462	3%	379	1%	127	1%
Non-Hispanic	13,042	1%	181	0%	52	0%
Unknown	175,385	18%	1,172	2%	412	2%
<b>Total</b>	<b>963,751</b>		<b>54,467</b>		<b>18,363</b>	

**Hospitalization** counts include anyone who was hospitalized at some point during their illness. It does not reflect the number of people currently hospitalized. **Other race** includes any person with a race of American Indian/Alaskan native, Asian, native Hawaiian/Pacific Islander, or other.

# COVID-19: deaths in Florida residents and staff of long-term care facilities

Data through Nov 26, 2020 verified as of Nov 27, 2020 at 09:25 AM

Data in this report are provisional and subject to change.

For current cases in residents or staff of long-term care facilities, please visit: <https://floridahealthcovid19.gov/>

County	Deaths		County	Deaths		County	Deaths	
Dade	860	12%	Osceola	88	1%	Washington	12	0%
Palm Beach	755	10%	Charlotte	87	1%	Gadsden	11	0%
Pinellas	605	8%	Okaloosa	72	1%	Gilchrist	11	0%
Broward	466	6%	Clay	70	1%	Baker	8	0%
Hillsborough	409	6%	Indian River	66	1%	Jefferson	8	0%
Polk	339	5%	Citrus	63	1%	Lafayette	8	0%
Lee	272	4%	Jackson	60	1%	Calhoun	7	0%
Brevard	252	3%	Suwannee	53	1%	Bradford	3	0%
Duval	239	3%	Leon	52	1%	Flagler	3	0%
Orange	237	3%	Highlands	46	1%	Gulf	3	0%
Sarasota	220	3%	St. Johns	44	1%	Holmes	3	0%
St. Lucie	181	3%	Bay	36	0%	Monroe	3	0%
Volusia	179	2%	Alachua	34	0%	Taylor	3	0%
Seminole	170	2%	Columbia	31	0%	Desoto	2	0%
Marion	168	2%	Sumter	29	0%	Hardee	2	0%
Manatee	145	2%	Nassau	26	0%	Levy	2	0%
Escambia	138	2%	Santa Rosa	23	0%	Dixie	1	0%
Collier	121	2%	Hendry	20	0%	Liberty	1	0%
Pasco	113	2%	Putnam	19	0%	Total	7,233	
Martin	107	1%	Madison	16	0%			
Lake	103	1%	Okeechobee	16	0%			
Hernando	96	1%	Walton	16	0%			

**Note:** cases are summarized by the county of usual residence. Residents and staff may be cases associated with facilities that are not in their county of usual residence, resulting in cases being included below for counties that do not have facilities with known cases.

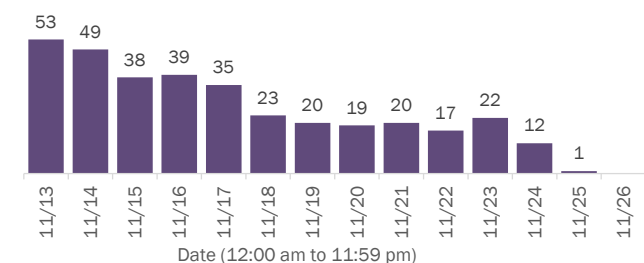
# COVID-19: cases in Florida residents who have died

Data through Nov 26, 2020 verified as of Nov 27, 2020 at 09:25 AM

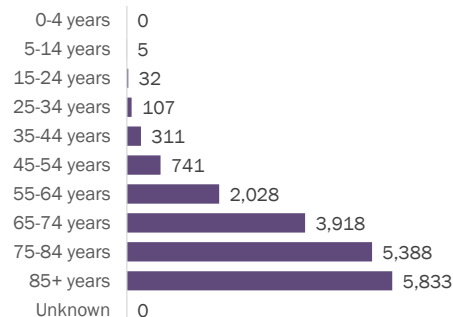
Data in this report are provisional and subject to change.

Demographics for all identified COVID-19 deaths: 18,363

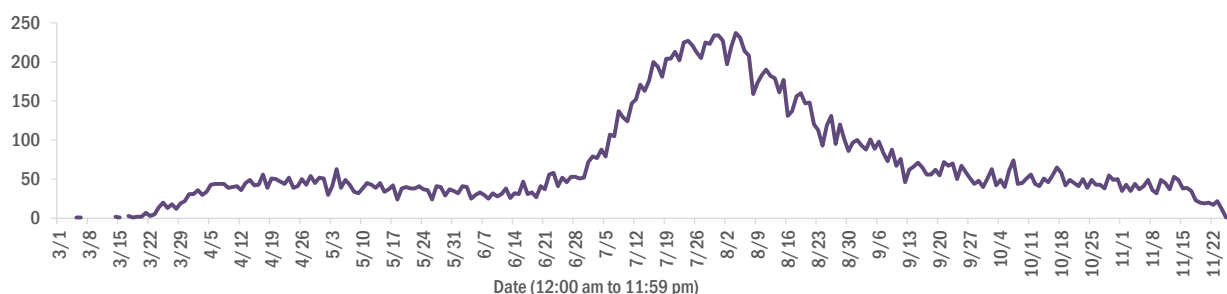
Deaths by date of death for the past 2 weeks



Deaths by age group



Deaths by date of death since March 2020



Age group	Deaths	Cases	Case fatality rate	Mortality rate per 100,000 population
0-4 years	0	16,356	0.0%	0.0
5-14 years	5	45,586	0.0%	0.2
15-24 years	32	156,493	0.0%	1.3
25-34 years	107	175,967	0.1%	3.8
35-44 years	311	151,753	0.2%	11.9
45-54 years	741	149,062	0.5%	26.6
55-64 years	2,028	125,201	1.6%	70.1
65-74 years	3,918	76,128	5.1%	161.4
75-84 years	5,388	43,131	12.5%	383.7
85+ years	5,833	23,045	25.3%	1010.0
Unknown	0	1,029	0.0%	
<b>Total</b>	<b>18,363</b>	<b>963,751</b>	<b>1.9%</b>	<b>85.0</b>

Race	Deaths	Cases	Case fatality rate	Mortality rate per 100,000 population
White	12,955	482,997	2.7%	77.6
Black	3,357	135,825	2.5%	91.8
Other	1,460	131,040	1.1%	117.3
Unknown	591	213,889	0.3%	
<b>Total</b>	<b>18,363</b>	<b>963,751</b>	<b>1.9%</b>	<b>85.0</b>

Gender	Deaths	Cases	Case fatality rate	Mortality rate per 100,000 population
Female	8,152	496,127	1.6%	73.8
Male	10,211	462,166	2.2%	96.7
Unknown	0	5,458	0.0%	
<b>Total</b>	<b>18,363</b>	<b>963,751</b>	<b>1.9%</b>	<b>85.0</b>

Ethnicity	Deaths	Cases	Case fatality rate	Mortality rate per 100,000 population
Non-Hispanic	12,433	436,149	2.9%	78.1
Hispanic	4,611	291,657	1.6%	81.2
Unknown	1,319	235,945	0.6%	
<b>Total</b>	<b>18,363</b>	<b>963,751</b>	<b>1.9%</b>	<b>85.0</b>

# COVID-19: characteristics of 979,021 cases

Data through Nov 26, 2020 verified as of Nov 27, 2020 at 09:25 AM

Data in this report are provisional and subject to change.

Tables below include cases in Florida residents and non-Florida residents.

All 67 Florida counties have cases:

County	FL resident cases		Non-FL resident cases	Total cases	FL resident deaths	FL death rate
Dade	221,828	<div><div></div></div> 23%	2,338	224,166	3,799	1.7%
Broward	104,038	<div><div></div></div> 11%	1,046	105,084	1,648	1.6%
Palm Beach	63,596	<div><div></div></div> 7%	704	64,300	1,676	2.6%
Hillsborough	56,967	<div><div></div></div> 6%	404	57,371	920	1.6%
Orange	56,594	<div><div></div></div> 6%	507	57,101	642	1.1%
Duval	42,366	<div><div></div></div> 4%	608	42,974	586	1.4%
Pinellas	31,982	<div><div></div></div> 3%	426	32,408	885	2.8%
Lee	28,692	<div><div></div></div> 3%	642	29,334	574	2.0%
Polk	26,988	<div><div></div></div> 3%	161	27,149	671	2.5%
Osceola	17,783	<div><div></div></div> 2%	183	17,966	240	1.3%
Collier	17,183	<div><div></div></div> 2%	373	17,556	280	1.6%
Manatee	16,258	<div><div></div></div> 2%	216	16,474	368	2.3%
Escambia	14,692	<div><div></div></div> 2%	1,778	16,470	301	2.0%
Volusia	16,018	<div><div></div></div> 2%	179	16,197	365	2.3%
Brevard	15,152	<div><div></div></div> 2%	107	15,259	436	2.9%
Leon	14,340	<div><div></div></div> 1%	429	14,769	139	1.0%
Pasco	14,351	<div><div></div></div> 1%	137	14,488	271	1.9%
Sarasota	13,070	<div><div></div></div> 1%	305	13,375	388	3.0%
Marion	12,824	<div><div></div></div> 1%	39	12,863	379	3.0%
Alachua	12,586	<div><div></div></div> 1%	118	12,704	99	0.8%
Seminole	12,614	<div><div></div></div> 1%	71	12,685	273	2.2%
St. Lucie	10,593	<div><div></div></div> 1%	39	10,632	365	3.4%
Lake	10,380	<div><div></div></div> 1%	92	10,472	253	2.4%
Okaloosa	8,649	<div><div></div></div> 1%	93	8,742	146	1.7%
St. Johns	8,390	<div><div></div></div> 1%	149	8,539	94	1.1%
Bay	8,064	<div><div></div></div> 1%	304	8,368	154	1.9%
Clay	7,798	<div><div></div></div> 1%	19	7,817	148	1.9%
Santa Rosa	7,259	<div><div></div></div> 1%	96	7,355	102	1.4%
Martin	6,120	<div><div></div></div> 1%	61	6,181	172	2.8%
Charlotte	4,930	<div><div></div></div> 1%	38	4,968	192	3.9%
Indian River	4,900	<div><div></div></div> 1%	46	4,946	136	2.8%
Hernando	4,843	<div><div></div></div> 1%	30	4,873	207	4.3%
Columbia	4,737	<div><div></div></div> 0%	18	4,755	94	2.0%
Citrus	4,600	<div><div></div></div> 0%	23	4,623	165	3.6%
Jackson	3,798	<div><div></div></div> 0%	52	3,850	89	2.3%

County	FL resident cases		Non-FL resident cases	Total cases	FL resident deaths	FL death rate
Highlands	3,666	<div><div></div></div> 0%	27	3,693	146	4.0%
Walton	3,286	<div><div></div></div> 0%	344	3,630	37	1.1%
Sumter	3,393	<div><div></div></div> 0%	19	3,412	95	2.8%
Monroe	3,187	<div><div></div></div> 0%	91	3,278	27	0.8%
Gadsden	3,256	<div><div></div></div> 0%	11	3,267	57	1.8%
Suwannee	3,235	<div><div></div></div> 0%	25	3,260	86	2.7%
Nassau	2,843	<div><div></div></div> 0%	254	3,097	56	2.0%
Putnam	2,713	<div><div></div></div> 0%	7	2,720	58	2.1%
Flagler	2,662	<div><div></div></div> 0%	23	2,685	42	1.6%
Unknown	184	<div><div></div></div> 0%	2,461	2,645	0	0.0%
Hendry	2,470	<div><div></div></div> 0%	9	2,479	45	1.8%
Desoto	2,334	<div><div></div></div> 0%	7	2,341	34	1.5%
Okeechobee	2,014	<div><div></div></div> 0%	12	2,026	43	2.1%
Baker	1,993	<div><div></div></div> 0%	10	2,003	32	1.6%
Hardee	1,748	<div><div></div></div> 0%	7	1,755	18	1.0%
Taylor	1,632	<div><div></div></div> 0%	4	1,636	21	1.3%
Wakulla	1,587	<div><div></div></div> 0%	9	1,596	14	0.9%
Washington	1,494	<div><div></div></div> 0%	14	1,508	24	1.6%
Bradford	1,400	<div><div></div></div> 0%	3	1,403	19	1.4%
Levy	1,378	<div><div></div></div> 0%	7	1,385	13	0.9%
Lafayette	1,319	<div><div></div></div> 0%	0	1,319	19	1.4%
Madison	1,237	<div><div></div></div> 0%	17	1,254	27	2.2%
Union	1,224	<div><div></div></div> 0%	0	1,224	59	4.8%
Holmes	1,127	<div><div></div></div> 0%	20	1,147	15	1.3%
Gulf	1,039	<div><div></div></div> 0%	14	1,053	18	1.7%
Hamilton	969	<div><div></div></div> 0%	8	977	11	1.1%
Dixie	956	<div><div></div></div> 0%	3	959	11	1.2%
Calhoun	859	<div><div></div></div> 0%	2	861	22	2.6%
Franklin	819	<div><div></div></div> 0%	11	830	4	0.5%
Jefferson	747	<div><div></div></div> 0%	17	764	11	1.5%
Gilchrist	747	<div><div></div></div> 0%	0	747	19	2.5%
Glades	663	<div><div></div></div> 0%	1	664	9	1.4%
Liberty	587	<div><div></div></div> 0%	1	588	14	2.4%
State-Call Center			1	1	0	
Total	963,751		15,270	979,021	18,363	1.9%

# COVID-19: characteristics of 963,751 Florida resident cases

Data through Nov 26, 2020 verified as of Nov 27, 2020 at 09:25 AM

Data in this report are provisional and subject to change.

The table below includes the cities and counties of residence for cases in Florida residents based on the patient's ZIP Code.

Note that city is not always received as part of the initial notification and may be missing while the case is being investigated.

City and county	Cases
Miami, Dade	128,419
Orlando, Orange	42,618
Jacksonville, Duval	39,721
Tampa, Hillsborough	34,231
Hialeah, Dade	30,167
Fort Lauderdale, Broward	24,529
Hollywood, Broward	20,318
West Palm Beach, Palm Beach	15,866
Kissimmee, Osceola	14,002
Naples, Collier	13,977
Tallahassee, Leon	13,530
Homestead, Dade	13,359
Saint Petersburg, Pinellas	12,689
Pensacola, Escambia	12,090
Fort Myers, Lee	11,742
Pompano Beach, Broward	11,509
Bradenton, Manatee	10,921
Gainesville, Alachua	10,480
Boca Raton, Palm Beach	10,464
Ocala, Marion	10,011
Lakeland, Polk	9,301
Sarasota, Sarasota	8,514
Lake Worth, Palm Beach	8,276
Cape Coral, Lee	6,892
Port Saint Lucie, St. Lucie	6,810
Miramar, Broward	6,604
Clearwater, Pinellas	6,259
Miami Gardens, Dade	6,028
Boynton Beach, Palm Beach	5,913
Miami Beach, Dade	5,654
Panama City, Bay	5,217
Coral Springs, Broward	5,177
Winter Haven, Polk	4,870
Melbourne, Brevard	4,727
Saint Augustine, St. Johns	4,683
Lehigh Acres, Lee	4,681
Delray Beach, Palm Beach	4,599
Lake City, Columbia	4,435
Davie, Broward	4,105
Coral Gables, Dade	3,964
Sunrise, Broward	3,916
Milton, Santa Rosa	3,907
Riverview, Hillsborough	3,818
Vero Beach, Indian River	3,751
Fort Pierce, St. Lucie	3,725
Daytona Beach, Volusia	3,693
Doral, Dade	3,679
Brandon, Hillsborough	3,442
Plant City, Hillsborough	3,428
Saint Cloud, Osceola	3,380
Apopka, Orange	3,336
Largo, Pinellas	3,332
Palm Bay, Brevard	3,315
Miami Lakes, Dade	3,264
Plantation, Broward	3,224
New Port Richey, Pasco	3,219
Orange Park, Clay	3,202
North Miami Beach, Dade	3,108

# COVID-19: characteristics of 963,751 Florida resident cases

Data through Nov 26, 2020 verified as of Nov 27, 2020 at 09:25 AM

Data in this report are provisional and subject to change.

The table below includes the cities and counties of residence for cases in Florida residents based on the patient's ZIP Code.

Note that city is not always received as part of the initial notification and may be missing while the case is being investigated.

City and county	Cases
Deerfield Beach, Broward	3,049
Jupiter, Palm Beach	3,009
Stuart, Martin	3,002
Weston, Broward	2,954
Sanford, Seminole	2,950
Spring Hill, Hernando	2,797
Clermont, Lake	2,788
Cutler Ridge, Dade	2,772
Fort Walton Beach, Okaloosa	2,723
Live Oak, Suwannee	2,707
Tamarac, Broward	2,676
Deltona, Volusia	2,656
Immokalee, Collier	2,535
Port Charlotte, Charlotte	2,525
Opa Locka, Dade	2,518
Davenport, Polk	2,435
Deland, Volusia	2,423
Palm Beach Gardens, Palm Beach	2,364
Palmetto, Manatee	2,328
Winter Park, Orange	2,318
Arcadia, Desoto	2,279
Winter Garden, Orange	2,267
Margate, Broward	2,242
Palm Coast, Flagler	2,223
Coconut Creek, Broward	2,177
Oviedo, Seminole	2,134
Wesley Chapel, Pasco	2,134
Wellington, Palm Beach	2,119
Crestview, Okaloosa	2,104
Land O Lakes, Pasco	2,095
Hallandale, Broward	2,053
Palm Harbor, Pinellas	2,022
Okeechobee, Okeechobee	2,008
Altamonte Springs, Seminole	2,001
Lake Worth Beach, Palm Beach	1,985
Haines City, Polk	1,977
Sebring, Highlands	1,870
Key West, Monroe	1,867
Venice, Sarasota	1,857
Ocoee, Orange	1,834
Bonita Springs, Lee	1,829
Brooksville, Hernando	1,804
Middleburg, Clay	1,783
Punta Gorda, Charlotte	1,776
North Port, Sarasota	1,771
North Lauderdale, Broward	1,767
Leesburg, Lake	1,757
Lutz, Hillsborough	1,739
Valrico, Hillsborough	1,722
Seminole, Pinellas	1,691
North Miami, Dade	1,682
Quincy, Gadsden	1,644
Pembroke Pines, Broward	1,617
Ruskin, Hillsborough	1,615
Port Orange, Volusia	1,599
Pinellas Park, Pinellas	1,571
Perry, Taylor	1,537
Ormond Beach, Volusia	1,497
Longwood, Seminole	1,490



# COVID-19: characteristics of 963,751 Florida resident cases

Data through Nov 26, 2020 verified as of Nov 27, 2020 at 09:25 AM

Data in this report are provisional and subject to change.

The table below includes the cities and counties of residence for cases in Florida residents based on the patient's ZIP Code.

Note that city is not always received as part of the initial notification and may be missing while the case is being investigated.

City and county	Cases
Oakland Park, Broward	1,489
Jacksonville Beach, Duval	1,482
Windermere, Orange	1,456
Crawfordville, Wakulla	1,441
Zephyrhills, Pasco	1,423
Cocoa, Brevard	1,408
Marianna, Jackson	1,401
Royal Palm Beach, Palm Beach	1,392
Casselberry, Seminole	1,390
Crossings, Dade	1,384
Bartow, Polk	1,379
Clewiston, Hendry	1,371
Green Cove Springs, Clay	1,361
Coconut Grove, Dade	1,355
Saint Johns, St. Johns	1,343
Dade City, Pasco	1,333
Niceville, Okaloosa	1,311
Mayo, Lafayette	1,308
Carol City, Dade	1,289
Palatka, Putnam	1,285
Defuniak Springs, Walton	1,272
Kissimmee, Polk	1,271
Missing, Dade	1,269
Cantonment, Escambia	1,254
Gulf Breeze, Santa Rosa	1,246
Navarre, Santa Rosa	1,227
Hudson, Pasco	1,223
Lake Mary, Seminole	1,222
Inverness, Citrus	1,210
Chipley, Washington	1,208
Wimauma, Hillsborough	1,202
Auburndale, Polk	1,174
North Fort Myers, Lee	1,172
Belle Glade, Palm Beach	1,163
Lynn Haven, Bay	1,163
Panama City Beach, Bay	1,162
Port Richey, Pasco	1,132
Lake Wales, Polk	1,122
Titusville, Brevard	1,114
Ponte Vedra Beach, St. Johns	1,108
Fernandina Beach, Nassau	1,104
Starke, Bradford	1,104
Biscayne Park, Dade	1,102
The Villages, Sumter	1,101
Santa Rosa Beach, Walton	1,063
Merritt Island, Brevard	1,063
Tarpon Springs, Pinellas	1,057
Aventura, Dade	1,047
Labelle, Hendry	1,030
Wauchula, Hardee	1,022
Indiantown, Martin	1,019
New Smyrna Beach, Volusia	1,016
Fleming Island, Clay	1,015
Avon Park, Highlands	1,010
Winter Springs, Seminole	1,004
Loxahatchee, Palm Beach	1,002
Destin, Okaloosa	990
Sarasota, Manatee	965
Century, Escambia	954

# COVID-19: characteristics of 963,751 Florida resident cases

Data through Nov 26, 2020 verified as of Nov 27, 2020 at 09:25 AM

Data in this report are provisional and subject to change.

The table below includes the cities and counties of residence for cases in Florida residents based on the patient's ZIP Code.

Note that city is not always received as part of the initial notification and may be missing while the case is being investigated.

City and county	Cases
Cooper City, Broward	952
Graceville, Jackson	944
Dunedin, Pinellas	936
Tavares, Lake	930
Estero, Lee	920
Mulberry, Polk	907
Seffner, Hillsborough	906
Key Biscayne, Dade	902
Lake Butler, Union	894
El Portal, Dade	888
Rockledge, Brevard	888
Palm City, Martin	885
Eustis, Lake	884
Florida City, Dade	883
Madison, Madison	879
Everglades National Park, Dade	878
Riviera Beach, Palm Beach	875
Parkland, Broward	875
Parrish, Manatee	864
Holiday, Pasco	859
Bonifay, Holmes	857
Maccleddy, Baker	856
Maitland, Orange	844
Mount Dora, Lake	817
Orange City, Volusia	799
Odessa, Hillsborough	775
Sanderson, Baker	762
Crystal River, Citrus	759
Dover, Hillsborough	741
Lake Placid, Highlands	738
Dania, Broward	727
Groveland, Lake	721
Olympia Heights, Dade	716
Coleman, Sumter	716
Uleta, Dade	707
Monticello, Jefferson	698
Lithia, Hillsborough	685
Gibson, Hillsborough	684
Coral, Dade	679
Jasper, Hamilton	674
Atlantic Beach, Duval	653
Yulee, Nassau	648
Hobe Sound, Martin	644
Lantana, Palm Beach	637
Homosassa, Citrus	636
Moore Haven, Glades	625
Ponte Vedra, St. Johns	621
Palm Springs, Palm Beach	613
Sebastian, Indian River	608
Oldsmar, Pinellas	607
Havana, Gadsden	604
Pace, Santa Rosa	599
Wewahatchka, Gulf	597
Pinecrest, Dade	594
Alachua, Alachua	583
Blountstown, Calhoun	577
Summerfield, Marion	572
Chattahoochee, Gadsden	571
Cross City, Dixie	571

# COVID-19: characteristics of 963,751 Florida resident cases

Data through Nov 26, 2020 verified as of Nov 27, 2020 at 09:25 AM

Data in this report are provisional and subject to change.

The table below includes the cities and counties of residence for cases in Florida residents based on the patient's ZIP Code.

Note that city is not always received as part of the initial notification and may be missing while the case is being investigated.

City and county	Cases
Debary, Volusia	570
North Palm Beach, Palm Beach	564
South Bay, Palm Beach	555
Frostproof, Polk	548
Sun City Center, Hillsborough	547
South Miami, Dade	543
Fisher Island, Dade	540
Callahan, Nassau	539
Pahokee, Palm Beach	533
Lecanto, Citrus	532
Wildwood, Sumter	527
Newberry, Alachua	521
Apollo Beach, Hillsborough	520
Edgewater, Volusia	519
Trenton, Gilchrist	516
Dunnellon, Marion	506
Fellsmere, Indian River	504
Bellevue, Marion	496
Ellenton, Manatee	495
Bristol, Liberty	492
Jensen Beach, Martin	489
Lady Lake, Lake	483
Williston, Levy	483
Crescent City, Putnam	476
Safety Harbor, Pinellas	471
Lauderdale Lakes, Broward	470
Bowling Green, Hardee	469
Lauderhill, Broward	468
Polk City, Polk	462
Wilton Manors, Broward	458
Satellite Beach, Brevard	452
Beverly Hills, Citrus	450
Carrabelle, Franklin	440
Freeport, Walton	438
Port Saint Joe, Gulf	436
Hilliard, Nassau	433
Bushnell, Sumter	430
Key Largo, Monroe	421
Palmetto Bay, Dade	421
Sweetwater, Dade	419
Fort Meade, Polk	418
Mary Esther, Okaloosa	414
Nokomis, Sarasota	410
Keystone Heights, Clay	405
Marco Island, Collier	393
Shalimar, Okaloosa	392
Dunnellon, Citrus	389
Hernando, Citrus	377
Chiefland, Levy	373
Florida State University, Leon	373
Glen Saint Mary, Baker	372
Centerville, Leon	360
Sneads, Jackson	357
Old Town, Dixie	356
Englewood, Charlotte	339
Southwest Ranches, Broward	338
Cocoa Beach, Brevard	337
Indialantic, Brevard	337
Lake Alfred, Polk	323

# COVID-19: characteristics of 963,751 Florida resident cases

Data through Nov 26, 2020 verified as of Nov 27, 2020 at 09:25 AM

Data in this report are provisional and subject to change.

The table below includes the cities and counties of residence for cases in Florida residents based on the patient's ZIP Code.

Note that city is not always received as part of the initial notification and may be missing while the case is being investigated.

City and county	Cases
Jacksonville, St. Johns	314
Miramar Beach, Walton	312
Bronson, Levy	311
Marathon, Monroe	307
Neptune Beach, Duval	306
Spring Hill, Pasco	305
Thonotosassa, Hillsborough	304
Raiford, Union	304
Belle Isle, Orange	303
Cottondale, Jackson	289
Englewood, Sarasota	289
Sorrento, Lake	283
Malone, Jackson	282
High Springs, Alachua	279
Lehigh, Lee	274
Minneola, Lake	273
Fort White, Columbia	267
West Melbourne, Brevard	263
Clearwater Beach, Pinellas	262
Oakland, Orange	262
Medley, Dade	258
Mascotte, Lake	256
Palm Beach, Palm Beach	245
Midway, Gadsden	244
Fort Myers Beach, Lee	243
Fruitland Park, Lake	242
Trinity, Pasco	241
Myakka City, Manatee	234
Bunnell, Flagler	234
Zolfo Springs, Hardee	234
Gulfport, Pinellas	231
Pierson, Volusia	229
Baker, Okaloosa	228
Umatilla, Lake	227
Citra, Marion	225
Haverhill, Palm Beach	225
South Daytona, Volusia	220
Silver Springs, Marion	218
Bell, Gilchrist	216
Tavernier, Monroe	211
Rotunda West, Charlotte	211
Apalachicola, Franklin	207
Weeki Wachee, Hernando	207
De Leon Springs, Volusia	206
Hawthorne, Alachua	206
Lake Park, Palm Beach	204
Interlachen, Putnam	201
Molino, Escambia	197
Flagler Beach, Flagler	196
Bay Harbor Islands, Dade	194
Holly Hill, Volusia	189
Jay, Santa Rosa	189
Youngstown, Bay	189
Cape Canaveral, Brevard	189
Greenville, Madison	187
Lawtey, Bradford	187
Altha, Calhoun	185
Jennings, Hamilton	183
Tequesta, Palm Beach	178

# COVID-19: characteristics of 963,751 Florida resident cases

Data through Nov 26, 2020 verified as of Nov 27, 2020 at 09:25 AM

Data in this report are provisional and subject to change.

The table below includes the cities and counties of residence for cases in Florida residents based on the patient's ZIP Code.

Note that city is not always received as part of the initial notification and may be missing while the case is being investigated.

City and county	Cases
Osprey, Sarasota	177
Edgewood, Orange	176
Ocklawaha, Marion	176
Melbourne Beach, Brevard	176
Oxford, Sumter	175
Mims, Brevard	175
Grand Ridge, Jackson	174
Archer, Alachua	172
Alva, Lee	167
Ave Maria, Collier	165
Branford, Suwannee	163
Indian Harbour Beach, Brevard	162
Eastpoint, Franklin	160
East Palatka, Putnam	160
Greenwood, Jackson	160
Celebration, Osceola	155
Montverde, Lake	155
Kenneth City, Pinellas	154
Dundee, Polk	153
Vernon, Washington	151
Floral City, Citrus	150
Clair-Mel City, Hillsborough	145
Gretna, Gadsden	144
Hastings, St. Johns	144
Eagle Lake, Polk	141
Westville, Holmes	141
O Brien, Suwannee	139
Gotha, Orange	138
South Pasadena, Pinellas	138
Surfside, Dade	136
Webster, Sumter	136
University Of Miami, Dade	133
Melrose, Putnam	133
Satsuma, Putnam	132
Elkton, St. Johns	128
Indian Rocks Beach, Pinellas	128
Azalea Park, Orange	126
Chuluota, Seminole	126
Grand Island, Lake	124
San Antonio, Pasco	124
Hiawassee, Orange	122
Malabar, Brevard	121
Eglin Air Force Base, Okaloosa	117
Southport, Bay	117
Valparaiso, Okaloosa	117
Bal Harbour, Dade	116
Reddick, Marion	116
Lee, Madison	115
West Miami, Dade	113
White Springs, Hamilton	111
Ponce De Leon, Holmes	111
Wellborn, Suwannee	110
Inlet Beach, Walton	109
Geneva, Seminole	108
Alford, Jackson	107
Lake Panasoffkee, Sumter	106
Lakewood Ranch, Manatee	105
Matlacha, Lee	105
Laurel Hill, Okaloosa	105

# COVID-19: characteristics of 963,751 Florida resident cases

Data through Nov 26, 2020 verified as of Nov 27, 2020 at 09:25 AM

Data in this report are provisional and subject to change.

The table below includes the cities and counties of residence for cases in Florida residents based on the patient's ZIP Code.

Note that city is not always received as part of the initial notification and may be missing while the case is being investigated.

City and county	Cases
Summerland Key, Monroe	103
Bryceville, Nassau	101
Zellwood, Orange	101
Fort McCoy, Marion	100
Lockhart, Orange	99
University Of Central Florida, Orange	98
Mcdavid, Escambia	98
Sebastian, Brevard	97
South Fort Myers, Lee	97
Mcalpin, Suwannee	93
Weirsdale, Marion	92
Morriston, Levy	92
Fountain, Bay	90
Anthony, Marion	90
Pomona Park, Putnam	90
Juno Beach, Palm Beach	90
Micanopy, Alachua	87
Sanibel, Lee	87
Hosford, Liberty	87
Bay Lake, Orange	87
University Of Fl, Alachua	86
Babson Park, Polk	84
Alafaya, Orange	83
Belleair, Pinellas	83
Howey-In-The-Hills, Lake	82
Islamorada, Monroe	81
Hallandale Beach, Broward	80
Cloud Lake, Palm Beach	79
Carrollwood, Hillsborough	79
Temple Terrace, Hillsborough	79
Longboat Key, Manatee	78
Poinciana, Polk	78
Astatula, Lake	77
Greenacres, Palm Beach	76
Bokeelia, Lee	76
Center Hill, Sumter	75
Odessa, Pasco	75
Steinhatchee, Taylor	75
Holmes Beach, Manatee	73
Mangonia Park, Palm Beach	72
Lauderdale By The Sea, Broward	72
Sopchoppy, Wakulla	72
Madeira Beach, Pinellas	70
Lake Helen, Volusia	70
Caryville, Washington	70
Kindred, Osceola	70
F M, Lee	70
Fern Park, Seminole	69
Eatonville, Orange	69
Avon Park, Polk	69
Viera, Brevard	67
Atlantis, Palm Beach	66
Sumterville, Sumter	66
Holt, Okaloosa	66
Seville, Volusia	65
Oak Hill, Volusia	65
Big Pine Key, Monroe	63
Citrus Springs, Citrus	62
Bonita Beach, Lee	62

# COVID-19: characteristics of 963,751 Florida resident cases

Data through Nov 26, 2020 verified as of Nov 27, 2020 at 09:25 AM

Data in this report are provisional and subject to change.

The table below includes the cities and counties of residence for cases in Florida residents based on the patient's ZIP Code.

Note that city is not always received as part of the initial notification and may be missing while the case is being investigated.

City and county	Cases
Air Mail Facility, Dade	61
Osteen, Volusia	61
Grant-Valkaria, Brevard	61
Palma Ceia, Hillsborough	61
Stock Island, Monroe	61
The Villages, Lake	60
Clarksville, Calhoun	60
Winter Park, Seminole	59
Hypoluxo, Palm Beach	59
University Of South Florida, Hillsborough	58
Lake Hamilton, Polk	58
University Of Central Fl, Orange	58
The Villages, Marion	58
Dinsmore, Duval	57
Panacea, Wakulla	56
Lady Lake, Sumter	54
Waldo, Alachua	54
Cutler Bay, Dade	54
San Mateo, Putnam	53
Missing, Brevard	52
Ochopee, Collier	52
Buena Ventura Lakes, Osceola	52
Astor, Lake	51
Barefoot Bay, Brevard	51
Lutz, Pasco	50
Missing, Santa Rosa	49
Inglis, Levy	49
Placida, Charlotte	48
Greensboro, Gadsden	48
Christmas, Orange	48
Brooker, Bradford	48
Canal Point, Palm Beach	48
Missing, Lee	47
Hollister, Putnam	47
Saint James City, Lee	46
Altoona, Lake	45
Belleair Beach, Pinellas	45
Golden Beach, Dade	45
Welaka, Putnam	45
Lamont, Jefferson	45
Princeton, Dade	44
Paisley, Lake	43
Crystal Beach, Pinellas	43
Florida Gulf Coast Univ, Lee	42
Ponce Inlet, Volusia	41
Bradenton Beach, Manatee	41
Bascom, Jackson	40
Callaway, Bay	39
Lighthouse Point, Broward	39
Pinetta, Madison	39
Hampton, Bradford	39
Patrick Air Force Base, Brevard	38
Sunny Isles Beach, Dade	38
Campbellton, Jackson	37
Palm Beach Shores, Palm Beach	37
Manalapan, Palm Beach	37
Sewalls Point, Martin	37
Kendall, Dade	36
Felda, Hendry	36

# COVID-19: characteristics of 963,751 Florida resident cases

Data through Nov 26, 2020 verified as of Nov 27, 2020 at 09:25 AM

Data in this report are provisional and subject to change.

The table below includes the cities and counties of residence for cases in Florida residents based on the patient's ZIP Code.

Note that city is not always received as part of the initial notification and may be missing while the case is being investigated.

City and county	Cases
Baldwin, Duval	36
Ocean Ridge, Palm Beach	36
Yalaha, Lake	36
University Of Tampa, Hillsborough	35
Destin, Walton	34
Lorida, Highlands	33
Harmony, Osceola	33
Cinco Bayou, Okaloosa	33
Flemington, Marion	33
Hurlburt Field, Okaloosa	32
Village Of Wellington, Palm Beach	32
Cedar Key, Levy	31
Fort Denaud, Hendry	31
Florahome, Putnam	31
Tierra Verde, Pinellas	31
Ebro, Washington	30
Missing, Marion	30
Missing, Pasco	29
Saint Leo, Pasco	29
Fruit Cove, St. Johns	29
Singer Island, Palm Beach	29
Saint Pete Beach, Pinellas	29
Boca Grande, Lee	29
North Redington Beach, Pinellas	28
Highland Beach, Palm Beach	28
Naranja, Dade	28
Enterprise, Volusia	26
Bellview, Escambia	26
Anna Maria, Manatee	26
Florida State, Leon	26
Jupiter, Martin	25
North Venice, Sarasota	25
Terra Ceia, Manatee	25
Univ Of FI Student Dorms, Alachua	25
West Park, Broward	25
Lake Suzy, Desoto	24
Georgetown, Putnam	24
Missing, Duval	24
Kathleen, Polk	24
South Miami Heights, Dade	24
Miami Springs, Dade	23
Waverly, Polk	23
Salt Springs, Marion	23
Barry University, Dade	22
South Palm Beach, Palm Beach	22
Florida Dept Of Corrections, Union	22
Labelle, Glades	22
Tyndall Air Force Base, Bay	22
Intercession City, Osceola	22
Kinard, Calhoun	21
Bay Pines, Pinellas	21
Reunion, Osceola	21
Eaton Park, Polk	21
Kenansville, Osceola	21
Dania Beach, Broward	21
Ona, Hardee	21
Gulf Breeze, Escambia	20
Lulu, Columbia	20
Nocatee, Desoto	20



# COVID-19: characteristics of 963,751 Florida resident cases

Data through Nov 26, 2020 verified as of Nov 27, 2020 at 09:25 AM

Data in this report are provisional and subject to change.

The table below includes the cities and counties of residence for cases in Florida residents based on the patient's ZIP Code.

Note that city is not always received as part of the initial notification and may be missing while the case is being investigated.

City and county	Cases
Tioga, Alachua	20
Fort Lauderdale, Dade	20
Pensacola Beach, Santa Rosa	20
Hialeah Gardens, Dade	20
North Bay Village, Dade	20
Miami, Unknown	20
Palm Shores, Brevard	20
Florida A And M University, Leon	20
Tangerine, Orange	20
Missing, Collier	19
Okahumpka, Lake	19
Tice, Lee	19
Santa Fe, Alachua	19
Treasure Island, Pinellas	19
Walnut Hill, Escambia	18
Stetson University, Volusia	18
Babcock Ranch, Lee	18
Miami Shores, Dade	18
Penney Farms, Clay	18
Ponte Vedra, Duval	18
Missing, Volusia	18
Bagdad, Santa Rosa	17
Sydney, Hillsborough	17
Balm, Hillsborough	17
Highland City, Polk	17
Heathrow, Seminole	17
Pasadena, Pinellas	17
Sun City, Hillsborough	16
Goulds, Dade	16
Miromar Lakes, Lee	16
Lacoochee, Pasco	16
Aloma, Orange	16
Micco, Brevard	16
Missing, Palm Beach	16
La Crosse, Alachua	16
Florida International Univ, Dade	16
West Panama City Beach, Bay	16
Cudjoe Key, Monroe	15
Missing, Hillsborough	15
Palmdale, Glades	14
Paxton, Walton	14
Mexico Beach, Bay	14
Missing, Broward	14
Homosassa Springs, Citrus	14
Key Colony Beach, Monroe	14
Indian Lake Estates, Polk	14
Rocky Point, Hillsborough	14
Perdido Key, Escambia	14
Northdale, Hillsborough	14
Goodland, Collier	13
Village Of Palmetto Bay, Dade	13
New Smyrna, Volusia	13
Orange Lake, Marion	13
Bayonet Point, Pasco	13
Hawthorne, Putnam	13
Horseshoe Beach, Dixie	13
Bonifay, Washington	13
Yankeetown, Levy	13
Champions Gate, Polk	12

# COVID-19: characteristics of 963,751 Florida resident cases

Data through Nov 26, 2020 verified as of Nov 27, 2020 at 09:25 AM

Data in this report are provisional and subject to change.

The table below includes the cities and counties of residence for cases in Florida residents based on the patient's ZIP Code.

Note that city is not always received as part of the initial notification and may be missing while the case is being investigated.

City and county	Cases
Wewahitchka, Calhoun	12
Hallandale Beach, Broward	12
Candler, Marion	12
Bradley, Polk	12
Saint Marks, Wakulla	12
Dowling Park, Suwannee	12
Venus, Highlands	12
Mount Dora, Orange	11
Missing, Manatee	11
Miami, Broward	11
Branford, Lafayette	11
Cortez, Manatee	11
Apopka, Seminole	11
Little Torch Key, Monroe	11
Siesta Key, Sarasota	11
Town N Country, Hillsborough	11
Homeland, Polk	11
Maitland, Seminole	11
Plymouth, Orange	11
Unknown, Dade	11
Green Acres, Palm Beach	10
Lake City, Suwannee	10
Missing, St. Lucie	10
Sparr, Marion	10
Jacksonville, Unknown	10
Hollywood, Dade	10
White Springs, Columbia	10
Hernando Beach, Hernando	10
Eloise, Polk	10
Passport, Unknown	10
Gulf Stream, Palm Beach	9
Mcintosh, Marion	9
Lamont, Madison	9
Poinciana, Osceola	9
Rosemary Beach, Walton	9
Saint Johns, Duval	9
Wabasso, Indian River	9
Earleton, Alachua	9
Gonzalez, Escambia	9
Steinhatchee, Dixie	9
Pembroke Park, Broward	9
Ridge Manor, Pasco	9
Long Key, Monroe	9
Bonita Springs, Collier	9
Bostwick, Putnam	9
Palma Sola, Manatee	9
Loughman, Polk	9
Long Boat Key, Manatee	9
Murdock, Charlotte	8
Saint George Island, Franklin	8
Caryville, Holmes	8
Wausau, Washington	8
Bayshore Gardens, Manatee	8
Cottondale, Washington	8
Duette, Manatee	8
Missing, St. Johns	8
Trenton, Levy	8
University Park, Manatee	8
Laud-By-The-Sea, Broward	8

# COVID-19: characteristics of 963,751 Florida resident cases

Data through Nov 26, 2020 verified as of Nov 27, 2020 at 09:25 AM

Data in this report are provisional and subject to change.

The table below includes the cities and counties of residence for cases in Florida residents based on the patient's ZIP Code.

Note that city is not always received as part of the initial notification and may be missing while the case is being investigated.

City and county	Cases
Jensen Beach, St. Lucie	8
Parker, Bay	8
Graceville, Holmes	8
Kissimmee, Orange	8
Mango, Hillsborough	8
Buckingham, Lee	8
Tallevast, Manatee	8
Rubonia, Manatee	8
Missing, Orange	8
Laurel Hill, Walton	8
Perrine, Dade	8
Florida International University, Dade	8
Wahneta, Polk	8
Webster, Hernando	8
Indian River Shores, Indian River	8
Graham, Bradford	8
Village Wellington, Palm Beach	8
Union Park, Orange	7
Westchase, Hillsborough	7
Evinston, Alachua	7
Greenville, Taylor	7
Nichols, Polk	7
Missing, Martin	7
Holder, Citrus	7
West Delray Beach, Palm Beach	7
Durant, Hillsborough	7
Indian Creek Village, Dade	7
Gulf Hammock, Levy	7
Florence Villa, Polk	7
Pine Hills, Orange	7
Lake Como, Putnam	7
Lowell, Marion	7
Hialeah, Unknown	7
Crystal Springs, Pasco	7
Westlake, Palm Beach	7
Fort Ogden, Desoto	7
Forest City, Orange	6
Alturas, Polk	6
Woodville, Leon	6
Lealman, Pinellas	6
Ponce De Leon, Walton	6
Trilby, Pasco	6
Lake Monroe, Seminole	6
Palm City, St. Lucie	6
Ferndale, Lake	6
Archer, Levy	6
Belleair Bluffs, Pinellas	6
Saint Lucie West, St. Lucie	6
Missing, Indian River	6
Florida State Univ Admin, Leon	6
Pine Castle, Orange	6
Orchid, Indian River	6
Missing, Sumter	6
Shady Hills, Pasco	6
Lake Butler, Bradford	6
Port Saint John, Brevard	6
Leisure City, Dade	6
Mayport Naval Station, Duval	6
Hillsboro Beach, Broward	6

# COVID-19: characteristics of 963,751 Florida resident cases

Data through Nov 26, 2020 verified as of Nov 27, 2020 at 09:25 AM

Data in this report are provisional and subject to change.

The table below includes the cities and counties of residence for cases in Florida residents based on the patient's ZIP Code.

Note that city is not always received as part of the initial notification and may be missing while the case is being investigated.

City and county	Cases
Fanning Springs, Gilchrist	5
City Of Sunrise, Broward	5
Braden River, Manatee	5
Missing, Seminole	5
Virginia Gardens, Dade	5
Suwannee, Dixie	5
Roseland, Indian River	5
Dade City, Hernando	5
Sugarloaf Key, Monroe	5
Psl, Unknown	5
Morriston, Marion	5
Lakewood Ranch, Sarasota	5
Maxville, Duval	5
Missing, Nassau	5
Nalcrest, Polk	5
Hutchinson Island, St. Lucie	5
Pine Ridge, Citrus	5
Beverly Beach, Flagler	5
Stuart, St. Lucie	5
Quail Heights, Dade	5
Ramrod Key, Monroe	5
Pass, Unknown	5
Brooksville, Pasco	5
Redington Shores, Pinellas	5
East Lake, Marion	5
Ebro, Bay	5
Fort Charlotte, Charlotte	5
Davenport, Osceola	5
Pp, Dade	5
Missing, Clay	5
Missing, Pinellas	4
Orlando, Brevard	4
Telogia, Liberty	4
Grove City, Charlotte	4
Deer Island, Lake	4
Everglades City, Collier	4
Redington Beach, Pinellas	4
Winter Garden, Lake	4
Niceville, Walton	4
Missing, Okaloosa	4
Missing, Polk	4
Loxahatchee Groves, Palm Beach	4
Live Oak, Madison	4
Valkaria, Brevard	4
Mayport, Duval	4
Shady Grove, Taylor	4
White City, Gulf	4
High Springs, Gilchrist	4
Ft Pierce, St. Lucie	4
Clarcona, Orange	4
Ozona, Pinellas	4
Pensacola, Unknown	4
Ybor City, Hillsborough	4
Lakeshore, Polk	4
Okeechobee, Osceola	4
Fort Lauderdale, Palm Beach	4
Citrus Hills, Citrus	4
Briny Breezes, Palm Beach	4
Saint Augustine, Duval	4

# COVID-19: characteristics of 963,751 Florida resident cases

Data through Nov 26, 2020 verified as of Nov 27, 2020 at 09:25 AM

Data in this report are provisional and subject to change.

The table below includes the cities and counties of residence for cases in Florida residents based on the patient's ZIP Code.

Note that city is not always received as part of the initial notification and may be missing while the case is being investigated.

City and county	Cases
Nobleton, Hernando	4
Seacrest, Walton	4
Wakulla Springs, Wakulla	4
Missing, Unknown	4
International Service Center, Dade	4
Hollywood, Unknown	3
Missing, Escambia	3
Monticello, Madison	3
Mount Plymouth, Lake	3
Mayport Naval Housing, Duval	3
Oneco, Manatee	3
Cypress Gardens, Polk	3
Fernandina Beach, Duval	3
Fernandina, Nassau	3
Elfers, Pasco	3
Fpo, Duval	3
Indian Rock Beach, Pinellas	3
Vernon, Bay	3
San Fernando, Unknown	3
Salem, Taylor	3
Pompano Beach, Palm Beach	3
Mims, Volusia	3
Missing, Alachua	3
Seacrest, Bay	3
Point Washington, Walton	3
Orange Park, Duval	3
Orlando, Osceola	3
Basinger, Okeechobee	3
Bella Collina, Lake	3
El Jobean, Charlotte	3
Vero Beach, St. Lucie	3
Williston, Marion	3
Chicago, Lee	3
Clewiston, Palm Beach	3
Branford, Gilchrist	3
Naples, Lee	3
North Fort Myers, Charlotte	3
Missing, Citrus	3
Miami Gardens, Unknown	3
Longboat Key, Sarasota	3
Jacksonville Naval Air Station, Duval	3
San Carlos Park, Lee	3
Sorrento, Orange	3
Sugarloaf, Monroe	3
Miccosukee, Leon	3
Lamont, Taylor	3
Cypress, Jackson	3
Bonaventure, Broward	3
Tampa, Pinellas	3
Sunny Hills, Washington	3
Watersound, Walton	3
Jacksonville, Clay	3
Missing, Hernando	3
Clermont, Orange	3
West Bradenton, Manatee	3
Putnam Hall, Putnam	3
Saint Augustine Beach, St. Johns	3
Indian Shores, Pinellas	3
Lynbrook, Broward	3

# COVID-19: characteristics of 963,751 Florida resident cases

Data through Nov 26, 2020 verified as of Nov 27, 2020 at 09:25 AM

Data in this report are provisional and subject to change.

The table below includes the cities and counties of residence for cases in Florida residents based on the patient's ZIP Code.

Note that city is not always received as part of the initial notification and may be missing while the case is being investigated.

City and county	Cases
Captiva, Lee	3
Choctaw Beach, Okaloosa	3
Blountstown, Liberty	3
Deerfield Beach, Palm Beach	3
Hallandale Beach, Unknown	3
Port Salerno, Martin	3
Eglin, Okaloosa	3
Daytona Beach Shores, Volusia	3
Margate, Unknown	3
Melrose, Bradford	3
Wildlight, Nassau	3
Missing, Columbia	3
Chokoloskee, Collier	3
Brewton, Escambia	3
Labelle, Lee	3
Lake Harbor, Palm Beach	2
Lanark Village, Franklin	2
Fort Walton Beach, Walton	2
Glen Ridge, Palm Beach	2
Goldenrod, Seminole	2
City Of Westlake, Palm Beach	2
Cassadaga, Volusia	2
Dunnellon, Levy	2
Melbourne, Orange	2
Moore Haven, Hendry	2
Pp, Unknown	2
Woodside, Broward	2
Scottsmoor, Brevard	2
Sea Ranch Lakes, Broward	2
Portland, Unknown	2
Innovation, Pasco	2
Jacksonville, Dade	2
Pass, Dade	2
Madison, Unknown	2
Gibsonia, Polk	2
Florida Power & Light Co, Dade	2
Citrus Ridge, Indian River	2
Barberville, Volusia	2
Alligator Point, Wakulla	2
Immokalee, Lee	2
Fort Lauderdale, Unknown	2
Alligator Point, Franklin	2
Crawfordville, Leon	2
Cross Creek, Alachua	2
Lutz, Pinellas	2
Lakeland, Hillsborough	2
Lawtey, Union	2
Miami, Palm Beach	2
None, Dade	2
Saint Augusaintine Beach, St. Johns	2
Seven Springs, Pasco	2
Orlando, Unknown	2
River Ranch, Polk	2
Port Saint Lucie, Martin	2
Port Charlotte, Unknown	2
Village Of Golf, Palm Beach	2
Upper Key Largo, Monroe	2
Clermont, Polk	2
Fort Pierce, Martin	2

# COVID-19: characteristics of 963,751 Florida resident cases

Data through Nov 26, 2020 verified as of Nov 27, 2020 at 09:25 AM

Data in this report are provisional and subject to change.

The table below includes the cities and counties of residence for cases in Florida residents based on the patient's ZIP Code.

Note that city is not always received as part of the initial notification and may be missing while the case is being investigated.

City and county	Cases
Aripeka, Pasco	2
Bonifay, Jackson	2
Oklawaha, Marion	2
Olustee, Baker	2
Johns Pass Village, Pinellas	2
Grandin, Putnam	2
Inlet Beach, Bay	2
Laurel, Sarasota	2
Lecanto, Marion	2
Ludlam, Dade	2
Magnolia Square, Osceola	2
Tarpon Springs, Pasco	2
Winter Garden, Seminole	2
Worthington Springs, Union	2
West Palm Beach, Dade	2
Switzerland, St. Johns	2
Saint Johns, Orange	2
Carl Fisher, Dade	2
Cross City, Taylor	2
Forest City, Seminole	2
Fort Lauderdale, Alachua	2
Glenwood, Volusia	2
Land O Lakes, Hillsborough	2
Keystone Heights, Bradford	2
Pensacola Beach, Escambia	2
Milligan, Okaloosa	2
Saint Marys, Nassau	2
Westville, Walton	2
Tampa, Hernando	2
Sebring, Desoto	2
Vero Beach, Unknown	2
Yeehaw, Okeechobee	2
Wauchula, Desoto	2
Jacksonville Naval Hospital, Duval	2
Kingsley Lake, Bradford	2
Longview, Dade	2
Jacksonville, Nassau	2
Mesa, Unknown	2
Missing, Lake	2
Newberry, Gilchrist	2
Okeechobee, Lake	2
Ormond Beach, Flagler	2
Miramar, Dade	2
Pompano Beach, Unknown	2
Boynton Beach, Broward	2
Cape Haze, Charlotte	2
Bristol, Calhoun	2
Bayou George, Bay	2
000000, Unknown	2
Babcock Ranch, Charlotte	2
Conch Key, Monroe	2
Duck Key, Monroe	2
Venice, Dade	2
Labelle, Collier	2
Jonesville, Alachua	2
Julington Creek, St. Johns	2
Jupiter Island, Martin	2
Sand Lake, Orange	2
Miramar, Unknown	2

# COVID-19: characteristics of 963,751 Florida resident cases

Data through Nov 26, 2020 verified as of Nov 27, 2020 at 09:25 AM

Data in this report are provisional and subject to change.

The table below includes the cities and counties of residence for cases in Florida residents based on the patient's ZIP Code.

Note that city is not always received as part of the initial notification and may be missing while the case is being investigated.

City and county	Cases
Miami, Martin	2
New Port Richey, Hillsborough	2
Lauderhill, Unknown	2
Samoset, Manatee	2
Seguin, Unknown	2
Sunrise, Unknown	2
Tampa, Broward	2
Green Cove Springs, Duval	2
Orange Springs, Marion	2
Oakland Park, Unknown	2
N/A, Unknown	2
Mexico Beach, Gulf	2
Marysville, Dade	2
Jacksonville, Lee	2
Irmo, Unknown	1
Island Grove, Alachua	1
Jacksonville, Baker	1
Key West, Palm Beach	1
Kilgore, Dade	1
Jupiter Inlet, Palm Beach	1
Lima, Volusia	1
Macclenny, Dixie	1
Madison, Jefferson	1
Metter, Manatee	1
Miami Dade, Unknown	1
Miamksaohes, Dade	1
Mokena, Lee	1
Missing, Putnam	1
Mount Vernon, Volusia	1
Mulberry, Hillsborough	1
Monument, Broward	1
Morrisville, Palm Beach	1
North Brunswick, St. Lucie	1
North Lauderdale, Unknown	1
North Porte, Unknown	1
Notrealville, Polk	1
Okeechobi, Unknown	1
Orem, Dade	1
Orlando, Polk	1
Oviedo, Lake	1
Panomo City, Bay	1
Pensacola, Dade	1
Plantation Key, Monroe	1
Plantation, Leon	1
Greensboro, Leon	1
Inglis, Citrus	1
Gainesville, Levy	1
Glen Cove, Unknown	1
Glen Saint Mary, Duval	1
Fort Lauderdale, Orange	1
Fleming Island, Duval	1
Dade City, Unknown	1
Deerfield Beach, Polk	1
Defuniak Springs, Okaloosa	1
Clearwater, Leon	1
Crescent Beach, Sarasota	1
Crestview, Broward	1
Crestview, Walton	1
Cross Key, Monroe	1



# COVID-19: characteristics of 963,751 Florida resident cases

Data through Nov 26, 2020 verified as of Nov 27, 2020 at 09:25 AM

Data in this report are provisional and subject to change.

The table below includes the cities and counties of residence for cases in Florida residents based on the patient's ZIP Code.

Note that city is not always received as part of the initial notification and may be missing while the case is being investigated.

City and county	Cases
Crystal River, Marion	1
Bradenton, Lee	1
Callahan, Duval	1
Bogota, Unknown	1
Bowling Green, Polk	1
Atlanta, Walton	1
Attalla, Broward	1
Twentynine Palms, Broward	1
Surprise, Unknown	1
Syracuse, Unknown	1
St Cloud, Orange	1
St Petersburg., Pinellas	1
Saint Petersburg, Bay	1
San Marcos, Unknown	1
Sarasota, Unknown	1
Pooler, Broward	1
Port Canaveral, Brevard	1
Ridgewood, Lee	1
Vernon, Walton	1
Unknown, Manatee	1
Xifamk, Dade	1
Winfield, Hillsborough	1
Winter Garden, Unknown	1
Littleton, St. Johns	1
Los Angeles, Orange	1
Mattoon, Lee	1
Marianna, Washington	1
Mary Esther, Hillsborough	1
Newaygo, Charlotte	1
Na, Dade	1
North Port, Charlotte	1
Okeechobee, Highlands	1
Milford, Bay	1
Missing, Bay	1
Missing, Flagler	1
Saint Petersburg, Duval	1
Stiamk, Dade	1
Sun City Center, Lee	1
Roswell, Bay	1
Ruskin, Manatee	1
Port Charlotte, Lee	1
Painted Post, Pasco	1
Palatka, Marion	1
Pensacola Naval Hospital, Escambia	1
Pompano Beach, Dade	1
Pompano Beach, Osceola	1
Port Saint Lucie, Marion	1
Port St Luice, Unknown	1
Port St. Lucie, St. Lucie	1
Rivera Beach, Unknown	1
Jupiter, Pinellas	1
Kansas City, Palm Beach	1
Indianapolis, Lee	1
Jena, Taylor	1
Lake In The Hills, Broward	1
Lake Worth, Unknown	1
Land, Unknown	1
Fort Lauderdale, Lee	1
Fort Pierce, Brevard	1

# COVID-19: characteristics of 963,751 Florida resident cases

Data through Nov 26, 2020 verified as of Nov 27, 2020 at 09:25 AM

Data in this report are provisional and subject to change.

The table below includes the cities and counties of residence for cases in Florida residents based on the patient's ZIP Code.

Note that city is not always received as part of the initial notification and may be missing while the case is being investigated.

City and county	Cases
Fort Worth, Broward	1
Franklin, Orange	1
Gainesville, Santa Rosa	1
High Springs, Columbia	1
Holbrook, St. Lucie	1
Gwynn Oak, Polk	1
East Rockland Key, Monroe	1
Crescent City, Marion	1
Crestview, Unknown	1
Coal City, Pasco	1
Celebration, Orange	1
Delray Beach, Broward	1
Boys Ranch, Suwannee	1
Big Torch Key, Monroe	1
Boca Raton, Lee	1
Bonifay, Unknown	1
Arabi, Orange	1
Austin, Dade	1
Addison, Pasco	1
Alford, Washington	1
Apo, Collier	1
Unknown, Duval	1
Surfside Beach, Orange	1
Tavares, Unknown	1
Temple, Palm Beach	1
Weston, Unknown	1
Wildwood, Lee	1
West Hollywood, Broward	1
West Palm Beach, Unknown	1
Winnetka, Dade	1
Winter Springs, Orange	1
Youngstown, Washington	1
Floral, Okaloosa	1
Gibsonton, Unknown	1
Gurabo, Orange	1
Columbia, Volusia	1
Cincinnati, Dade	1
Champions Gate, Osceola	1
Dracut, Orange	1
Davie, Unknown	1
Dayton, Orange	1
Baker, Santa Rosa	1
1, Charlotte	1
Alva, Escambia	1
Arcadia, Highlands	1
Belmont, Santa Rosa	1
Blountstown, Broward	1
Bronson, Alachua	1
Brooker, Alachua	1
Bonita, Lee	1
Brandon, Pinellas	1
Powell, Lee	1
Panama City, Unknown	1
Pensacola, Sumter	1
Perth Amboy, Hillsborough	1
Paducah, Manatee	1
Orlando, Broward	1
Orlando, Lee	1
Oldsray, Manatee	1

# COVID-19: characteristics of 963,751 Florida resident cases

Data through Nov 26, 2020 verified as of Nov 27, 2020 at 09:25 AM

Data in this report are provisional and subject to change.

The table below includes the cities and counties of residence for cases in Florida residents based on the patient's ZIP Code.

Note that city is not always received as part of the initial notification and may be missing while the case is being investigated.

City and county	Cases
North Laud, Unknown	1
Monroe, Hillsborough	1
Middletown, Osceola	1
Longwood, Broward	1
Lucedale, St. Lucie	1
Maccleenny, Duval	1
Melrose, Clay	1
Mayaguez, Dade	1
Kissimmee, Unknown	1
Interlachen, Duval	1
Hialeahgardens, Dade	1
Hosford, Calhoun	1
Westlake Village, Unknown	1
Wtixrat, Dade	1
Watersound, Bay	1
Unk, Duval	1
Ventura, Orange	1
Sharpes, Brevard	1
Sanford, Orange	1
Saint Petersburg, Charlotte	1
Puerto Rico, Unknown	1
Randolph, Orange	1
Saint Lucie Village, St. Lucie	1
Sunrtise, Dade	1
Trenton, Dixie	1
Unknown, Unknown	1
Umatilla, Marion	1
Toms River, Lee	1
Tourist, Dade	1
Woodbine, Nassau	1
Suitland, Volusia	1
Shirley, Flagler	1
Saint Joseph, Volusia	1
Russellville, Bay	1
San Antonio, Orange	1
Seminole, Leon	1
Wacissa, Jefferson	1
Waipahu, Santa Rosa	1
Ward, Polk	1
West Yarmouth, St. Lucie	1
Venetian Islands, Dade	1
Venice, Manatee	1
Syracuse, Polk	1
Tallahassee, Dade	1
Tamarac, Dade	1
Tavares, Orange	1
Town Of Nocatee, St. Johns	1
Unkn, Duval	1
Unknown, Volusia	1
Other, Dade	1
Orlando, Dade	1
Orlando, Volusia	1
Orlo Vista, Orange	1
North Palm Beach, Orange	1
Northport, Sarasota	1
Piasa, Putnam	1
Pass-A-Grille Beach, Pinellas	1
Port Saint Lucie, Palm Beach	1
Prattville, Hillsborough	1

# COVID-19: characteristics of 963,751 Florida resident cases

Data through Nov 26, 2020 verified as of Nov 27, 2020 at 09:25 AM

Data in this report are provisional and subject to change.

The table below includes the cities and counties of residence for cases in Florida residents based on the patient's ZIP Code.

Note that city is not always received as part of the initial notification and may be missing while the case is being investigated.

City and county	Cases
Prestonsburg, Bay	1
Quincy, Jackson	1
Rapid City, Broward	1
Red Bay, Holmes	1
Key West, Duval	1
Kingsland, Nassau	1
Knoxville, Bay	1
Lake Butler, Alachua	1
Lakeland, Unknown	1
Lloyd, Jefferson	1
Los Angeles, Dade	1
Milford, Lee	1
Moore Haven, Okeechobee	1
Micanopy, Marion	1
Mckinney, Broward	1
Miamc, Dade	1
Greensburg, Palm Beach	1
Far Rockaway, Dade	1
Hernando, Marion	1
Hialeah, Collier	1
Fort Lauderdale, Leon	1
Fort White, Clay	1
Garden City, Alachua	1
Gaylord, Orange	1
Hoclywsod, Dade	1
Hallandale, Unknown	1
Homeless, Hillsborough	1
Homeless, Monroe	1
Homeless, Pinellas	1
Indian Rocks Beach, Duval	1
Jefferson, Dade	1
Jonesboro, Leon	1
Jupiter, Dade	1
Jupiter, St. Lucie	1
Kenilworth, Leon	1
Dallas, Hernando	1
Coconut Ck, Unknown	1
Copeland, Collier	1
Downingtown, Hillsborough	1
Deer Park, Dade	1
Deerfield Beach, Unknown	1
Deland, Seminole	1
Carmel, Orange	1
Chicago, Unknown	1
Brandon, Unknown	1
Brooklyn, Lee	1
Caracas, Dade	1
Asheville, Highlands	1
Bartow, Hardee	1
Boca Raton, Broward	1
Alpharetta, Broward	1
San Antonio, Sarasota	1
San Antonio, Unknown	1
Sanford, Volusia	1
Soldotna, Broward	1
Tampa Palms, Hillsborough	1
South Burlington, Orange	1
Steinhatchee, Madison	1
Wesley Chapel, Alachua	1

# COVID-19: characteristics of 963,751 Florida resident cases

Data through Nov 26, 2020 verified as of Nov 27, 2020 at 09:25 AM

Data in this report are provisional and subject to change.

The table below includes the cities and counties of residence for cases in Florida residents based on the patient's ZIP Code.

Note that city is not always received as part of the initial notification and may be missing while the case is being investigated.

City and county	Cases
Weston, Dade	1
Wheaton, Lee	1
Tewksbury, Orange	1
Las Vegas, Orange	1
Melrose, Alachua	1
Miamf, Dade	1
Miami G, Dade	1
Miami, Collier	1
Marianna, Calhoun	1
Greenville, Jefferson	1
Lake Placid, Alachua	1
Kingsland, Duval	1
Kissimmee, Brevard	1
Opalocka, Dade	1
Okeechobee, St. Lucie	1
Missing, Leon	1
Milton, Escambia	1
Naples, Orange	1
New Richmond, Volusia	1
Pineland, Lee	1
Perry, Leon	1
Palm Coast, Duval	1
Provincetown, Collier	1
Redland, Dade	1
Carol Stream, Orange	1
Charlotte, Pasco	1
Clear Brook, Lee	1
Aollywoss, Dade	1
....., Alachua	1
99, Unknown	1
Boca Raton, Unknown	1
Blowing Rock, Polk	1
Gilmer, Dade	1
Golden Oak, Orange	1
Haverford, Hillsborough	1
Hispanic, St. Lucie	1
Fanning Springs, Levy	1
Columbus, Brevard	1
Cookeville, Seminole	1
Cumberland, Palm Beach	1
Dade City, Hillsborough	1
Estero, Collier	1
Dallas, Lee	1
Deland, Lake	1
Deland, Polk	1
Doctors Inlet, Clay	1
Tallahassee, Duval	1
Tulsa, Orange	1
Washington, Unknown	1
Wekiva Springs, Seminole	1
West Villages, Sarasota	1
Wichita, Volusia	1
Zolfo Springs, Polk	1
Winter Park, Broward	1
Port Everglades, Broward	1
Peoria, Unknown	1
Rye, Duval	1
Punta Gorda, Lee	1
Sun City Center, Hardee	1

# COVID-19: characteristics of 963,751 Florida resident cases

Data through Nov 26, 2020 verified as of Nov 27, 2020 at 09:25 AM

Data in this report are provisional and subject to change.

The table below includes the cities and counties of residence for cases in Florida residents based on the patient's ZIP Code.

Note that city is not always received as part of the initial notification and may be missing while the case is being investigated.

City and county	Cases
Spring Hill , Hernando	1
Starke, Clay	1
Stone Mountain, Palm Beach	1
Saint Petersburg, Hillsborough	1
Saint Petersburg, St. Lucie	1
Saxis, Lee	1
Sebring, Lee	1
North Pole, Seminole	1
North Port, Lee	1
Palm Coast, Polk	1
Palm Coast, Volusia	1
Parker, Dade	1
Okeechobee, Glades	1
Oooooo, Unknown	1
Orlando, Lake	1
Middlesburg, Duval	1
Mount Pleasant, Gadsden	1
Navarre, Okaloosa	1
Newark, Broward	1
Newburgh, Bay	1
Lewisburg, Pasco	1
Littleton, Dade	1
Lake Geneva, Clay	1
Lake City, Hamilton	1
La Grange, Dade	1
Los Angeles Ca, Unknown	1
Louisville, Manatee	1
Marshall, Dade	1
Miami Gardens, Broward	1
Miami, Hillsborough	1
Miami, Orange	1
Cypress, Leon	1
Clewiston, Glades	1
Coconut Creek, Unknown	1
Cartersville, Unknown	1
Bronx, Palm Beach	1
Anaheim, Unknown	1
Athens, Duval	1
Bogota, Orange	1
33018, Dade	1
Fort Myers, Unknown	1
Fort Pierce, Unknown	1
Granada Hills, Broward	1
Hailandale, Unknown	1
Deland, St. Lucie	1
Fairfield, Marion	1
Homosassa, Hernando	1
Jerusalem, St. Johns	1
Harrison, Pinellas	1
Homeless, Polk	1
Alva, Collier	1
Alys Beach, Bay	1
Amelia City, Nassau	1
Apple Creek, Citrus	1
333, Unknown	1
Chipley, Holmes	1
Chipley, Jackson	1
Chattanooga, Dade	1
Bryn Mawr, Palm Beach	1

# COVID-19: characteristics of 963,751 Florida resident cases

Data through Nov 26, 2020 verified as of Nov 27, 2020 at 09:25 AM

Data in this report are provisional and subject to change.

The table below includes the cities and counties of residence for cases in Florida residents based on the patient's ZIP Code.

Note that city is not always received as part of the initial notification and may be missing while the case is being investigated.

City and county	Cases
Camden Wyoming, Duval	1
Colorado Springs, Unknown	1
Conifer, Lee	1
Fl State Lot, Leon	1
Fort Walton Beac, Alachua	1
Fortlauderdale, Unknown	1
Ft Pierce, Unknown	1
Garland, Orange	1
Hallandate Ben, Unknown	1
Destin, Unknown	1
El Paso, Unknown	1
Everett, Dade	1
Miamii, Dade	1
Miamt, Dade	1
Mid Florida, Seminole	1
Middleburg, Duval	1
N/A, Duval	1
Naples, Alachua	1
Port Saint Lucie, Indian River	1
Pompano Beach, Alachua	1
Old Town, Gilchrist	1
Ocean Breeze, Martin	1
Palm City, Unknown	1
Oviedo, Leon	1
Jeffersonville, Broward	1
Jerome, Collier	1
Hickory, Lee	1
Hialeah, Broward	1
Homeless, Dade	1
Live Oak, Columbia	1
Lauderdale Hill, Unknown	1
Lake Worth, Broward	1
Porter Ranch, Dade	1
Raiford, Bradford	1
Riverview, Manatee	1
Russellville, Hillsborough	1
Saint Augustine, Okaloosa	1
San Diego, Unknown	1
Steinhatchee, Alachua	1
Tampa, Manatee	1
Sunrise, Dade	1
Wellington, Unknown	1
Vero Beach, Brevard	1
Village Of Palm Springs, Palm Beach	1
Webster, Pasco	1
Woodland Hills, Brevard	1
Wilbur By The Sea, Volusia	1
Willowbrook, Lee	1
Winston Salem, Unknown	1
Westchester, Dade	1
Westerville, Hillsborough	1
Sumatra, Liberty	1
South Otselic, Dade	1
Tinley Park, Lee	1
Unknown, Orange	1
Telluride, Lee	1
Wimauma, Manatee	1
Wayne, Dade	1
West Simsbury, Collier	1

# COVID-19: characteristics of 963,751 Florida resident cases

Data through Nov 26, 2020 verified as of Nov 27, 2020 at 09:25 AM

Data in this report are provisional and subject to change.

The table below includes the cities and counties of residence for cases in Florida residents based on the patient's ZIP Code.

Note that city is not always received as part of the initial notification and may be missing while the case is being investigated.

City and county	Cases
Port Charlotte Fl, Unknown	1
Ponce, Orange	1
Saint Petersburg, Dade	1
San Juan, Osceola	1
San Pedro Sula, Dade	1
Richmond Heights, Dade	1
Rochester, Lee	1
Rosemary Beach, Bay	1
Orlando, Palm Beach	1
Otter Creek, Levy	1
Opa Locka, Unknown	1
Orem, Palm Beach	1
Passport, Dade	1
Pensacola, Santa Rosa	1
Morrisville, Orange	1
New Vernon, Sarasota	1
New York, Broward	1
Missing, Sarasota	1
Myakka, Duval	1
Naples, Broward	1
Naugatuck, Lee	1
Miami Beach, Palm Beach	1
Miami Granders, Dade	1
Los Angeles, Polk	1
Miamm, Dade	1
Minneapolis, Collier	1
Fdsf, Unknown	1
Duke Field Air Force Station, Okaloosa	1
Deltona , Volusia	1
Clermont, Unknown	1
Bryn Mawr, Collier	1
Aspen, Palm Beach	1
Bartow, Unknown	1
Boca Rotan, Unknown	1
Columbia, Orange	1
Coral Springs, Unknown	1
Cornelius, Leon	1
Crestview, Dade	1
Dade City, Polk	1
Dania, Unknown	1
Darien, Pasco	1
Hilliard, Dade	1
Hollywood, Leon	1
Holt, Unknown	1
Humble, Broward	1
Fwb, Unknown	1
Gainesville, Orange	1
Gastonia, Polk	1
Lakewood, Unknown	1
Knoxville, Duval	1
Green, Clay	1
Gulf Shores, Escambia	1
<b>Total</b>	<b>963,751</b>

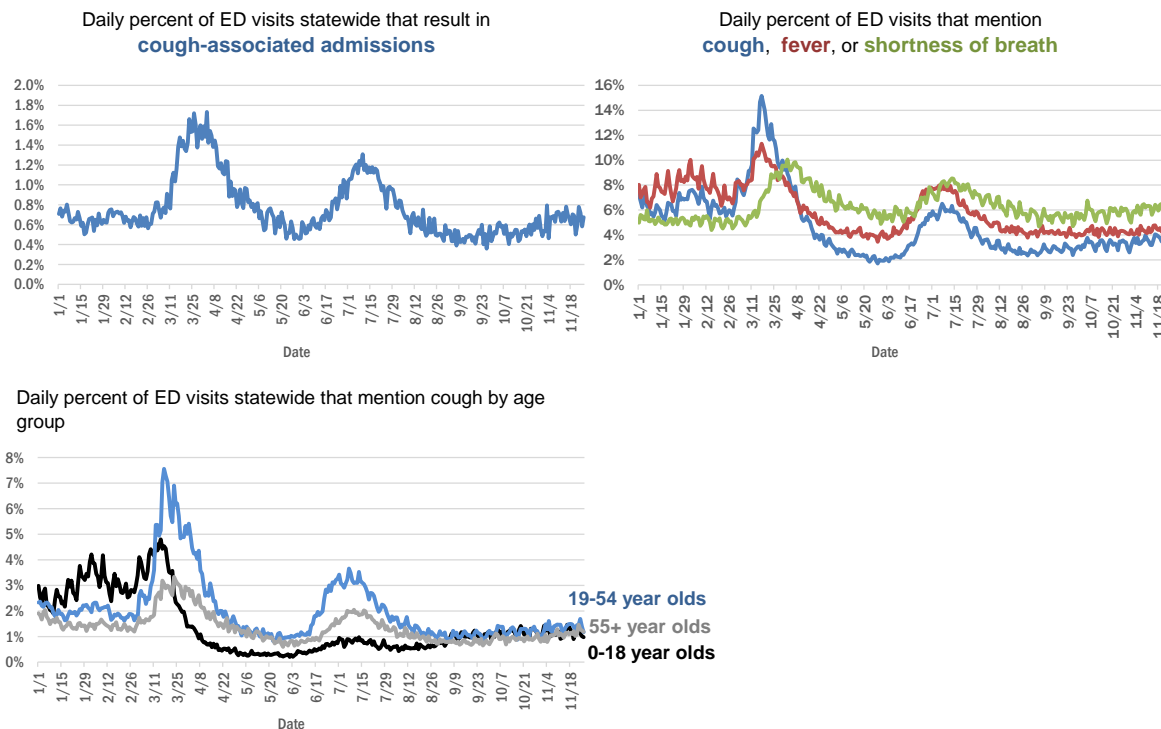


# COVID-19: additional surveillance information

Data through Nov 26, 2020 verified as of Nov 27, 2020 at 09:25 AM

Data in this report are provisional and subject to change.

## Statewide emergency department (ED) chief complaint and admission data



The Electronic Surveillance System for the Early Notification of Community-Based Epidemics (ESSENCE-FL) includes chief complaint data from 211 of 211 Florida EDs. Data are transmitted electronically to ESSENCE-FL daily or hourly.

# COVID-19: testing by laboratory

Data through Nov 26, 2020 verified as of Nov 27, 2020 at 09:25 AM

Data in this report are provisional and subject to change.

The numbers in the table below represent the number of Florida and non-Florida residents for whom test results were received by the Department of Health. A person can be tested by more than one laboratory and can have both positive and negative results. **Therefore, the sum of the numbers in each column will be larger than the total number of people tested.**

Reporting lab	Inconclusive	Negative	Positive	Percent positive	Total
LABORATORY CORPORATION OF AMERICA	1,958	1,206,915	148,118	11%	1,356,991
QUEST DIAGNOSTICS	9,081	1,099,871	151,111	12%	1,260,063
BIO REFERENCE LABORATORIES, INC	7,235	703,944	127,255	15%	838,434
CURATIVE LABS	7,180	662,247	73,895	10%	743,322
GENETWORK	661	390,584	32,924	8%	424,169
REALTOX LABS LLC	3,773	333,180	53,356	14%	390,309
HELIX	2,371	216,010	29,622	12%	248,003
RCA LABORATORY SERVICES, LLC		158,200	9,384	6%	167,584
IMPACT HEALTH BIOMETRIC TESTING, INC	811	134,225	12,583	9%	147,619
ELABNETWORK	1,058	130,229	10,736	8%	142,023
MAKO GENOMICS	5,693	110,423	17,745	13%	133,861
EAST FLORIDA STATE COLLEGE - BREVARD		119,330	14,104	11%	133,434
NORTHWEST LABORATORY	245	120,460	6,657	5%	127,362
BPHL-JACKSONVILLE	18	101,831	15,613	13%	117,462
MAYO CLINIC LABORATORIES	267	104,727	10,684	9%	115,678
ADVENT HEALTH LAB	112	101,260	13,957	12%	115,329
MEDICAL DIAGNOSTIC LABORATORIES	967	97,471	13,948	12%	112,386
BAYCARE LABORATORIES LLC	437	93,644	7,900	8%	101,981
ADVENTHEALTH LAB	97	92,912	8,948	9%	101,957
BIOCOLLECTIONS WORLDWIDE, INC	564	86,183	11,300	12%	98,047
MEMORIAL REGIONAL HOSPITAL SOUTH	22	80,803	16,017	17%	96,842
KORVALABS, INC	1,267	89,862	4,539	5%	95,668
BPHL-MIAMI	225	81,104	12,984	14%	94,313
ASCENSION SACRED HEART HOSPITAL - PENSACOLA	2	81,314	10,022	11%	91,338
ORLANDO HEALTH SYSTEM	571	81,030	7,766	9%	89,367
NOMIHEALTH		73,593	7,387	9%	80,980
SUNPATH MEDICAL DIAGNOSTICS LABORATORY	674	65,005	9,260	12%	74,939
TAMPA GENERAL HOSPITAL	4	66,497	5,089	7%	71,590
UF HEALTH MEDICAL LAB	33	66,189	5,281	7%	71,503
DIATHERIX LABORATORIES		59,705	8,134	12%	67,839
BPHL-TAMPA (SPECTRUM BLVD)	45	57,073	9,293	14%	66,411
TESTING MATTERS INC	26	56,761	6,935	11%	63,722
FULGENT DIAGNOSTICS LABORATORY	968	56,155	4,115	7%	61,238
AKESOGEN		47,796	7,325	13%	55,121
ARUP LABORATORIES	15	49,619	2,872	5%	52,506
ASCENSION ST VINCENT'S - RIVERSIDE	1	46,935	5,224	10%	52,160
JACKSON MEMORIAL HOSPITAL CLINICAL LAB	79	43,488	8,180	16%	51,747
AMERICAN HEALTH ASSOCIATES	9	47,100	3,471	7%	50,580
BAPTIST HEALTH SOUTH FLORIDA	187	43,313	6,615	13%	50,115
UF HEALTH SHANDS HOSPITAL	286	44,781	2,619	5%	47,686
LAKELAND REGIONAL MEDICAL CENTER	114	41,850	4,484	10%	46,448
VIRACOR EUROFINS		34,578	9,669	22%	44,247
AIT LABORATORIES		38,356	4,300	10%	42,656
ORANGE COUNTY CONVENTION CENTER		33,330	3,645	10%	36,975
MIAMI DADE COUNTY		32,093	3,526	10%	35,619
TALLAHASSEE MEMORIAL HOSPITAL	140	31,310	3,465	10%	34,915

# COVID-19: testing by laboratory

Data through Nov 26, 2020 verified as of Nov 27, 2020 at 09:25 AM

Data in this report are provisional and subject to change.

The numbers in the table below represent the number of Florida and non-Florida residents for whom test results were received by the Department of Health. A person can be tested by more than one laboratory and can have both positive and negative results. **Therefore, the sum of the numbers in each column will be larger than the total number of people tested.**

Reporting lab	Inconclusive	Negative	Positive	Percent positive	Total
BAPTIST HEALTH - JACKSONVILLE	4	31,801	2,044	6%	33,849
APPLIED INGENUITY DIAGNOSTICS LLC		31,234	1,578	5%	32,812
SOUTH MIAMI HOSPITAL LAB	123	29,115	3,501	11%	32,739
WALGREENS	30	26,919	4,871	15%	31,820
LEE HEALTH - CAPE CORAL HOSPITAL	3	25,738	4,011	13%	29,752
BROWARD GENERAL MEDICAL CENTER-CLINICAL LAB	2	25,247	2,565	9%	27,814
SARASOTA MEMORIAL HOSPITAL MAIN LAB	12	25,210	1,824	7%	27,046
UNIVERSITY OF MIAMI HOSPITAL	32	24,196	2,618	10%	26,846
MILLENNIUM PHYSICIAN GROUP	16	23,125	3,678	14%	26,819
REAL DIAGNOSTICS	173	22,837	2,457	10%	25,467
UF HEALTH JACKSONVILLE	38	23,341	2,064	8%	25,443
NICKLAUS CHILDREN'S HOSPITAL	51	21,533	3,104	13%	24,688
FLORIDA HOSPITAL - TAMPA	37	22,373	1,819	8%	24,229
ECCO LAB GROUP CO	363	20,161	3,604	15%	24,128
STATLAB_MOBILE	1	19,239	1,985	9%	21,225
INGENIOUS PERSONALIZED MEDICINE	115	17,713	3,180	15%	21,008
NORTH FLORIDA REGIONAL MEDICAL CENTER		18,713	1,845	9%	20,558
MOUNT SINAI MEDICAL CENTER	7	18,753	1,755	9%	20,515
ADVENT HEALTH - DAYTONA BEACH	32	18,881	1,392	7%	20,305
ACCESS DX LABORATORY	193	18,068	1,827	9%	20,088
ST JOSEPHS HOSPITAL LABORATORY	18	17,418	2,232	11%	19,668
BRANDON REGIONAL HOSPITAL		17,510	2,091	11%	19,601
PALMETTO GENERAL HOSPITAL LAB	3	15,875	3,367	17%	19,245
PWNHEALTH	25	18,149	1,030	5%	19,204
NAPLES COMMUNITY HOSPITAL	58	16,723	1,705	9%	18,486
JFK MEDICAL CENTER LAB	1	16,384	2,066	11%	18,451
JUPITER MEDICAL CENTER LAB	49	16,751	1,469	8%	18,269
LAB DIAGNOSTICS LLC	362	12,339	5,112	29%	17,813
BIOCERNA LABS	461	14,582	2,113	12%	17,156
PANCARE OF FLORIDA INC		15,348	1,521	9%	16,869
AVENTUS BIO LABS	16	14,717	1,950	12%	16,683
PATIENTS FIRST LAKE ELLA MEDICAL CENTER PA		13,871	2,462	15%	16,333
GENESIS REFERENCE LABORATORIES		14,952	1,172	7%	16,124
INTEGRATED REGIONAL LABORATORIES LLP		14,014	1,984	12%	15,998
DRS CLACK SPENCER WHITE & MCCORMACK PA D/B/A		14,523	1,334	8%	15,857
SAINT MARY'S MEDICAL CENTER	21	13,402	1,604	11%	15,027
INDIAN RIVER MEDICAL CENTER LAB		13,669	839	6%	14,508
MORTON PLANT HOSPITAL-ADLER INSTITUTE	8	13,204	1,171	8%	14,383
WELLINGTON REGIONAL MED CTR LAB	5	11,666	1,423	11%	13,094
CLEVELAND CLINIC HOSPITAL LAB	4	11,529	1,424	11%	12,957
EXACT SCIENCES LABORATORIES		11,831	836	7%	12,667
LEESBURG REGIONAL MEDICAL CENTER		11,331	1,134	9%	12,465
OSCEOLA REGIONAL MEDICAL CENTER	1	10,562	1,439	12%	12,002
FLORIDA HOSPITAL WATERMAN LABORATORY	70	10,998	855	7%	11,923

# COVID-19: testing by laboratory

Data through Nov 26, 2020 verified as of Nov 27, 2020 at 09:25 AM

Data in this report are provisional and subject to change.

The numbers in the table below represent the number of Florida and non-Florida residents for whom test results were received by the Department of Health. A person can be tested by more than one laboratory and can have both positive and negative results. **Therefore, the sum of the numbers in each column will be larger than the total number of people tested.**

Reporting lab	Inconclusive	Negative	Positive	Percent positive	Total
HOMESTEAD HOSPITAL CLINICAL LABORATORY	23	9,794	2,009	17%	11,826
ST MARKS HOSPITAL LABORATORY B	78	10,627	1,002	9%	11,707
MEMORIAL HOSPITAL JACKSONVILLE	8	9,651	1,759	15%	11,418
HOLY CROSS HOSPITAL CLINICAL LAB	1	10,756	578	5%	11,335
HEALTHLINK DIAGNOSTIC LABORATORIES	44	10,491	554	5%	11,089
PWN HEALTH	17	9,025	1,983	18%	11,025
RUTGERS CLINICAL GENOMICS LABORATORY	43	10,520	372	3%	10,935
MEMORIAL REGIONAL HOSPITAL CLINICAL LABORATORY	10	10,166	691	6%	10,867
LEE HEALTH - LEE MEMORIAL HOSPITAL		8,144	2,561	24%	10,705
HEALTH CENTER AT SINAI RESIDENCES		10,449	153	1%	10,602
WEST KENDALL BAPTIST HOSPITAL	8	8,644	1,875	18%	10,527
DELRAY MEDICAL CENTER LAB	3	9,504	952	9%	10,459
LARKIN COMMUNITY HOSPITAL INC DBA CARDIOTROPIC		6,820	3,623	35%	10,443
PRIVA PATH LABS	43	9,811	453	4%	10,307
NORTHWEST MEDICAL CENTER	1	8,994	1,250	12%	10,245
ORANGE PARK MEDICAL CENTER	9	8,570	1,554	15%	10,133
WATSON CLINIC LLP		8,736	1,367	14%	10,103
LAWNWOOD REGIONAL MEDICAL CENTER	1	8,868	1,214	12%	10,083
BETHESDA HOSPITAL EAST		9,186	821	8%	10,007
STS LAB 2 LLC	6	9,754	214	2%	9,974
SRQ DRIVE THROUGH		8,944	902	9%	9,846
ST ANTHONY'S HOSPITAL LAB	13	8,730	987	10%	9,730
OAK HILL HOSPITAL		8,830	890	9%	9,720
BAPTIST HEALTH - SOUTH		9,062	645	7%	9,707
PALM BEACH BALL PARK		8,604	989	10%	9,593
WINTER HAVEN HOSPITAL CLINICAL LABORATORY	3	8,229	1,337	14%	9,569
LARKIN COMMUNITY HOSPITAL	10	8,165	1,256	13%	9,431
COAST DIAGNOSTICS LLC	26	8,673	639	7%	9,338
LARGO MEDICAL CENTER		8,364	854	9%	9,218
GOOD SAMARITAN MEDICAL CENTER LAB	1	8,026	1,186	13%	9,213
AVECINA	17	8,645	530	6%	9,192
UHEALTH CORAL GABLES/LENNAR MED CTR	3	8,627	527	6%	9,157
BAYFRONT HEALTH - ST PETERSBURG	16	7,537	1,274	14%	8,827
WESTSIDE REGIONAL MED CTR	2	7,564	1,220	14%	8,786
MEASE COUNTRYSIDE LAB	1	7,946	747	9%	8,694
CLEVELAND CLINIC TRADITION HOSPITAL		8,115	473	6%	8,588
MERCY HOSPITAL A CAMPUS OF PLANTATION GEN HOSP LAB	1	7,223	1,362	16%	8,586
ST JOSEPHS HOSPITAL	8	7,617	953	11%	8,578
GULF COAST MEDICAL CENTER MICROLAB		6,679	1,816	21%	8,495
BOSTON HEART DIAGNOSTICS CORP		7,331	1,137	13%	8,468
AEGIS SCIENCES CORPORATION	38	7,610	768	9%	8,416
PALMS WEST HOSPITAL LAB	2	7,155	1,152	14%	8,309
MEDICAL CENTER OF TRINITY CLINICAL LABORATORY	1	7,456	736	9%	8,193
AVECINA MEDICAL OAKLEAF	3	6,933	1,223	15%	8,159

# COVID-19: testing by laboratory

Data through Nov 26, 2020 verified as of Nov 27, 2020 at 09:25 AM

Data in this report are provisional and subject to change.

The numbers in the table below represent the number of Florida and non-Florida residents for whom test results were received by the Department of Health. A person can be tested by more than one laboratory and can have both positive and negative results. **Therefore, the sum of the numbers in each column will be larger than the total number of people tested.**

Reporting lab	Inconclusive	Negative	Positive	Percent positive	Total
HALIFAX MEDICAL CENTER LAB	33	6,943	1,107	14%	8,083
CORAL GABLES HOSPITAL CLINICAL LABORATORY		6,778	1,270	16%	8,048
WEST BOCA MEDICAL CENTER LAB		7,405	620	8%	8,025
WEST FLORIDA HOSPITAL LAB		6,589	1,432	18%	8,021
THE VILLAGES REGIONAL HOSPITAL		7,479	537	7%	8,016
REGIONAL MEDICAL CENTER BAYONET POINT	2	7,477	475	6%	7,954
FLORIDA HOSPITAL HEARTLAND MED CTR CLINICAL LAB	33	6,955	916	12%	7,904
MANATEE MEMORIAL HOSPITAL		7,260	618	8%	7,878
BAPTIST HEALTHCARE - BAPTIST HOSPITAL	4	6,499	1,181	15%	7,684
ADVENT HEALTH - WESLEY CHAPEL	14	7,072	561	7%	7,647
Capital Regional Medical Ctr		6,318	1,315	17%	7,633
AVENTURA HOSPITAL LAB		6,238	1,395	18%	7,633
NCH NORTH NAPLES HOSPITAL LAB	15	6,733	826	11%	7,574
LEE HEALTH - HEALTH PARK MEDICAL CENTER		6,342	1,225	16%	7,567
PALM BEACH GARDENS MEDICAL CTR LAB		6,893	643	9%	7,536
BLAKE MEDICAL CENTER		6,607	923	12%	7,530
NIGHT LITE PEDIATRICS	4	5,739	1,599	22%	7,342
DOCTORS HOSPITAL	4	6,024	1,112	16%	7,140
AVECINA MEDICAL	4	6,012	1,030	15%	7,046
FLORIDA HOSPITAL FLAGLER	29	6,530	431	6%	6,990
ACCESS MEDICAL LABORATORIES		4,310	2,652	38%	6,962
VISTA CLINICAL DIAGNOSTICS	58	6,481	420	6%	6,959
INFORM DIAGNOSTICS, INC		6,467	341	5%	6,808
LUMINUS DIAGNOSTICS		6,142	529	8%	6,671
LAKE CITY MEDICAL CENTER		5,331	1,247	19%	6,578
FLORIDA MEDICAL CENTER - A CAMPUS OF NORTH SHORE	2	5,695	790	12%	6,487
PLANTATION GENERAL HOSPITAL		5,439	1,023	16%	6,462
CORAL SPRINGS MED CTR		5,830	576	9%	6,406
NORTH SHORE MEDICAL CENTER		5,250	1,079	17%	6,329
NORTHSIDE HOSPITAL AND HEART INSTITUTE		5,727	599	9%	6,326
ALL CHILDREN'S HOSPITAL		5,953	331	5%	6,284
NEMOURS CHILDRENS HOSPITAL		6,065	195	3%	6,260
FLORIDA HOSPITAL DELAND	10	5,456	785	13%	6,251
FLORIDA HOSPITAL ZEPHYRHILLS	10	5,756	475	8%	6,241
NONA SCIENTIFIC	4	5,038	1,129	18%	6,171
BROWARD HEALTH NORTH CLINICAL LABORATORY		5,451	694	11%	6,145
FLORIDA HOSPITAL OF CARROLLWOOD	22	5,252	638	11%	5,912
CENTRAL FLORIDA REGIONAL HOSPITAL		5,360	540	9%	5,900
VISTA CLINICAL	7	3,186	2,660	45%	5,853
MEMORIAL HOSPITAL WEST LABORATORY SERVICES	14	5,253	518	9%	5,785
INDIAN RIVER PATHOLOGY LLC		5,306	415	7%	5,721
CLEVELAND CLINIC MARTIN SOUTH HOSPITAL	1	5,227	458	8%	5,686
OCALA REGIONAL MEDICAL CENTER		4,978	596	11%	5,574
GENOVA DIAGNOSTICS LABORATORY	13	5,213	323	6%	5,549
UNITED CLINICAL LABORATORY LLC	2	4,503	946	17%	5,451
WEST PALM HOSPITAL LAB		5,025	425	8%	5,450

# COVID-19: testing by laboratory

Data through Nov 26, 2020 verified as of Nov 27, 2020 at 09:25 AM

Data in this report are provisional and subject to change.

The numbers in the table below represent the number of Florida and non-Florida residents for whom test results were received by the Department of Health. A person can be tested by more than one laboratory and can have both positive and negative results. **Therefore, the sum of the numbers in each column will be larger than the total number of people tested.**

Reporting lab	Inconclusive	Negative	Positive	Percent positive	Total
LEE HEALTH - GULF COAST MEDICAL CENTER	2	4,461	931	17%	5,394
BAPTIST HEALTH - BEACHES		5,008	348	6%	5,356
FLORIDA LABORATORY ANALYSIS		4,786	523	10%	5,309
MARTIN HOSPITAL SOUTH LAB		4,966	279	5%	5,245
FULGENT DIAGNOSTICS	95	4,613	274	5%	4,982
LEON MEDICAL CENTERS LLC		4,042	939	19%	4,981
PATHNOSTICS	11	3,597	1,366	27%	4,974
MORTON PLANT-MEASE	1	4,590	358	7%	4,949
LABSTAT LLC	2	4,661	259	5%	4,922
Lake City HM		4,642	264	5%	4,906
MEMORIAL HOSPITAL MICRO		4,510	303	6%	4,813
BAPTIST HEALTH SOUTH FLORIDA - WEST KENDALL URGENT CARE		4,160	624	13%	4,784
LAKEWOOD RANCH MEDICAL CENTER		4,444	339	7%	4,783
ANNE BATES LEACH EYE HOSPITAL/ ABLEH MICROBIOLOGY LABORATORY		4,712	70	1%	4,782
POINCIANA MEDICAL CENTER		3,743	1,039	22%	4,782
P4 CLINICAL, LLC	60	4,291	411	9%	4,762
FLORIDA HOSPITAL FISH MEMORIAL	19	4,178	557	12%	4,754
TROPICANA FIELD - LOT 2	17	4,297	411	9%	4,725
ST JOSEPHS NORTH HOSPITAL LAB		4,228	496	10%	4,724
WEST MARION COMMUNITY HOSPITAL LAB		4,137	561	12%	4,698
KD MEDICAL CHOICE LLC		4,107	485	11%	4,592
ARCPPOINT LABS	2	3,635	871	19%	4,508
IMPERIAL POINT MEDICAL CENTER		4,143	345	8%	4,488
SUNRISE MEDICAL LABORATORIES	2	4,163	290	7%	4,455
ST LUCIE MEDICAL CENTER		3,590	763	18%	4,353
SOUTH BAY HOSPITAL CLINICAL LAB		3,967	379	9%	4,346
MOFFITT CANCER CENTER	6	4,217	82	2%	4,305
CLEVELAND CLINIC MARTIN NORTH HOSPITAL		3,927	376	9%	4,303
MEDEXPRESS URGENT CARE	2	2,791	1,499	35%	4,292
BAPTIST HEALTH - NASSAU		4,066	177	4%	4,243
CARDIOPATH	1	3,841	321	8%	4,163
UNKNOWN	3	2,645	1,497	36%	4,145
AVERO DIAGNOSTICS - IRVING		3,883	231	6%	4,114
OVIEDO MEDICAL CENTER		3,690	421	10%	4,111
HEALTHQUEST ESOTERICS		2,916	1,121	28%	4,037
SOUTH FLORIDA BAPTIST HOSPITAL MICRO	2	3,478	537	13%	4,017
NIGHT LITE PEDIATRIC CENTER LLC		3,772	192	5%	3,964
CARDIOTROPIC LABS	83	3,141	724	18%	3,948
HIALEAH HOSPITAL	4	3,175	723	19%	3,902
FORT WALTON BEACH MEDICAL CENTER		3,389	481	12%	3,870
AMERICAN FAMILY CARE		2,278	1,586	41%	3,864
NIGHT LITE PEDIATRICS URGENT CARE	1	3,361	480	12%	3,842
BINAXNOW	6	3,067	764	20%	3,837
FLORIDA HOSPITAL NORTH PINELLAS	11	3,515	244	6%	3,770
BAPTIST HEALTH SOUTH FLORIDA - COUNTRY WALK URGENT CARE		3,274	492	13%	3,766
ST PETERSBURG GENERAL HOSPITAL		3,144	606	16%	3,750

# COVID-19: testing by laboratory

Data through Nov 26, 2020 verified as of Nov 27, 2020 at 09:25 AM

Data in this report are provisional and subject to change.

The numbers in the table below represent the number of Florida and non-Florida residents for whom test results were received by the Department of Health. A person can be tested by more than one laboratory and can have both positive and negative results. **Therefore, the sum of the numbers in each column will be larger than the total number of people tested.**

Reporting lab	Inconclusive	Negative	Positive	Percent positive	Total
PHYSICIANS REGIONAL MEDICAL CENTER - PINE RIDGE RD	1	3,073	623	17%	3,697
HOLIDAY CVS LLC		3,479	170	5%	3,649
CLARITY LAB SOLUTIONS LLC		3,608	4	0%	3,612
UNIVERSITY HOSPITAL AND MEDICAL CENTER		2,693	767	22%	3,460
SYNERGY LABORATORIES	7	3,001	289	9%	3,297
BAPTIST HEALTH SOUTH FLORIDA - MIAMI LAKES URGENT CARE		2,700	594	18%	3,294
WESTCHESTER HOSPITAL	23	2,675	523	16%	3,221
CernerELR_Advent		3,018	194	6%	3,212
GENE BY GENE, GENOMICS RESEARCH CENTER LAB	35	3,073	85	3%	3,193
PUTNAM COMMUNITY MEDICAL CENTER		2,844	327	10%	3,171
ISPM LABS, LLC DBA CAPSTONE DIAGNOSTICS, LLC		3,085	67	2%	3,152
BAPTIST HEALTH SOUTH FLORIDA - DORAL URGENT CARE		2,602	513	16%	3,115
MEASE DUNEDIN HOSPITAL	4	2,855	248	8%	3,107
BAPTIST HEALTH - NORTH		2,431	668	22%	3,099
BAPTIST HEALTH SOUTH FLORIDA - CORAL SPRINGS URGENT CARE		2,656	337	11%	2,993
RAULERSON HOSPITAL		2,511	454	15%	2,965
PALMS OF PASADENA HOSPITAL		2,661	288	10%	2,949
SANTA ROSA MEDICAL CENTER		2,501	429	15%	2,930
BAPTIST HEALTH SOUTH FLORIDA - WESTCHESTER URGENT CARE		2,485	441	15%	2,926
BAPTIST HEALTH SOUTH FLORIDA - PEMBROKE PINES URGENT CARE		2,533	378	13%	2,911
STONE CLINICAL LABORATORIES		2,789	96	3%	2,885
DOCTORS HOSPITAL OF SARASOTA CLINICAL LABORATORY		2,565	304	11%	2,869
MIDWAY SPECIALTY CARE CENTER DIAGNOSTICS	36	2,622	210	7%	2,868
MEMORIAL HOSPITAL- MIRAMAR	12	2,623	203	7%	2,838
BAYCARE COMMUNITY HEALTH		2,760	51	2%	2,811
H LEE MOFFITT CANCER CENTER LABORATORY		2,772	32	1%	2,804
MALABAR MEDICAL WALK IN CLINIC		2,472	324	12%	2,796
BAYFRONT HEALTH - VENICE REGIONAL MEDICAL		2,604	178	6%	2,782
FLORIDA HOSPITAL Ocala		2,609	143	5%	2,752
WALGREENS ORLANDO	2	2,372	315	12%	2,689
WALGREEN CO	2	2,372	308	11%	2,682
MEDARBOR DIAGNOSTICS	1	1,895	763	29%	2,659
MEDCOMP SCIENCES LLC	29	1,311	1,306	49%	2,646
TWIN CITIES HOSPITAL	1	2,354	266	10%	2,621
SYNERGY DIAGNOSTIC LABORATORY	74	2,322	215	8%	2,611
BAYFRONT HEALTH - PORT CHARLOTTE		2,404	191	7%	2,595
EGLIN AIR FORCE BASE	2	1,863	724	28%	2,589
VETERANS AFFAIRS MEDICAL CENTER - ORLANDO		1,341	1,235	48%	2,576
BETHESDA HOSPITAL WEST		2,353	220	9%	2,573
ANGEL KIDS PEDIATRICS		2,495	75	3%	2,570
VIKOR SCIENTIFIC	2	1,863	680	27%	2,545
ADVENT HEALTH - Ocala		2,124	398	16%	2,522
CITRUS MEMORIAL HOSPITAL LABORATORY		2,182	259	11%	2,441
ACUTIS DIAGNOSTICS	15	2,043	307	13%	2,365
BAPTIST HEALTH SOUTH FLORIDA - CORAL GABLES (UNIVERSITY) URGENT CARE		2,029	256	11%	2,285
LEE HEALTH - COCONUT POINT CLINICAL LAB	2	1,833	427	19%	2,262



# COVID-19: testing by laboratory

Data through Nov 26, 2020 verified as of Nov 27, 2020 at 09:25 AM

Data in this report are provisional and subject to change.

The numbers in the table below represent the number of Florida and non-Florida residents for whom test results were received by the Department of Health. A person can be tested by more than one laboratory and can have both positive and negative results. **Therefore, the sum of the numbers in each column will be larger than the total number of people tested.**

Reporting lab	Inconclusive	Negative	Positive	Percent positive	Total
BAPTIST HEALTH SOUTH FLORIDA - WESTON URGENT CARE		2,055	203	9%	2,258
MEMORIAL HOSPITAL PEMBROKE	3	1,976	246	11%	2,225
BAYFRONT HEALTH - SEVEN RIVERS		2,050	167	8%	2,217
MEDICAL DNA LABS LLC	2	2,083	118	5%	2,203
BAPTIST HEALTH SOUTH FLORIDA - DAVIE URGENT CARE		1,888	301	14%	2,189
LAKESIDE MEDICAL CENTER		1,736	452	21%	2,188
MINUTECLINIC LLC #3703		1,906	271	12%	2,177
BARTOW REGIONAL MEDICAL CENTER	1	1,900	265	12%	2,166
BAPTIST HEALTH SOUTH FLORIDA - TAMiami TRAIL URGENT CARE		1,772	382	18%	2,154
NORTHWEST FLORIDA COMMUNITY HOSPITAL	13	1,385	739	35%	2,137
THE CENTER FOR URGENT CARE	2	1,699	433	20%	2,134
THE HEALTHCARE DISTRICT OF PALM BEACH COUNTY	9	1,939	186	9%	2,134
ASCENSION SACRED HEART - EMERALD COAST		1,817	313	15%	2,130
BAPTIST HEALTH SOUTH FLORIDA - PINECREST URGENT CARE		1,875	247	12%	2,122
CENTRA CARE SAINT CLOUD	1	1,829	287	14%	2,117
EXPRESS GENE MOLECULAR DIAGNOSTICS LABORATORY		1,795	320	15%	2,115
BAPTIST HEALTH SOUTH FLORIDA - CORAL GABLES URGENT CARE		1,827	274	13%	2,101
CENTRA CARE - WATERFORD LAKES		1,586	489	24%	2,075
BAYFRONT HEALTH - BROOKSVILLE		1,807	260	13%	2,067
ENGLEWOOD COMMUNITY HOSPITAL		1,911	143	7%	2,054
SPORTS DRUG TESTING LABORATORY	35	1,961	52	3%	2,048
LOWER KEYS MEDICAL CENTER		1,840	205	10%	2,045
SELECT LABORATORIES - MARION COUNTY, FL LLC	3	1,912	118	6%	2,033
MINUTECLINIC		1,824	203	10%	2,027
CLARITY LAB SOLUTIONS		1,731	247	12%	1,978
COMMUNITY HEALTH NORTHWEST FLORIDA	4	1,472	492	25%	1,968
DOC SMILEY'S URGENT CARE		1,705	247	13%	1,952
URGENT CARE CURE	2	1,750	197	10%	1,949
CLINICAL REFERENCE LABORATORY	1	1,887	60	3%	1,948
BMCT Molecular Diagnostics Subsection		1,601	333	17%	1,934
HIGHLANDS REGIONAL MEDICAL CENTER		1,548	356	19%	1,904
AMELIA URGENT CARE		1,249	633	34%	1,882
PHYSICIANS REGIONAL MEDICAL CENTER - COLLIER BLVD	1	1,437	443	24%	1,881
HOLIDAY CVS LLC DBA CVS PHARMACY #5154		1,839	23	1%	1,862
BAPTIST HEALTH SOUTH FLORIDA - PALMETTO BAY URGENT CARE		1,606	235	13%	1,841
SOLARIS DIAGNOSTICS		1,550	240	13%	1,790
DESOTO MEMORIAL HOSPITAL	3	1,478	298	17%	1,779
ADVENTIST HEALTH SYSTEMS SUNBELT INC DBA		1,567	187	11%	1,754
BAPTIST HEALTHCARE - GULF BREEZE HOSPITAL	3	1,512	225	13%	1,740
MARINERS HOSPITAL		1,572	136	8%	1,708
BAPTIST HEALTH SOUTH FLORIDA - BRICKELL URGENT CARE		1,436	271	16%	1,707
TALLAHASSEE PRIMARY CARE ASSOCIATES		1,549	144	9%	1,693
BAPTIST HEALTH SOUTH FLORIDA - KENDALE LAKES URGENT CARE		1,374	308	18%	1,682
BAPTIST HEALTH URGENT CARE AT SAWGRASS		1,446	200	12%	1,646
LABORATORY OF FLORIDA LLC	40	1,484	104	6%	1,628
SUNCOAST PATHOLOGY ASSOCIATES		1,499	114	7%	1,613



# COVID-19: testing by laboratory

Data through Nov 26, 2020 verified as of Nov 27, 2020 at 09:25 AM

Data in this report are provisional and subject to change.

The numbers in the table below represent the number of Florida and non-Florida residents for whom test results were received by the Department of Health. A person can be tested by more than one laboratory and can have both positive and negative results. **Therefore, the sum of the numbers in each column will be larger than the total number of people tested.**

Reporting lab	Inconclusive	Negative	Positive	Percent positive	Total
JW PLASTIC SURGERY		1,368	235	15%	1,603
MINUTECLINIC LLC		1,375	210	13%	1,585
GENUS3		1,498	59	4%	1,557
OPTEO LABORATORY		1,506	31	2%	1,537
BAPTIST HEALTH - OAKLEAF		1,284	250	16%	1,534
BAPTIST HEALTH - CLAY		1,336	188	12%	1,524
BAPTIST HEALTH EMERGENCY CENTER COUNTRY WALK	1	1,281	232	15%	1,514
ADVENT HEALTH - NEW SMYRNA		1,142	358	24%	1,500
BAYFRONT HEALTH - PUNTA GORDA		1,398	68	5%	1,466
FLOWERS HOSPITAL		1,327	123	8%	1,450
ATLANTIS URGENT CARE	1	661	787	54%	1,449
ADVENT HEALTH - HEART OF FLORIDA ER	1	1,311	106	7%	1,418
TAMPA COMMUNITY HOSPITAL		1,188	219	16%	1,407
PATIENTS CHOICE LABORATORIES		825	573	41%	1,398
ASCENSION ST VINCENT'S - SOUTHSIDE		1,309	49	4%	1,358
ASSOCIATED PATHOLOGISTS, LLC	3	1,128	205	15%	1,336
UHEALTH DEERFIELD BEACH/UMSYLVESTER DEERFIELD BEACH LABORATORY	3	1,275	47	4%	1,325
PHYSICIANS STAT LAB		424	876	67%	1,300
BAYFRONT HEALTH - SPRING HILL		1,205	89	7%	1,294
ADVANCE MEDICAL OF NAPLES		308	939	75%	1,247
NXGEN MDX LLC	3	1,151	92	7%	1,246
BAPTIST HEALTH SOUTH FLORIDA - MIAMI BEACH URGENT CARE		1,070	169	14%	1,239
JACKSON HOSPITAL CLINICAL LABORATORY		1,075	158	13%	1,233
SPARROW HEALTHCARE	2	1,035	190	15%	1,227
CLINICORE		1,124	91	7%	1,215
SARKIS CLINICAL TRIALS		1,061	139	12%	1,200
NORTH SHORE LONG ISLAND JEWISH HEALTH		1,156	41	3%	1,197
ACCESS MEDICAL LABS		746	448	38%	1,194
ASSURANCE SCIENTIFIC LABORATORIES	1	940	222	19%	1,163
MARTIN HEALTH SYSTEM - ST LUCIE WEST		989	101	9%	1,090
UNIVERSITY OF ALABAMA AT BIRMINGHAM		1,068	21	2%	1,089
PRIMEHEALTH URGENT CARE	1	830	251	23%	1,082
QDX PATHOLOGY SERVICES	1	865	194	18%	1,060
SCION LAB SERVICES LLC	4	994	62	6%	1,060
LABTECH DIAGNOSTIC		817	229	22%	1,046
BARDMOOR LABORATORY	1	914	126	12%	1,041
PALMS MEDICAL GROUP	5	822	205	20%	1,032
EMERALD COAST URGENT CARE LLC		799	226	22%	1,025
FLORIDA MEDICAL CLINIC	1	665	349	34%	1,015
CAPSTONE HEALTHCARE		697	317	31%	1,014
EMERGENCY PHYSICIANS MEDICAL CENTER		126	883	88%	1,009
EMERALD COAST URGENT CARE, LLC	1	745	262	26%	1,008
NCH NORTHEAST	5	756	246	24%	1,007
BIOCERNA MAIN LAB	1	900	97	10%	998
EPN URGENT CARE NAPLES	2	746	215	22%	963
NYU HOSPITALS CENTER CLINICAL LABORATORIES		941	21	2%	962

# COVID-19: testing by laboratory

Data through Nov 26, 2020 verified as of Nov 27, 2020 at 09:25 AM

Data in this report are provisional and subject to change.

The numbers in the table below represent the number of Florida and non-Florida residents for whom test results were received by the Department of Health. A person can be tested by more than one laboratory and can have both positive and negative results. **Therefore, the sum of the numbers in each column will be larger than the total number of people tested.**

Reporting lab	Inconclusive	Negative	Positive	Percent positive	Total
LAB24 INC	3	271	658	71%	932
MINUTECLINIC LLC # 0709		813	117	13%	930
TEMPUS CLINICAL LABORATORY	8	813	108	12%	929
COASTAL MED URGENT CARE		104	810	89%	914
TOM LEE COMMUNITY HEALTH CENTER		593	319	35%	912
DYNIX DIAGNOSTIX		780	114	13%	894
NCF DIAGNOSTICS & DNA TECHNOLOGIES LAB	30	744	115	13%	889
VERITOR		783	105	12%	888
PATIENTS FIRST – THOMASVILLE ROAD		785	96	11%	881
CAREFAST+		721	152	17%	873
EMERALD COAST URGENT CARE		633	212	25%	845
FLORIDA HOSPITAL ORLANDO		743	74	9%	817
BAYA PHARMACY & URGENT CARE		247	555	69%	802
ASCENSION ST VINCENT'S - CLAY		775	27	3%	802
NORTH FLORIDA PEDIATRICS-TALLAHASSEE		739	56	7%	795
ARCPPOINT LABS OF FORT MYERS		626	166	21%	792
AMELIA EXPRESS CARE		510	280	35%	790
PHAROS HEALTH		622	167	21%	789
US BIOTEK LABORATORIES	3	611	173	22%	787
ADVENTHEALTH PROMPT CARE	1	541	245	31%	787
ELLENTON URGENT CARE		572	210	27%	782
COASTAL LABORATORIES		632	145	19%	777
MINUTECLINIC LLC 5852		655	119	15%	774
STEWART REFERENCE LABORATORY	1	481	291	38%	773
MACDILL AIR FORCE BASE		708	51	7%	759
PHYSICIANS PRIMARY CARE		656	84	11%	740
MINUTECLINIC LLC #3631		618	117	16%	735
HISTOPATHOLOGY SERVICES, LLC		652	82	11%	734
DYNIX DIAGNOSTICS	2	520	205	28%	727
NATIONWIDE LABORATORY SERVICES INC	47	590	89	12%	726
DOCTORS TEST CENTERS		623	95	13%	718
DISNEY COVID TEST SITE		703	8	1%	711
LENCO MEDICAL LABORATORY		689	21	3%	710
NONE		308	402	57%	710
EMPIRE CITY LABORATORIES INC	4	609	94	13%	707
NITE LITE PEDIATRICS		226	465	67%	691
PREMIER MEDICAL LABORATORY SERVICES	1	463	220	32%	684
ADVENT HEALTH LAB - ORLANDO		425	251	37%	676
MINI ER ADULT AND PEDIATRIC URGENT CARE		574	98	15%	672
CENTRA CARE		422	237	36%	659
MEDFAST URGENT CARE CENTER		37	621	94%	658
DOCTORS URGENT CARE LLC		567	87	13%	654
DONALD W ROBERTSON DO PA		490	163	25%	653
DEPARTMENT OF CLINICAL LABS		638	7	1%	645
VAVA PARTNERS LLC		156	486	76%	642
CARENOW URGENT CARE		447	193	30%	640

# COVID-19: testing by laboratory

Data through Nov 26, 2020 verified as of Nov 27, 2020 at 09:25 AM

Data in this report are provisional and subject to change.

The numbers in the table below represent the number of Florida and non-Florida residents for whom test results were received by the Department of Health. A person can be tested by more than one laboratory and can have both positive and negative results. **Therefore, the sum of the numbers in each column will be larger than the total number of people tested.**

Reporting lab	Inconclusive	Negative	Positive	Percent positive	Total
BAY MEDICAL CENTER SACRED HEART HEALTH SYSTEM		490	147	23%	637
PROHEALTH		219	417	66%	636
ADVENT HEALTH - DADE CITY		577	58	9%	635
VENICE REGIONAL MEDICAL CENTER		550	82	13%	632
BAPTIST HEALTH SOUTH FLORIDA - COUNTRY WALK URGENT CARE EXPRESS		550	76	12%	626
MAVERICK LABS		434	181	29%	615
NCH HEALTHCARE SYSTEM MICROBIOLOGY LAB		1	606	100%	607
PATIENTS FIRST - MAHAN DRIVE		164	434	73%	598
MEDEXPRESS URGENT CARE - ESTERO		520	77	13%	597
MC DIAGNOSTIC OF CONNECTICUT, PC #2220		513	80	13%	593
GENE TOX WORLDWIDE	41	486	65	11%	592
BAPTIST HEALTH SOUTH FLORIDA - KEY BISCANE URGENT CARE EXPRESS		523	68	12%	591
ADVENT HEALTH CENTRA CARE - MOUNT DORA		276	313	53%	589
GESSLER CLINIC		220	366	62%	586
HOLIDAY CVS LLC DBA CVSPHARMACY #5155		570	16	3%	586
ST ANNES NURSING CENTER		574	7	1%	581
EXPRESS GENE MOLECULAR DIAGNOSTIC LABORATORY		2	570	100%	572
ADVENT HEALTH CENTRA CARE - WATERFORD LAKES		480	92	16%	572
SHELL POINT NURSING PAVILION	1	560	6	1%	567
POINT OF CARE TESTING SITE		549	18	3%	567
BAPTIST HEALTHCARE - JAY HOSPITAL		445	120	21%	565
BAYFRONT HEALTH - CITRUS HILLS		495	66	12%	561
CAREFAST MURABELLA		483	72	13%	555
TYNDALL AIR FORCE BASE		450	97	18%	547
PREMIER URGENT CARE OF BREVARD LLC		482	60	11%	542
MICROGEN DX		162	376	70%	538
BAPTIST HEALTH - MD ANDERSON CANCER CENTER		532	3	1%	535
NAPLES URGENT CARE	1	368	163	31%	532
MINUTECLINIC LLC #4415		445	87	16%	532
HOLY CROSS HOSPITAL LABORATORY			522	100%	522
LAKE WALES MEDICAL CENTER INC		465	52	10%	517
ASCENSION SACRED HEART - GULF		412	104	20%	516
GENESIS MEDICAL LABORATORY	9	365	140	27%	514
VETERANS AFFAIRS MEDICAL CENTER - JAMES A HALEY			510	100%	510
Tampa Lakes Health and Rehabilitation Center	2	442	62	12%	506
SOUTHEAST ALABAMA MEDICAL CENT		459	46	9%	505
GENESIS LABORATORY MANAGEMENT	2	414	87	17%	503
ECCOLAB GROUP	1	139	363	72%	503
IGENOMIX USA LLC	9	444	47	9%	500
ADVENTHEALTH CENTRA CARE LAKE BUENA VISTA		444	56	11%	500
MANOR PINES CONVALESCENT CENTER LLC	1	492	6	1%	499
MOLECULAR INFECTIOUS DISEASES		492	7	1%	499
NCF DIAGNOSTICS & DNA TECHNOLOGIES	15	187	295	59%	497
DOCTOR'S MEMORIAL HOSPITAL		389	108	22%	497
PALACE NURSING HOME & REHAB CENTER		490	1	0%	491
SHORELINE PHYSICIAN GROUP		327	159	33%	486

# COVID-19: testing by laboratory

Data through Nov 26, 2020 verified as of Nov 27, 2020 at 09:25 AM

Data in this report are provisional and subject to change.

The numbers in the table below represent the number of Florida and non-Florida residents for whom test results were received by the Department of Health. A person can be tested by more than one laboratory and can have both positive and negative results. **Therefore, the sum of the numbers in each column will be larger than the total number of people tested.**

Reporting lab	Inconclusive	Negative	Positive	Percent positive	Total
PENSACOLA PEDIATRICS PA		413	73	15%	486
STAGEZERO LIFE SCIENCES INC	1	452	32	7%	485
CVS HEALTH		351	132	27%	483
TENNESSEE DOH - NASHVILLE	2	429	49	10%	480
FLAGLER HOSPITAL	8	25	445	93%	478
MOUNT SINAI LABORATORY		458	18	4%	476
BAYFRONT HEALTH URGENT CARE LLC		418	57	12%	475
PARAMOUNT URGENT CARE - OVIEDO		294	168	36%	462
HOLMES REGIONAL MEDICAL CENTER		4	457	99%	461
MINUTECLINIC, LLC DBA MINUTECLINIC #4717		451	10	2%	461
SEBASTIAN RIVER MEDICAL CENTER	1	368	90	20%	459
CHARLES AIESI CONSULTING INC	1	423	33	7%	457
PARAMOUNT URGENT CARE - WINDERMERE		342	108	24%	450
PRIMARY CARE OF THE TREASURE COAST		402	48	11%	450
DAVITA LABORATORY		398	48	11%	446
ST JOHN'S NURSING CENTER		443	3	1%	446
EUROFINS NTD, LLC		413	33	7%	446
GULF COAST MOLECULAR LABORATORIES	11	368	67	15%	446
VETERANS AFFAIRS MEDICAL CENTER - BAY PINES		15	429	97%	444
CLARITY LABS		381	62	14%	443
INDIAN RIVER MEDICAL CENTER		403	39	9%	442
AVECINA MEDICAL JULINGTON	1	240	189	44%	430
Victoria Nursing and Rehabilitation Center		426	3	1%	429
INTERLACHEN PEDIATRICS		397	25	6%	422
SMA SPECIALTY MEDICAL LAB		112	309	73%	421
GARCIA CLINICAL LABORATORY		28	390	93%	418
UNIVERSITY OF WEST FLORIDA STUDENT HEALTH SERVICES		337	78	19%	415
JOHN KNOX VILLAGE HEALTH CENTER		409	3	1%	412
GULF COAST VILLAGE		402	10	2%	412
MEMORIAL PEMBROKE 24/7 CARE CENTER		314	96	23%	410
COASTAL PEDIATRIC GROUP		365	45	11%	410
VILLA MARIA NURSING & REHAB CENTER INC		404	4	1%	408
JACKSON MEMORIAL LONG TERM CARE CENTER		406	1	0%	407
The Sands at South Beach		402			402
Community_Health		318	81	20%	399
VITAE DIAGNOSTICS		389	9	2%	398
RIVER GARDEN HEBREW HOME FOR THE AGED		358	37	9%	395
NORTH OKALOOSA MEDICAL CENTER		244	148	38%	392
NEW YORK HOSPITAL LABORATORIES	1	378	10	3%	389
BARBER		13	376	97%	389
INTEGRITY LABORATORIES, LLC	1	297	91	23%	389
THERADOC		152	230	60%	382
LEHIGH REGIONAL MEDICAL CENTER LAB		354	25	7%	379
NEW PLANT CITY FAMILY CARE	1	195	183	48%	379
TACACHALE CLINICAL LABORATORY		363	13	3%	376
ADVENT HEALTH CENTRA CARE - WINTER PARK		247	128	34%	375

# COVID-19: testing by laboratory

Data through Nov 26, 2020 verified as of Nov 27, 2020 at 09:25 AM

Data in this report are provisional and subject to change.

The numbers in the table below represent the number of Florida and non-Florida residents for whom test results were received by the Department of Health. A person can be tested by more than one laboratory and can have both positive and negative results. **Therefore, the sum of the numbers in each column will be larger than the total number of people tested.**

Reporting lab	Inconclusive	Negative	Positive	Percent positive	Total
MID-FLORIDA PATHOLOGY		295	80	21%	375
HENDRY REGIONAL MEDICAL CENTER		107	258	71%	365
ENZO CLINICAL LABS INC	1	354	10	3%	365
MEDONE URGENT CARE CENTER		149	215	59%	364
PARAMOUNT URGENT CARE - ORLANDO		235	129	35%	364
FOUNTAIN MANOR HEALTH AND REHAB CENTER	1	360	2	1%	363
KENDALL HEALTHCARE PROPERTIES DBA		357	1	0%	358
THE HEALTH CENTER OF PLANT CITY		353	4	1%	357
MEDEXPRESS URGENT CARE CAPE CORAL		286	70	20%	356
INFORM DIAGNOSTICS		349	6	2%	355
MELBOURNE MEDICAL LABORATORY		271	81	23%	352
CONSULATE HEALTH CARE OF NEW PORT RICHEY		341	5	1%	346
ACCU REFERENCE MEDICAL LAB		141	205	59%	346
CENTRA CARE - SOUTH ORANGE		202	144	42%	346
BAYSHORE DIAGNOSTICS		309	37	11%	346
PALM GARDEN OF OCALA		329	15	4%	344
CLEWISTON NURSING AND REHABILITATION CENTER		339	2	1%	341
NEW YORK PRESBYTERIAN - CUMC CLINICAL		324	14	4%	338
SELECT REFERENCE LABORATORIES, LLC	1	325	11	3%	337
ADVENT HEALTH CENTRA CARE - PORT ORANGE		29	306	91%	335
SANTA ROSA MEDICAL GROUP		287	47	14%	334
SANFORD LABORATORIES		311	21	6%	332
MEDEXPRESS FORT MYERS		258	67	21%	325
MY CLINICAL LAB		225	95	30%	320
MINI ER AND URGENT CARE		214	106	33%	320
LAUDERDALE NURSING CENTER LLC	1	315	3	1%	319
C.W. BILL YOUNG VA MEDICAL CENTER		16	302	95%	318
FLO-MEDILAB SERVICES		101	217	68%	318
HARTS HARBOR HEALTH CARE CENTER		316	2	1%	318
NORTH FLORIDA PEDIATRICS - LAKE CITY		213	104	33%	317
PRIMARY CARE SERVICES AT INDIAN RIVER ESTATES		314	2	1%	316
NCH HEALTHCARE BONITA		227	89	28%	316
LIFE CARE CENTER OF PENSACOLA		310	5	2%	315
ADVENTHEALTH CENTRA CARE WINTER GARDEN		283	31	10%	314
WHITE WILSON MEDICAL CENTER		24	289	92%	313
ADVENTHEALTH CENTRA CARE HUNTERS CREEK		260	53	17%	313
FIU-HEALTH AUXILIARY LABORATORY		291	21	7%	312
LEE COUNTY EMERGENCY MEDICAL SERVICE		281	31	10%	312
GENESIS DIAGNOSTICS		221	90	29%	311
ADVENT HEALTH - TAMPA		110	201	65%	311
NORTH SHORE LIJ URGENT CARE PC		303	7	2%	310
COASTAL URGENT CARE		260	50	16%	310
EDEN SPRINGS NURSING AND REHAB CENTER		300	9	3%	309
VITAS HEALTHCARE CORPORATION OF FLA		307	2	1%	309
PENSACOLA PEDIATRICS		250	57	19%	307
GENESIS MEDICAL LABORATORY MIAMI FL.		83	222	73%	305

# COVID-19: testing by laboratory

Data through Nov 26, 2020 verified as of Nov 27, 2020 at 09:25 AM

Data in this report are provisional and subject to change.

The numbers in the table below represent the number of Florida and non-Florida residents for whom test results were received by the Department of Health. A person can be tested by more than one laboratory and can have both positive and negative results. **Therefore, the sum of the numbers in each column will be larger than the total number of people tested.**

Reporting lab	Inconclusive	Negative	Positive	Percent positive	Total
MANOR AT CARPENTERS		285	19	6%	304
WEST GABLES HEALTH CARE CENTER		298	6	2%	304
HEALTH CENTER AT BRENTWOOD	1	294	8	3%	303
ADVENT HEALTH CENTRA CARE - LEESBURG		13	290	96%	303
MINUTECLINIC LLC #5249		266	36	12%	302
PARAMOUNT URGENT CARE		68	233	77%	301
BALDWIN PEDIATRICS	1	286	14	5%	301
USAFSAM/PHE		173	128	43%	301
VETERANS AFFAIRS MEDICAL CENTER		38	262	87%	300
UR MEDICINE LABS- CENTRAL LABORATORY		288	9	3%	297
CORE DIAGNOSTIC LABORATORIES LLC		220	77	26%	297
PALM GARDEN OF PORT SAINT LUCIE		294	2	1%	296
TREE HOUSE PEDIATRICS		263	29	10%	292
HILLCREST HEALTH CARE & REHABILITATION CENTER		289	2	1%	291
NORTHWEST MEDICAL CENTER CLINICAL LABORATORY		175	115	40%	290
ADVENTHEALTH CENTRA CARE WINTER PARK		269	21	7%	290
MIDWAY SPECIALTY CARE CENTER	3	174	113	39%	290
SIPARADIGM, DIAGNOSTIC INFORMATICS		273	16	6%	289
AUBURN UNIVERSITY MEDICAL CLINIC		227	62	21%	289
VALENCIA HILLS HEALTH AND REHABILITATION CENTER		286	2	1%	288
ADDICTION LABS OF AMERICA	1	254	32	11%	287
MEDICAL FP – WHOLE FAMILY HEALTH CENTER		278	9	3%	287
NAVAL HOSPITAL - JACKSONVILLE		40	247	86%	287
ED FRASER MEMORIAL HOSPITAL		220	66	23%	286
ST ANDREWS BAY SKILLED NURSING & Plantation Bay Rehabilitation Center		285			285
VETERANS AFFAIRS MEDICAL CENTER - GAINESVILLE		2	283	99%	285
LIFE CARE CENTER OF HILLIARD		279	5	2%	284
MEDSCAN LABORATORY INC	1	158	125	44%	284
BROWNWOOD CARE CENTER		266	17	6%	283
ADVENTHEALTH CENTRA CARE DR PHILLIPS		260	23	8%	283
SANTA ROSA CENTER FOR REHABILITATION AND HEALING		278	3	1%	281
WOODLANDS MEDICAL SPECIALISTS		232	47	17%	279
UHEALTH CLINIC AT WALGREENS		233	46	16%	279
LIFE CARE CENTER OF ORANGE PARK		277	1	0%	278
SOLARIS HEALTHCARE PALATKA		275	2	1%	277
PRUITT HEALTH-SANTA ROSA		275	2	1%	277
BOCA BIOLISTICS REFERENCE LABORATORY	2	185	90	32%	277
ADVENT HEALTH CENTRA CARE - LAKE MARY		82	193	70%	275
MINUTECLINIC LLC #5069		249	25	9%	274
RUSKIN HEALTH CENTER		166	108	39%	274
BIOCEPT		257	16	6%	273
LIFE CARE CENTER OF OCALA		272			272
FERNANDINA BEACH REHAB AND NURSING		272			272
ADVENTHEALTH CENTRA CARE SANFORD		248	24	9%	272
CORAL TRACE HEALTH CARE		270	1	0%	271

# COVID-19: testing by laboratory

Data through Nov 26, 2020 verified as of Nov 27, 2020 at 09:25 AM

Data in this report are provisional and subject to change.

The numbers in the table below represent the number of Florida and non-Florida residents for whom test results were received by the Department of Health. A person can be tested by more than one laboratory and can have both positive and negative results. **Therefore, the sum of the numbers in each column will be larger than the total number of people tested.**

Reporting lab	Inconclusive	Negative	Positive	Percent positive	Total
FLORIDA HOSPITAL WAUCHULA		174	97	36%	271
SPECIALTY HEALTH AND REHABILITATION CENTER		246	23	9%	269
ADVENTHEALTH CENTRA CARE WATERFORD LAKES		218	50	19%	268
LAKELAND REGIONAL HEALTH SYSTEMS INC		2	266	99%	268
KEYS AHEC SCHOOL MEDICAL CLINIC	3	238	26	10%	267
INDIAN RIVER CTR, LLC		255	12	4%	267
NORTH FLORIDA REHABILITATION & SPECIALTY CARE		265	1	0%	266
DOCTORS URGENT CARE OF LUTZ LLC		183	80	30%	263
The Manor at Blue Water Bay		261	2	1%	263
FISHERMENS HOSPITAL CLINICAL LAB		245	16	6%	261
BALDOMERO LOPEZ STATE VETERANS NURSING HOME	2	257	1	0%	260
BRIDGEWATER PARK HEALTH AND REHAB		257	3	1%	260
PALMETTO SUBACUTE CARE CENTER		258	2	1%	260
CLIFFORD CHESTER SIMS VA NURSING HOME		251	8	3%	259
ADVENTHEALTH CENTRA CARE UNIVERSITY		248	11	4%	259
CONSULATE HEALTHCARE OF KISSIMMEE		247	11	4%	258
FLORIDA WOMAN CARE LABORATORY LLC		232	26	10%	258
FLORIDA HOSPITAL MEDICAL GROUP		217	41	16%	258
ADVENT HEALTH CENTRA CARE - TITUSVILLE		43	215	83%	258
EMERALD SHORES HEALTH AND REHABILITATION		220	37	14%	257
LIFEBRITE	1	112	143	56%	256
ADVENTHEALTH CENTRA CARE LEE ROAD		239	17	7%	256
SOLARIS HEALTHCARE CHARLOTTE HARBOR		250	5	2%	255
ADVENT HEALTH CENTRA CARE - PALM COAST		36	218	86%	254
MINUTECLINIC LLC, #10357		252	1	0%	253
AURORA DIAGNOSTICS BERNHARDT LABORATORIES PATHOLOGY SERVICE		190	62	25%	252
VILLAGE AT VIENNA SQUARE,THE	6	244	1	0%	251
COVANCE CLINICAL RESEARCH UNIT INC		249	2	1%	251
CRESTVIEW REHABILITATION CENTER		129	122	49%	251
BIOCERNA LLC	8	186	56	22%	250
QUALITOX LABORATORIES		105	144	58%	249
FLORIDA HOSPITAL HEARTLAND MED CTR LAKE PLACID		187	62	25%	249
MEDICAL VB		221	27	11%	248
MINUTECLINIC LLC #5253		232	15	6%	247
ADVENT HEALTH - CELEBRATION		235	12	5%	247
GOLDEN GLADES NURSING & REHABILITATION CTR		246			246
MARTIN MEMORIAL MEDICAL CENTER LAB		128	118	48%	246
SHELL POINT VILLAGE MEDICAL CENTER		246			246
HAINES CITY REHABILITATION AND NURSING CENTER		244	1	0%	245
BAPTIST HEALTH EMERGENCY CENTER AT WEST CORAL WAY		187	57	23%	244
ROSEWOOD HEALTHCARE & REHABILITATION CENTER		239	4	2%	243
ADVENTHEALTH CENTRA CARE MOUNT DORA		205	38	16%	243
AHCC WESLEY CHAPEL		214	28	12%	242
JACKSON MEMORIAL PERDUE MEDICAL CENTER		235	7	3%	242
BUENA VISTA URGENT CARE		211	31	13%	242
ADVENTHEALTH CENTRA CARE CLERMONT		214	26	11%	240

# COVID-19: testing by laboratory

Data through Nov 26, 2020 verified as of Nov 27, 2020 at 09:25 AM

Data in this report are provisional and subject to change.

The numbers in the table below represent the number of Florida and non-Florida residents for whom test results were received by the Department of Health. A person can be tested by more than one laboratory and can have both positive and negative results. **Therefore, the sum of the numbers in each column will be larger than the total number of people tested.**

Reporting lab	Inconclusive	Negative	Positive	Percent positive	Total
PRIMARY CARE SERVICES AT ST ANDREWS ESTATES		239			239
LIFE CARE CENTER OF NEW PORT RICHEY		226	13	5%	239
MINUTECLINIC LLC #3463		210	28	12%	238
ADVENTHEALTH CENTRA CARE APOPKA		200	38	16%	238
GOOD SAMARITAN		236	1	0%	237
MINUTECLINIC LLC #7886		221	16	7%	237
ADVENTHEALTH CENTRA CARE LAKE MARY		214	23	10%	237
FORT MYERS INTERNAL MEDICINE, LLC		216	21	9%	237
PHYSICIANS REGIONAL WALK-IN		173	63	27%	236
MED FAST URGENT CARE CENTER		4	232	98%	236
ASCEND CLINICAL	2	228	5	2%	235
ADVENTIST HEALTH SYSTEMS, SUNBELT INC		210	24	10%	234
ADVENTHEALTH CENTRA CARE ST CLOUD		197	36	15%	233
SOLARIS HEALTHCARE PARKWAY	1	230	1	0%	232
ADVENTHEALTH CENTRA CARE ORANGE LAKE		211	21	9%	232
QUICK CARE MED PL	2	213	16	7%	231
KEY WEST HEALTH AND REHAB	1	225	4	2%	230
HARBOUR HEALTH CENTER		227	2	1%	229
Quest Diag Unspecifd		164	65	28%	229
ADVENT HEALTH CENTRA CARE - ALTAMONTE SPRINGS		136	91	40%	227
SIGNATURE HEALTHCARE OF BROOKWOOD GARDENS		226			226
MINI ER WATERFORD LAKES, THE		205	21	9%	226
THE PRESERVE		225			225
LIFE CARE CENTER AT WELLS CROSSING		212	13	6%	225
LEHIGH VALLEY GENOMICS			224	100%	224
Abbey Delray		223			223
NORTH FLORIDA PEDIATRICS PA - SUWANNEE		166	55	25%	221
ST JUDE CHILDREN'S RESEARCH HOSPITAL		209	12	5%	221
HEALTH FIRST ADVENTHEALTH CENTRA CARE GATEWAY		204	16	7%	220
VETERANS AFFAIRS MEDICAL CENTER - LAKE CITY		52	167	76%	219
ADVENTHEALTH CENTRA CARE LAKELAND		203	16	7%	219
FAST TRACK URGENT CARE CENTER		1	218	100%	219
ADVENTHEALTH CENTRA CARE SAND LAKE		194	24	11%	218
SOUTHERN OAKS CARE CENTER	1	214	2	1%	217
ADVENTHEALTH CENTRA CARE KISSIMMEE		186	28	13%	214
AVELLINO LAB USA, INC	1	207	5	2%	213
DOH - INDIAN RIVER		180	33	15%	213
LAKE PORT SQUARE		200	13	6%	213
Marshall Health and Rehabilitation Center		211	2	1%	213
POCONO MEDICAL CENTER		212			212
SHORE ACRES CARE CENTER		205	7	3%	212
OCEAN VIEW NURSING AND REHAB CENTER		199	9	4%	208
Point of Care Testing	1	81	125	60%	207
APP-UNIPATH, LLC	1	196	9	4%	206
VITAS LUTHERAN TOWERS INPATIENT PROGRAM		203	1	0%	204
ROSEWOOD HEALTH AND REHABILITATION CENTER		197	5	2%	202



# COVID-19: testing by laboratory

Data through Nov 26, 2020 verified as of Nov 27, 2020 at 09:25 AM

Data in this report are provisional and subject to change.

The numbers in the table below represent the number of Florida and non-Florida residents for whom test results were received by the Department of Health. A person can be tested by more than one laboratory and can have both positive and negative results. **Therefore, the sum of the numbers in each column will be larger than the total number of people tested.**

Reporting lab	Inconclusive	Negative	Positive	Percent positive	Total
MOORINGS PARK INSTITUTE, INC, THE		199	3	1%	202
MINUTECLINIC LLC #5854		178	24	12%	202
ACCESS POINT HEALTHCARE URGENT & PRIMARY CARE		145	57	28%	202
MEDONE URGENT CARE AT ST. AUGUSTINE		64	137	68%	201
VAMC WEST PALM LAB		5	196	98%	201
BUREAU OF CLINICAL LABORATORIES		165	36	18%	201
CONSULATE HEALTH CARE OF WINTER HAVEN		201			201
ADVENTHEALTH CENTRA CARE AZALEA PARK		177	24	12%	201
HOMESTEAD VILLAGE		199	2	1%	201
COMMUNITY HEALTH CENTERS OF PINELLAS, INC.		3	197	99%	200
LAKE EUSTIS HEALTH AND REHABILITATION CENTER		200			200
PATHGROUP LABS LLC		94	104	53%	198
CLIFFORD CHESTER SIMS STATE VETERANS		197	1	1%	198
PALM GARDEN OF GAINESVILLE	2	192	2	1%	196
Taylor Care Center		194	2	1%	196
FULGENT GENETICS	2	160	34	17%	196
ADVENTHEALTH CENTRA CARE ALTAMONTE		181	15	8%	196
TREASURE COAST COMMUNITY HEALTH	2	174	19	10%	195
ADVENTHEALTH CENTRA CARE PORT ORANGE		173	22	11%	195
PARKS HEALTHCARE & REHABILITATION CTR	4	191			195
CHIPOLA HEALTH AND REHAB		189	6	3%	195
MALABAR/ADVENT CENTRA CARE		25	170	87%	195
FAST TRACK URGENT CARE CENTER - CARROLLWOOD		1	194	99%	195
MEDEXPRESS URGENT CARE LEHIGH ACRES		143	50	26%	193
LIFE CARE PONTE VEDRA INC		191	2	1%	193
BENTON PEDIATRICS INC		174	18	9%	192
HARDEE MANOR HEALTH CARE CENTER	1	189	1	1%	191
PATIENTS FIRST LAKE ELLA MEDICAL CENTER		175	16	8%	191
MAYFLOWER ASSISTED LIVING		191			191
DOCTORS CENTER,THE		152	35	19%	187
MANOR CARE HEALTH SERVICES - FT MYERS		186	1	1%	187
SUNRISE DIAGNOSTIC LABORATORY		134	53	28%	187
BAY VILLAGE OF SARASOTA INC		186	1	1%	187
PROTEUS MOLECULAR AND CLINICAL LAB	1	144	42	22%	187
PLANTATION NURSING & REHAB CENTER		186			186
GRAND COURT TAMPA		186			186
RAINBOW RIVER MEDICAL LABORATORY		165	21	11%	186
PARAMOUNT URGENT CARE VILLAGES		128	57	31%	185
FLORIDA CLINICAL LABORATORY-BIOREFERENCE LABORATORIES		61	123	67%	184
MEDEXPRESS URGENT CARE - VERO BEACH		96	88	48%	184
CONSULATE HEALTHCARE OF VERO BEACH	11	164	9	5%	184
ST. JAMES BAY HEALTH AND REHABILITATION CENTER		183	1	1%	184
renaissance health and rehabilitation center		182	1	1%	183
OAK HAMMOCK AT THE UNIVERSITY OF FLORIDA		183			183
ROSEN MEDICAL CENTER		167	15	8%	182
DOCTORS URGENT CARE		114	68	37%	182

# COVID-19: testing by laboratory

Data through Nov 26, 2020 verified as of Nov 27, 2020 at 09:25 AM

Data in this report are provisional and subject to change.

The numbers in the table below represent the number of Florida and non-Florida residents for whom test results were received by the Department of Health. A person can be tested by more than one laboratory and can have both positive and negative results. **Therefore, the sum of the numbers in each column will be larger than the total number of people tested.**

Reporting lab	Inconclusive	Negative	Positive	Percent positive	Total
ADVENT HEALTH CENTRA CARE -WINTER PARK KIDS URGENT CARE		119	62	34%	181
ASAP LAB LLC		95	86	48%	181
ST JAMES HEALTH AND REHABILITATION CENTER		177	1	1%	178
BLOCK, NATION, CHASE, AND SMOLEN FAMILY MEDICINE		131	47	26%	178
ADVENTHEALTH CENTRA CARE LONGWOOD		166	12	7%	178
ELLENTON PEDIATRICS		162	15	8%	177
HEALTH FIRST ADVENTHEALTH CENTRA CARE TITUSVILLE		160	16	9%	176
FAIRWAY OAKS CENTER LLC	4	169	2	1%	175
ADVENTHEALTH CENTRA CARE OVIEDO		147	28	16%	175
WILLISTON CARE CENTER		175			175
Bay Breeze Senior Living and Rehabilitation Center		175			175
BLOUNTSTOWN REHABILITATION CENTER LLC		167	8	5%	175
Consulate Health Care of St. Petersburg		174			174
NEO GENOMICS - FORT MYERS	1	169	4	2%	174
GATEWAY/ADVENT CENTRA CARE		2	172	99%	174
CENTRA CARE - AZALEA PARK		98	76	44%	174
TUSKAWILLA NURSING AND REHAB CENTER	2	168	3	2%	173
PALM GARDEN OF VERO BEACH		171	2	1%	173
Premier Place at The Glenview		168	5	3%	173
DIAMOND RIDGE HEALTH AND REHABILITATION CENTER		169	3	2%	172
BROWARD NURSING & REHABILITATION CTR	1	169	1	1%	171
HERON POINTE HEALTH AND REHABILITATION		171			171
ADVENT HEALTH CENTRA CARE - ORMOND BEACH		63	108	63%	171
ORANGE COUNTY HEALTH DEPT		164	7	4%	171
PARAMOUNT URGENT CARE - CLERMONT		142	29	17%	171
ADVENT HEALTH CENTRA CARE - WESLEY CHAPEL		4	166	98%	170
GANDY CROSSING CARE CENTER		163	6	4%	169
TIERRA PINES CENTER		168	1	1%	169
PANAMA CITY DEVELOPMENTAL CENTER		168			168
LEE HEALTH CONVENIENT CARE - PAGE FIELD		128	40	24%	168
BAPTIST HEALTH PRIMARY CARE	1	132	34	20%	167
VILLAGE DOCTORS FAMILY MEDICAL CENTER OF		139	27	16%	166
ADVENT HEALTH CENTRA CARE - DAYTONA BEACH		89	77	46%	166
PALMS OF SEBRING		154	12	7%	166
FLORIDA GULF COAST UNIVERSITY		35	131	79%	166
POLK COUNTY HEALTH DEPARTMENT		150	16	10%	166
PCB CLINIC		122	44	27%	166
TGH		1	164	99%	165
LabCorp (Non-Interfaced)	1	91	73	44%	165
HEALTH FIRST ADVENTHEALTH CENTRA CARE COCOA		145	20	12%	165
ADVENT HEALTH CENTRA CARE - OVIEDO		63	101	62%	164
RICARDO NAVARRO DO PA		154	10	6%	164
NIGHT LITE PEDIATRICS WINTER GARDEN		142	22	13%	164
ADVENTHEALTH CENTRA CARE COLONIAL TOWN		144	20	12%	164
BRADENTON HEALTH CARE		163			163
ANY LAB TEST NOW	1	89	73	45%	163

# COVID-19: testing by laboratory

Data through Nov 26, 2020 verified as of Nov 27, 2020 at 09:25 AM

Data in this report are provisional and subject to change.

The numbers in the table below represent the number of Florida and non-Florida residents for whom test results were received by the Department of Health. A person can be tested by more than one laboratory and can have both positive and negative results. **Therefore, the sum of the numbers in each column will be larger than the total number of people tested.**

Reporting lab	Inconclusive	Negative	Positive	Percent positive	Total
USA HEALTH UNIVERSITY HOSPITAL CLINICAL LABORATORY	1	160	2	1%	163
CREEKSIDE CARE CENTER		139	24	15%	163
Stacey Health Care Centers Inc. dba Riverside Care Center		162			162
TIDE LABORATORIES		135	27	17%	162
TRI COUNTY NURSING HOME		160	1	1%	161
ORCHARD PARK HEALTH & REHABILITATION		161			161
LUTHERAN HAVEN		159	2	1%	161
HEALTH FIRST - HOLMES REGIONAL MEDICAL CENTER		1	159	99%	160
Colonial Lakes Health Care		160			160
GREENBRIAR REHABILITATION AND NURSING CENTER	1	159			160
NSPIRE HEALTHCARE MIAMI LAKES		153	6	4%	159
Boynton Beach Rehabilitation Center	1	158			159
WUESTHOFF REF LABORATORY			158	100%	158
UNIVERSITY OF TAMPA STUDENT HEALTH AND SHC CLINICAL LABORATORY		33	124	79%	157
CITRUS NURSING CENTER LLC		151	6	4%	157
ARCHER HEALTH VENTURES, LLC		156			156
PALM GARDEN OF JACKSONVILLE		152	4	3%	156
W FRANK WELLS NURSING HOME		148	8	5%	156
THE MANOR AT CARPENTERS		124	32	21%	156
TIMBERRIDGE NURSING HOME & REHAB		123	32	21%	155
MANOR OAKS NURSING & REHAB CENTER		154	1	1%	155
MINUTECLINIC LLC #5190		137	18	12%	155
PRUITT HEALTH		153	2	1%	155
CONSULATE HEALTH CARE OF BAYONET POINT	3	150	1	1%	154
LABORATORY SPECIALISTS OF MICHIGAN		19	134	88%	153
ARCPPOINT LABS OF CORAL SPRINGS FL		139	14	9%	153
PALMETTO FACILITY INC	1	151			152
LYNN HAVEN SPORTS COMPLEX-WALKON CLINIC		18	134	88%	152
BAPTIST PRIMARY CARE	1	130	20	13%	151
ROLLINS COLLEGE WELLNESS CENTER		35	116	77%	151
BROOKSVILLE HEALTHCARE CENTER LLC		148	1	1%	149
PARKLANDS FACILITY INC	1	148			149
SPRINGTREE REHAB & HEALTH CARE CENTER		149			149
MANOR CARE NURSING CENTER OF SARASOTA FL LLC		145	4	3%	149
BOND AND STEELE CLINIC PA		42	106	72%	148
DIAMOND RIDGE		147	1	1%	148
MEDFAST URGENT CARE - ROCKLEDGE		25	122	83%	147
SIGNATURE HEALTHCARE OF NORTH FLORIDA		145	2	1%	147
ADVENT HEALTH CENTRA CARE - ST. CLOUD		131	15	10%	146
Bayside Care Center	1	139	4	3%	144
NADAL PEDIATRICS - VICTORIA STREET (3385)		124	20	14%	144
PRECISION HEALTH RESOURCES, LLC	1	132	11	8%	144
HOSPITAL FOR SPECIAL SURGERY		143	1	1%	144
SPECTOR SCIENTIFIC LAB	1	33	108	76%	142
VETERANS AFFAIRS MEDICAL CENTER - MIAMI			142	100%	142
ENGLEWOOD HEALTHCARE AND REHABILITATION CENTER		141			141

# COVID-19: testing by laboratory

Data through Nov 26, 2020 verified as of Nov 27, 2020 at 09:25 AM

Data in this report are provisional and subject to change.

The numbers in the table below represent the number of Florida and non-Florida residents for whom test results were received by the Department of Health. A person can be tested by more than one laboratory and can have both positive and negative results. **Therefore, the sum of the numbers in each column will be larger than the total number of people tested.**

Reporting lab	Inconclusive	Negative	Positive	Percent positive	Total
FAWCETT MEMORIAL HOSPITAL-LAB		39	102	72%	141
BEAR CREEK NURSING CENTER		140			140
ADVENTHEALTH CENTRA CARE SOUTH ORANGE		117	23	16%	140
The Inn at Sarasota Bay Club		138	1	1%	139
FORT PIERCE HEALTH CARE		138			138
ADVENT HEALTH CENTRA CARE - CARROLLWOOD		1	137	99%	138
HEALTH FIRST ADVENTHEALTH CENTRA CARE MALABAR		116	22	16%	138
AMERICAN PATHOLOGY PARTNERS		136	1	1%	137
PPC-LAB EDI ORCHARD BI		129	8	6%	137
NSPIRE HEALTHCARE LAUDERHILL		134	3	2%	137
MANOR AT BLUEWATER BAY		131	5	4%	136
GROWING TOGETHER PEDIATRICS LLC		132	4	3%	136
AZALEA TRACE		130	5	4%	135
Life Care Center of Punta Gorda	1	130	4	3%	135
CITRUS HEALTH AND REHAB		116	19	14%	135
TAMARAC REHABILITATION & HEALTH CENTER		135			135
DOCTORS MEMORIAL FAMILY MEDICINE	2	93	40	30%	135
PALM GARDEN OF WEST PALM BEACH□		123	12	9%	135
IRL MARKET LAB ALACHUA		104	31	23%	135
HEALTHY STEPS PEDIATRICS		121	13	10%	134
Destin Healthcare and Rehabilitation Center		133	1	1%	134
PALM GARDEN OF AVENTURA		134			134
BAYFRONT HEALTH MEDICAL GROUP		106	28	21%	134
HARDEE COUNTY HEALTH DEPARTMENT		106	28	21%	134
JACKSONVILLE BEACH PEDIATRIC CARE CENTER□		124	9	7%	133
URGENT CARE OF THE PALM BEACHES		2	131	98%	133
PALM BEACH COUNTY HEALTH DEPT LAB	1	130	2	2%	133
MYTEST DIAGNOSTICS		129	4	3%	133
PORT ST LUCIE REHABILITATION AND HEALTHCARE		98	35	26%	133
BAYVIEW CENTER		132	1	1%	133
MEDFAST URGENT CARE - MELBOURNE			132	100%	132
TALLAHASSEE NHHI LLC		131	1	1%	132
EDGEWOOD NURSING CENTER		131	1	1%	132
SIGNATURE HEALTHCARE AT THE COURTYARD		96	35	27%	131
INTEGRATED REGIONAL LABORATORIES		119	12	9%	131
CORAL BAY HEALTHCARE AND REHABILITATION		131			131
THE REHABILITATION CENTER OF LAKE CITY		127	4	3%	131
URGENT CARE OF THE PALM BEACHES, NORTH PALM BEACH			130	100%	130
LABORATORY OF FLORIDA		80	50	38%	130
MEMPHIS PATHOLOGY LABORATORY	1	124	5	4%	130
ORLANDO HEALTH EMERGENCY DEPARTMENT		122	7	5%	129
RULEME CENTER	1	127	1	1%	129
KEYSTONE REHAB		129			129
CONSULATE HEALTH CARE OF MELBOURNE		129			129
BMHSI-AEL MICROBIOLOGY LABORATORY	2	102	25	19%	129
ADVENT HEALTH CENTRA CARE - DELAND		28	101	78%	129

# COVID-19: testing by laboratory

Data through Nov 26, 2020 verified as of Nov 27, 2020 at 09:25 AM

Data in this report are provisional and subject to change.

The numbers in the table below represent the number of Florida and non-Florida residents for whom test results were received by the Department of Health. A person can be tested by more than one laboratory and can have both positive and negative results. **Therefore, the sum of the numbers in each column will be larger than the total number of people tested.**

Reporting lab	Inconclusive	Negative	Positive	Percent positive	Total
PRECISION HEALTH RESOURCES LLC		99	30	23%	129
MANDARIN PEDIATRICS		124	4	3%	128
CENTRACARE		17	111	87%	128
CAYUGA MEDICAL CENTER AT ITHACA		125	3	2%	128
GENE BY GENE		61	66	52%	127
ADVENT HEALTH CENTRA CARE - COLONIAL TOWN		80	47	37%	127
FORT WALTON REHABILITATION CENTER		94	33	26%	127
HOMESTEAD MANOR		125	1	1%	126
Signature HealthCare Center of Waterford		124	2	2%	126
Rehabilitation Center for Park Place LLC		124			124
THE CLUB AND REHABILITATION CENTER		123	1	1%	124
ALL SEASONS NAPLES LLC		124			124
HEATHER HILL HEALTHCARE CENTER		120	4	3%	124
HUNT CLUB PEDIATRIC ASSOCIATES, P.A.		105	19	15%	124
COMMUNITY HEALTH AND REHABILITATION CENTER		120	4	3%	124
REFUAH HEALTH CENTER LABORATORY		120	3	2%	123
AVENTURA REHAB AND NURSING CENTER		123			123
ADVENT HEALTH CENTRA CARE - LONGWOOD		22	101	82%	123
WOMEN'S CARE FLORIDA LABORATORY		120	3	2%	123
BREVARD HEALTH ALLIANCE		5	118	96%	123
Consulate Health Care of North Fort Myers		122			122
EDGEWATER AT WATERMAN VILLAGE,THE		122			122
LIFE CARE CENTER OF ALTAMONTE SPRINGS		102	20	16%	122
SABAL PALMS HEALTH AND REHAB		86	36	30%	122
PALM BAY HOSPITAL		3	118	98%	121
PARKVIEW HEALTH		121			121
GRAVITY DIAGNOSTICS, LLC		35	86	71%	121
ALLSOUTH URGENT CARE			121	100%	121
MILLENNIUM LAB SERVICES			120	100%	120
PALM GARDEN OF TAMPA		120			120
GENETWORKX		16	103	87%	119
ADVANCED MEDICAL CENTER		86	33	28%	119
BAYSIDE HEALTH AND REHABILITATION CENTER		118			118
TRI-COUNTY NURSING HOME		114	4	3%	118
MATHISON RETIREMENT COMMUNITY		114	4	3%	118
PruittHealth Santa Rosa		115	3	3%	118
MICHAEL A MIDDLETON MD PA		116	2	2%	118
MEDIPATH		4	113	97%	117
MEDFAST URGENT CARE CENTER - TITUSVILLE			117	100%	117
ELMHURST HOSPITAL CENTER	1	113	3	3%	117
FLORIDA DEPARTMENT OF HEALTH		101	16	14%	117
WILLOW BROOKE COURT AT INDIAN RIVER ESTATES		115	1	1%	116
FHMG-FLORIDA HOSPITAL MEDICAL GROUP		97	19	16%	116
STARKE FAMILY MEDICAL CENTER		102	14	12%	116
UNITED CLINICAL LABORATORIES		106	9	8%	115
GOOD SAMARITAN SOCIETY-DAYTONA		113	1	1%	114

# COVID-19: testing by laboratory

Data through Nov 26, 2020 verified as of Nov 27, 2020 at 09:25 AM

Data in this report are provisional and subject to change.

The numbers in the table below represent the number of Florida and non-Florida residents for whom test results were received by the Department of Health. A person can be tested by more than one laboratory and can have both positive and negative results. **Therefore, the sum of the numbers in each column will be larger than the total number of people tested.**

Reporting lab	Inconclusive	Negative	Positive	Percent positive	Total
NEIGHBORHOOD MEDICAL CENTER		108	5	4%	113
PALM HARBOR PHARMACY		95	17	15%	112
COASTAL HEALTH AND REHAB		110	2	2%	112
AMERICAN FINNISH NURSING HOME	1	111			112
ALLIED HEALTH FORT PIERCE		112			112
CLARIDGE HOUSE NURSING CENTER		107	5	4%	112
TERRACES OF LAKE WORTH CARE CENTER		112			112
TARPON POINT NURSING AND REHABILITATION CENTER		111			111
ETHOS WELLNESS PHARMACY		102	9	8%	111
ADVENT HEALTH CENTRA CARE - UNIVERSITY		16	95	86%	111
OPTUM LABS LLC		61	49	45%	110
DXTERITY DIAGNOSTICS	1	107	2	2%	110
MATHISON RETIREMENT COMMUNITY, INC		110			110
COCOA BEACH/ADVENT CENTRA		6	104	95%	110
PADDOCK RIDGE		110			110
LAB CORP	1	67	42	38%	110
LONGWOOD HEALTH AND REHABILITATION CENTER		103	6	6%	109
Heritage Healthcare at Tallahassee		108	1	1%	109
SILVERCREST HEALTH AND REHABILITATION CENTER	3	104	2	2%	109
HILLSBOROUGH COUNTY DEVELOPMENTAL CTR	1	108			109
MEDFAST URGENT CARE CENTER - SARNO			108	100%	108
MEDEXPRESS URGENT CARE HUDSON			108	100%	108
BAYFRONT HEALTH ER PINELLAS PARK	1	71	36	33%	108
ADVENTIST HEALTH SYSTEMS SUNBELT IN DBA		101	6	6%	107
AMERICAN RESEARCH LABS		4	103	96%	107
Chatsworth at PGA National, LLC		107			107
MEDEXPRESS LUTZ		1	106	99%	107
ADVENT HEALTH CENTRA CARE - AZALEA PARK		91	16	15%	107
TUSCAN GARDENS OF VENETIA MANAGEMENT COMPANY		105	1	1%	106
GRAND OAKS HEALTH & REHABILITATION		106			106
ADVENTHEALTH CENTRA CARE KIDS LAKE MARY		98	8	8%	106
WILLOWBROOKE COURT AT EDGEWATER POINTE ESTATES		105			105
FL HUD DESTIN, LLC D/B/A GRAND BOULEVARD HEALTH		105			105
24 HOUR PEDIATRIC CARE CENTER		101	4	4%	105
REGENCY CARE OF BLOUNTSTOWN LLC		100	5	5%	105
PEDIATRICS OF CENTRAL FLORIDA PA	3	97	5	5%	105
MIDWAY SPECIALLY CARE CENTER		52	53	50%	105
SUWANNEE VALLEY NURSING CENTER		105			105
NORTH FLORIDA/SOUTH GEORGIA VETERANS HEALTH SYSTEM			105	100%	105
ARTHREX MEDICAL CENTER		38	66	63%	104
BAY VIEW HEALTHCARE		85	19	18%	104
ADVENT HEALTH CENTRA CARE - BRANDON		29	75	72%	104
PROHEALTH MEDICAL CLINIC		1	102	99%	103
HEART OF FLORIDA REGIONAL MED CTR		32	71	69%	103
Consulate Healthcare of West Palm Beach		100	3	3%	103
ADVENT HEALTH CENTRA CARE - SANFORD		28	75	73%	103

# COVID-19: testing by laboratory

Data through Nov 26, 2020 verified as of Nov 27, 2020 at 09:25 AM

Data in this report are provisional and subject to change.

The numbers in the table below represent the number of Florida and non-Florida residents for whom test results were received by the Department of Health. A person can be tested by more than one laboratory and can have both positive and negative results. **Therefore, the sum of the numbers in each column will be larger than the total number of people tested.**

Reporting lab	Inconclusive	Negative	Positive	Percent positive	Total
LabCorp L#09258090 M#09258105		69	34	33%	103
HMA SANTA ROSA MEDICAL CENTER LLC DBA		93	10	10%	103
UNIVERSITY MEDICAL CENTER SUITES		90	12	12%	102
CENTRA CARE - HUNTER'S CREEK		46	56	55%	102
MINUTECLINIC DIAGNOSTIC OF RHODE ISLAND, LLC #729		98	4	4%	102
GLADES HEALTH CARE CENTER		101			101
HOPE HOSPICE AND COMMUNITY SERVICES INC	1	97	3	3%	101
GRAVITY DIAGNOSTICS		41	60	59%	101
EVANS HEALTH CARE		99	2	2%	101
ARBOR FACILITY INC		100			100
CAPE CANAVERAL HOSPITAL			100	100%	100
PALM GARDEN OF CLEARWATER		95	4	4%	99
PROVIDENCE HOSPITAL LABORATORY		94	5	5%	99
CLINICAL PATHOLOGY LABS		1	98	99%	99
CARENOW URGENT CARE - FORT PIERCE		86	13	13%	99
MOBILE INFIRMARY MED CENTER PATH LAB		88	11	11%	99
ARCADIA HEALTH AND REHABILITATION CENTER		99			99
CARENOW	1	64	33	34%	98
CENTRAL FLORIDA HEALTH CARE		46	52	53%	98
COQUINA CENTER		97	1	1%	98
Shoal Creek Rehabilitation Center		71	27	28%	98
DOCTOR'S IN HOUSE LABORATORY		12	86	88%	98
SILVER CREEK SENIOR LIVING COMMUNITY		98			98
PERSONALIZED GENETIC TESTING		13	84	87%	97
PruittHealth Panama City		97			97
FLORIDA COMMUNITY HEALTH CENTERS INC			97	100%	97
PARRISH MEDICAL CENTER		24	73	75%	97
POINT WASHINGTON MEDICAL CLINIC		1	96	99%	97
HEALTH CENTERS AT BRENTWOOD		96	1	1%	97
BAYSHORE MEMORY CARE		96			96
ADVENT HEALTH CENTRA CARE		1	95	99%	96
ASTON GARDENS AT PELICAN MARSH		95	1	1%	96
MEDFAST URGENT CARE CENTER - COCOA BEACH			95	100%	95
GLOBAL CENTRAL LABS AT PPD	2	87	6	6%	95
THE TERRACE OF KISSIMMEE		80	15	16%	95
DIAGNOSTIC SOLUTIONS		3	91	97%	94
SUNFLOWER SPRINGS ASSISTED LIVING		91	3	3%	94
DOC SMILEYS URGENT CARE LLC		58	36	38%	94
CHATHAM GLEN HEALTHCARE AND REHABILITATION CENTER		94			94
DEPARTMENT OF HEALTH & HUMAN SERVICES		94			94
PEDIATRIC ASSOCIATES ORLANDO		81	13	14%	94
Parkview Rehabilitation Center at Winter Park		91	2	2%	93
WOODBIDGE FACILITY INC		92	1	1%	93
LAKELAND REGIONAL HEALTH - PWC/OB		7	86	92%	93
MEDFAST URGENT CARE - TITUSVILLE			93	100%	93
LITTLE PINE PEDIATRICS		75	18	19%	93

# COVID-19: testing by laboratory

Data through Nov 26, 2020 verified as of Nov 27, 2020 at 09:25 AM

Data in this report are provisional and subject to change.

The numbers in the table below represent the number of Florida and non-Florida residents for whom test results were received by the Department of Health. A person can be tested by more than one laboratory and can have both positive and negative results. **Therefore, the sum of the numbers in each column will be larger than the total number of people tested.**

Reporting lab	Inconclusive	Negative	Positive	Percent positive	Total
PHYSICIANS REGIONAL CLINIC		82	11	12%	93
WIMAUMA COMMUNITY HEALTH CENTER		73	20	22%	93
EAST LAKE PEDIATRICS		53	38	42%	91
ABBOTT LABORATORIES		60	31	34%	91
CARRINGTON PLACE OF ST PETE LLC		90	1	1%	91
UNIVERSITY OF MIAMI		1	90	99%	91
FLORIDA HEALTH CARE PLANS			91	100%	91
MEADOWCREST FAMILY PHYSICIANS		69	21	23%	90
MAIN STREET MEDICAL CENTER			90	100%	90
NCRNC INC		90			90
FAIR HAVENS CENTER, OPCO		88	2	2%	90
SEMINOLE NURSING PAVILION		83	7	8%	90
Whispering Oaks	1	85	3	3%	89
JEFFERY WEINZWEIG		2	87	98%	89
ADVENTHEALTH CENTRA CARE LEESBURG		77	12	13%	89
FLORIDA KEYS PEDIATRICS & ADOLESCENT CENTER		86	3	3%	89
PREMIER URGENT CARE OF BREVARD		2	87	98%	89
MEDFAST URGENT CARE CENTER - COCOA			89	100%	89
PACIFIC ANALYTICS			88	100%	88
LONGWOOD FAMILY PRACTICE		74	14	16%	88
ADVENT HEALTH CENTRA CARE - WATERMAN		78	10	11%	88
AVERO DIAGNOSTICS		64	24	27%	88
GOVERNOR'S CREEK HEALTH & REHABILITATION		87	1	1%	88
DEVANSH LAB WERKS INC		75	13	15%	88
NORTH FLORIDA PEDIATRICS PA		81	7	8%	88
TIFFANY HALL NURSING AND REHAB CENTER		87			87
BRANDON HEALTH AND REHABILITATION CENTER	1	85	1	1%	87
GOLDEN GATE FAMILY CLINIC		13	74	85%	87
MEDFAST URGENT CARE CENTER - WICKHAM			86	100%	86
ADVENT HEALTH CENTRA CARE - TEMPLE TERRACE		36	50	58%	86
ADVENTHEALTH CENTRA CARE CONWAY		68	18	21%	86
SAINTS 120 LLC		86			86
W. FRANK WELLS NURSING HOME		84	1	1%	85
NAVY HOSPITAL			85	100%	85
WESTCHESTER MEDICAL CENTER		84	1	1%	85
TRADITION MEDICAL CENTER LABORATORY		48	37	44%	85
OCALA FAMILY MEDICAL CENTER INC		74	11	13%	85
DAVID SCOTT MADWAR MD PA		79	6	7%	85
XYZ LABORATORY		77	8	9%	85
ABBIEJEAN RUSSELL CARE CENTER		85			85
PINES OF SARASOTA GARDEN		84			84
FAST TRACK URGENT CARE CENTER - RIVERVIEW			84	100%	84
FELLOWSHIP HOME AT THE FAIRWAY LLC		84			84
PRIMECARE OF DOTHAN		58	26	31%	84
SOUTH BALDWIN REGIONAL MEDICAL CENTER		80	3	4%	83
SMILEY MEDICAL GROUP		57	26	31%	83



# COVID-19: testing by laboratory

Data through Nov 26, 2020 verified as of Nov 27, 2020 at 09:25 AM

Data in this report are provisional and subject to change.

The numbers in the table below represent the number of Florida and non-Florida residents for whom test results were received by the Department of Health. A person can be tested by more than one laboratory and can have both positive and negative results. **Therefore, the sum of the numbers in each column will be larger than the total number of people tested.**

Reporting lab	Inconclusive	Negative	Positive	Percent positive	Total
SEMINOLE COUNTY HEALTH DEPARTMENT		66	17	20%	83
LAB		29	53	65%	82
PIONEER CLINICAL LAB, LLC		70	12	15%	82
MONTEFIORE MEDICAL CENTER LABORATORIES - MOSES		75	7	9%	82
KALEIDA HEALTH CENTER FOR LABORATORY		77	5	6%	82
THE PAVILION FOR HEALTH CARE		72	10	12%	82
UCC - WELLINGTON			81	100%	81
Sunset Point Center		81			81
SURREY PLACE CARE CENTER		76	5	6%	81
HURLBURT FIELD CLINIC		39	42	52%	81
FIRST CHOICE PEDIATRICS		73	8	10%	81
NORTH FLORIDA PEDIATRICS - MARIANNA		56	24	30%	80
PALM GARDEN OF WINTER HAVEN		66	14	18%	80
FAST TRACK URGENT CARE CENTER - WESTCHASE			80	100%	80
BAYA POINTE NURSING AND REHABILITATION		1	78	99%	79
TREE HOUSE PEDIATRICS PLLC		75	4	5%	79
PHYSICIAN ASSOCIATES		69	10	13%	79
NITE LITE PEDIATRICS - JACKSONVILLE		76	2	3%	78
FINLAY CLINICAL LABORATORY		26	52	67%	78
EDGEWATER AT WATERMAN VILLAGE		78			78
PROVISTA DIAGNOSTICS, INC		77	1	1%	78
VETERANS AFFAIRS MEDICAL CENTER - PALO ALTO		28	50	64%	78
TRUE NORTH HEALTH NAVIGATION LLC DBA DISPATCHHEALTH	1	60	16	21%	77
CBS LABS OF TAMPA LLC		3	74	96%	77
ORANGE CITY NURSING AND REHAB		75	2	3%	77
ADVENT HEALTH CENTRA CARE - CITRUS PARK		8	68	89%	76
REGENTS PARK AT AVENTURA		75	1	1%	76
AFC URGENT CARE SEMINOLE			76	100%	76
DYNAMIC MEDICAL USA			76	100%	76
SEA BREEZE REHAB AND NURSING CENTER		74	2	3%	76
UNIVERSITY HEALTH SYSTEM INC		68	7	9%	75
J AND G MEDICAL GROUP LLC		63	11	15%	74
SOLARIS HEALTHCARE OSCEOLA		72	2	3%	74
OAKS OF KISSIMMEE HEALTH AND REHABILITATION CENTER		74			74
EXOSOME DIAGNOSTICS		70	4	5%	74
HOLY CROSS HOSPITAL		1	73	99%	74
CAREMOUNT MEDICAL - PATHOLOGY		72	2	3%	74
SARNO EXTENDED HOURS		43	31	42%	74
BOSTON RED SOX CLUB LP		74			74
WINDSOR REFLECTIONS		74			74
ST MARK ASSISTED LIVING CENTER	1	62	11	15%	74
NOAH CLINICAL LABORATORY		63	11	15%	74
CONSULATE HEALTH CARE - LAKE MARY		72	1	1%	73
MEDFAST URGENT CARE - EDGEWATER		2	71	97%	73
SABAL DIRECT PRIMARY CARE, PA		69	4	5%	73
FLORIDA COMMUNITY HEALTH CENTER		68	5	7%	73

# COVID-19: testing by laboratory

Data through Nov 26, 2020 verified as of Nov 27, 2020 at 09:25 AM

Data in this report are provisional and subject to change.

The numbers in the table below represent the number of Florida and non-Florida residents for whom test results were received by the Department of Health. A person can be tested by more than one laboratory and can have both positive and negative results. **Therefore, the sum of the numbers in each column will be larger than the total number of people tested.**

Reporting lab	Inconclusive	Negative	Positive	Percent positive	Total
SCOTT LAKE HEALTH AND REHABILITATION CENTER		71	2	3%	73
HEALTH CARE DISTRICT OF PALM BEACH COUNTY MAIN OFFICE	1	9	62	86%	72
FAST TRACK URGENT CARE CENTER - SOUTH TAMPA			72	100%	72
WHITE PLAINS HOSPITAL CENTER LAB		72			72
CONSULATE HEALTH CARE OF SARASOTA		71			71
PEDIATRICS OF GREATER ORLANDO		64	7	10%	71
Madison Health and Rehabilitation Center		41	30	42%	71
AMMON LABS		61	10	14%	71
ADVANCED LAB		67	4	6%	71
THE PALACE NURSING AND REHABILITATION CENTER		70			70
QPS, LLC		69	1	1%	70
COMMUNITY HEALTH CENTERS OF PINELLAS INC		1	69	99%	70
TRENTON MEDICAL CENTER INC DBA PALMS MEDICAL GROUP	2	57	11	16%	70
SUNCOAST COMMUNITY HEALTH CENTERS PEDIATRICS		21	49	70%	70
HIGHLANDS MEDICAL CENTER		68	2	3%	70
Highlands Regional Hospital		63	7	10%	70
NSPIRE HEALTHCARE TAMARAC		69	1	1%	70
NORTHEAST FLORIDA NEUROLOGY CLINICS, INC		64	6	9%	70
MV MEDICAL PRACTICE DBA PRIMARY URGENT CARE		68	2	3%	70
BROWARD HEALTH MEDICAL CENTER		3	66	96%	69
SOLARIS HEALTHCARE IMPERIAL		68	1	1%	69
SIMED LABORATORY		57	12	17%	69
ADVENT HEALTH CENTRA CARE - ORANGE CITY		4	65	94%	69
FIRST CHOICE PEDIATRICS SEMORAN		65	4	6%	69
VIERA HOSPITAL			69	100%	69
MAGNOLIA DIAGNOSTIC		1	68	99%	69
HERITAGE HEALTHCARE AND REHABILITATION CENTER		69			69
Timberridge Center for Rehabilitation and Healing		47	21	31%	68
ADVENT HEALTH - ORLANDO		59	9	13%	68
MEYER PEDIATRICS		59	9	13%	68
FHMG FLORIDA HOSPITAL MEDICAL GROUP		55	13	19%	68
SARAPATH DIAGNOSTICS			68	100%	68
KEYS MEDICAL GROUP			67	100%	67
CATHOLIC HEALTH SYSTEM DEPT LABORATORY		66	1	1%	67
RDV SPORTSPLEX PEDIATRICS		53	14	21%	67
ISLAND HEALTH AND REHABILITATION CENTER		67			67
NOMIHEALTH LAB SERVICES		4	63	94%	67
ADVENT HEALTH CENTRA CARE - WINTER HAVEN		29	38	57%	67
AEL- MEMPHIS		17	50	75%	67
MEDEX MEDICAL EXPRESS OF PALATKA			65	100%	65
RIVERS FAMILY MEDICINE PA		59	6	9%	65
OAKHURST CENTER		64			64
HAVEN OF OUR LADY OF PEACE		64			64
MANOR CARE OF NAPLES FL LLC		64			64
HIALEAH SHORES NURSING AND REHAB CENTER		62	2	3%	64
DIAGNOSTIC LABORATORY OF OKLAHOMA		53	11	17%	64

# COVID-19: testing by laboratory

Data through Nov 26, 2020 verified as of Nov 27, 2020 at 09:25 AM

Data in this report are provisional and subject to change.

The numbers in the table below represent the number of Florida and non-Florida residents for whom test results were received by the Department of Health. A person can be tested by more than one laboratory and can have both positive and negative results. **Therefore, the sum of the numbers in each column will be larger than the total number of people tested.**

Reporting lab	Inconclusive	Negative	Positive	Percent positive	Total
VILLAS OF HOLLY BROOK - BRADENTON 14TH		64			64
ADVENT HEALTH CENTRA CARE - WINTER GARDEN		11	52	83%	63
BUFFALO CROSSING HEALTHCARE & REHABILITATION CTR		63			63
HEALTH FIRST - PALM BAY HOSPITAL		2	61	97%	63
Solaris Healthcare Coconut Creek		63			63
PLANTATION GENERAL HOSPITAL CLINICAL LAB		26	37	59%	63
SIGNATURE HEALTHCARE OF PORT CHARLOTTE		63			63
SOUTH BALDWIN MEDICAL CENTER GULF SHORES		53	10	16%	63
OUT OF STATE		40	23	37%	63
EISENHOWER ARMY MEDICAL CENTER		59	4	6%	63
PRIMEHEALTH URGENT CARE INC		53	10	16%	63
SOUTH GEORGIA MEDICAL CENTER		48	15	24%	63
STONY BROOK UNIVERSITY MEDICAL CENTER		57	6	10%	63
APC PEDIATRICS AT RYE ROAD MEDICAL PARK		63			63
WADSWORTH HEALTH CENTER		59	3	5%	62
PROMEDICA LABORATORIES		18	44	71%	62
RIDGEWOOD DIAGNOSTIC LABORATORY		60	2	3%	62
PROJECT HEALTH, INC SUMTERVILLE		53	9	15%	62
TREASURE COAST MEDICAL ASSOCIATES		1	61	98%	62
WATERMARK LAKE POINTE WOODS LLC		62			62
SOLARIS HEALTHCARE LAKE CITY		35	27	44%	62
NEMOURS CHILDREN'S PRIMARY CARE		51	10	16%	61
EMERALD COAST HOSPICE		60	1	2%	61
AMELIA MEDICAL CARE		2	59	97%	61
CL BRUMBACK PRIMARY CARE CLINICS		16	45	74%	61
EVENT MED SERVICES LABORATORY		61			61
EXACT SCIENCES LABORATORIES, LLC		15	45	75%	60
FAST TRACK URGENT CARE CENTER - BRANDON			60	100%	60
ST CATHERINE'S WEST REHABILITATION HOSPITAL		60			60
LAB PLUS, LLC AT SAINT THOMAS WEST HOSPITAL		45	14	24%	59
JACKSONVILLE NURSING AND REHAB CENTER		59			59
LABFIRST - DEPARTMENT OF PATHOLOGY		58	1	2%	59
ADVENT HEALTH CENTRA CARE - KISSIMMEE		25	34	58%	59
SEASIDE HEALTH AND REHABILITATION CENTER		4	55	93%	59
GRANDE, THE		59			59
BROWARD HEALTH CORAL SPRINGS EPIDEMIOLOGY DEPT			59	100%	59
THE CANOPY AT BERRYHILL		58			58
INTERNAL LAB		50	8	14%	58
HUNTSVILLE HOSPITAL LABORATORY		43	15	26%	58
WELLOW URGENT CARE PC		58			58
DELTONA HEALTH CARE		44	13	23%	57
ERIE COUNTY MEDICAL CTR CLINICAL LABS		56	1	2%	57
ASSOCIATED CLINICAL LABORATORIES		55	2	4%	57
STONY BROOK SOUTHAMPTON		56	1	2%	57
AMERICAN FAMILY MEDICAL		48	9	16%	57
ADVENT HEALTH CENTRA CARE - POINCIANA		19	38	67%	57

# COVID-19: testing by laboratory

Data through Nov 26, 2020 verified as of Nov 27, 2020 at 09:25 AM

Data in this report are provisional and subject to change.

The numbers in the table below represent the number of Florida and non-Florida residents for whom test results were received by the Department of Health. A person can be tested by more than one laboratory and can have both positive and negative results. **Therefore, the sum of the numbers in each column will be larger than the total number of people tested.**

Reporting lab	Inconclusive	Negative	Positive	Percent positive	Total
MILLENNIUM PHYSICIANS GROUP		1	56	98%	57
SOLARIS HEALTHCARE DAYTONA		57			57
JACKSONVILLE KIDS PEDIATRICS, PLLC		50	7	12%	57
YOUR FAMILY WALK-IN CLINIC			57	100%	57
LAKE VIEW CARE CENTER AT DELRAY		55	1	2%	56
AMBULATORY SURGERY CENTER OF BOCA RATON LTD		56			56
EPN URGENT CARE			56	100%	56
CENTRAL BALDWIN IMMEDIATE CARE & FAMILY PRACTICE		43	13	23%	56
THE WELLNESS CENTER AT LAKEWOOD RANCH			56	100%	56
ANCIENT CITY PEDIATRICS		56			56
ADVENTHEALTH MEDICAL GROUP PROMPT CARE		46	10	18%	56
CLYDE E LASSEN STATE VETERANS NURSING HOME		54	2	4%	56
FLORIDA HEALTH CARE PLAN INC		2	54	96%	56
PINELLAS CARE CENTER		39	16	29%	55
EAST ALABAMA MEDICAL CENTER LABORATORY		47	8	15%	55
SONATA HUNTERS CREEK		47	8	15%	55
FIRST CHOICE PRIMARY CARE		43	12	22%	55
ST VINCENT'S BIRMINGHAM		53	2	4%	55
NORTH PORT REHABILITATION AND NURSING CENTER		54	1	2%	55
QUICK CARE MED PL CR		52	3	5%	55
JOSEPH L MORSE GERIATRIC CENTER	2	52	1	2%	55
MINUTECLINIC DIAGNOSTIC OF SOUTH CAROLINA, LLC		50	5	9%	55
BOCA GRANDE HEALTH CLINIC		52	3	5%	55
FINLAY CLINICAL LABORATORY INC		28	27	49%	55
F&T MEDICAL RESEARCH, INC		54			54
FLOMEDILAB		19	35	65%	54
CLERMONT HEALTH AND REHAB		40	14	26%	54
MILLER BIOCONNECT		43	11	20%	54
TIFFANY HALL NURSING AND REHAB		44	10	19%	54
MD 365 MEDICAL CARE		53	1	2%	54
SARASOTA CO. HEALTH DEPT # 58		40	14	26%	54
CITRUS MEMORIAL HEALTH SYSTEM LAB		2	52	96%	54
UNITED LABORATORY SERVICES CORPORATION		38	16	30%	54
ADVENTHEALTH CENTRA CARE		49	5	9%	54
MIAMI BEACH COMMUNITY HEALTH CENTER			53	100%	53
VILLAGE DOCTORS OF KEYSTONE		44	9	17%	53
PHYSICIANS PRIMARY CARE LAB		38	15	28%	53
BENTON HOUSE AT OAKLEAF		51	2	4%	53
Advent health care center Celebration		51	2	4%	53
ASCENSION SACRED HEART BAY LABORATORY		49	3	6%	52
FAST TRACK URGENT CARE CENTER - WESLEY CHAPEL			52	100%	52
PARKSIDE INN		52			52
CENTRA CARE - CONWAY		20	32	62%	52
PHYSICIAN PARTNERS PERRY		34	18	35%	52
NEW YORK CITY DEPARTMENT OF HEALTH & MENTAL		48	4	8%	52
ADVENT HEALTH		49	3	6%	52

# COVID-19: testing by laboratory

Data through Nov 26, 2020 verified as of Nov 27, 2020 at 09:25 AM

Data in this report are provisional and subject to change.

The numbers in the table below represent the number of Florida and non-Florida residents for whom test results were received by the Department of Health. A person can be tested by more than one laboratory and can have both positive and negative results. **Therefore, the sum of the numbers in each column will be larger than the total number of people tested.**

Reporting lab	Inconclusive	Negative	Positive	Percent positive	Total
WIREGRASS DIRECT PRIMARY CARE PLLC		45	6	12%	51
GENPATH			51	100%	51
MD LABS		29	22	43%	51
WASHINGTON REHABILITATION AND NURSING CENTER		51			51
DBI HEALTH INC		49	2	4%	51
SERANADES BY SONATA WEST ORANGE		48	3	6%	51
ADVENT HEALTH - PALM HARBOR ER		38	13	25%	51
DOCTORS MEMORIAL HOSPITAL		21	30	59%	51
USF HEALTH MORSANI CENTER		5	45	90%	50
NXGEN MDX		19	31	62%	50
NATIONS BEST FAMILY HEALTH CARE		21	29	58%	50
GATEWAY CARE CENTER		50			50
LASER & SURGERY CENTER OF THE PALM BEACHES		50			50
KORGENE LAB		18	32	64%	50
ISLAND COAST PEDIATRICS		49	1	2%	50
DIGNITY HEALING, LLC		49	1	2%	50
GV NAPLES OPCO, LLC		49			49
GULFVIEW MEDICAL INSTITUTE		49			49
CSL PLASMA		18	31	63%	49
EMBRY RIDDLE AERONAUTICAL UNIVERSITY HEALTH SERVICES			49	100%	49
SOLARIS SENIOR LIVING NORTH NAPLES		48	1	2%	49
SUNCOAST OPTIMAL WELLNESS		4	45	92%	49
MIAMI SHORES NURSING & REHAB		49			49
DAIRY ROAD URGENT CARE		22	27	55%	49
USF		1	48	98%	49
BAY TREE CARE AND REHABILITATION CENTER		49			49
LUIS A GHIGLINO MD PA		49			49
AVECINA MOBILE		43	6	12%	49
EAGLES WATCH CLUSTER		40	9	18%	49
HEARTLAND PEDIATRICS OF LAKE WALES		45	3	6%	48
BAY CENTER HURRICANE SHELTER		48			48
DE LUNA HEALTH AND REHABILITATION CENTER		48			48
NITE LITE PEDIATRICS - PORT ST. LUCIE		42	6	13%	48
AFC URGENT CARE TYRONE			48	100%	48
BIOIQ			48	100%	48
PALMS MEDICAL GROUP HIGH SPRINGS		42	6	13%	48
ADVENTHEALTH EXPRESS CARE		11	36	77%	47
INTERLAB		1	46	98%	47
ATRIUM AT LIBERTY PARK		46	1	2%	47
ALLIANCE PEDIATRICS		24	23	49%	47
BIODESIX, INC.		38	9	19%	47
EAST LAKE PEDIATRICS PA		44	3	6%	47
VETERANS AFFAIRS MEDICAL CENTER - GULF COAST		27	19	41%	46
EAST MANATEE FAMILY	1	1	44	96%	46
PREMIER PLACE HEALTHCARE AT THE GLENVIEW		46			46
ADVENT HEALTH CENTRA CARE - EAST ORLANDO		20	26	57%	46

# COVID-19: testing by laboratory

Data through Nov 26, 2020 verified as of Nov 27, 2020 at 09:25 AM

Data in this report are provisional and subject to change.

The numbers in the table below represent the number of Florida and non-Florida residents for whom test results were received by the Department of Health. A person can be tested by more than one laboratory and can have both positive and negative results. **Therefore, the sum of the numbers in each column will be larger than the total number of people tested.**

Reporting lab	Inconclusive	Negative	Positive	Percent positive	Total
SOFT CELL LABORATORIES		44	2	4%	46
H LEE MOFFITT CANCER CENTER MICRO		46			46
TRINITY AL SENIOR HOUSING LLC		44	2	4%	46
ADVENT HEALTH - PALM COAST			46	100%	46
ST. CLOUD MEDICAL GROUP		46			46
DOUGLAS T JACOBSON STATE VETERANS HOME		46			46
MOBILE PHYSICIAN SERVICES INC		46			46
UNIVERSITY OF CENTRAL FLORIDA HEALTH SERVICES		45			45
WILSON MEMORIAL REGIONAL MEDICAL CENTER		44	1	2%	45
URGENT CARE TCMA			45	100%	45
SOUTHPORT SQUARE HARBOUR HEALTH		45			45
MED EXPRESS		1	44	98%	45
ST FRANCIS HOSPITAL		39	6	13%	45
PRIMARY CARE SOUTH INC			45	100%	45
ADVENTHEALTH MEDICAL GROUP FAMILY MEDICINE AT		38	7	16%	45
CHILDREN'S HOSPITAL OF ALABAMA		44	1	2%	45
NO FLORIDA PEDIATRICS, PA		44	1	2%	45
POINTE, THE		44	1	2%	45
CONEY ISLAND HOSPITAL		43	1	2%	44
PEDIATRICS OF CENTRAL FLORIDA – SAINT CLOUD	2	40	2	5%	44
SUN COUNTRY PEDIATRICS PLLC	1	40	3	7%	44
MOOSEHAVEN LIFE CARE CENTER		44			44
ALLIANCE OF PHYSICIANS AGAINST COVID-19			44	100%	44
VISITING PHYSICIANS ASSOCIATION		40	4	9%	44
SPRING HILL HEALTH AND REHABILITATION CENTER		33	11	25%	44
BRANCH MEDICAL CLINIC			43	100%	43
GENEDX		32	11	26%	43
BROAD INSTITUTE CLINICAL SEQUENCING RESEARCH PLATFORM	1	38	4	9%	43
NORTH SHORE UNIVERSITY HOSPITAL LABORATORY		41	2	5%	43
SANDY RIDGE CENTER FOR REHABILITATION AND HEALING		42	1	2%	43
KETAMINE HEALTH CENTERS LLC		40	3	7%	43
24/7 PEDIATRIC CARE CENTERS INC		41	2	5%	43
CYPRESS COVE CARE CENTER		8	35	81%	43
HUNTINGTON HOSPITAL LABORATORY		42	1	2%	43
ADVENT HEALTH - LAKE MARY		35	8	19%	43
ALLEGRO		42			42
FHMG LAKE MARY PEDS		39	3	7%	42
QUOTIENT SCIENCES			42	100%	42
HEALTH FIRST - CAPE CANAVERAL HOSPITAL			42	100%	42
CENTERSTONE OF FLORIDA		39	3	7%	42
GOLD CHOICE SENIOR COMMUNITIES		25	17	40%	42
SUNY UPSTATE MEDICAL UNIVERSITY		38	4	10%	42
ARCPPOINTS LABS		37	5	12%	42
HOBDAIRI FAMILY HEALTH LLC		30	12	29%	42
LOOP PEDIATRICS PA		40	2	5%	42
PEDIATRICS OF CENTRAL FLORIDA KISSI		33	8	20%	41

# COVID-19: testing by laboratory

Data through Nov 26, 2020 verified as of Nov 27, 2020 at 09:25 AM

Data in this report are provisional and subject to change.

The numbers in the table below represent the number of Florida and non-Florida residents for whom test results were received by the Department of Health. A person can be tested by more than one laboratory and can have both positive and negative results. **Therefore, the sum of the numbers in each column will be larger than the total number of people tested.**

Reporting lab	Inconclusive	Negative	Positive	Percent positive	Total
FLORIDA HOSPITAL NEW SMYRNA		4	37	90%	41
MIDWAY PRIMARY CARE, LLC		41			41
ADVENT HEALTH - MOUNT DORA		6	35	85%	41
LAKESIDE NEUROLOGIC		37	4	10%	41
TROY REGIONAL MEDICAL CENTER		33	8	20%	41
LENOX HILL HOSPITAL		37	4	10%	41
ST CLOUD REGIONAL MEDICAL CENTER CLINICAL LAB		21	20	49%	41
CLEVELAND CLINIC FOUNDATION		11	29	73%	40
DAYSRING SENIOR LIVING LLC		40			40
ARBOR TRAIL		39	1	3%	40
AMERICA'S PHARMACY LLC		37	3	8%	40
ORLANDO HEALTH AND REHAB CENTER		5	35	88%	40
QUEENS HOSPITAL CENTER		39	1	3%	40
CHILDRENS MEDICAL ASSOCIATION		32	8	20%	40
PRIDE DIAGNOSTICS		24	16	40%	40
BAPTIST MEDICAL CENTER SOUTH		29	10	26%	39
ARBOR GLEN AT ARBOR TRACE		39			39
RDX BIOSCIENCE			39	100%	39
FLAGLER COUNTY HEALTH DEPARTMENT		35	4	10%	39
CRONOS CLINICAL LABORATORY		38	1	3%	39
CHILDREN MED CARE INC		37	2	5%	39
PEDIATRIC CARE CENTER- JACKSONVILLE BEACH		11	28	72%	39
TUSCAN GARDENS OF PALM COAST		39			39
CLINICAL RESEARCH SEQUENCING PLATFORM		8	31	79%	39
NORTH FLORIDA PEDIATRICS PA - DUVAL		38	1	3%	39
CAPITAL REGIONAL MEDICAL CENTER		2	36	95%	38
AFC PHYSICIANS OF FLORIDA		37	1	3%	38
POPLAR HEALTHCARE PLLC	1	11	26	68%	38
HOMEWOOD RESIDENCE AT FREEDOM PLAZA		37	1	3%	38
FIRST CHOICE URGENT CARE		10	28	74%	38
KENDALL REGIONAL MEDICAL CENTER LAB	3		35	92%	38
BAY COUNTY JAIL ANNEX		33	5	13%	38
WINTER GARDEN REHAB AND NURSING CENTER		38			38
LIFE CARE CENTER OF WINTER HAVEN		26	12	32%	38
RAINBOW PEDIATRICS PC LLC / BREAKFAST POINT		38			38
SMA LAB		6	32	84%	38
INDIGO MANOR		12	26	68%	38
Courtyards of Orlando Care Center		38			38
TGH URGENT CARE - SEMINOLE			37	100%	37
HARBORCHASE OF VERO BEACH		34	3	8%	37
PALMS EDGE		37			37
PRECISION HEALTH SOLUTIONS LAB		9	28	76%	37
LECONTE MEDICAL CENTER LAB		29	8	22%	37
ADVENT HEALTH - LAKE NONA		33	4	11%	37
ONE MILO		37			37
HERON CLUB AT PRESTANCIA		35	2	5%	37

# COVID-19: testing by laboratory

Data through Nov 26, 2020 verified as of Nov 27, 2020 at 09:25 AM

Data in this report are provisional and subject to change.

The numbers in the table below represent the number of Florida and non-Florida residents for whom test results were received by the Department of Health. A person can be tested by more than one laboratory and can have both positive and negative results. **Therefore, the sum of the numbers in each column will be larger than the total number of people tested.**

Reporting lab	Inconclusive	Negative	Positive	Percent positive	Total
WINDSOR OAKS		37			37
PONCE THERAPY CARE CENTER		33	4	11%	37
BOULEVARD REHABILITATION CENTER		24	13	35%	37
UNIVERSITY OF ALABAMA		34	3	8%	37
ASCENSION MEDICAL GROUP			37	100%	37
RITECARE MED CTR H			36	100%	36
BOND URGENT CARE LLC		26	10	28%	36
FAMILY EXTENDED CARE OF WINTER HAVEN		36			36
Crystal Health & Rehab Center		36			36
MEDEXPRESS URGENT CARE - GOLDEN GATE		3	33	92%	36
FLORIDA MEDICAL CLINIC PA		34	2	6%	36
MOLECULAR TESTING LABS		3	33	92%	36
NEW YORK PRESBYTERIAN - QUEENS DIAGNOSTIC		35	1	3%	36
WESLEY HAVEN VILLA		36			36
Heartland Healthcare of Ft. Myers		36			36
BVL/LITTLE ANGEL PEDIATRICS		36			36
ROCHESTER GENERAL HOSPITAL LABORATORY		34	1	3%	35
DAYSRING SENIOR LIVING		35			35
SOUTHEAST ALABAMA MEDICAL CENTER			35	100%	35
MICRO PATH LABORATORIES INC		35			35
P23 LABS		35			35
REGENTS PARK OF BOCA RATON		34	1	3%	35
Guardian Care Nursing and Rehabilitation Center		35			35
IRL		4	31	89%	35
BAYSHORE PATHOLOGY		34	1	3%	35
BioReference Laboratories, Inc		6	29	83%	35
CENTRA CARE - APOPKA			35	100%	35
MEDICAL CENTER CLINIC-IMMEDIATE CARE		32	3	9%	35
MEMORY CARE OF NAPLES		35			35
BORLAND GROOVER CLINIC	1	27	7	20%	35
NEXT MOLECULAR ANALYTICS		5	30	86%	35
CRAIG BERGER MD PL D/B/A BAY AREA EYE INSTITUTE		35			35
IQBAL A FARUQUI MD		28	7	20%	35
FHMG_CTR FOR SENIOR HEALTH		30	5	14%	35
ADVENT HEALTH - FISH MEMORIAL		2	33	94%	35
BRONX LEBANON HOSPITAL-MEDICAL CENTER		34	1	3%	35
EAST NEW YORK DIAGNOSTIC AND TREATMENT		34	1	3%	35
LAKELAND REGIONAL HEALTH LAKE MIRIAM		3	32	91%	35
ADVANCED AMBULATORY SURGERY CENTER		35			35
J FRANK AVEY MD		25	10	29%	35
PALMETTO FAMILY HEALTHCARE		8	26	76%	34
Glades West Rehabilitation and Nursing Center		34			34
EXPERTUS LABORATORIES INC		13	21	62%	34
ALTAMONTE PEDIATRIC ASSOCIATES		30	4	12%	34
Concordia Village of Tampa AL		34			34
ADVENT HEALTH CENTRA CARE - HUNTERS CREEK		2	32	94%	34



# COVID-19: testing by laboratory

Data through Nov 26, 2020 verified as of Nov 27, 2020 at 09:25 AM

Data in this report are provisional and subject to change.

The numbers in the table below represent the number of Florida and non-Florida residents for whom test results were received by the Department of Health. A person can be tested by more than one laboratory and can have both positive and negative results. **Therefore, the sum of the numbers in each column will be larger than the total number of people tested.**

Reporting lab	Inconclusive	Negative	Positive	Percent positive	Total
PINNACLES PEDS CARE PA		33			33
AYERS NURSING AND REHABILITATION CENTER		33			33
John Knox Village of Florida ALF		33			33
SARATOGA HOSPITAL LABORATORY		31	2	6%	33
AHSE ROP		32	1	3%	33
AFC URGENT CARE CLEARWATER		2	31	94%	33
PEDIATRICS IN BREVARD PA		26	7	21%	33
DOH-WEST PALM BEACH BRANCH LABORATORY		1	32	97%	33
A COUNTRY PLACE ASSISTED LIVING FACILITY		33			33
ACCURATE DIAGNOSTIC LAB		32	1	3%	33
S-H THIRTY-FIVE OPCO- PORT ST LUCIE, LLC	1	31			32
ST AUGUSTINE PEDIATRIC ASSOC		30	2	6%	32
BOND CLINIC		3	29	91%	32
WESTMINSTER ST AUGUSTINE		32			32
STEINHATCHEE FAMILY MEDICAL CENTER□		28	4	13%	32
ORLANDO HEALTH CENTER FOR REHABILITATION		32			32
HOLZER HEALTH CENTER			32	100%	32
BENTON HOUSE OF ST. JOHNS		32			32
RASHDA ALBIBI M.D. P.A.		30	2	6%	32
Q ANSWER LAB	1	4	27	84%	32
ST. MARYS MEDICAL CENTER		1	31	97%	32
WASHINGTON HEIGHTS NYC LAB		30	1	3%	31
PHYSICIAN ASSOCIATES LLC		26	5	16%	31
EXPRESS URGENT CARE LLC		1	30	97%	31
DOH		17	14	45%	31
Cross Landings Health and Rehabilitation		31			31
GRAND OAKS OF JENSEN BEACH LLC□		31			31
JUPITER MEDICAL CENTER URGENT CARE			31	100%	31
MEDFAST URGENT CARE CENTERS LLC			31	100%	31
CRUCIAL CARE EMERGENCY MEDICINE DOCTORS		25	6	19%	31
MOLECULAR DIAGNOSTICS		1	30	97%	31
DISCOVERY COMMONS AT BRADENTON		31			31
PRMG - EAST NAPLES		23	8	26%	31
VILLA MARIA WEST SKILLED NURSING FACILITY		31			31
FLORIDA HEALTH CARE		4	27	87%	31
PALM BAY URGENT CARE		5	25	83%	30
VILLAGE PLACE NH LLC□		22	8	27%	30
LOURDES HOSPITAL INC		28	2	7%	30
HERITAGE WATERSIDE		27	3	10%	30
CHIPOLA MEDICAL ASSOCIATES, LLC		20	10	33%	30
AMEERAH LABS			30	100%	30
PROMPT CARE OF CENTRAL FLORIDA			30	100%	30
BAYFRONT MEDICAL		23	7	23%	30
ADVENT HEALTH CENTRA CARE - SOUTH ORANGE		17	13	43%	30
BOND CLINIC PA		2	28	93%	30
REGENCY PARK ASSISTED LIVING FACILITY		29	1	3%	30

# COVID-19: testing by laboratory

Data through Nov 26, 2020 verified as of Nov 27, 2020 at 09:25 AM

Data in this report are provisional and subject to change.

The numbers in the table below represent the number of Florida and non-Florida residents for whom test results were received by the Department of Health. A person can be tested by more than one laboratory and can have both positive and negative results. **Therefore, the sum of the numbers in each column will be larger than the total number of people tested.**

Reporting lab	Inconclusive	Negative	Positive	Percent positive	Total
PHOSPHORUS DIAGNOSTICS		27	3	10%	30
TGH URGENT CARE - TYRONE		1	28	97%	29
MINUTECLINIC DIAGNOSTIC OF RHODE ISLAND, LLC #1544		28	1	3%	29
PLYMOUTH HOME FOR ADULTS, INC.	7	21	1	3%	29
PATRICK AIR FORCE BASE		1	28	97%	29
CORAL GABLES NURSING & REHABILITATION CENTER		24	5	17%	29
WELL HEALTH WORKS		28	1	3%	29
PEDIATRIC SPECIALISTS MEDICAL GROUP	1	27	1	3%	29
P4CLINICAL	3	2	24	83%	29
WUESTHOFF MEMORIAL HOSPITAL			29	100%	29
BIOFIRE		7	22	76%	29
WESTWOOD NURSING AND REHABILITATION		28	1	3%	29
FOUNTAIN INN NURSING & REHABILITATION CTR, INC		29			29
FLORIDA HOSPITAL		21	8	28%	29
REDI-MED WALK-IN FAMILY CARE			29	100%	29
AVON PARK PEDIATRICS INC		27	2	7%	29
CHILDRENS MEDICAL ASSOCIATION PA		18	10	36%	28
FLORIDA DEPARTMENT OF HEALTH CLAY COUNTY		1	27	96%	28
LabCorp L#09258130 M#09258125		11	17	61%	28
ISLAND URGENT CARE PLLC DBA AFC URGENT CARE		27	1	4%	28
IPSUM DIAGNOSTICS			28	100%	28
ECOLAB GROUP		4	24	86%	28
ADVENT HEALTH - LAKE WALES		20	8	29%	28
VETERANS HOME			28	100%	28
HENDRY REGIONAL MEDICAL CENTER CLINICAL LABORATORY		27	1	4%	28
LONGLEAF DIAGNOSTIC LABORATORIES		3	25	89%	28
BALMORAL TENANT SERVICES INC		28			28
ELLENTON PEDIATRICS PA		25	3	11%	28
COLLIER HMA PHYSICIAN MANAGEMENT LLC		23	5	18%	28
HEALTH PARK CARE CENTER		28			28
NAPLES PEDIATRICS INC		27	1	4%	28
TRADITIONAL HOME CARE INC		28			28
MEDICAL CONSULTANTS OF FLORIDA LLC		27	1	4%	28
PALM RIVER COMMUNITY HEALTH CENTER		24	4	14%	28
BAY EDUCATORS WELLNESS CENTER		16	12	43%	28
ESCAMBIA COUNTY JAIL		16	12	43%	28
AFC URGENT CARE FAMILY CARE			28	100%	28
PALM GARDEN OF JACKSONVILLE		27	1	4%	28
ADVENT HEALTH - ALTAMONTE SPRINGS		23	5	18%	28
SANFORD MOBILE LAB PGA TOUR		27	1	4%	28
ADVENTIST HEALTH SYSTEM FLORIDA		23	5	18%	28
ATLANTIC URGENT CARE		14	13	48%	27
BENTON HOUSE OF ST JOHNS		27			27
JACKSON HEALTH SYSTEM		1	26	96%	27
CDC		17	10	37%	27
OAKTREE HEALTHCARE			27	100%	27

# COVID-19: testing by laboratory

Data through Nov 26, 2020 verified as of Nov 27, 2020 at 09:25 AM

Data in this report are provisional and subject to change.

The numbers in the table below represent the number of Florida and non-Florida residents for whom test results were received by the Department of Health. A person can be tested by more than one laboratory and can have both positive and negative results. **Therefore, the sum of the numbers in each column will be larger than the total number of people tested.**

Reporting lab	Inconclusive	Negative	Positive	Percent positive	Total
PERSONAL PEDIATRICS		25	2	7%	27
PECONIC BAY MEDICAL CENTER LABORATORY		23	4	15%	27
QHC UPSTATE MEDICAL PC		23	4	15%	27
COOPER FAMILY MEDICAL, PLLC		22	5	19%	27
ROSECASTLE OF ZEPHRHILLS		26	1	4%	27
UCLA HEALTHCARE CLINICAL LABS		23	4	15%	27
SUNCOAST LABS			27	100%	27
JACKSONVILLE UNIVERSITY		25	2	7%	27
CENTURY CENTER FOR REHABILITATION & HEALING		16	10	38%	26
ROCKLEDGE REGIONAL MEDICAL CENTER		18	8	31%	26
PATRIOT MEDICAL LABORATORIES		25	1	4%	26
COLOR GENOMICS, INC.		24	2	8%	26
CANOPY ON BERRYHILL, THE		26			26
THE MINIER URGENT CARE		20	6	23%	26
ADVENT HEALTH CENTRA CARE - SAND LAKE		2	24	92%	26
HEALTH FIRST - VIERA HOSPITAL		1	25	96%	26
FAST TRACK URGENT CARE CENTER - SEMINOLE			26	100%	26
WHITE WILSON MEDICAL IMMEDIATE CARE NICEVILLE			26	100%	26
LOOP PEDIATRICS		22	4	15%	26
COMPREHENSIVE CHILDCARE		20	6	23%	26
BAY VUE NURSING AND REHABILITATION CENTER		26			26
SANTA BARBARA CARE CENTER		16	10	38%	26
MONCRIEF ARMY HEALTH CLINIC			26	100%	26
The Grove Health and Rehabilitation		16	10	38%	26
GRAND ST PAUL CVS		25			25
ManorCare Health Services-Palm Harbor		25			25
ADVENT HEALTH CENTRA CARE - LAKE BUTLER BOULEVARD			25	100%	25
URGENT CARE & WELLNESS CENTER		3	22	88%	25
MINNESOTA TWINS		25			25
SONNIS PEDIATRICS PA		25			25
Solaris HealthCare Windermere		23	2	8%	25
QUICK CARE MED		18	7	28%	25
NORTHWELL HEALTH PLAINVIEW HOSPITAL LABORATORY		22	3	12%	25
SANITAS		4	21	84%	25
STUART URGENT CARE			25	100%	25
FLORIDA DEPARTMENT OF HEALTH IN POLK COUNTY		25			25
MAINSTREET FAMILY URGENT CARE		1	24	96%	25
CATHOLIC HEALTH SERVICES REGIONAL LAB		21	4	16%	25
CONNECTICUT DEPARTMENT OF HEALTH		22	3	12%	25
PENSACOLA DEVELOPMENTAL CENTER		9	16	64%	25
ST. CLOUD HOSPITAL		20	5	20%	25
FAMILY EXTENDED CARE OF CENTRAL TAMPA		25			25
NO FLORIDA PEDIATRICS, PA - BRADFORD		23	2	8%	25
WELLOW URGENT CARE		23	1	4%	24
NEOGENOMICS LABORATORIES INC		24			24
UNIPATH		17	7	29%	24

# COVID-19: testing by laboratory

Data through Nov 26, 2020 verified as of Nov 27, 2020 at 09:25 AM

Data in this report are provisional and subject to change.

The numbers in the table below represent the number of Florida and non-Florida residents for whom test results were received by the Department of Health. A person can be tested by more than one laboratory and can have both positive and negative results. **Therefore, the sum of the numbers in each column will be larger than the total number of people tested.**

Reporting lab	Inconclusive	Negative	Positive	Percent positive	Total
TRUGENX		1	23	96%	24
ROSECASTLE OF CITRUS		24			24
REDI MED LLC			24	100%	24
COURTYARDS OF ORLANDO		24			24
FAMILY CARE PARTNERS		14	10	42%	24
GRACE PEDIATRICS		18	6	25%	24
LABORATORY DYNAMICS		20	4	17%	24
AVENTIS BIO-SERVICES CTL		24			24
MED ONE AT SAINT AUGUSTINE		20	4	17%	24
Holistic Pediatrics Group LLC		22	2	8%	24
University Hills health and Rehabilitation		15	9	38%	24
MADWAR		19	5	21%	24
CDR MAGUIRE - MIAMI BEACH CC MISSION 17388		2	22	92%	24
CHARTER SENIOR LIVING OF PANAMA CITY BEACH		18	6	25%	24
US MEDICAL CARE, INC		21	3	13%	24
WESTMINSTER WOODS ON JULINGTON CREEK		22	2	8%	24
IMA MEDICAL GROUP POINCIANA		11	13	54%	24
MARTIN ACQUISITION 1 LLC DBA		23			23
METRO KNOXVILLE HMA		20	3	13%	23
NORTH FLORIDA PEDIATRICS		22	1	4%	23
EXPRESS CARE OF BELLEVIEW		23			23
MEDEXPRESS URGENT CARE - CLEWISTON			23	100%	23
life Care Center of Melbourne		11	12	52%	23
UNIVERSITY HILLS HEALTH AND REHABILITATION CENTER		18	5	22%	23
HR SARASOTA OPERATOR LLC		17	6	26%	23
THE TERRACE OF JACKSONVILLE		3	20	87%	23
PENNSYLVANIA DEPT OF HEALTH		19	4	17%	23
DB MD		21	2	9%	23
MEDLOGIC, LLC		3	20	87%	23
SENIOR HEALTH OF WINTER PARK DUNDEE		23			23
ISLAND COAST PEDIATRICS PA		22	1	4%	23
WAVE CREST HEALTH AND REHABILITATION CENTER		23			23
HUNT CLUB PEDIATRIC ASSOCIATES PA		22	1	4%	23
CENTRAL FLORIDA HEALTHCARE GROUP LLC		22	1	4%	23
EGL GENETIC DIAGNOSTICS		1	22	96%	23
STATEN ISLAND UNIVERSITY HOSPITAL-POUCH		23			23
SOLARIS HEALTHCARE MERRITT ISLAND		19	4	17%	23
SOLARIS HEALTHCARE LAKE BENNET		21	2	9%	23
SERENADES IN THE VILLAGES		22	1	4%	23
MINUTE CLINIC INCORPORATE		19	4	17%	23
UF HEALTH NORTH JACKSONVILLE			23	100%	23
NATURE COAST MEDICAL GROUP		18	5	22%	23
CENTRA CARE - LAKE NONA		3	20	87%	23
PARK WEST MEDICAL CENTER		22	1	4%	23
FLORIDA PEDIATRICS		6	16	73%	22
HENNEPIN COUNTY MEDICAL CENTER (HCMC)		12	10	45%	22

# COVID-19: testing by laboratory

Data through Nov 26, 2020 verified as of Nov 27, 2020 at 09:25 AM

Data in this report are provisional and subject to change.

The numbers in the table below represent the number of Florida and non-Florida residents for whom test results were received by the Department of Health. A person can be tested by more than one laboratory and can have both positive and negative results. **Therefore, the sum of the numbers in each column will be larger than the total number of people tested.**

Reporting lab	Inconclusive	Negative	Positive	Percent positive	Total
NEW SMYRNA BEACH URGENT CARE			22	100%	22
MOBILE DIVISION LABORATORY		7	15	68%	22
FIRST CHOICE PEDIATRICS LOOP		20	2	9%	22
MORSE LIFE MEMORY CARE RESIDENCE		21	1	5%	22
LATE HOURS URGENT CARE		9	13	59%	22
PONTE VEDRA GARDENS		22			22
PENSACOLA PEDIATRICS - PACE		16	6	27%	22
CARDIOLOGY AND MEDICINE ASSOCIATES		18	4	18%	22
BROOKDALE UNIVERSITY HOSPITAL		21	1	5%	22
MD 365 MEDICAL CARE PLLC		22			22
Solaris Senior Living North Naples ALF		22			22
FHMG - FLORIDA HOSPITAL MEDICAL GROUP		19	3	14%	22
Sunnyside Nursing Home		22			22
ACTIVE SENIOR LIVING		20	2	9%	22
DIACARTA INC.		22			22
WUESTHOFF MEDICAL CENTER-MELBOURNE			22	100%	22
SUNTREE INTERNAL MEDICINE		22			22
STATE LAB		2	19	90%	21
BROWARD HEALTH MEDICAL CENTER CLINICAL LAB			21	100%	21
ADVENT HEALTH CENTRA CARE - APOKA NORTH		10	11	52%	21
SUNQUEST		3	18	86%	21
PHARMCO RX		14	7	33%	21
PULMONARY SPECIALISTS OF THE PALM BEACHES		15	6	29%	21
EVERLYWELL		14	7	33%	21
CEDAR CREEK AT KINGS BAY INC		21			21
CENTRA CARE - SAND LAKE			21	100%	21
PATHGROUP			21	100%	21
EXCEL PEDIATRICS		10	11	52%	21
MINUTE CLINIC LLC #2216		20	1	5%	21
ST. ANNE'S NURSING CENTER & RESIDENCE		21			21
SOUTHERN LABORATORY		4	17	81%	21
KEY PRIMARY CARE			21	100%	21
ST JUDE CHILDRENS RESEARCH HOSPITAL		21			21
BOCA BIOLISTIC REFERENCE LAB			21	100%	21
VASSAR BROTHERS MEDICAL CENTER LABORATORY		20	1	5%	21
CLINICAL PATHOLOGY LABORATORIES SOUTHEAST			21	100%	21
VILLAGE PEDIATRICS LLC		17	4	19%	21
ALL FLORIDA FAMILY AND SPORTS MEDICINE		19	2	10%	21
BAPTIST HEALTH SOUTH FLORIDA - WEST BOCA URGENT CARE			21	100%	21
NURSES HELPING HANDS INC ALF		21			21
STEWART MEDICAL GROUP			21	100%	21
MADISON COUNTY MEMORIAL HOSP		12	9	43%	21
QUICK CARE MED LLC		20	1	5%	21
LABCORP RTP		2	19	90%	21
MINUTECLINIC DIAGNOSTIC OF RHODE ISLAND, LLC #212		21			21
Darcy Hall Of Life Care		21			21

# COVID-19: testing by laboratory

Data through Nov 26, 2020 verified as of Nov 27, 2020 at 09:25 AM

Data in this report are provisional and subject to change.

The numbers in the table below represent the number of Florida and non-Florida residents for whom test results were received by the Department of Health. A person can be tested by more than one laboratory and can have both positive and negative results. **Therefore, the sum of the numbers in each column will be larger than the total number of people tested.**

Reporting lab	Inconclusive	Negative	Positive	Percent positive	Total
GOOD SAMARITAN CENTER		21			21
TAYLORVILLE FAMILY MEDICINE		15	5	25%	20
PALM HARBOR FAMILY PRACTICE & WALK-IN		13	7	35%	20
LONG ISLAND JEWISH MED CTR		19	1	5%	20
BARRY UNIVERSITY STUDENT HEALTH SERVICES		10	10	50%	20
AMERICAN FAMILY MEDICAL LLC		15	5	25%	20
WEST VOLUSIA FAMILY AND SPORTS MEDICINE		20			20
CARENOW - DOWNTOWN NORTH GULCH		20			20
UPMC CHAUTAUQUA AT WCA LABORATORY		19	1	5%	20
INTERLACHEN PEDIATRICS PA		20			20
LABORATORY ALLIANCE OF CENTRAL NEW YORK		19	1	5%	20
CL BRUMBACK PRIMARY CARE CLINIC LANTANA		2	18	90%	20
GENEIQ		18	2	10%	20
PEDIATRICS BY THE SEA		20			20
HEALTHY MINORS, LLC.		20			20
HEARTLAND HEALTHCARE AND REHAB CENTER			20	100%	20
VILLAGE ON THE ISLE		18	2	10%	20
THE CHAPPEL GROUP RESEARCH		20			20
CORAL GABLES HOSPITAL			20	100%	20
FLORIDA PEDIATRIC GROUP		5	15	75%	20
MONTEFIORE NEW ROCHELLE HOSPITAL		19	1	5%	20
UNIVERSITY OF NORTH FLORIDA STUDENT HEALTH		17	3	15%	20
INTERNATIONAL MEDICAL LABORATORY		20			20
BIG BOCA SMILES LLC		19	1	5%	20
TGH MEDICAL GROUP LABORATORY CARROLLWOOD			20	100%	20
MEDCOMP SCIENCES			20	100%	20
PORT CHARLOTTE REHABILITATION CENTER		18	2	10%	20
MEDICAL EXPRESS CORP		18	2	10%	20
CENTRA CARE - DR. PHILLIPS		1	18	95%	19
ARDEN COURTS OF LARGO FL, LLC		16	3	16%	19
MEDEXPRESS URGENT CARE CORAL SPRINGS			19	100%	19
ALTERNATIVE LIVING, INC DBA TWIN CITIES PAVILION		19			19
MILLENNIUM PHYSICIAN GROUP LLC		18	1	5%	19
AFC URGENT CARE		8	11	58%	19
INTEGRATED REGIONAL LABORATORIES - LARGO			19	100%	19
LAB INTERMARKET FACILITY LAB		1	18	95%	19
AMA MEDICAL GROUP LLC		18	1	5%	19
HEALTH CENTRAL PARK		19			19
FHMG- FLORIDA HOSPITAL MEDICAL GROUP		13	6	32%	19
SPRINGS AT BOCA CIEGA BAY,THE		19			19
UNIV OF ROCHESTER-STRONG MEMORIAL HOSP		19			19
BAYVIEW MEDICAL		19			19
PALMS FACILITY INC		19			19
CLINICA HISPANA			19	100%	19
ADVENT HEALTH - LAKE MARY PEDIATRICS		12	7	37%	19
INTERCOASTAL MEDICAL GROUP			19	100%	19

# COVID-19: testing by laboratory

Data through Nov 26, 2020 verified as of Nov 27, 2020 at 09:25 AM

Data in this report are provisional and subject to change.

The numbers in the table below represent the number of Florida and non-Florida residents for whom test results were received by the Department of Health. A person can be tested by more than one laboratory and can have both positive and negative results. **Therefore, the sum of the numbers in each column will be larger than the total number of people tested.**

Reporting lab	Inconclusive	Negative	Positive	Percent positive	Total
STONE WASH CLINICAL LABORATORIES		2	17	89%	19
MED HEALTH SERVICES		18	1	5%	19
ESOTERIX GENETIC LABORATORIES		16	3	16%	19
CENTRAL FLORIDA HEALTH CARE INC		2	17	89%	19
TRADITIONAL HOME HEALTH OF PALM BEACH INC		19			19
MEDRITE URGENT CARE		12	7	37%	19
REDITUS LABORATORIES			19	100%	19
TGH URGENT CARE POWERED BY FAST TRACK			18	100%	18
XPRESS WELLNESS URGENT CARE			18	100%	18
CLERMONT ADVENTHEALTH CENTRA CARE			18	100%	18
ZON BEACHSIDE LLC		15	3	17%	18
MOORINGS PARK OAKSTONE AT GREY OAKS		17	1	6%	18
EC OPCO CARROLLWOOD LLC		13	5	28%	18
IMA MEDICAL GROUP		13	5	28%	18
TOTAL RENAL LABORATORIES INC		13	5	28%	18
BETHUNE-COOKMAN UNIVERSITY			18	100%	18
PARAMOUNT URGENT CARE INC			18	100%	18
MADISON CORE LABORATORIES		17	1	6%	18
ADVANCED MEDICAL GROUP			18	100%	18
UNION MEDICAL CARE		18			18
MINUTE CLINIC, LLC DBA MINUTECLINIC #4505		17	1	6%	18
FAMILY CARE PARTNERS OF NORTHEAST FLORIDA LLC		3	15	83%	18
CROSSWINDS HEALTH AND REHABILITATION CENTER		18			18
POARCH BANC CREEK INDIANS TRIBAL HEALTH DEPARTMENT			18	100%	18
TPCA CLINICAL LABORATORIES		15	3	17%	18
SEVEN RIVERS REGIONAL MEDICAL CENTER		5	13	72%	18
ST PETER'S BENDER LABORATORY		18			18
LONG TERM CARE OF GULF BREEZE LLC		17			17
PHYSICIANS STAT			17	100%	17
WORKPLACE SCREENING INTELLIGENCE			17	100%	17
UVMCM MICROBIOLOGY		16	1	6%	17
LINCOLN DIAGNOSTIC LAB		16	1	6%	17
MINUTECLINIC, LLC #08366		15	2	12%	17
DOCTORS MEMORIAL FAMILY PRACTICE	2	12	3	18%	17
MAYO CLINIC JACKSONVILLE			17	100%	17
CAREMED INTERNAL MEDICINE			17	100%	17
GASTROENTEROLOGY ASSOCIATES OF PENSACOLA PA		16	1	6%	17
JAMES A HALEY VETERANS HOSPITAL			17	100%	17
FLORIDA DEPARTMENT OF HEALTH IN LAKE COUNTY		10	7	41%	17
DAVID LAWRENCE CENTER		15	2	12%	17
AZALEA TRACE PHYSICIAN SERVICES		17			17
TGH URGENT CARE - RIVERVIEW			17	100%	17
FLORIDA COMMUNITY HEALTH CENTER OF ST. LUCIE		1	16	94%	17
GOOD SAMARITAN HOSPITAL LABORATORY		14	3	18%	17
CARENOW URGENT CARE - LAKE MARY			17	100%	17
NIGHT LITE PEDIATRICS CENTER LLC		8	9	53%	17

# COVID-19: testing by laboratory

Data through Nov 26, 2020 verified as of Nov 27, 2020 at 09:25 AM

Data in this report are provisional and subject to change.

The numbers in the table below represent the number of Florida and non-Florida residents for whom test results were received by the Department of Health. A person can be tested by more than one laboratory and can have both positive and negative results. **Therefore, the sum of the numbers in each column will be larger than the total number of people tested.**

Reporting lab	Inconclusive	Negative	Positive	Percent positive	Total
ISLAND URGENT CARE PLLC		17			17
SUWANNEE HEALTH AND REHABILITATION CENTER		17			17
MARATHON HEALTH FOR LIFE		15	2	12%	17
ASCENSION ST VINCENT'S PRIMARY CARE			17	100%	17
JACKSON NORTH MEDICAL CENTER		2	15	88%	17
WEST ISLIP URGENT CARE		17			17
VIPEDIATRICS PLLC		16	1	6%	17
JAMAICA HOSPITAL MEDICAL CENTER		17			17
SOUTHSIDE HOSPITAL NORTHWELL HEALTH LABORATORY		16	1	6%	17
TEN HEALTHCARE		2	15	88%	17
PEDIATRIC ASSOCIATES OF OCALA PA		15	2	12%	17
WALK IN MEDICAL URGENT CARE		17			17
CONSOLIDATED LAB SERVICES		8	9	53%	17
PRACTICE MANAGEMENT OF AMERICA, INC.		1	16	94%	17
BROOKDALE PALMER RANCH	1	16			17
Emory L Bennett State Veterans Nursing Home		16	1	6%	17
ST ELIZABETH MEDICAL CENTER LABORATORY		15	1	6%	16
UNIVERSITY HOSPITAL		13	3	19%	16
URGENT CARE CLINIC OF LINCOLN		14	2	13%	16
CARESPOT		1	15	94%	16
FLORIDA HOSPITAL LABS		7	9	56%	16
PEDIATRICS IN BREVARD PA- ROCKLEDGE		11	5	31%	16
DR G'S URGENT CARE		15	1	6%	16
PENSACOLA PEDIATRICS, PA		15	1	6%	16
BAY PEDIATRICS PA		14	2	13%	16
WEDGEWOOD HEALTHCARE CENTER		13	3	19%	16
MILLENNIUM PHYSICIAN GRP LLC NAPLES PINE RIDGE			16	100%	16
ROYAL PALM SENIOR RESIDENCE		16			16
WESTPAC LABS		1	15	94%	16
REDI-MED WALK IN FAMILY CLINIC			16	100%	16
FAST TRACK URGENT CARE CENTER - TYRONE			16	100%	16
FLORIDA MEDICAL CLINIC LLC		16			16
FLORIDA HEALTH CARE DELAND			16	100%	16
DISCOVERY VILLAGE AT MELBOURNE		15	1	6%	16
CITRUS MEMORIAL HOSPITAL			16	100%	16
HERITAGE OAKS ASSISTED LIVING & MEMORY CARE		12	4	25%	16
SOLARIS SENIOR LIVING VERO BEACH		16			16
HEALTH CENTRAL HOSPITAL			16	100%	16
THE COMMONWEALTH OF MASSACHUSETTS			16	100%	16
DCH REGIONAL MEDICAL CENTER LABORATORY		15	1	6%	16
WARDE MEDICAL LABORATORY		11	5	31%	16
MAKO MEDICAL		14	2	13%	16
PEDIATRIC HEALTH CARE ALLIANCE			16	100%	16
CARITHERS PEDIATRIC GROUP		9	7	44%	16
MEDEXPRESS URGENT CARE - DELAND			16	100%	16
XERA MED RESEARCH			16	100%	16



# COVID-19: testing by laboratory

Data through Nov 26, 2020 verified as of Nov 27, 2020 at 09:25 AM

Data in this report are provisional and subject to change.

The numbers in the table below represent the number of Florida and non-Florida residents for whom test results were received by the Department of Health. A person can be tested by more than one laboratory and can have both positive and negative results. **Therefore, the sum of the numbers in each column will be larger than the total number of people tested.**

Reporting lab	Inconclusive	Negative	Positive	Percent positive	Total
LEVY COUNTY DEPARTMENT OF HEALTH		15	1	6%	16
GRAMERCY PARK URGENT CARE		16			16
MISSION OAKS ASSISTED LIVING		16			16
SAMANTHA WILSON CARE CENTER		16			16
ALL FLORIDA FAMILY & SPORTS MEDICINE		15	1	6%	16
INTERNAL MEDICINE ASSOCIATES & SPECIALTIES INC		15	1	6%	16
ASURANCE SCIENTIFIC LABORATORIES		15			15
BOND CLINIC, PA		7	8	53%	15
RIVERHEAD URGENT CARE		15			15
ADVENT HEALTH CENTRA CARE - LAKE BUENA VISTA			15	100%	15
HARMONY HEALTH OPCO, LLC		15			15
ROCKLEDGE FAMILY HEALTH			15	100%	15
ESTATES MEDICAL CENTER		12	3	20%	15
SEMINOLE SPORTS AND FAMILY MEDICINE		15			15
CORAL REEF NURSING & REHAB CENTER		15			15
PREMISE HEALTH MIA			15	100%	15
JACOBI MEDICAL CENTER		15			15
STETSON UNIVERSITY STUDENT HEALTH CENTER		3	12	80%	15
TUKA PEDIATRICS		1	14	93%	15
HOLLEY-NAVARRE MEDICAL CLINIC		5	10	67%	15
FLAGLER COLLEGE HEALTH SERVICES			15	100%	15
CARENOW LAKE MARY			15	100%	15
CHAUTAUQUA REHABILITATION AND NURSING CENTER		14	1	7%	15
MILTON 4707		15			15
ST CATHERINE OF SIENA HOSPITAL		14	1	7%	15
KEY WEST MEDICAL CENTER	1	14			15
DIATHERIX		13	2	13%	15
SINAI HOSPITAL OF BALTIMORE		15			15
PREDICTIVE LABORATORIES, INC		13	2	13%	15
TITUSVILLE FAMILY PRACTICE		5	10	67%	15
BOZEMAN HEALTH DEACONESS HOSPITAL		12	3	20%	15
FLAGLER HOSPITAL INC	2		13	87%	15
ADVENT HEALTH - ZEPHYRHILLS			15	100%	15
ANDALUSIA HEALTH		7	8	53%	15
EASTLAKE PEDIATRICS - TRINITY		15			15
ORLANDO HEALTH		2	13	87%	15
BROOKWOOD BAPTIST MEDICAL CENTER		14	1	7%	15
FARAH MEDICAL		15			15
HODGES CLUSTER		2	13	87%	15
WOODS OF MANATEE SPRINGS INC, THE		15			15
WALGREEN EASTERN CO, INC		14			14
LAKELAND NURSING AND REHABILITATION CENTER			14	100%	14
LAKEVIEW TERRACE RETIREMENT COMMUNITY		13	1	7%	14
ASTORIA HEALTH AND REHABILITATION CENTER		13	1	7%	14
FELICIDAD MEDICAL CENTER			14	100%	14
UAH STUDENT HEALTH CENTER		9	5	36%	14

# COVID-19: testing by laboratory

Data through Nov 26, 2020 verified as of Nov 27, 2020 at 09:25 AM

Data in this report are provisional and subject to change.

The numbers in the table below represent the number of Florida and non-Florida residents for whom test results were received by the Department of Health. A person can be tested by more than one laboratory and can have both positive and negative results. **Therefore, the sum of the numbers in each column will be larger than the total number of people tested.**

Reporting lab	Inconclusive	Negative	Positive	Percent positive	Total
SOLARIS SENIOR LIVING OF MERRITT ISLAND		14			14
CRANE CENTER		10	4	29%	14
SIGNATURE HEALTHCARE OF ORANGE PARK		14			14
HEARTLAND PEDIATRICS OF LAKE PLACID PA		8	6	43%	14
APOLLOMDX LABS		1	13	93%	14
MAUREEN OROURKE-FUTEY			14	100%	14
BENTON HOUSE OF PORT ORANGE		8	6	43%	14
ADVENT HEALTH EXPRESS CARE		4	10	71%	14
PINELLAS COUNTY JAIL			14	100%	14
NOVANT HEALTH		11	3	21%	14
TELEVISIT MALABAR PEDIATRICS		5	9	64%	14
THE CANOPY AT HARPER LAKE	1		13	93%	14
NORTH FLORIDA PEDIATRICS - JACKSONVILLE		14			14
CHARLES CROFT MD	1	13			14
NEW YORK PRESBYTERIAN - ALLEN HOSPITAL		14			14
ARBOR OAKS AT TYRONE	1	13			14
LIFE BRITE		13	1	7%	14
POLK CHD BARTOW		13	1	7%	14
GREEN GABLES ASSISTED LIVING FACILITY		14			14
Margate Health and Rehabilitation Center		13	1	7%	14
EMERGENCY PHYSICIANS MEDICAL CENTER LLC		6	8	57%	14
SPRINGS AT LAKE POINTE WOODS		14			14
ALZHEIMERS CARE CENTER OF VIERA LTD		8	6	43%	14
MED COMP SCIENCES			14	100%	14
FAMILY CARE CENTER OF ARLINGTON		9	5	36%	14
NORTH CAROLINA DEPARTMENT OF HEALTH & HUMAN SERVICES			14	100%	14
CALHOUN LIBERTY HOSPITAL			14	100%	14
CARE CENTERS OF NASSAU		13	1	7%	14
MANORCARE HEALTH SERVICES - VENICE		13	1	7%	14
HOLISTIX TREATMENT CENTERS		12	2	14%	14
OKEECHOBEE HEALTHCARE FACILITY			14	100%	14
AFTER HOURS PEDIATRICS			14	100%	14
MEDEMERGE		13	1	7%	14
HEALTHFIRST ADVENT HEALTH CENTRA CARE COCOA BEACH			14	100%	14
KINDRED AT HOME		10	3	23%	13
LEESBURG PEDIATRICS		12	1	8%	13
HALIFAX MEDICAL CENTER-PORT ORANGE LAB		9	4	31%	13
CLINICAL LABORATORY SERVICES			13	100%	13
NORTH CENTRAL BRONX HOSPITAL		12	1	8%	13
CARESPOT OF NOCATEE			13	100%	13
FLORIDA HEART & VASCULAR MULTISPECIALTY GROUP PA		11	2	15%	13
NOVANT HEALTH GOHEALTH URGENT CARE-HARRISBURG		6	7	54%	13
AU HEALTH		9	4	31%	13
MY CLINICAL LAB INC		4	9	69%	13
CDR MAGUIRE INC	1	2	10	77%	13
OPIS ISLAND LAKE CENTER		13			13

# COVID-19: testing by laboratory

Data through Nov 26, 2020 verified as of Nov 27, 2020 at 09:25 AM

Data in this report are provisional and subject to change.

The numbers in the table below represent the number of Florida and non-Florida residents for whom test results were received by the Department of Health. A person can be tested by more than one laboratory and can have both positive and negative results. **Therefore, the sum of the numbers in each column will be larger than the total number of people tested.**

Reporting lab	Inconclusive	Negative	Positive	Percent positive	Total
SOUTHEAST FAMILY HEALTHCARE CENTER			13	100%	13
FLORIDA STATE HOSPITAL			13	100%	13
JA POC MANUAL SUBSECTION		13			13
GLEN COVE HOSPITAL		13			13
SRMC AVALON		9	4	31%	13
PHYSICIANS PRIMARY CARE OF SOUTHWEST FLORIDA		9	4	31%	13
ADVANCED URGENT CARE		11	2	15%	13
ESCAMBIA COMMUNITY CLINIC		2	11	85%	13
HUNT CLUB MEDICAL		12	1	8%	13
IN-OFFICE LAB		12	1	8%	13
EPIPHANY HEALTH		7	6	46%	13
VILLA OF KINGS AND QUEENS OF DELRAY		13			13
BOCA SIMON		1	12	92%	13
NO NAME		8	5	38%	13
HARMONY CLINIC		1	12	92%	13
CONNECTDX		3	10	77%	13
AURORA DIAGNOSTICS		2	11	85%	13
FLORIDA HEALTH CARE PLANS INC		1	12	92%	13
UM MILLER SCHOOL OF MEDICINE			13	100%	13
MIRACLE HILL NURSING & REHABILITATION CENTER INC		11	2	15%	13
AMMON ANALYTICAL LABORATORIES		12	1	8%	13
LINCOLN MEDICAL AND MENTAL HEALTH CENTER		13			13
ST. JUDES LABORATORIES		12	1	8%	13
ERIC C MARSHAL MD, PC DBA MINUTECLINIC		12	1	8%	13
PINES NURSING HOME		12	1	8%	13
LITTLE NECK URGENT CARE		13			13
NCH DOWNTOWN NAPLES HOSPITAL		1	11	92%	12
FINNISH AMERICAN REST HOME-ALF		12			12
MEDIPATH LLC			12	100%	12
VPA PC LAB		12			12
ADVENT HEALTH PARTIN SETTLEMENT HEALTH PARK		7	5	42%	12
Palms at Ponte Vedra Assisted Living and Memory Care		11	1	8%	12
CENTRAL FLORIDA PEDIATRICS		5	7	58%	12
IREPERTOIRE_MOL_LAB		12			12
RITECARE MEDICAL CENTER			12	100%	12
HELIX DIAGNOSTICS			12	100%	12
REGENEXX TAMPA BAY		11	1	8%	12
SANDY PINES		12			12
APPLE DIAGNOSTICS LAB		5	7	58%	12
MCWHORTER SCHOOL OF PHARMACY		12			12
UNIVERSITY LAB			12	100%	12
NAPLES GREEN VILLAGE		12			12
NIGHT LITE PEDIATRIC CENTER		8	4	33%	12
FG RAPID RESULTS		12			12
GRAND VILLA OF ST PETERSBURG		11	1	8%	12
HUDSON VALLEY HOSPITAL CENTER LABORATORY		11	1	8%	12

# COVID-19: testing by laboratory

Data through Nov 26, 2020 verified as of Nov 27, 2020 at 09:25 AM

Data in this report are provisional and subject to change.

The numbers in the table below represent the number of Florida and non-Florida residents for whom test results were received by the Department of Health. A person can be tested by more than one laboratory and can have both positive and negative results. **Therefore, the sum of the numbers in each column will be larger than the total number of people tested.**

Reporting lab	Inconclusive	Negative	Positive	Percent positive	Total
PLAINVIEW URGENT CARE		11	1	8%	12
WESTWOOD HEALTHCARE SNF		12			12
FUNGAL REFERENCE LABORATORY		12			12
LIFE CARE OF PORT SAINT LUCIE		3	9	75%	12
MERIDIAN AT WATERWAYS, THE		10	2	17%	12
COLORADO DEPARTMENT OF HEALTH LABORATORY SERVICES DIVISION			12	100%	12
CLEVELAND CLINIC			12	100%	12
PREMIER MEDICAL ASSOCIATES ALL FLORIDA LLC		12			12
MELBOURNE FAMILY PRACTICE		11	1	8%	12
AMERICAN HOUSE-BONITA SPRINGS		12			12
DALE MEDICAL CENTER		8	4	33%	12
BROWARD DIALYSIS			12	100%	12
NEWYORK-PRESBYTERIAN/ LAWRENCE HOSPITAL LABORATORY		11	1	8%	12
CAPE REGIONAL MEDICAL CENTER		12			12
FLORIDA DEPARTMENT OF HEALTH IN HILLSBOROUGH COUNTY			12	100%	12
LEON CHD		12			12
SNH BRFL TENANT LLC		12			12
BONIFAY NURSING AND REHABILITATION CENTER			12	100%	12
FLORIDA DEPT OF HEALTH		4	8	67%	12
FINLAY C. LABORATORY		3	9	75%	12
PROMEDICA LABORATORIES		11	1	8%	12
AMERICAN ESOTERIC LABORATORIES			12	100%	12
GLEN OAKS HEALTH AND REHABILITATION CENTER			12	100%	12
VETERANS AFFAIRS MEDICAL CENTER - NEW YORK HARBOR		11	1	8%	12
DYNAMIC DNA LAB		1	11	92%	12
PARKWEST MEDICAL CENTER		10	2	17%	12
MED PLUS FLORENCE		8	4	33%	12
MEDEXPRESS URGENT CARE OF BOYNTON BEACH LLC		1	11	92%	12
CALADIUM PEDIATRICS		11	1	8%	12
FAWCETT MEMORIAL HOSPITAL LABORATORY			12	100%	12
SHELBY COUNTY HEALTH CARE CORPORATION		9	3	25%	12
LAKE HOWELL FAMILY MEDICINE ASSOCIATES		9	3	25%	12
MI2297090CV HOLLAND-23D2189684		12			12
PRIMECARE OF DOTHAN-DALEVILLE CLINIC		10	2	17%	12
HARBOUR ISLAND PEDIATRICS		9	3	25%	12
FLORIDA DEPARMENT OF HEALTH CLAY COUNTY			12	100%	12
FAMILY CARE CYPRESS CREEK		1	11	92%	12
CANTON-POTSDAM HOSPITAL LABORATORY		12			12
PINES OF SARASOTA		11			11
North Lake Care Center		11			11
LONG BEACH URGENT CARE		11			11
CARE FAST MURABELLA		7	4	36%	11
SEVEN HILLS HEALTH AND REHABILITATION CENTER		11			11
UNION MEDICAL CARE PLLC		11			11
BULLS HEAD URGENT CARE		11			11
DMH STEINHATCHEE FAMILY MEDICINE		8	3	27%	11

# COVID-19: testing by laboratory

Data through Nov 26, 2020 verified as of Nov 27, 2020 at 09:25 AM

Data in this report are provisional and subject to change.

The numbers in the table below represent the number of Florida and non-Florida residents for whom test results were received by the Department of Health. A person can be tested by more than one laboratory and can have both positive and negative results. **Therefore, the sum of the numbers in each column will be larger than the total number of people tested.**

Reporting lab	Inconclusive	Negative	Positive	Percent positive	Total
CLERMONT HEALTH AND REHABILITATION CENTER		11			11
ORANGE REGIONAL MEDICAL CENTER LABORATORY		9	2	18%	11
HARBORCHASE OF NAPLES		11			11
STATEN ISLAND UNIVERSITY HOSPITAL		11			11
Life Care Center of Sarasota		5	6	55%	11
ST VINCENT'S EAST		10	1	9%	11
JOHNS HOPKINS CHILDREN'S HOSPITAL			11	100%	11
THE TERRACE OF SAINT CLOUD		9	2	18%	11
GULF COAST MEDICAL CENTER		10	1	9%	11
MASSACHUSETTS GENERAL HOSPITAL		1	10	91%	11
REGENCY SQUARE MALL - SEARS		1	10	91%	11
SENIOR LIVING VII TAMPA LLC	1	5	5	45%	11
FORT SANDERS REGIONAL LABORATORY		11			11
SUNCOAST URGENT CARE			11	100%	11
SARASOTA MEMORIAL NURSING & REHABILITATION CTR		11			11
BAPTIST MEDICAL CENTER EAST		9	2	18%	11
RIVER TOWN DIAGNOSTIC LLC		1	10	91%	11
LAKE CITY VA MEDICAL CENTER			11	100%	11
SHELBY BAPTIST MEDICAL CENTER		6	5	45%	11
TROPICANA		5	6	55%	11
OAK MANOR NURSING HOME		10	1	9%	11
INTERSCIENCE DIAGNOSTIC LABORATORY		11			11
CHILDREN'S MEDICAL CENTER			11	100%	11
SPEARHEAD MEDICAL			11	100%	11
FHCP-PORT ORANGE		3	8	73%	11
TREASURE COAST URGENT CARE			11	100%	11
PALM BEACH PATHOLOGY		9	2	18%	11
WHITE WILSON MEDICAL CENTER IMMEDIATE CARE			11	100%	11
FAMILY HEALTH CENTERS OF SWF LABS		1	10	91%	11
PALMS MEDICAL GROUP - LAKE CITY WEST		3	8	73%	11
WALGREEN		3	8	73%	11
DISCOVERY VILLAGE AT NAPLES		11			11
HENDRY REGIONAL CORPORATE HEALTH			11	100%	11
MAINSTREET FAMILY SELECT		1	10	91%	11
MEDIQUICK URGENT CARE CENTERS INC			11	100%	11
ELMCROFT OF BELLA VITA		11			11
ST JOSEPH HOSPITAL		10	1	9%	11
CORE LABORATORY		1	10	91%	11
BRYAN WHITFIELD MEMORIAL HOSPITAL		7	4	36%	11
GOOD HEARTS COVID TESTING			11	100%	11
BROOKLYN HOSPITAL CENTER DOWNTOWN CAMPUS		11			11
WINTER PARK CARE AND REHABILITATION			11	100%	11
TAVARES PEDIATRICS		9	2	18%	11
JERICO URGENT CARE		11			11
TOTTENVILLE CIRCLE URGENT CARE		11			11
RJ LEE GROUP		10			10

# COVID-19: testing by laboratory

Data through Nov 26, 2020 verified as of Nov 27, 2020 at 09:25 AM

Data in this report are provisional and subject to change.

The numbers in the table below represent the number of Florida and non-Florida residents for whom test results were received by the Department of Health. A person can be tested by more than one laboratory and can have both positive and negative results. **Therefore, the sum of the numbers in each column will be larger than the total number of people tested.**

Reporting lab	Inconclusive	Negative	Positive	Percent positive	Total
AMEERAH LABS, LLC		9	1	10%	10
KINDRED HOSPITAL THE PALM BEACHES		10			10
OCEAN REEF MEDICAL CENTER		2	8	80%	10
PALMETTO PEDIATRICS			10	100%	10
HEALTH MED CENTERS		10			10
BLOUNT MEMORIAL HOSPITAL		9	1	10%	10
TALLAHASSEE DEVELOPMENTAL CENTER□		10			10
NEW YORK METHODIST HOSPITAL		10			10
ERDOX		10			10
ROCKLEDGE		1	9	90%	10
CBC LAB		3	7	70%	10
APPALACHIAN REGIONAL HEALTHCARE SYSTEM		10			10
EMERALD COAST PEDIATRICS			10	100%	10
SOUTHEASTERN LABORATORY			10	100%	10
BROWARD HEALTH CARE			10	100%	10
LAKE BALDWIN CBOC		9	1	10%	10
ACADIAN DIAGNOSTIC LABORATORIES		8	2	20%	10
PALM BAY PEDIATRICS		1	9	90%	10
LAKE MARY KIDS CENTRA CARE			10	100%	10
BETHESDA HEALTH PHYSICIAN GROUP INC			10	100%	10
COUNTY OF LOS ANGELES			10	100%	10
AVANTE ST CLOUD		7	3	30%	10
BRASHEAR'S VITAL CARE CORP			10	100%	10
HCR MANORCARE		10			10
LONG ISLAND JEWISH VALLEY STREAM		10			10
PINELLAS COUNTY HEALTH DEPARTMENT		2	8	80%	10
ODYSSEY HEALTHCARE OF MARION COUNTY, LLC		10			10
CORE BIO LABS		5	5	50%	10
BELLEVUE HOSPITAL CENTER DEPARTMENT		10			10
NEW JERSEY DEPARTMENT OF HEALTH COMMUNICABLE DISEASE SERVICE		3	7	70%	10
BAPTIST PRIMARY CARE, INC		10			10
PRATTVILLE BAPTIST HOSPITAL		9	1	10%	10
URGENT CARE WEST CLINIC		8	2	20%	10
EMERALD COAST HOSPICE - CRESTVIEW		10			10
LIFE CARE CENTER OF JACKSONVILLE□			10	100%	10
HARBORCHASE OF WELLINGTON CROSSING		9	1	10%	10
GADSDEN REGIONAL MEDICAL CENTER		10			10
NAPHCARE, INC.			10	100%	10
OPPENHEIMER PLASTIC SURGERY LLC		10			10
DEVELOPMENTAL DISABILITIES DEFENDANT PROGRAM		10			10
CREATIVE TESTING SOLUTIONS		3	7	70%	10
BAPTIST PRIMARY CARE INC		7	3	30%	10
CONSULATE HEALTH CARE OF SAFETY HARBOR		8	2	20%	10
UMHC/SYLVESTER AT KENDALL		1	9	90%	10
LAKE NONA MEDICAL SERVICES		3	7	70%	10
MEDICAL LABORATORY DIAGNOSTICS			10	100%	10

# COVID-19: testing by laboratory

Data through Nov 26, 2020 verified as of Nov 27, 2020 at 09:25 AM

Data in this report are provisional and subject to change.

The numbers in the table below represent the number of Florida and non-Florida residents for whom test results were received by the Department of Health. A person can be tested by more than one laboratory and can have both positive and negative results. **Therefore, the sum of the numbers in each column will be larger than the total number of people tested.**

Reporting lab	Inconclusive	Negative	Positive	Percent positive	Total
CARDIOLOGY AND MEDICINE ASSOCIATES INC		10			10
PEDIATRIC HEALTH CARE ALLIANCE, P.A.			10	100%	10
COVANCE CENTRAL LABORATORY			10	100%	10
BEAUMONT LABORATORY			10	100%	10
CHIPOLA MEDICAL ASSOCIATES		2	8	80%	10
LEHIGH VALLEY HOSPITAL		3	7	70%	10
NIGHT LITE PEDIATRICS CENTER, LLC		1	9	90%	10
MHHS All Lab Subsection		10			10
COMMUNITY HEALTH CENTER		2	8	80%	10
NORTH OKALOOSA PHYSICIAN GROUP		10			10
RIVERSIDE MEDICAL GROUP		8	1	11%	9
OMNI			9	100%	9
UNAVAILABLE/UNKNOWN/NO INFORMATION FOUND			9	100%	9
CHILDREN'S HEALTH CENTER INC.		7	2	22%	9
BAYONET POINT HOSPITAL			9	100%	9
MEDEX REGIONAL LABORATORIES LLC		1	8	89%	9
WATERCREST ST LUCIE WEST		9			9
ACCESS 365 URGENT CARE		7	2	22%	9
FORT WALTON BEACH DEVELOPMENTAL CENTER		8	1	11%	9
CAREHERE- LCS LEESBURG			9	100%	9
FIRST CHOICE PEDIATRICS WINTER SPRINGS		9			9
PATHOGENIUS LABORATORIES		2	7	78%	9
ADVANCED MEDICAL OF NAPLES LLC			9	100%	9
PROJECT HEALTH INC		7	2	22%	9
INN AT LAKE SEMINOLE SQUARE, THE		9			9
TMH PHYSICIAN PARTNERS - MONTICELLO		8	1	11%	9
BOCA RATON REGIONAL HOSPITAL LAB			9	100%	9
BLISS HEALTHCARE SERVICES			9	100%	9
BUREAU OF PUBLIC HEALTH		1	8	89%	9
MINUTECLINIC DIAGNOSTIC OF RHODE ISLAND, LLC #590		9			9
FRICKS PHARMACY		8	1	11%	9
DIAGNOSTIC & CLINICAL CARE SERVICES INC DBA		9			9
COLORADO DEPARTMENT OF PUBLIC HEALTH AND ENVIRONMENT			9	100%	9
QUOTIENT SCIENCES LABS LLC			9	100%	9
AIM LABORATORIES			9	100%	9
LPG PEDIATRICS AT PAGE FIELD		9			9
CRUCIAL CARE		7	2	22%	9
NORTH FLORIDA INTEGRATIVE MEDICINE		5	4	44%	9
VILLAGE PLACE HEALTH AND REHAB		9			9
MOUNT DORA PEDIATRICS		8	1	11%	9
EMERALD COAST BEHAVIORAL HOSPITAL		9			9
MID-FLORIDA PATHOLOGY, LLC		9			9
MORTON PLANT MEASE			9	100%	9
LYSTER ACH FT RUCKER AL		8	1	11%	9
ARNOT OGDEN MEDICAL CENTER LABORATORY		9			9
CHEMISYS LABORATORIES		1	8	89%	9

# COVID-19: testing by laboratory

Data through Nov 26, 2020 verified as of Nov 27, 2020 at 09:25 AM

Data in this report are provisional and subject to change.

The numbers in the table below represent the number of Florida and non-Florida residents for whom test results were received by the Department of Health. A person can be tested by more than one laboratory and can have both positive and negative results. **Therefore, the sum of the numbers in each column will be larger than the total number of people tested.**

Reporting lab	Inconclusive	Negative	Positive	Percent positive	Total
AFTER HOURS PEDIATRICS INC			9	100%	9
MAITLAND PRIMARY CARE		9			9
PRECISION GENETICS			9	100%	9
BRANDON COMMUNITY HEALTH CENTER		2	7	78%	9
JEFFERSON K-12, A SOMERSET SCHOOL- CLINIC		8	1	11%	9
GCPM MANUAL MICROBIOLOGY		1	8	89%	9
PORT SAINT JOHN FAMILY PRACTICE		6	3	33%	9
PHELPS HOSPITAL LABORATORY		9			9
ADVENT HEALTH - WINTER HAVEN		5	4	44%	9
BASSETTI & ASSOCIATES, MD, PA			9	100%	9
MICHIGAN DEPARTMENT OF HEALTH AND HUMAN SERVICES			9	100%	9
CARENOW URGENT CARE-MT JULIET		8	1	11%	9
Maury Regional Hospital		6	3	33%	9
PLYMOUTH HARBOR INCORPORATED		9			9
ADVENT HEALTH - KISSIMMEE			9	100%	9
MAGNOLIA PEDIATRICS		2	7	78%	9
LUCID DIAGNOSTICS LABS			9	100%	9
THE TRADITION OF THE PALM BEACHES		9			9
PRIME HEALTH OF NORTH PORT LLC		7	2	22%	9
HORIZON ALF		9			9
MINUTE CLINIC DIAGNOSTIC OF VIRGINIA		5	3	38%	8
LAKEVIEW INTERNAL MEDICINE		4	4	50%	8
METHODIST MEDICAL CENTER		6	2	25%	8
BAPTIST OUTPATIENT			8	100%	8
CIAN DIAGNOSTICS			8	100%	8
JUST FOR KIDS PEDIATRICS		2	6	75%	8
NEMOURS CHILDREN'S URGENT CARE, ORLANDO - WATERFORD LAKES			8	100%	8
PATEL MEDICAL VENTURES		7	1	13%	8
INNOVATIVE RESEARCH OF WEST FLORIDA		6	2	25%	8
ST ANTHONYS REHABILITATION HOSPITAL		7	1	13%	8
ATLANTIC CONSOLIDATED LABORATORY		8			8
BROWARD HEALTH IMPERIAL POINT NURSING			8	100%	8
OHIO CVS STORES, LLC DBA		8			8
X-GENE MOLECULAR LABS		1	7	88%	8
MEDICAL CENTER OF DELTONA, INC		8			8
HOLY NAME MEDICAL CENTER	1	6	1	13%	8
Coastal Health and Rehabilitation Center		7	1	13%	8
MOSOLF PEDIATRICS			8	100%	8
NORTH PINELLAS CHILDRENS MEDICAL CENTER			8	100%	8
SYNIVERSE WELLNESS CENTER		6	2	25%	8
PEDIATRIC HEALTH CARE ALLIANCE PA			8	100%	8
MORRIS PARK URGENT CARE		5	3	38%	8
DOCTOR'S IN HOUSE LAB			8	100%	8
ISLAND DOCTORS			8	100%	8
SOMERBY OF SANTA ROSA BEACH		8			8
ARTHREX MEDICAL CENTER		5	3	38%	8



# COVID-19: testing by laboratory

Data through Nov 26, 2020 verified as of Nov 27, 2020 at 09:25 AM

Data in this report are provisional and subject to change.

The numbers in the table below represent the number of Florida and non-Florida residents for whom test results were received by the Department of Health. A person can be tested by more than one laboratory and can have both positive and negative results. **Therefore, the sum of the numbers in each column will be larger than the total number of people tested.**

Reporting lab	Inconclusive	Negative	Positive	Percent positive	Total
BRIDGEVIEW CENTER LLC		6	2	25%	8
EC OPCO PENSACOLA, LLC		8			8
LIFE CARE CITRUS COUNTY			8	100%	8
GENE STREET LABORATORIES, LLC		6	2	25%	8
Bayside Health and Rehabilitation		7	1	13%	8
NATURE COAST REGIONAL MEDICAL CENTER			8	100%	8
RAINBOW PEDIATRICS			8	100%	8
ALACHUA COUNTY HEALTH DEPARTMENT		1	7	88%	8
FLORIDA HOSPITAL WINTER GARDEN		7	1	13%	8
Cleveland Clinic Laboratories		4	4	50%	8
SAMARITAN MEDICAL CENTER		8			8
COLLIER COUNTY HEALTH DEPT.		4	4	50%	8
ST. JOSEPH HOSPITAL AND HEALTH CARE INC.			8	100%	8
MARQUES PEDIATRICS			8	100%	8
RESTORE HEALTH URGENT CARE		2	6	75%	8
HEALTHMARK REGIONAL HOSPITAL LAB		4	4	50%	8
MICHIGAN DEPARTMENT OF COMMUNITY HEALTH		1	7	88%	8
FHCP-ORANGE CITY			8	100%	8
FAST TRACK URGENT CARE CENTER - DOWNTOWN			8	100%	8
ROBERT WOOD JOHNSON HOSPITAL		7	1	13%	8
ALLINA HEALTH - ABBOTT NORTHWESTERN HOSPITAL		5	3	38%	8
PARROTT MEDICAL CLINIC			8	100%	8
RICHMOND UNIVERSITY MEDICAL CENTER		7	1	13%	8
NORTH PINELLAS STATMED QUICK QUALITY CLINICS		5	3	38%	8
MONTEFIORE ST LUKE'S CORNWALL HOSPITAL		7	1	13%	8
VETERAN AFFAIRS MEDICAL CENTER - JAMES J PETERS		6	2	25%	8
UNIVERSITY MEDICAL CENTER		8			8
THE WOLFF CENTER FOR CHILD & ADOLESCENT HEALTH			8	100%	8
FLAGLER HOSPITAL LABORATORY		2	6	75%	8
MARKET STREET VIERA		8			8
NORTHERN WESTCHESTER HOSPITAL LABORATORY		7	1	13%	8
BEAUMONT EMERGENCY CENTER			8	100%	8
HARBORCHASE OF DR PHILLIPS		7	1	13%	8
GOLISANO CHILDREN'S HOSPITAL OF SOUTHWEST FLORIDA		6	2	25%	8
REDMED CLINIC OF ARLINGTON		7	1	13%	8
FLUSHING HOSPITAL MEDICAL CENTER		6	2	25%	8
DOCTOR'S IN-HOUSE LAB/COMMUNITY HEALTH CENTERS OF PINELLAS - CLEARWATE			8	100%	8
SYLVESTER AT PLANTATION LABORATORY		7	1	13%	8
CVS			8	100%	8
JX REF LAB			8	100%	8
MID-HUDSON VALLEY DIVISION OF WESTCHESTER MEDICAL		8			8
EXECUTIVE MEDICAL SERVICES		8			8
MEDEXPRESS URGENT CARE - WEST TAMPA			8	100%	8
PIONEER CLINICAL LAB LLC		6	2	25%	8
CABANA AT JENSEN DUNES, THE		8			8
MINUTECLINIC DIAGNOSTICS MEDICAL GROUP		8			8

# COVID-19: testing by laboratory

Data through Nov 26, 2020 verified as of Nov 27, 2020 at 09:25 AM

Data in this report are provisional and subject to change.

The numbers in the table below represent the number of Florida and non-Florida residents for whom test results were received by the Department of Health. A person can be tested by more than one laboratory and can have both positive and negative results. **Therefore, the sum of the numbers in each column will be larger than the total number of people tested.**

Reporting lab	Inconclusive	Negative	Positive	Percent positive	Total
GENEUS DIAGNOSTICS			8	100%	8
INTERNAL MEDICINE ASSOCIATES OF JACKSON HOSPITAL			8	100%	8
TOWERS HOME CARE☐		7			7
AUBURN COMMUNITY HOSPITAL		6	1	14%	7
EMERGENCY MEDICAL CENTER		2	5	71%	7
THE MARY IMOGENE BASSETT HOSPITAL		7			7
MERCY MEDICAL CENTER		3	4	57%	7
ORMOND BEACH CENTRA CARE			7	100%	7
AVON PARK PEDIATRICS			7	100%	7
GROWING TOGETHER PEDIATRICS, LLC		6	1	14%	7
ALLEGRO - TAMPA	1	4	2	29%	7
SURGOINSVILLE PHARMACY		7			7
SCHOOL OF PHARMACY AND PHARMACEUTICAL		7			7
COLONY CARE CENTER			7	100%	7
QUE		4	3	43%	7
UNIVERSITY OF WASHINGTON MEDICAL CENTER			7	100%	7
ADVENT HEALTH - CARROLLWOOD			7	100%	7
AVENTURA HOSPITAL AND MEDICAL CENTER			7	100%	7
FLORIDA CENTER FOR DERMATOLOGY LABORATORY			7	100%	7
MEDEXPRESS URGENT CARE PALM BEACH GARDENS			7	100%	7
LIFE CARE CENTER OF PORT ST. LUCIE		4	3	43%	7
OSPREY VILLAGE AT AMELIA ISLAND LTD		7			7
MIDMICHIGAN MEDICAL CENTER			7	100%	7
BAPTIST PRIMARY CARE PONTE VEDRA		4	3	43%	7
LABORATORY SPECIALIST OF MICHIGAN			7	100%	7
Rosewood Healthcare and Rehabilitation Center		5	2	29%	7
EASTERN SHORE URGENT CARE		4	3	43%	7
TRUE HEALTH DIAGNOSTICS		1	6	86%	7
TOTAL ACCESS URGENT CARE			7	100%	7
HEARTLAND PEDIATRICS OF LAKE PLACID			7	100%	7
PALM BAY HOSPITAL CLINICAL LABORATORY			7	100%	7
LAKEVIEW HEALTH SYSTEMS			7	100%	7
LEPE'S HOUSE			7	100%	7
STEWART MEDICAL GROUP INC			7	100%	7
WASHINGTON REHAB AND NURSING		7			7
DEPARTMENT OF HEALTH- CITRUS COUNTY			7	100%	7
MINUTECLINIC DIAGNOSTIC		7			7
VETERANS AFFAIRS MEDICAL CENTER - OUTPATIENT			7	100%	7
HUNTINGTON STATION URGENT CARE		7			7
HAWTHORN HOUSE☐		7			7
VIRTUA VOORHEES HOSPITAL		5	2	29%	7
MEDLABS DIAGNOSTICS		7			7
UC HEALTH UNIVERSITY HOSPITAL		7			7
SUPERIOR RESIDENCES OF PANAMA CITY BEACH		6	1	14%	7
BIOTECH CLINICAL LABORATORIES, INC.			7	100%	7
WEST BROWARD CARE CENTER		6	1	14%	7

# COVID-19: testing by laboratory

Data through Nov 26, 2020 verified as of Nov 27, 2020 at 09:25 AM

Data in this report are provisional and subject to change.

The numbers in the table below represent the number of Florida and non-Florida residents for whom test results were received by the Department of Health. A person can be tested by more than one laboratory and can have both positive and negative results. **Therefore, the sum of the numbers in each column will be larger than the total number of people tested.**

Reporting lab	Inconclusive	Negative	Positive	Percent positive	Total
NORTHSHORE UNIVERSITY HEALTHSYSTEM EVANSTON HOSPITAL LAB			7	100%	7
BARTON PARKER OD PC		7			7
ALACHUA			7	100%	7
Peninsula Care and Rehab		6	1	14%	7
MID FLORIDA PATHOLOGY LLC MOBILE UNIT #4		1	6	86%	7
OAKBROOK HEALTH AND REHABILITATION CENTER	1	6			7
HEALTH CARE LABORATORY SERVICES		1	6	86%	7
PROHEALTH CARE ASSOCIATES MOBILE		5	2	29%	7
GRAND OAKS OF PALM CITY LLC		7			7
PHYSICIANS STAT LAB INC		3	4	57%	7
SOUTH NASSAU COMMUNITIES HOSPITAL		5	2	29%	7
ARCHBOLD MEMORIAL HOSPITAL/LAB		3	4	57%	7
WELLMED AT PORT ST LUCIE WEST		6	1	14%	7
MERCY MEDICAL URGENT CARE CENTER INC		2	5	71%	7
DOCTOR'S IN-HOUSE LAB/COMMUNITY HEALTH CENTERS OF PINELLAS -PINELLAS P			7	100%	7
LAKE MORTON PLAZA		7			7
MD PLUS URGENT CARE, LLC			7	100%	7
NOVANT HEALTH INPATIENT CARE		2	5	71%	7
BVL PEDIATRICS		7			7
ROBERT H JENKINS JR VETERANS' DOMICILIARY HOME OF		7			7
RAINBOW PEDIATRIC CENTER		1	6	86%	7
MOLECULAR PATHOLOGY LABORATORY			7	100%	7
JFK MEDICAL CENTER NORTH LAB			7	100%	7
STATEN ISLAND UNIVERSITY HOSPITAL SEGUINE AVE		7			7
FLORIDA CLINICAL LAB			7	100%	7
INTERMOUNTAIN CENTRAL LAB		1	6	86%	7
CARENOW URGENT CARE-BRENTWOOD		5	2	29%	7
ONEIDA HEALTHCARE CENTER		7			7
GENESIS		4	3	43%	7
LEE COUNTY HEALTH DEPARTMENT		4	3	43%	7
MEDONE PLLC		6	1	14%	7
GULF COAST MEDICAL GROUP		2	5	71%	7
CARENOW URGENT CARE-MADISON		7			7
MEDRITE MEDICAL CARE, PC		1	6	86%	7
SOUTHEASTERN OUTPATIENT SURGERY CENTER		7			7
JOHNS HOPKINS MEDICAL LABORATORIES		1	6	86%	7
WEINBERG VILLAGE		7			7
FLORIDA HOSPITAL KISSIMMEE		4	3	43%	7
DIAGNOSTIC CLINIC		6	1	14%	7
Ocoee Health Care Center		7			7
Centre Pointe Health and Rehabilitation Center		7			7
RIVER OAKS TREATMENT CENTER			7	100%	7
DORAL URGENT CARE			7	100%	7
OPIS COQUINA CENTER		7			7
DOH-TAMPA BRANCH LABORATORY (MLK BLVD)		3	4	57%	7
CAREWELL 301 - WARWICK			6	100%	6

# COVID-19: testing by laboratory

Data through Nov 26, 2020 verified as of Nov 27, 2020 at 09:25 AM

Data in this report are provisional and subject to change.

The numbers in the table below represent the number of Florida and non-Florida residents for whom test results were received by the Department of Health. A person can be tested by more than one laboratory and can have both positive and negative results. **Therefore, the sum of the numbers in each column will be larger than the total number of people tested.**

Reporting lab	Inconclusive	Negative	Positive	Percent positive	Total
TAMIAMI LAB MILLENIUM			6	100%	6
GESSLER CLINIC PA		4	2	33%	6
BROOKDALE PANAMA CITY		5	1	17%	6
HERNANDO ENDOSCOPY AND SURGERY CENTER		4	2	33%	6
WATAUGA MEDICAL CENTER		4	2	33%	6
LAWTON CHILES HEALTH CENTER		1	5	83%	6
THE COLLIER AT NAPLES		6			6
PROHEALTH MED		1	5	83%	6
PUBLIC HEALTH LAB		6			6
GENETIC TECHNOLOGICAL INNOVATIONS			6	100%	6
COASTAL SKIN SURGERY AND DERMATOLOGY		3	3	50%	6
MARIANNA HEALTH AND REHABILITATION CENTER		6			6
NEW YORK PRESBYTERIAN - LOWER MANHATTAN		6			6
BIOREFERENCE LABORATORIES			6	100%	6
BAPTIST PEDIATRICS		6			6
WYOMING COUNTY COMMUNITY HOSPITAL LABORATORY		6			6
BETH ISRAEL DEACONESS MEDICAL CENTER			6	100%	6
THE VILLAGES REGIONAL HOSPITAL FREESTANDING		3	3	50%	6
WHITE WILSON MEDICAL CENTER PA - NAVARRE			6	100%	6
AARK LABORATORY		6			6
THE TERRACE AT IVY ACRES ALF		6			6
MIAMI CLINICAL RESEARCH CORP			6	100%	6
THE PALACE AT HOMESTEAD		6			6
BOCA VIPEDIATRICS			6	100%	6
VRL EUROFINs		4	2	33%	6
MONTEFIORE NYACK HOSPITAL AFFILIATED LABORATORY		6			6
SAINT PETER'S UNIVERSITY HOSPITAL		6			6
STUART REHABILITATION AND HEALTHCARE		2	4	67%	6
DARDEN WELLNESS CENTER		5	1	17%	6
ETHOS LABORATORIES		6			6
PENN MEDICINE PRINCETON MEDICAL CENTER		6			6
MERCY HEALTH—MUSKEGON		5	1	17%	6
FLORIDA MEDICAL SPECIALISTS		2	4	67%	6
SONATA COCONUT CREEK		4	2	33%	6
BAYCARE ALLIANT HOSPITAL			6	100%	6
COASTAL INTERNAL MEDICINE		6			6
DOH JACKSONVILLE CENTRAL LABORATORY		3	3	50%	6
ADVENT HEALTH PRIMARY CARE PLUS, WINTER GARDEN		4	2	33%	6
ARLINGTON OF NAPLES		6			6
ISLAND COAST PEDIATRICS IN-HOUSE LAB		6			6
HOWARD BEACH URGENT CARE		6			6
TEXAS DEPARTMENT OF STATE HEALTH SERVICES		2	4	67%	6
DOCTORS CLINICAL LABORATORY, INC		5	1	17%	6
Wiregrass Rehabilitation Center and Nursing Home		6			6
UNIVERSITY HOSPITAL UC HEALTH		6			6
BARNETT PARK			6	100%	6

# COVID-19: testing by laboratory

Data through Nov 26, 2020 verified as of Nov 27, 2020 at 09:25 AM

Data in this report are provisional and subject to change.

The numbers in the table below represent the number of Florida and non-Florida residents for whom test results were received by the Department of Health. A person can be tested by more than one laboratory and can have both positive and negative results. **Therefore, the sum of the numbers in each column will be larger than the total number of people tested.**

Reporting lab	Inconclusive	Negative	Positive	Percent positive	Total
BIOREFERENCE LABORATORIES INC		2	4	67%	6
ORANGE BLOSSOM FAMILY HEALTH		6			6
PALMETTO HEALTH ALLIANCE		3	3	50%	6
MONROE COUNTY HOSPITAL		4	2	33%	6
JACKSON CLINIC PA,THE		3	3	50%	6
PALM BEACH PEDIATRICS			6	100%	6
LUMADOC HEALTH		4	2	33%	6
EMERITUS AT NAPLES		6			6
CHAMBREL AT ISLAND LAKE		6			6
METROPOLITAN HOSPITAL CENTER		6			6
SOUTH CAROLINA DEPARTMENT OF HEALTH			6	100%	6
CAPITAL HEALTH PLAN LABORATORIES			6	100%	6
PEDIATRICS OF CENTRAL FLORIDA		4	2	33%	6
FLORIDA WOMAN CARE LABORATORY			6	100%	6
LAB UNKNOW		6			6
ENIGMA DIAGNOSTIC, INC.			6	100%	6
TEXAS MEDCLINIC			6	100%	6
BAPTIST HEALTH			6	100%	6
SONORA QUEST LABORATORIES			6	100%	6
VALLEY IMMEDIATE CARE		5	1	17%	6
PATHGROUP LABS, LLC		4	2	33%	6
SAMARITAN HOSPITAL LABORATORY		6			6
Northwell Lab		2	4	67%	6
JUPITER MEDICAL CENTER			6	100%	6
ROADS PEDIATRICS,LLC		5	1	17%	6
RESEARCH CENTERS OF AMERICA, LLC		5	1	17%	6
HERNANDO COUNTY FIRE RESCUE DISTRICT		2	4	67%	6
FREEDOM INN AT TARPON SPRINGS		6			6
JERSEY SHORE MEDICAL CENTER		6			6
NORTHWEST FLORIDA SLEEP			6	100%	6
WILDLIGHT LAB			6	100%	6
WACO HHSSURGEWACO	1	4	1	17%	6
CARROLL GARDENS URGENT CARE		6			6
CRESTVIEW URGENT CARE			6	100%	6
TIMBER CREEK PEDIATRICS		6			6
CAPE CORAL HOSPITAL ABG LABORATORY		2	4	67%	6
RIVERSIDE RECOVERY OF TAMPA		6			6
AMBRY GENETICS CORPORATION		6			6
GENTRY PARK ORLANDO ASSISTED LIVING		6			6
EAR NOSE AND THROAT ASSOCIATES OF MANATEE, P.A.		6			6
GRACE REHABILITATION CENTER OF VERO BEACH		4	2	33%	6
Life Care Center at Inverrary		6			6
MINUTECLINIC DIAGNOSTIC OF PA, LLC (1036)		4	1	20%	5
MANATEE PEDIATRICS			5	100%	5
ADVENT HEALTH - FOUR CORNERS ER		5			5
TANNER MEDICAL CENTER EAST AL		5			5

# COVID-19: testing by laboratory

Data through Nov 26, 2020 verified as of Nov 27, 2020 at 09:25 AM

Data in this report are provisional and subject to change.

The numbers in the table below represent the number of Florida and non-Florida residents for whom test results were received by the Department of Health. A person can be tested by more than one laboratory and can have both positive and negative results. **Therefore, the sum of the numbers in each column will be larger than the total number of people tested.**

Reporting lab	Inconclusive	Negative	Positive	Percent positive	Total
AMERICAN HOUSE COCONUT POINT		3	2	40%	5
PEDIATRIC HEALTH CARE ALLIANCE, PA			5	100%	5
PERSONAL PEDIATRICS PA		4	1	20%	5
LAKE WALES OPERATING GROUP LLC		5			5
MEADOWCREST MOLECULAR DIAGNOSTICS, LLC			5	100%	5
FREEDOM SQUARE NURSING CENTER			5	100%	5
PEDIATRICS OF ALTAMONTE		5			5
NORTHWESTERN MEMORIAL HOSPITAL			5	100%	5
RIVER CITY PRIMARY AND URGENT CARE			5	100%	5
MD NOW MEDICAL CENTERS INC			5	100%	5
FLORIDA DEPARTMENT OF HEALTH IN CALHOUN COUNTY		4	1	20%	5
MEDEXPRESS URGENT CARE - JAX ATLANTIC BLVD			5	100%	5
BAPTIST HEALTH - TOWN CENTER			5	100%	5
INNOVATION CLINICAL TRIALS, INC			5	100%	5
FAMILY AND INTERNAL MEDICINE AT AVALON PARK		3	2	40%	5
GLEN OAKS URGENT CARE		5			5
ALCOVE ASSISTED LIVING FACILITY		5			5
BROWARD COUNTY HEALTH DEPT.			5	100%	5
PRECISION LABS LLC		2	3	60%	5
WIREGRASS CLINIC LLC		3	2	40%	5
RIVERVIEW REGIONAL MEDICAL CENTER		5			5
LAKEVIEW HEALTH CARE SYSTEMS		1	4	80%	5
GLEN FALLS HOSPITAL DEPARTMENT OF PATHOLOGY		5			5
THE UNIVERSITY OF VERMONT MEDICAL CENTER		4	1	20%	5
PENINSULA CARE AND REHABILITATION CENTER			5	100%	5
GUTHRIE MEDICAL GROUP LABORATORIES		5			5
RENAISSANCE SENIOR LIVING		5			5
LUXOR SCIENTIFIC LLC			5	100%	5
FAMILY HEALTH CENTERS OF SOUTHWEST FLORIDA INC			5	100%	5
BEACH HOUSE		5			5
MINUTECLINIC DIAGNOSTIC OF PENNSYLVANIA, LLD #1545		5			5
XRL SXF REF LAB		5			5
KINDRED HOSPITAL		4	1	20%	5
OCALA OAKS REHABILITATION CENTER		4	1	20%	5
PROFESSIONAL PEDIATRICS		5			5
CHILDREN'S HOSPITAL OF PHILADELPHIA		5			5
CENTRA CARE POINCIANA			5	100%	5
UR CARE FAMILY AND SPORTS MEDICINE			5	100%	5
ARIZONA DEPARTMENT OF HEALTH SERVICES			5	100%	5
CLEVELAND CLINIC MARTIN HEALTH NURSING & RESTORATIVE		5			5
TENNESSEE DEPARTMENT OF HEALTH (TDH) - CENTRAL LABORATORY			5	100%	5
THOMAS JEFFERSON UNIVERSITY HOSPITAL		4	1	20%	5
INTERNAL MEDICINE SPECIALISTS			5	100%	5
BRENTWOOD RETIREMENT COMMUNITY		5			5
HEALTHPARK MEDICAL CENTER ABG LAB		5			5
ST CHARLES HOSPITAL LABORATORY		5			5

# COVID-19: testing by laboratory

Data through Nov 26, 2020 verified as of Nov 27, 2020 at 09:25 AM

Data in this report are provisional and subject to change.

The numbers in the table below represent the number of Florida and non-Florida residents for whom test results were received by the Department of Health. A person can be tested by more than one laboratory and can have both positive and negative results. **Therefore, the sum of the numbers in each column will be larger than the total number of people tested.**

Reporting lab	Inconclusive	Negative	Positive	Percent positive	Total
VASCONCELLO COHEN MD PA		4	1	20%	5
APOLLO HEALTH & REHABILITATION		2	3	60%	5
BROOKDALE CLERMONT			5	100%	5
ELLIS HOSPITAL LABORATORY		5			5
RESOLVE MOLECULAR DIAGNOSTICS		5			5
AEL KNOXVILLE			5	100%	5
UNILAB		2	3	60%	5
MINUTECLINIC MINUTECLINIC #8746		5			5
THE CLINIC PREMISE HEALTH			5	100%	5
COMPREHENSIVE CHILDCARE ASSOCIATES		5			5
MONTEFIORE MEDICAL CENTER LABORATORIES - NORTH		5			5
MACKOUL PEDIATRICS FORT MYERS			5	100%	5
AZALEA HEALTH		2	3	60%	5
ALEXANDER NININGER STATE VETERANS		5			5
WILLOWBROOKE COURT AT ST ANDREWS ESTATES		3	2	40%	5
PRECISION DIAGNOSTICS INC - NJ		5			5
INSTITUTE OF PATHOLOGY KINGS COUNTY		5			5
ARDEN COURTS OF FORT MYERS		5			5
MEDICAL CENTER OF BLOUNTSTOWN			5	100%	5
PEDIATRICS OF CENTRAL FLORIDA - POINCIANA		3	2	40%	5
BAPTIST MEMORIAL HEALTH CARE		5			5
DIEGO FALLON MD PA		3	2	40%	5
NORTHERN DUTCHESS HOSPITAL LABORATORY		5			5
WOODHULL MEDICAL AND MENTAL HEALTH CTR		5			5
ST VINCENT'S CHILTON		4	1	20%	5
MAXHEALTH		4	1	20%	5
OMNICARE PHARMACY OF TEXAS 1, LP DBA OMNICARE		5			5
WEST		2	3	60%	5
PATHLINE			5	100%	5
HEALTHCARE NOW			5	100%	5
WELLMED AT LAKE COPELAND		2	3	60%	5
WILLOW BROOKE COURT AT AZALEA TRACE		5			5
ST JOSEPH WOMENS HOSPITAL			5	100%	5
BIOTECH			5	100%	5
COMMUNITY HEALTH OF SOUTH FLORIDA			5	100%	5
LAB UNKNOWN			5	100%	5
MONTEFIORE MEDICAL CENTER LABORATORIES - WEILER		4	1	20%	5
CONCENTRA			5	100%	5
BONIFAY NURSING AND REHAB CENTER			5	100%	5
JOE DIMAGGIO CHILDREN'S HOSPITAL		1	4	80%	5
FLORIDA DEPARTMENT OF HEALTH - INVERNESS		3	2	40%	5
FRANCES WARDE MEDICAL LABORATORY		2	3	60%	5
VIERA MANOR ASSISTED LIVING RESIDENCE		5			5
WADSWORTH CENTER - DAVID AXELROD INSTITUTE		5			5
WEST PACIFIC MEDICAL LABORATORY			5	100%	5
PARAMOUNT WALK-IN CLINIC		1	4	80%	5

# COVID-19: testing by laboratory

Data through Nov 26, 2020 verified as of Nov 27, 2020 at 09:25 AM

Data in this report are provisional and subject to change.

The numbers in the table below represent the number of Florida and non-Florida residents for whom test results were received by the Department of Health. A person can be tested by more than one laboratory and can have both positive and negative results. **Therefore, the sum of the numbers in each column will be larger than the total number of people tested.**

Reporting lab	Inconclusive	Negative	Positive	Percent positive	Total
ROHR HOME		4	1	20%	5
BOND CLINIC, PA			5	100%	5
LAKE PARK OF MADISON		4	1	20%	5
FLORIDA HOSPITAL LAKE MARY		5			5
HEALTH NETWORK LABORATORIES		4	1	20%	5
Good Samaritan Society Kissimmee Village		5			5
URGENT CARE OF LONGWOOD			5	100%	5
NORTH FLORIDA PEDIATRICS JASPER			5	100%	5
BUECHELE DENTAL PA DBA CLERMONT FAMILY DENTISTRY		5			5
MINUTECLINIC, LLC, DBA MINUTECLINIC #2544		5			5
MC DIAGNOSTIC OF CONNECTICUT, PC #1960		5			5
ST JOHNS BIOMEDICAL LAB		5			5
MANATEE COUNTY JAIL		4	1	20%	5
BAYSHORE LABORATORY		4	1	20%	5
COMMUNITY MEDICAL CARE CENTER INC			5	100%	5
NELSON BIOLOGICAL			5	100%	5
BETHESDA COMMUNITY HEALTH CENTER			5	100%	5
UPMC HEALTH SYSTEM		4	1	20%	5
CRESTWOOD MEDICAL CENTER		4	1	20%	5
GOOD SAMARITAN SOCIETY OF DAYTONA		5			5
DEBARY HEALTH AND REHABILITATION CENTER		5			5
COLONY CLUB ALF,THE		5			5
FINLAY		1	4	80%	5
OHIO STATE UNIVERSITY MEDICAL CENTER			5	100%	5
CENTREX CLINICAL LABS INC		5			5
WESTCHESTER GENERAL HOSPITAL BLOOD GAS LAB			5	100%	5
COOPER HOSPITAL/UNIVERSITY MEDICAL		5			5
MOUNT SINAI BROOKLYN LABORATORY		4	1	20%	5
SOUTHCOR LABORATORY		2	2	50%	4
Westminster Manor		3	1	25%	4
TRIDENT BIOMETRICS		3	1	25%	4
PM PEDIATRICS OF SELDEN		3	1	25%	4
PENNSYLVANIA DEPARTMENT OF HEALTH BUREAU OF LABORATORIES			4	100%	4
DOLPHIN POINTE HEALTH CARE LLC			4	100%	4
CARE HERE			4	100%	4
FHMG_FM AND IM AVALON PARK		1	3	75%	4
VERMONT DEPARTMENT OF HEALTH		1	3	75%	4
LONG ISLAND JEWISH FOREST HILLS HOSPITAL		4			4
FIRST CHOICE PEDIATRICS INC		3	1	25%	4
DYNACARE LABORATORIES			4	100%	4
COVENIENT CARE MEDICAL CLINIC			4	100%	4
SANFORD SOUTH UNIVERSITY		4			4
IU HEALTH PATHOLOGY			4	100%	4
CELAL GUROL ERBAY, MD			4	100%	4
KRYSTAL BAY NURSING AND REHABILITATION		2	2	50%	4
CAPE COD HOSPITAL			4	100%	4



# COVID-19: testing by laboratory

Data through Nov 26, 2020 verified as of Nov 27, 2020 at 09:25 AM

Data in this report are provisional and subject to change.

The numbers in the table below represent the number of Florida and non-Florida residents for whom test results were received by the Department of Health. A person can be tested by more than one laboratory and can have both positive and negative results. **Therefore, the sum of the numbers in each column will be larger than the total number of people tested.**

Reporting lab	Inconclusive	Negative	Positive	Percent positive	Total
SARASOTA - ROBERT L TAYLOR COMMUNITY CENTER			4	100%	4
COOPER FAMILY MEDICAL PLLC		3	1	25%	4
FCHC (OB)-DARWIN SQUARE CTR.			4	100%	4
SOUTHEASTERN PEDIATRIC ASSOCIATES			4	100%	4
UF HEALTH			4	100%	4
ADVENT HEALTH - DELTONA ER		1	3	75%	4
MISSOURI DEPARTMENT OF HEALTH AND SENIOR SERVICES			4	100%	4
DIAGNOSTECHS		4			4
MARION AND BERNARD L SAMSON NURSING CENTER			4	100%	4
MACTOWN, INC		4			4
BENEVA LAKES HEALTHCARE & REHAB CENTER			4	100%	4
PALM HARBOR DERMATOLOGY		4			4
ADVENT HEALTH CENTRA CARE - ORANGE LAKE		1	3	75%	4
Millennium Nursing & Rehab Center		4			4
GENUS DIAGNOSTICS			4	100%	4
INFECTION CONTROL/ EMPHEALTH		3	1	25%	4
PASSPORT HEALTH			4	100%	4
CELERION			4	100%	4
M&V SAN JOSE MEDICAL CENTER			4	100%	4
NEMOURS CHILDREN'S PRIMARY CARE VERO BEACH			4	100%	4
WYOMING PUBLIC HEALTH LAB			4	100%	4
UNION CITY MANOR NURSING CENTER		4			4
MAINSTREAM DIAGNOSTIC LABORATORY LLC		4			4
DTR LABS		3	1	25%	4
DOTHAN PEDIATRIC CLINIC			4	100%	4
BAYLOR ESOTERIC AND MOLECULAR LAB			4	100%	4
MAIMONIDES MEDICAL CENTER		3	1	25%	4
MOOSEHAVEN HEALTH CENTER		1	3	75%	4
FLORIDA HOSPITAL ALTAMONTE		2	2	50%	4
NORTHPORT MEDICAL CENTER LAB		4			4
BIO-TECH CLINICAL LABORATORIES			4	100%	4
FHCP - ORMOND BEACH			4	100%	4
KANSAS DEPARTMENT OF HEALTH		2	2	50%	4
MEDEX MEDICAL EXPRESS OF PALATKA LLC			4	100%	4
Consulate Health Care of Jacksonville			4	100%	4
NEW HAMPSHIRE DEPARTMENT OF HEALTH AND HUMAN SERVICES		3	1	25%	4
GEORGE SAFRAN MD PC		4			4
CORNERSTONE MEDICAL CARE OF BRANDON PL		4			4
ENGLEWOOD HOSPITAL AND MEDICAL CENTER		1	3	75%	4
UNIVERSITY OF CHICAGO MEDICAL CENTER LAB			4	100%	4
WAKEMED		1	3	75%	4
OSPREY LODGE		4			4
EPIC REFERENCE LABS INC			4	100%	4
LITTLE PINE PEDIATRICS PLLC		4			4
ACCESS PHARMACY		4			4
FISHERMEN'S HOSPITAL			4	100%	4

# COVID-19: testing by laboratory

Data through Nov 26, 2020 verified as of Nov 27, 2020 at 09:25 AM

Data in this report are provisional and subject to change.

The numbers in the table below represent the number of Florida and non-Florida residents for whom test results were received by the Department of Health. A person can be tested by more than one laboratory and can have both positive and negative results. **Therefore, the sum of the numbers in each column will be larger than the total number of people tested.**

Reporting lab	Inconclusive	Negative	Positive	Percent positive	Total
MORTON PLANT			4	100%	4
ROSLYN URGENT CARE		4			4
CENTER ONE SURGERY CENTER		3	1	25%	4
ELTINGVILLE CIRCLE URGENT CARE		4			4
TRINITY MEDICAL ASSOCIATES LLC			4	100%	4
NORTHWEST FLORIDA ENT, PA		3	1	25%	4
ST. CLOUD REGIONAL MEDICAL CENTER		4			4
BAYA URGENT CARE LLC		1	3	75%	4
OKLAHOMA STATE UNIVERSITY DIAGNOSTIC LAB			4	100%	4
CARENOW URGENT CARE - EAST NASHVILLE		4			4
GOOD SAMARITAN SOCIETY OF DELAND		1	3	75%	4
FLORIDA CANCER SPECIALISTS AND RESEARCH		2	2	50%	4
ORMOND MEDICAL ARTS		3	1	25%	4
CYPRESS COVE		4			4
Golfview Healthcare Center		4			4
ECLRS		1	3	75%	4
RADIOLOGY ASSOCIATES OF VENICE AND ENGLEWOOD		4			4
THE DOCTORS CENTER HEALTHCARE-SOUTHSIDE		1	3	75%	4
CONCENTRA URGENT CARE		1	3	75%	4
REHABILITATION CENTER OF WINTER PARK,THE			4	100%	4
FIFTH AVENUE PEDIATRICS		3	1	25%	4
TRINITY REGIONAL REHAB CENTER		4			4
NORTHBROOK CENTER FOR□		4			4
HCSO OCCUPATIONAL HEALTH AND WELLNESS CENTER		4			4
Sunset Lake Health and Rehabilitation Center		4			4
VITAL CARE URGENT CARE			4	100%	4
JACKSON COUNTY HEALTH DEPARTMENT			4	100%	4
CARENOW URGENT CARE - WINTER SPRINGS		3	1	25%	4
Belleair Healthcare Center		3	1	25%	4
PEDIATRIC HEALTHCARE ALLIANCE			4	100%	4
MD BEAUTY LABS, PA		4			4
PREMIER MEDICAL ASSOCIATES		4			4
FLORIDA HEART AND VASCULAR			4	100%	4
COLUMBIA MEMORIAL HOSPITAL LABORATORY		4			4
MEMORIAL HEALTH CARE SYSTEMS			4	100%	4
HUNTINGTON VILLAGE URGENT CARE		4			4
OCOEE PEDIATRICS		4			4
SONIC REFERENCE LABORATORY			4	100%	4
OMNICARE PHARMACY OF TEXAS 1		4			4
CLEVELAND TENNESSEE HOSPITAL COMPANY		4			4
INTERMARKET FACILITY			4	100%	4
HOLLEY NAVARRE MEDICAL CLINIC			4	100%	4
ANY LAB TEST NOW INC			4	100%	4
SIGNATURE CARE EMERGENCY CENTER		2	2	50%	4
MEDICAL CENTER AT OCEAN REEF		1	3	75%	4
NEWPATH DIAGNOSTICS		4			4

# COVID-19: testing by laboratory

Data through Nov 26, 2020 verified as of Nov 27, 2020 at 09:25 AM

Data in this report are provisional and subject to change.

The numbers in the table below represent the number of Florida and non-Florida residents for whom test results were received by the Department of Health. A person can be tested by more than one laboratory and can have both positive and negative results. **Therefore, the sum of the numbers in each column will be larger than the total number of people tested.**

Reporting lab	Inconclusive	Negative	Positive	Percent positive	Total
CAREWELL 202			4	100%	4
ACCENT PHYSICIAN SPECIALISTS PA		4			4
BIOTEST PLASMA CENTER		4			4
VENICE REGIONAL MEDICAL CENTER BAYFRONT HEALTH		1	3	75%	4
LORI MCAULIFFE MD PA			4	100%	4
SOUTHEASTERN REGIONAL MEDICAL CENTER			4	100%	4
MARSHALL MEDICAL CENTER SOUTH LAB		3	1	25%	4
ORLANDO HEALTH PHYSICIAN ASSOCIATES		3	1	25%	4
AHC Decatur County		4			4
BRADENTON PHYSICIANS MEDICAL CENTER			4	100%	4
EAR NOSE & THROAT ASSOCIATES OF MANATEE PA		4			4
PALM BEACH COUNTY HEALTH DEPARTMENT LABORATORY			4	100%	4
STEWART ROCKLEDGE HOSPITAL			4	100%	4
SHARP MEMORIAL HOSPITAL MICROBIOLOGY DEPT			4	100%	4
ILLINOIS DEPT OF PUBLIC HEALTH LAB - SPRINGFIELD			4	100%	4
ALBIBI		1	3	75%	4
PRIME CARE ONE LLC/HARBORCHASE OF VENICE			4	100%	4
STEWART MEDICAL GROUP, INC		4			4
HORIZON MEDICAL GROUP		4			4
GENEVA GENERAL HOSPITAL LABORATORY		3	1	25%	4
GNT ASSOCIATES		3	1	25%	4
SOUTHWESTERN REGIONAL MEDICAL CENTER - TULSA		4			4
YAZJI PEDIATRIC CARE LLC DBA TUKA PEDIATRICS			4	100%	4
MEDEXPRESS URGENT CARE BOCA RATON			4	100%	4
CHILDREN'S HEALTHCARE OF ATLANTA/EGLESTON		4			4
PANCARE HEALTH YOUNGSTOWN			4	100%	4
IRL MARKET LAB			4	100%	4
BARBARA O'REILLY MD PA		4			4
FAMILY MEDICAL CARE OF PALM BEACH			4	100%	4
SH HERON EAST LLC		4			4
MD ANDERSON			4	100%	4
ADVANCED DIAGNOSTIC LABORATORY			4	100%	4
MEDEXPRESS PORT CHARLOTTE			4	100%	4
EXPRESS TESTING-ONE			4	100%	4
JOSEPH SCHENKER MD PC DBA CENTERS URGENT		2	2	50%	4
MIAMI CANCER INSTITUTE			4	100%	4
BENDERSON FAMILY SKILLED NURSING AND		4			4
BAYCARE MEDICAL GROUP INC			4	100%	4
PALM BEACH CANCER INSTITUTE			4	100%	4
ST LUKES ROOSEVELT LABORATORY		4			4
MINUTECLINIC, LLC #03965		4			4
EGL GENETICS DIAGNOSTICS			4	100%	4
LAKE GIBSON VILLAGE, LLC		3			3
BETTERMED URGENT CARE			3	100%	3
BIRMINGHAM VAMC		1	2	67%	3
MEDFUSION		2	1	33%	3

# COVID-19: testing by laboratory

Data through Nov 26, 2020 verified as of Nov 27, 2020 at 09:25 AM

Data in this report are provisional and subject to change.

The numbers in the table below represent the number of Florida and non-Florida residents for whom test results were received by the Department of Health. A person can be tested by more than one laboratory and can have both positive and negative results. **Therefore, the sum of the numbers in each column will be larger than the total number of people tested.**

Reporting lab	Inconclusive	Negative	Positive	Percent positive	Total
ACE BIOMEDICAL LABS LLC			3	100%	3
CONSOLIDATED LABORATORY SERVICES			3	100%	3
URGENT CARE - OCONEE		2	1	33%	3
ATMORE NURSING CENTER		3			3
PINELLAS PARK HEALTH CENTER - PINELLAS CHD		1	2	67%	3
MINUTECLINIC, LLC, DBA MINUTECLINIC #6106		2	1	33%	3
PERDIDO URGENT CARE			3	100%	3
GONZALEZ MD AND ASWAD MD HEALTH SERVICES			3	100%	3
LEE CONVENIENT CARE AT SUMMERLIN			3	100%	3
MID FLORIDA CLINICAL LABORATORY		2	1	33%	3
HELIX MEDICAL CENTERS		1	2	67%	3
CONSULATE HEATH CARE AT WEST ALTAMONTE			3	100%	3
UCF STUDENT HEALTH SERVICES LABORATORY			3	100%	3
THONOTOSASSA COMMUNITY HEALTH CENTER			3	100%	3
BOCA RATON REHABILITATION CENTER			3	100%	3
PASSPORT HEALTH OF TAMPA BAY		3			3
CHARLOTTE CHD PORT CHARLOTTE		2	1	33%	3
RED MOUNTAIN DIAGNOSTICS		3			3
NORTHERN LIGHT LABORATORY		1	2	67%	3
VIBRANT AMERICA		3			3
URGENT TEAM - MUSCLE SHOALS		3			3
CULLMAN REGIONAL URGENT CARE		2	1	33%	3
MADISON COUNTY HEALTH DEPARTMENT		3			3
EXPRESS FAMILY CARE LLC			3	100%	3
NORTH BROWARD HOSPITAL DISTRICT HEALTHCARE FOR THE HOMELESS			3	100%	3
State Lab Unspecifd			3	100%	3
GREENVILLE MEMORIAL HOSPITAL LAB			3	100%	3
OPTUMCARE FLORIDA LLC		1	2	67%	3
URGENT DOC - URGENT CARE CLINIC			3	100%	3
PATHOLOGY REFERENCE LAB LLC			3	100%	3
MCR HEALTH LAWTON CHILES ADMINISTRATION STE A		1	2	67%	3
UNC HOSPITAL/MCLENDON CLINICAL LABORATORIES			3	100%	3
ADVENT HEALTH - TIMBERRIDGE ER		2	1	33%	3
UNIVERSITY OF MIAMI MILLER SCHOOL OF MEDICINE			3	100%	3
GROVES CENTER			3	100%	3
TRUE HEALTH - LAKE UNDERHILL		3			3
PPD - IXLAYER		3			3
PALM BEACH CDH - DELRAY BEACH			3	100%	3
IOWA DEPARTMENT OF PUBLIC HEALTH			3	100%	3
BETH ISRAEL MEDICAL CENTER LABS		3			3
PRIMECARE		2	1	33%	3
FLORIDA MEDICAL CLINIC - MULTI SPECIALTY CAMPUS			3	100%	3
CROSSVILLE MEDICAL GROUP		1	2	67%	3
BRENTWOOD SENIOR LIVING AT ST PETE			3	100%	3
US SPECIALTY LABS			3	100%	3
KEY WEST URGENT CARE, INC		3			3

# COVID-19: testing by laboratory

Data through Nov 26, 2020 verified as of Nov 27, 2020 at 09:25 AM

Data in this report are provisional and subject to change.

The numbers in the table below represent the number of Florida and non-Florida residents for whom test results were received by the Department of Health. A person can be tested by more than one laboratory and can have both positive and negative results. **Therefore, the sum of the numbers in each column will be larger than the total number of people tested.**

Reporting lab	Inconclusive	Negative	Positive	Percent positive	Total
HUNT CLUB PEDIATRIC ASSOCIATES LLC		2	1	33%	3
MAYO		1	2	67%	3
PUTNAM HOSPITAL CENTER LABORATORY		3			3
PATIENT FIRST - ALLENTOWN			3	100%	3
SONATA BOYNTON BEACH		2	1	33%	3
MARION COUNTY FIRE RESCUE		3			3
NOVANT HEALTH UVA			3	100%	3
MONTANA PUBLIC HEALTH LAB			3	100%	3
BRIDGEWAY HEALTH CLINICS INC			3	100%	3
REGIONAL MEDICAL LAB			3	100%	3
OSWEGO HOSPITAL LABORATORY		3			3
QUATRACOR PLLC		3			3
Nashville Central Laboratory		3			3
THOMAS LANGLEY			3	100%	3
FLORIDA CLINICAL LABORATORY - BIOREFERENCE LABORATORIES		2	1	33%	3
INDIANA STATE DEPARTMENT OF HEALTH		1	2	67%	3
DEPARTMENT OF PATHOLOGY ROME MEMORIAL		3			3
HAWTHORNE INN OF LAKE LAND		3			3
EAST BANK HOSPITAL - UNIVERSITY OF MINNESOTA MEDICAL CENTER			3	100%	3
BARONESS ERLANGER HOSPITAL		3			3
WOLFF CTR FOR CHILD & ADOLESCENT HEALTH PLLC, THE		2	1	33%	3
NOT INDICATED		1	2	67%	3
CORTLAND REGIONAL MEDICAL CENTER		3			3
DICKSON MEDICAL ASSOCIATES PC PATH LAB		3			3
UNILAB OF DADE INC			3	100%	3
AMERICAN HOUSE SENIOR LIVING		3			3
TARRANT COUNTY PUBLIC HEALTH		3			3
COURTYARD GARDENS OF JUPITER		3			3
SOUTHERN OCEAN MEDICAL CENTER		3			3
CAMPBELL URGENT CARE			3	100%	3
MARQUIS LABS, LLC		3			3
BOND CLINIC PA PEDIATRICS DEPT		3			3
ALABAMA DEPARTMENT OF PUBLIC HEALTH		1	2	67%	3
OPENTRONS PRL		2	1	33%	3
LAFAYETTE NURSING AND REHAB			3	100%	3
ADVENT HEALTH - WESTCHASE ER			3	100%	3
MANORCARE NURSING & REHABILITATION CENTER-NAPLES		3			3
BEEBE MEDICAL CENTER LABORATORY		3			3
MEDICAL CENTER AFFILIATES WEST PALM			3	100%	3
CAREWELL URGENT CARE			3	100%	3
AVANTE INVERNESS		1	2	67%	3
CITIZENS BAPTIST MEDICAL CENTERS LAB		3			3
BROOKDALE BRANDON		3			3
CHAMPLAIN VALLEY PHYSICIANS HOSPITAL		3			3
ACCESS HEALTH CARE		2	1	33%	3
MARYLAND STATE DEPT OF HEALTH	2		1	33%	3

# COVID-19: testing by laboratory

Data through Nov 26, 2020 verified as of Nov 27, 2020 at 09:25 AM

Data in this report are provisional and subject to change.

The numbers in the table below represent the number of Florida and non-Florida residents for whom test results were received by the Department of Health. A person can be tested by more than one laboratory and can have both positive and negative results. **Therefore, the sum of the numbers in each column will be larger than the total number of people tested.**

Reporting lab	Inconclusive	Negative	Positive	Percent positive	Total
MIRIMUS INC		1	2	67%	3
BAPTIST OUTPATIENT SERVICES			3	100%	3
ALLIANCE LABS @LRMC			3	100%	3
ALABAMA CLINICS		1	2	67%	3
FLORIDA DEPARTMENT OF HEALTH IN MIAMI DADE COUNTY		2	1	33%	3
MORTON PLANT HOSPITAL NURSING			3	100%	3
LAHEY CLINIC MEDICAL CENTER			3	100%	3
AVANTE AT MT DORA		1	2	67%	3
ERIE COUNTY PUBLIC HEALTH CLINICAL		3			3
SANDGATE GARDENS REHAB & NURSING CENTER		2	1	33%	3
SSM HEALTH ST LOUIS MICROBIOLOGY LABORATORY		1	2	67%	3
YORK HOSPITAL - LABORATORY			3	100%	3
COLLEGE POINT URGENT CARE		3			3
VIRGINIA DIVISION OF CONSOLIDATED LABORATORIES			3	100%	3
EDWARD J HEALEY REHAB & NURSING CENTER		3			3
Consulate Health Care of Port Charlotte		1	2	67%	3
SIGNATURE CARE MONTROSE		2	1	33%	3
EXETER HOSPITAL		3			3
CVS HEALTH, #3396		3			3
NEWSTAR MEDICAL LABORATORIES		3			3
ILLINOIS DEPARTMENT OF PUBLIC HEALTH			3	100%	3
MANOR CARE OF PALM HARBOR		3			3
ADVENTHEALTH EXPRESS CARE AT			3	100%	3
CLEARWATER PEDIATRIC CARE			3	100%	3
VICAR'S LANDING NURSING HOME		2	1	33%	3
FAMILY MEDICINE AT WATERMAN		3			3
PARRISH MEDICAL CENTER-WAIVED TESTING		3			3
WINDERMERE MEDICAL CENTER			3	100%	3
NORTH SHORE HOSP. INFECTION CONTROL			3	100%	3
KETTERING HEALTH			3	100%	3
STEWART MELBOURNE HOSPITAL			3	100%	3
WILLIAM A HINTON STATE LABORATORY INSTITUTE		1	2	67%	3
THE LODGE AND REHABILITATION CENTER		3			3
MPG JACKSONVILLE ATLANTIC BLVD		1	2	67%	3
FLORIDA LABORATORY ANALYSIS, LLC			3	100%	3
UT SOUTHWESTERN MEDICAL CENTER			3	100%	3
BELLIN HEALTH LAB		1	2	67%	3
CVS MINUTE CLINIC DIAGNOSTIC OF NORTH CAROL		3			3
TUFTS MEDICAL CENTER			3	100%	3
SPRING LAKE REHABILITATION CENTER			3	100%	3
GARCIA MORALES NELSON			3	100%	3
DACH MAIN LAB			3	100%	3
COVENANT PEDIATRICS		1	2	67%	3
MARSHFIELD LABORATORIES			3	100%	3
NORTHEAST ALABAMA REGIONAL MEDICAL CENTER		2	1	33%	3
WINDER NURSING INC DBA WINDER HEALTH CARE		3			3

# COVID-19: testing by laboratory

Data through Nov 26, 2020 verified as of Nov 27, 2020 at 09:25 AM

Data in this report are provisional and subject to change.

The numbers in the table below represent the number of Florida and non-Florida residents for whom test results were received by the Department of Health. A person can be tested by more than one laboratory and can have both positive and negative results. **Therefore, the sum of the numbers in each column will be larger than the total number of people tested.**

Reporting lab	Inconclusive	Negative	Positive	Percent positive	Total
SEA LEVEL LABS			3	100%	3
JOHN T MATHER MEMORIAL HOSPITAL LABORATORY		3			3
NORTHSIDE HOSPITAL		2	1	33%	3
RHEA MEDICAL CENTER		3			3
ORLANDO REGIONAL HEALTH SERVICES		1	2	67%	3
MINUTECLINIC DIAGNOSTIC OF NEW JERSEY, LLC # 7069		3			3
CORTLAND COUNTY HEALTH DEPARTMENT		3			3
THE CLINIC OF PEDIATRICS & GI MEDICINE, INC			3	100%	3
NORTH NAPLES HOSPITAL RESPIRATORY THERAPY DEPARTMENT			3	100%	3
NORTH SHORE HEMATOLOGY-ONCOLOGY ASSOCIATES, PC		3			3
BAPTIST PRIMARY BLACK CREEK SOUTH			3	100%	3
ST LUKES HOSPITAL LABORATORY		2	1	33%	3
ADVENTHEALTH EXPRESSCARE		3			3
MEDICATION ROOMS-CSU/CI NURSE STATION		3			3
VISTA MANOR			3	100%	3
WATSON THERAPEUTICS		1	2	67%	3
PBC PREMIER FAMILY HEALTH			3	100%	3
MONTANA DEPARTMENT OF PUBLIC HEALTH & HUMAN SERVICES			3	100%	3
NOVANT HEALTH PRESBYTERIAN		2	1	33%	3
VIDANT MEDICAL CENTER			3	100%	3
CARENOW URGENT CARE-GREEN HILLS		3			3
ANN STORCK CENTER INC		3			3
HELIX KH UC			3	100%	3
MINUTECLINIC, LLC #05038		3			3
REELFOOT FAMILY WALK IN CLINIC		2	1	33%	3
PEACEHEALTH LABORATORIES		2	1	33%	3
PEDIATRICS BY THE SEA JOG RD OFFICE			3	100%	3
VILLAGES HEALTH, THE		3			3
MED LABS DIAGNOSTICS		3			3
SOFTLAB			3	100%	3
NOVARI CARE LLC		3			3
CITYMD		1	2	67%	3
MIZELL MEMORIAL HOSPITAL			3	100%	3
WALK IN URGENT CARE			3	100%	3
CTRS			3	100%	3
PALMS WEST HOSPITAL			3	100%	3
BAY BREEZE HEALTH AND REHABILITATION CENTER		3			3
MEDICAL CENTER ENTERPRISE			3	100%	3
WESLEY CHAPEL INTERNAL MEDICINE AND PEDIATRICS			3	100%	3
SUSANNA WESLEY HEALTH CENTER		3			3
MUNSON MEDICAL CENTER			3	100%	3
LCS SANDHILL COVE LLC DBA		3			3
Walker BaptistMedCtr		2	1	33%	3
PRISMA HEALTH MIDLANDS			3	100%	3
EXPRESS DOCS LLC			3	100%	3
VIERA PEDIATRICS			3	100%	3

# COVID-19: testing by laboratory

Data through Nov 26, 2020 verified as of Nov 27, 2020 at 09:25 AM

Data in this report are provisional and subject to change.

The numbers in the table below represent the number of Florida and non-Florida residents for whom test results were received by the Department of Health. A person can be tested by more than one laboratory and can have both positive and negative results. **Therefore, the sum of the numbers in each column will be larger than the total number of people tested.**

Reporting lab	Inconclusive	Negative	Positive	Percent positive	Total
CGH MEDICAL CENTER			3	100%	3
MULBERRY CARE CENTER			3	100%	3
ONslow MEMORIAL HOSPITAL LABORATORY		3			3
ADRIANA M CASTRO MD PA		3			3
LEWIS COUNTY MANOR		3			3
TAMPA		1	2	67%	3
BAPTIST PRIMARY CARE, INC.		2	1	33%	3
SANFORD MOBILE LAB			3	100%	3
SJH			3	100%	3
PRORENATA LABS		1	2	67%	3
MD NOW URGENT CARE - DELRAY WEST			3	100%	3
BAY STREET PHARMACY		3			3
MINUTECLINIC DIAGNOSTIC OF NORTH CAROLINA PC		3			3
TNC WALK IN CLINIC		1	2	67%	3
LAFAYETTE NURSING AND REHABILITATION CENTER		3			3
EAST HILL MEDICAL GROUP		2	1	33%	3
DEACONESS HOSPITAL			3	100%	3
DEPT OF VA MEDICAL CENTER - BAY PINES			3	100%	3
JOSEF SCHENKER MD PC		3			3
ALLIANCE FOR MULTISPECIALTY RESEARCH		3			3
GYN PATH SERVICES			3	100%	3
NOT GIVEN		1	2	67%	3
CAMPAZZI CONCIERGE MEDICAL SERVICES		2	1	33%	3
ARCPPOINT LABS OF ST PETERSBURG		1	2	67%	3
LEXINGTON MEDICAL CENTER		1	2	67%	3
WINDSOR OF LAKEWOOD RANCH,THE		3			3
HOLMES REG MED CENTER CLINICAL LAB			3	100%	3
MIDDLETOWN MEDICAL P C			3	100%	3
SCIENTIFIC LABORATORY DIVISION			3	100%	3
GREATER MOBILE URGENT CARE - SPRINGHILL			3	100%	3
GEORGIA DEPARTMENT OF PUBLIC HEALTH			3	100%	3
BOROPARK URGENT CARE		3			3
CARESPOT-WELLINGTON			3	100%	3
RELIANT ACUTE CARE			3	100%	3
FAMILY MEDICINE OF WESTON LLC			3	100%	3
CAPTAIN JAMES A. LOVELL FEDERAL HEALTHCARE CENTER			3	100%	3
SIGNATURE CARE PFLUGERVILLE			3	100%	3
JACKSON SOUTH COMMUNITY HOSPITAL LAB			3	100%	3
MOULTRIE CREEK NURSING AND REHAB			3	100%	3
ORANGE PARK PEDIATRIC ASSOCIATES			3	100%	3
SURETOX LABORATORY LLC		2	1	33%	3
West Gate Village, LLC		3			3
ABSOLUTE HEALTH		3			3
SENTARA NORFOLK GENERAL HOSPITAL CENTRAL LAB			3	100%	3
BOND CLINIC DR ELDEEB		1	2	67%	3
MAINSTREET FAMILY CARE			3	100%	3



# COVID-19: testing by laboratory

Data through Nov 26, 2020 verified as of Nov 27, 2020 at 09:25 AM

Data in this report are provisional and subject to change.

The numbers in the table below represent the number of Florida and non-Florida residents for whom test results were received by the Department of Health. A person can be tested by more than one laboratory and can have both positive and negative results. **Therefore, the sum of the numbers in each column will be larger than the total number of people tested.**

Reporting lab	Inconclusive	Negative	Positive	Percent positive	Total
NORTHWEST FLORIDA CLINICAL LAB		1	2	67%	3
BEACON AT GULF BREEZE, THE		3			3
MENORAH HOUSE		3			3
ARCPPOINT LABS OF SARASOTA MANATEE			3	100%	3
ISLAND LAKE CENTER			3	100%	3
FORT HAMILTON URGENT CARE		3			3
MAGNOLIA ADULT, LLC			2	100%	2
RAINBOW PEDIATRIC CENTER PA		1	1	50%	2
UNIVERSITY OF MICHIGAN		2			2
FAST PACE MEDICAL CLINIC		2			2
MORRISTOWN MEMORIAL HOSPITAL		2			2
GOLDSTEIN			2	100%	2
TIEHH BIOTERRORISM RESPONSE LAB			2	100%	2
ADVENTHEALTH MEDICAL GROUP PEDIATRIC & ADOLESCENT		2			2
REMISE OCCUPATIONAL HEALTH SOLUTIONS INC			2	100%	2
HOLIDAY MEDICAL ASSOCIATES		1	1	50%	2
NORTHWELL HEALTH			2	100%	2
REDMED OF CROSSTOWN		1	1	50%	2
DEPARTMENT OF HEALTH AND HUMAN SERVICES DIVISION OF BEHAVIORAL HEALTH		1	1	50%	2
VALDOSTA FAMILY MEDICINE			2	100%	2
TERRACE AT HOBE SOUND, THE		1	1	50%	2
MEDFAST URGENT CARE CENTERS			2	100%	2
BAYLOR GENETICS		2			2
EASTLAKE MEDICAL CENTER		2			2
PRECISION DIAGNOSTIC INC		2			2
MADISON HOSPITAL LABORATORY			2	100%	2
PEACE RIVER MEDICAL CENTER		2			2
LIFEHOPE LABS			2	100%	2
MINUTE-CLINIC DIAGNOSTIC OF VIRGINIA, LLC #2003		1	1	50%	2
KINGS BAY PEDIATRICS LLC			2	100%	2
EMORY UNIVERSITY HOSPITAL			2	100%	2
SUMNER REGIONAL MEDICAL CENTER		2			2
LAKELAND HILLS CENTER		1	1	50%	2
NATIONAL JEWISH HEALTH			2	100%	2
URGENT TEAM - HUNTSVILLE		2			2
ADVANCED URGENT CARE CENTER OF THE UPPER KEYS			2	100%	2
PREMIER LABORATORY SERVICES, LLC			2	100%	2
ROCKEFELLER UNIVERSITY CLINICAL GENOMICS LABORATOR		2			2
MINUTECLINIC DIAGNOSTIC OF TEXAS, LLC		2			2
CELEBRATION PEDIATRICS PA			2	100%	2
DMC UNIVERSITY LABORATORIES		1	1	50%	2
COL CROSSROAD		1	1	50%	2
HILLVIEW LABORATORY			2	100%	2
CYPRESS VILLAGE		1	1	50%	2
SPECTRA LABS		1	1	50%	2
ALVERNO CLINICAL LABORATORIES			2	100%	2

# COVID-19: testing by laboratory

Data through Nov 26, 2020 verified as of Nov 27, 2020 at 09:25 AM

Data in this report are provisional and subject to change.

The numbers in the table below represent the number of Florida and non-Florida residents for whom test results were received by the Department of Health. A person can be tested by more than one laboratory and can have both positive and negative results. **Therefore, the sum of the numbers in each column will be larger than the total number of people tested.**

Reporting lab	Inconclusive	Negative	Positive	Percent positive	Total
JOHNNIE RUTH CLARKE LAB			2	100%	2
FEDERAL CORRECTIONAL INSTITUTION MARIANNA			2	100%	2
Robert Cranfield			2	100%	2
HANOVER ENDOSCOPY CENTER		2			2
INTERNAL MEDICINE ASSOCIATES-DUNELLON			2	100%	2
MINUTECLINIC DIAGNOSTIC OF TEXAS, LLC #7435		2			2
ORCHID COVE			2	100%	2
MAIN STREET MEDICAL CENTER OF CRESTVIEW PA			2	100%	2
CANTERFIELD OF CLAY COUNTY		2			2
ORLANDO ORTHOPAEDIC OUTPATIENT SURGERY CENTER			2	100%	2
CALHOUN COUNTY HEALTH DEPT		2			2
TRICORE REFERENCE LABORATORY		1	1	50%	2
Elba Nursing and Rehabilitation Center, LLC		2			2
CENTERPLACE HEALTH, INC			2	100%	2
SARASOTA MEMORIAL MEDICAL URGENT CARE CENTER			2	100%	2
ST LUKES HOSPITAL			2	100%	2
NLC LABS			2	100%	2
CARENOW URGENT CARE-SOUTHLAKE			2	100%	2
DOCTOR 4 U CLINIC			2	100%	2
L3HARRIS FAMILY MEDICAL CENTER			2	100%	2
ELITE MEDICAL CENTER			2	100%	2
STEWART ST ELIZABETH MEDICAL CENTER			2	100%	2
JUPITER MEDICAL CENTER URGENT CENTER			2	100%	2
ADVANCED MEDICAL CARE			2	100%	2
PULSE & REMEDY LLC			2	100%	2
PEACEHEALTH CENTRAL		2			2
PALOS COMMUNITY HOSPITAL LABORATORY			2	100%	2
MEDSTAR HARBOR HOSPITAL			2	100%	2
MINUTECLINIC DIAGNOSTIC OF NORTH CAROLINA PC #7054		2			2
PTC LABORATORIES			2	100%	2
DALLAS MEDICAL CENTER			2	100%	2
Wesley Place on Honeysuckle		2			2
ROANE MEDICAL CENTER		1	1	50%	2
UK HEALTHCARE			2	100%	2
UW MEDICINE VIROLOGY LAB			2	100%	2
WHOLE FAMILY HEALTH CENTER INC		1	1	50%	2
ADVANCED URGENT CARE LLC			2	100%	2
ST PETERSBURG PEDIATRICS-EAST BAY			2	100%	2
PACIFICA SENIOR LIVING OCALA		2			2
MD NOW URGENT CARE CENTER INC.			2	100%	2
TRINITAS REGIONAL MEDICAL CENTER		1	1	50%	2
FLORIDA CLINICAL LABORATORY INC			2	100%	2
SPRING HILL REGIONAL HOSPITAL			2	100%	2
BROOKDALE ORANGE PARK		2			2
JULIE STAATS DO		2			2
NIGHT LITE PEDIATRICS CENTER		1	1	50%	2

# COVID-19: testing by laboratory

Data through Nov 26, 2020 verified as of Nov 27, 2020 at 09:25 AM

Data in this report are provisional and subject to change.

The numbers in the table below represent the number of Florida and non-Florida residents for whom test results were received by the Department of Health. A person can be tested by more than one laboratory and can have both positive and negative results. **Therefore, the sum of the numbers in each column will be larger than the total number of people tested.**

Reporting lab	Inconclusive	Negative	Positive	Percent positive	Total
SCIENTIA DIAGNOSTICS			2	100%	2
VILLA HEALTH NH LLC			2	100%	2
FLORIDA HOSPITAL PHYSICIAN GROUP		1	1	50%	2
Lakeview Village		2			2
SONATA DELRAY BEACH		1	1	50%	2
BENSONHURST URGENT CARE		2			2
COASTAL FAMILY PRACTICE			2	100%	2
HARTFORD HOSPITAL ANCILLARY LAB		1	1	50%	2
BAYLOR COLLEGE OF MEDICINE			2	100%	2
CRUC CMCH-COVID-19		2			2
Surrey Place Healthcare and Rehabilitation		2			2
CLINICA HISPANIA			2	100%	2
MINUTE-CLINIC DIAGNOSTIC OF VIRGINIA, LLC #794		2			2
WYOMING DEPT OF HEALTH			2	100%	2
SOUTHWEST ORLANDO FAMILY MEDICINE, PL			2	100%	2
DOTHAN WEST FAMILY MEDICINE		1	1	50%	2
STUDENT HEALTH SERVICES			2	100%	2
FLORIDA MEDICAL CLINIC IM MLK		2			2
AMERICAN MEDICAL LABORATORIES			2	100%	2
MEMORIAL SLOAN KETTERING CANCER CENTER		1	1	50%	2
FLAGLER PROFESSIONAL HEALTH CAE SERVICES INC		2			2
COMMONWEALTH OF MASSACHUSETTS			2	100%	2
FIRST QUALITY LABORATORY			2	100%	2
YOUTH AND YOU, INC		2			2
PHYSICIANS LABORATORY SERVICES			2	100%	2
FIRST CHOICE MEDICAL PC			2	100%	2
INSPIRIT SENIOR LIVING			2	100%	2
SCIENTIFIC LABORATORY COMPANY		2			2
FLORIDA MEDICAL CL ODOM TPA			2	100%	2
PM PEDIATRICS OF BAYSIDE PLLC		2			2
ADVENTHEALTH SEBRING- INFECTION CONTROL DEPARTMENT			2	100%	2
VELOCITY CARE			2	100%	2
TREASURE COAST MEDICAL ASSOCIATES INC			2	100%	2
ASCENSION ST MICHAEL'S HOSPITAL LAB		1	1	50%	2
BAY PINES MEDICAL ASSOCIATES		1	1	50%	2
PM PEDIATRICS OF BAYSIDE, PLLC - MANHASSET		2			2
BMC/JACSONVILLE		1	1	50%	2
BFT LAB			2	100%	2
CROSS CITY REHABILITATION AND HEALTH CARE CENTER		2			2
RIO PINAR HEALTH CARE			2	100%	2
AMERICAN SCIENTIFIC LABORATORIES LLC			2	100%	2
PREMIER FAMILY AND SPORTS MEDICINE		1	1	50%	2
PALMS REHABILITATION AND HEALTHCARE CENTER			2	100%	2
SHORE MEDICAL CENTER		2			2
CPL LABS			2	100%	2
BAYSTATE MEDICAL CENTER		1	1	50%	2

# COVID-19: testing by laboratory

Data through Nov 26, 2020 verified as of Nov 27, 2020 at 09:25 AM

Data in this report are provisional and subject to change.

The numbers in the table below represent the number of Florida and non-Florida residents for whom test results were received by the Department of Health. A person can be tested by more than one laboratory and can have both positive and negative results. **Therefore, the sum of the numbers in each column will be larger than the total number of people tested.**

Reporting lab	Inconclusive	Negative	Positive	Percent positive	Total
AFFORDABLE PRIMARY CARE LLC		2			2
FLORIDA PRIMARY & SPECIALTY CARE		2			2
PHYSICIANS MEDICAL CENTER		2			2
ASSOCIATES MD CYPRESS CREEK			2	100%	2
RAINY LAKE MEDICAL CENTER			2	100%	2
MC DIAGNOSTIC OF CONNECTICUT PC #459		2			2
Workmens Circle Multicare Center		2			2
CONSULATE HEALTH CARE		1	1	50%	2
GREENLEAF ALF		2			2
OURMED		2			2
VERILY LAB		2			2
FLORIDA ATLANTIC UNIVERSITY STUDENT HEALTH			2	100%	2
RAPID CITY RUGENT CARE			2	100%	2
GENETIC ASSAYS INC			2	100%	2
TMH EC NORTHEAST LABORATORY			2	100%	2
DESOTO HEALTH AND REHAB LLC		2			2
ISLAND DOCTORS DAYTONA			2	100%	2
CSL PLASMA INC			2	100%	2
GULF COAST REGIONAL MEDICAL CARE		2			2
EXPRESSCARE URGENT CARE CENTER			2	100%	2
ORANGE COUNTY HEALTH DEPARTMENT		1	1	50%	2
PEDIATRIC HEALTH CARE (3577)		1	1	50%	2
RELIANT IMMUNE DIAGNOSTICS			2	100%	2
GRACE MEDICAL HOME		2			2
ORLANDO LUTHERAN TOWERS		1	1	50%	2
PINECREST PEDIATRICS GROUP LLC			2	100%	2
REGENCY OAKS HEALTH CENTER		2			2
PALM CITY NURSING AND REHAB CENTER			2	100%	2
TALLAHASSEE MEMORIAL HEALTHCARE FAMILY MED RESIDENCY			2	100%	2
FL DEPT OF HEALTH MARION COUNTY MOBILE HEALTH UNIT			2	100%	2
MEDICAL CENTER AT OCEAN REEF,THE		2			2
NOVADX		2			2
INA		1	1	50%	2
MOBILE COUNTY HEALTH DEPARTMENT		1	1	50%	2
UNITY HEALTH AND REHABILITATION CENTER			2	100%	2
CARESPOT EXPRESS HEALTHCARE			2	100%	2
DISCOVERY VILLAGE AT THE FORUM		2			2
FLORIDA KEYS PED & ADOLES CTR			2	100%	2
NAVAL BRANCH MEDICAL CLINIC			2	100%	2
WALGREENS #05477		2			2
MONTEFIORE MEDICAL CENTER LABS MONTEFIORE		1	1	50%	2
NOVA SOUTHEASTERN UNIVERSITY - STUDENT MEDICAL CTR			2	100%	2
LEESBURG COMMUNITY HEALTH CENTERS			2	100%	2
University Center East			2	100%	2
UT PATH			2	100%	2
Magnolia Health and Rehab Center			2	100%	2

# COVID-19: testing by laboratory

Data through Nov 26, 2020 verified as of Nov 27, 2020 at 09:25 AM

Data in this report are provisional and subject to change.

The numbers in the table below represent the number of Florida and non-Florida residents for whom test results were received by the Department of Health. A person can be tested by more than one laboratory and can have both positive and negative results. **Therefore, the sum of the numbers in each column will be larger than the total number of people tested.**

Reporting lab	Inconclusive	Negative	Positive	Percent positive	Total
ATLAS GENOMICS			2	100%	2
ENTRUST IMMEDIATE CARE			2	100%	2
LIFE CARE HOME HEALTH SERVICES LLC			2	100%	2
Lakeside Oaks Care Center			2	100%	2
HOSPICE OF MARTIN & ST LUCIE, INC		2			2
PR HEALTH			2	100%	2
COOK HOSPITAL AND CARE CENTER		1	1	50%	2
Greystone Nursing and Rehab, LLC			2	100%	2
PIEDMONT HOSPITAL LAB			2	100%	2
BNC Medical Investors, LLC Berrien Nursing & Rehabilitation Center		2			2
OKLAHOMA STATE DEPARTMENT OF HEALTH-PUBLIC HEALTH LABORATORY			2	100%	2
CROSSROADS			2	100%	2
ROSS MEDICAL GROUP			2	100%	2
CARENOW-LEBANON		1	1	50%	2
TENNESSEE DEPARTMENT OF HEALTH (TDH) - REGIONAL LABORATORY			2	100%	2
LAKE NONA PEDIATRICS IN ASSOCIATION WITH NEMOURS		2			2
ALTRU DIAGNOSTICS INC			2	100%	2
VANAYER HEALTHCARE AND REHAB CENTER		2			2
UNIVERSITY OF MARYLAND MEDICAL CENTER			2	100%	2
NORTH FLORIDA INTERNAL MEDICINE PA		2			2
UW HOSPITAL AND CLINICS		1	1	50%	2
JEFFERSON WASHINGTON TOWNSHIP HOSPITAL		2			2
NORTH DAKOTA DEPT OF HEALTH MICROBIOLOGY			2	100%	2
IGENEX INC		2			2
THE HOSPITAL OF PROVIDENCE EMERGENCY ROOM			2	100%	2
BAPTIST HEALTHCARE - LAKEVIEW CENTER INC		2			2
VIERA HOSPITAL, INC			2	100%	2
ADVENTHEALTH MEDICAL GROUP PEDIATRICS AT		1	1	50%	2
ADVANCED PEDIATRICS OF BOCA LLC			2	100%	2
LEGACY LABORATORY SERVICES			2	100%	2
DOCTORS HOSPITAL RENAISSANCE			2	100%	2
MAILBOX DIAGNOSTICS		1	1	50%	2
UNIVERSITY OF KANSAS MEDICAL CENTER			2	100%	2
SOUTH FLORIDA FAMILY HEALTH & RESEARCH CTR			2	100%	2
LAKELAND REGIONAL HEALTH		2			2
LOWELL GENERAL HOSPITAL			2	100%	2
DELCARE PA			2	100%	2
UC CORAL GABLES			2	100%	2
MINUTE CLINIC LLC #5706		1	1	50%	2
PINARD HOME HEALTH SERVICES INC			2	100%	2
CEDARS-SINAI MEDICAL CENTER			2	100%	2
SUNCOAST BLOOD BANK			2	100%	2
CERTIVIA LABORATORIES			2	100%	2
DANIEL M LIBBY MD PLLC		2			2
WISE HEALTH SYSTEM		1	1	50%	2
Mt Sinai Aventura			2	100%	2

# COVID-19: testing by laboratory

Data through Nov 26, 2020 verified as of Nov 27, 2020 at 09:25 AM

Data in this report are provisional and subject to change.

The numbers in the table below represent the number of Florida and non-Florida residents for whom test results were received by the Department of Health. A person can be tested by more than one laboratory and can have both positive and negative results. **Therefore, the sum of the numbers in each column will be larger than the total number of people tested.**

Reporting lab	Inconclusive	Negative	Positive	Percent positive	Total
PUBLIC HEALTH LABORATORY	1		1	50%	2
ARLINGTON DIALYSIS CENTER LLC		2			2
CRESTVIEW IMMEDIATE CARE LL			2	100%	2
PEPIN ACADEMIES-PASCO		2			2
GINKGO-IXLAYER		2			2
ST. JOSEPH REGIONAL MEDICAL CENTER			2	100%	2
UTMB PATHOLOGY CLINICAL SERVICES LABORATORY			2	100%	2
PM PEDIATRICS OF BAYSIDE PLLC - HOPEWELL JUNCTION		2			2
PALM GARDEN OF ORLANDO		2			2
ST VINCENT'S ST CLAIR		1	1	50%	2
SUMTER PEDIATRICS		2			2
TGH Brandon Healthplex Laboratory			2	100%	2
IMA MEDICAL CENTER		2			2
MIAMI VA HEALTHCARE SYSTEM			2	100%	2
PREMIER MEDICAL LABORATORY			2	100%	2
NEW YORK STATE DEPARTMENT OF HEALTH		1	1	50%	2
PEDIATRICS AND ADOLESCENT MEDICINE		2			2
MARCO ISLAND HOSPITAL INC D/B/A		1	1	50%	2
SOUTHSIDE FAMILY MEDICAL		2			2
GEISINGER MEDICAL CENTER		2			2
MINUTECLINIC, LLC #03268		2			2
SHANDS AT LAKE SHORE LAB			2	100%	2
87TH MEDICAL GROUP - MCGUIRE AMBULATORY CARE FACILITY		2			2
RIVERWOOD CENTER,THE			2	100%	2
OHIO DEPARTMENT OF HEALTH			2	100%	2
LIFT HEALTH		2			2
PINELLAS POINT NURSING AND REHAB			2	100%	2
NEW BRIDGE MEDICAL CENTER		2			2
COASTAL MEDICAL LAB			2	100%	2
ST VINCENTS AMBULATORY CARE INC DBA			2	100%	2
INSPIRED LIVING AT PALM BAY		2			2
Enterprise Health and Rehabilitation Center		2			2
FLORIDA HOSPITAL APOPKA		1	1	50%	2
LAKE MARY HEALTH AND REHABILITATION CENTER		1	1	50%	2
GARDENS HEALTH NH LLC		2			2
SPECTRUM HEALTH			2	100%	2
VENICE GREEN VILLAGE		2			2
NEBRASKA MEDICAL CENTER			2	100%	2
MAWD PATHOLOGY GROUP			2	100%	2
CVS MINUTE CLINIC DIAGNOSTIC MED GRP OF CA		2			2
PHYSICIANS IMMEDIATE CARE AURORA			2	100%	2
Broadview Multi-Care Center		2			2
COLLIER HMA PHYSICIAN MANAGEMENT, LLC			2	100%	2
FIRST CARE - MIDDLESBORO			2	100%	2
TRUE HEALTH- HOFFNER		2			2
LA MER NH LLC			2	100%	2

# COVID-19: testing by laboratory

Data through Nov 26, 2020 verified as of Nov 27, 2020 at 09:25 AM

Data in this report are provisional and subject to change.

The numbers in the table below represent the number of Florida and non-Florida residents for whom test results were received by the Department of Health. A person can be tested by more than one laboratory and can have both positive and negative results. **Therefore, the sum of the numbers in each column will be larger than the total number of people tested.**

Reporting lab	Inconclusive	Negative	Positive	Percent positive	Total
JACKSON LABORATORY OF GENOMIC MEDICINE		2			2
PRINCETON BMC LABORATORY		2			2
SPECIALTY LABORATORIES			2	100%	2
SANFORD REGIONAL HOSPITAL WORTHINGTON		2			2
ASPEN VALLEY HOSPITAL			2	100%	2
DEPT OF HEALTH			2	100%	2
DEKALB MEDICAL CENTER LABORATORY			2	100%	2
MINUTE CLINIC LLC			2	100%	2
ACL LABORATORIES INDUSTRIAL TOXICOLOGY			2	100%	2
PEDIATRIC URGENT HEALTH CARE			2	100%	2
WHOLE CHILD PEDIATRICS			2	100%	2
ALLIANCE PEDIATRICS PA			2	100%	2
SPRINGS MEDICAL LAB		1	1	50%	2
BIOHEALTH MEDICAL LAB INC			2	100%	2
GENERAL INTERNAL MEDICINE MEDICAL CTR CLINIC		1	1	50%	2
Lake Charles Healthcare LLC dba Landmark Lake Charles			2	100%	2
SCDHEC BUREAU OF LABORATORIES			2	100%	2
Vi at Lakeside Village Skilled Nursing		2			2
IN & OUT URGENT CARE METAIRIE			2	100%	2
GRAND VILLA OF MELBOURNE			2	100%	2
SACRED HEART HOSPITAL ON THE EMERALD			2	100%	2
ALLIED PHYSICIANS GROUP PLLC		2			2
CULLMAN REGIONAL MEDICAL CENTER		2			2
AHEC CLINIC		1	1	50%	2
ADVENTHEALTH CAR CENTER APOPKA			2	100%	2
SUPERIOR RESIDENCES AT CALA HILLS		2			2
VENICE REGIONAL BAYFRONT HEALTH (PULMONARY)			2	100%	2
Fort Gaines Health and Rehab		2			2
BRANDYWYNE HEALTH CARE CENTER			2	100%	2
UT MEMPHIS UNIVERSITY HEALTH SERVICES			2	100%	2
EDEN AT CRESTVIEW			2	100%	2
FLORIDA MEDICAL CLINIC CARDIOLOGY-ZH			2	100%	2
BAPTIST HEALTH MEDICAL CENTER			2	100%	2
FLORIDA COMMUNITY HEALTH CENTERS, INC.			2	100%	2
BRITO MEDICAL CENTER			2	100%	2
UNIVERSITY OF WASHINGTON MEDICAL CENTER (UWMC) EMERGENCY DEPT.			2	100%	2
RUSH UNIVERSITY MEDICAL CENTER LABORATORY			2	100%	2
CITRUS PARK			2	100%	2
PARADIGM LABORATORIES			2	100%	2
SIGNATURE HEALTHCARE OF MIDDLEBURG		2			2
ST. MARY'S MEDICAL CENTER EVANSVILLE, INC			2	100%	2
HEART OF FLORIDA HEALTH CENTER INC			2	100%	2
ASHTON PLACE		2			2
BERGEN COUNTY SURGICAL AND ENDOSCOPY CENTER		2			2
CELEBRATION PEDIATRICS			2	100%	2
NATIONWIDE LABORATORY SERVICES		1	1	50%	2

# COVID-19: testing by laboratory

Data through Nov 26, 2020 verified as of Nov 27, 2020 at 09:25 AM

Data in this report are provisional and subject to change.

The numbers in the table below represent the number of Florida and non-Florida residents for whom test results were received by the Department of Health. A person can be tested by more than one laboratory and can have both positive and negative results. **Therefore, the sum of the numbers in each column will be larger than the total number of people tested.**

Reporting lab	Inconclusive	Negative	Positive	Percent positive	Total
PELICAN LANDING		1	1	50%	2
TRUE HEALTH INC			2	100%	2
CVS MINUTE CLINIC DIAGNOSTIC OF TEXAS,LLC		2			2
LIFE CARE CENTER OF PALM BAY		2			2
RIVERVIEW MEDICAL CLINIC		2			2
MEDICANA NURSING AND REHAB CENTER			2	100%	2
TERRACE OF ST CLOUD, THE		1	1	50%	2
SKIPPACK MEDICAL LAB			2	100%	2
MONROE COUNTY HEALTH DEPARTMENT			2	100%	2
BERNHARDT LABORATORIES			2	100%	2
UNIVERSITY OF MISSOURI HEALTH CARE			2	100%	2
PLANT CITY PEDIATRICS		2			2
SOUTH DAKOTA DEPARTMENT OF HEALTH		2			2
SUNNY HILLS ALF OF SEBRING INC		2			2
MID-FLORIDA HEMATOLOGY AND ONCOLOGY CENTERS		2			2
ADVENTIST HINSDALE HOSPITAL LABORATORY			2	100%	2
SPARROW CENTRAL LAB			2	100%	2
CHILDRENS MEDICAL CENTER			2	100%	2
CORNERSTONE MEDICAL CARE OF BRANDON		2			2
BOND AND STEELE CLINIC, PA		2			2
BENTON PEDIATRICS		2			2
JOHNSON CITY MEDICAL CENTER		1	1	50%	2
BAYMEADOWS PRIMARY CARE		2			2
CARL R DARNALL ARMY MEDICAL CENTER			2	100%	2
CVS MINUTE CLINIC DIAGNOSTIC OF KANSAS, PA		2			2
MINUTECLINIC DIAGNOSTIC OF PA LLC		2			2
JEFFERSON COUNTY HEALTH DEPARTMENT-MONTICELLO		2			2
PALM MEDICAL CENTER - PLANT CITY		2			2
MEDICAL CENTER LABORATORY			2	100%	2
THE CLUB AT BOYNTON BEACH, LLC			2	100%	2
SOUTHEAST GEORGIA HEALTH SYSTEM			2	100%	2
Cleveland Clinic Weston			2	100%	2
MEADOWCREST FAMILY PHYSICIANS PA			2	100%	2
ST BARNABAS HOSPITAL		2			2
MERCY HEALTH LAB		1	1	50%	2
MEMORIAL HERMANN CONSOLIDATED LABORATORY SERVICES			2	100%	2
COPELAND MEDICAL CLINIC		2			2
SYLVAN NURSING			2	100%	2
CARE 365			2	100%	2
MEDFIRST URGENT CARE			2	100%	2
VIGILINT HEALTHCARE		1	1	50%	2
RUSSELL MEDICAL CENTER		2			2
MINUTECLINIC DIAGNOSTIC OF NORTH CAROLINA, PC		1	1	50%	2
ADVANCED EMURGENT CARE		2			2
ARKANSAS DEPARTMENT OF HEALTH			2	100%	2
ASCENSION ST VINCENT'S RIVERSIDE			2	100%	2



# COVID-19: testing by laboratory

Data through Nov 26, 2020 verified as of Nov 27, 2020 at 09:25 AM

Data in this report are provisional and subject to change.

The numbers in the table below represent the number of Florida and non-Florida residents for whom test results were received by the Department of Health. A person can be tested by more than one laboratory and can have both positive and negative results. **Therefore, the sum of the numbers in each column will be larger than the total number of people tested.**

Reporting lab	Inconclusive	Negative	Positive	Percent positive	Total
CONEMAUGH MEMORIAL MEDICAL CENTER		2			2
SMOKY MOUNTAIN URGENT CARE AND FAMILY MEDICINE CENTER			2	100%	2
VAIL VALLEY MEDICAL CENTER			2	100%	2
GALEN BAYLOR EXTENSION		2			2
ST. CLOUD PHARMACY AND WELLNESS CENTER		2			2
UNITED MEMORIAL MEDICAL CENTER			2	100%	2
IN AND OUT URGENT CARE			2	100%	2
NIGHT OWL PEDIATRICS URGENT CARE			2	100%	2
CHEROKEE COUNTY HEALTH AND REHAB CENTER		2			2
FAMILY MEDICINE AT HUNTERS CREEK		2			2
LACORP		1	1	50%	2
ADVICE FOR OPTIMAL WELLNESS			2	100%	2
MINIMALLY INVASIVE VASCULAR INC		2			2
ADVENT HEALTH - TUSKAWILLA		2			2
JOHN D. ARCHBOLD MEM. HOSPITAL			2	100%	2
VAULT HEALTH			2	100%	2
Bainbridge Health and Rehab		2			2
CVS MINUTE CLINIC DIAGNOSTIC OF TEXAS		2			2
ADVENTHEALTH EAST ORLANDO EMPLOYEE CLINIC		2			2
YORKVILLE PEDIATRIC URGENT CARE		2			2
APOLLO SURGERY CENTER			2	100%	2
BROOKDALE SENIOR LIVING			2	100%	2
CHAPPEL GROUP RESEARCH, THE		2			2
MAIN STREET MEDICAL CENTERS		2			2
UNIVERSITY HOSPITAL OF BROOKLYN		2			2
COMPREHENSIVE CLINICAL RESEARCH, LLC			2	100%	2
VIRTUA MEMORIAL HOSPITAL BURLINGTON COUNTY			2	100%	2
ADVANCED RESEARCH FOR HEALTH IMPROVEMENT		1	1	50%	2
VALLEY BAPTIST MEDICAL CENTER: BROWNSVILLE			2	100%	2
VIRGINIA DEPT OF HEALTH OFFICE OF EPIDEMIOLOGY			2	100%	2
ALAN A SMITH MD LLC		2			2
PANCARE HEALTH - BONIFAY K-8			2	100%	2
PALMETTO FAMILY HEALTH CENTER			2	100%	2
FLORENCE - HUNTSVILLE HOSPITAL URGENT CARE		2			2
INSPIRA MEDICAL CENTER VINELAND LAB		2			2
LABS PLUS LLC		2			2
COVANCE			2	100%	2
JRS LABORATORY			2	100%	2
MINUTE CLINIC DIAGNOSTIC OF PENNSYLVANIA		2			2
HARTFORD HEALTH SERVICES LLC		2			2
OHIO DEPARTMENT OF HEALTH LABORATORY		2			2
STEUBEN COUNTY PUBLIC HEALTH		2			2
WEISS PEDIATRIC CARE LLC		2			2
HOME ACCESS HEALTH			2	100%	2
Fouraker Hills Rehab and Nursing			2	100%	2
HCR MANOR CARE SERVICES OF FLORIDA III INC		2			2

# COVID-19: testing by laboratory

Data through Nov 26, 2020 verified as of Nov 27, 2020 at 09:25 AM

Data in this report are provisional and subject to change.

The numbers in the table below represent the number of Florida and non-Florida residents for whom test results were received by the Department of Health. A person can be tested by more than one laboratory and can have both positive and negative results. **Therefore, the sum of the numbers in each column will be larger than the total number of people tested.**

Reporting lab	Inconclusive	Negative	Positive	Percent positive	Total
WISCONSIN STATE LABORATORY OF HYGIENE		1	1	50%	2
Z UROLOGY		2			2
BRISTOL AT TAMPA, THE		2			2
CUMBERLAND MEDICAL CENTER INC		2			2
CARENOW URGENT CARE-DONELSON		2			2
CAPE CORAL URGENT CARE		2			2
NORTH FL SOUTH GA HCS-MALCOM RANDALL VAMC			2	100%	2
HOUSTON HEALTH DEPARTMENT - BUREAU OF LABORATORY SERVICES			2	100%	2
COMPUNET CLINICAL LAB			2	100%	2
NEMOURS CHILDREN'S URGENT CARE			2	100%	2
TMH CANCER CENTER LABORATORY			1	100%	1
CLEAR LAKE REGIONAL MEDICAL CENTER			1	100%	1
Salerno Bay Health & Rehabilitation Center		1			1
MIDLAND MEMORIAL HOSPITAL			1	100%	1
METROHEALTH SYSTEM			1	100%	1
PARRISH MEDICAL GROUP			1	100%	1
UNIVERSITY OF BALTIMORE WASHINGTON MEDICAL CENTER			1	100%	1
University Plaza Rehabilitation and Nursing			1	100%	1
GIFFORD MEMORIAL HOSPITAL		1			1
HOUSTON METHODIST HOSPITAL			1	100%	1
VIRTUA WEST JERSEY HOSPITAL		1			1
CYPRESS VILLAGE REHAB CENTER		1			1
BROOKDALE JENSEN BEACH		1			1
PREMIER PEDIATRICS			1	100%	1
SOUTHWOOD NURSING & RETIREMENT CENTER		1			1
MINUTE CLINIC DIAGNOSTICS OF IN, LLC #6252		1			1
MARION COUNTY HEALTH DEPARTMENT			1	100%	1
MOORE CLINICAL RESEARCH INC			1	100%	1
BROOKDALE FORT MYERS CYPRESS LAKE		1			1
GREENTREE MEDICAL CENTER			1	100%	1
COVID TESTING LLC			1	100%	1
SANTA MONICA CA-UCLA MC			1	100%	1
GOLDING-GRANADO MEDICAL ASSOCIATES		1			1
FLAGLER COUNTY BOARD OF COUNTY COMMISSIONERS			1	100%	1
BAYCARE OUTREACH LAB WH SOUTH			1	100%	1
FLORHAM PARK ENDOSCOPY CENTER		1			1
ARBOR TERRACE SAN JOSE LLC		1			1
WINDSOR MANOR			1	100%	1
PENINSULA REGIONAL MED CTR LAB			1	100%	1
Mountain View Manor			1	100%	1
FLORIDA EPIDEMIOLOGY PROGRAM			1	100%	1
OAKMONT WEST- GREENVILLE SC		1			1
VILLAGES REHABILITATION AND NURSING CENTER		1			1
Senatobia Healthcare & Rehab		1			1
Garden View Care Center at Dougherty Ferry		1			1
PELICAN STATE OUTPATIENT CENTER			1	100%	1

# COVID-19: testing by laboratory

Data through Nov 26, 2020 verified as of Nov 27, 2020 at 09:25 AM

Data in this report are provisional and subject to change.

The numbers in the table below represent the number of Florida and non-Florida residents for whom test results were received by the Department of Health. A person can be tested by more than one laboratory and can have both positive and negative results. **Therefore, the sum of the numbers in each column will be larger than the total number of people tested.**

Reporting lab	Inconclusive	Negative	Positive	Percent positive	Total
LUMICO LIFE INSURANCE COMPANY		1			1
PRACTITIONERS IN MOTION			1	100%	1
DRR JMC URGENT CARE DONALD ROSS			1	100%	1
GIBSON AREA PRIMARY CARE			1	100%	1
CHILDRENS SPECIALIST PEDIATRIC PULMMOLOGY &			1	100%	1
PENSACOLA PATHOLOGY		1			1
EXCEPTIONAL EMERGENCY CENTER			1	100%	1
HENRY FORD WEST BLOOMFIELD HOSPITAL			1	100%	1
SOUTH LAKE FAMILY HEALTH CENTER			1	100%	1
Autumn Care of Suffolk		1			1
PALMS OF FT MYERS,THE			1	100%	1
PUTNAM CO HOSPITAL-D/B/A ASBURY TOWERS		1			1
STONECREST MEDICAL CENTER		1			1
BL DIAGNOSTICS LLC			1	100%	1
LIFE CARE CENTER OF GWINNETT		1			1
SANTA ROSA PEDIATRICS			1	100%	1
PALM SPRINGS GENERAL HOSPITAL			1	100%	1
SHELBYVILLE HOSPITAL COMPANY		1			1
LEON MEDICAL CENTERS, LLC			1	100%	1
INTERNAL MEDICINE GROUP OF CENTRAL FLORIDA			1	100%	1
CENTRAL FLORIDA HOSPITALIST			1	100%	1
UMASS MEMORIAL/MARLBORO HOSPITAL			1	100%	1
TELEVISIT PALM BAY FAMILY PRACTICE			1	100%	1
PROPATH			1	100%	1
ACCESS HEALTH CARE PHYSICIANS			1	100%	1
IZ MEDICAL		1			1
MINNESOTA DEPARTMENT OF HEALTH LABORATORY			1	100%	1
PINNACLE DIALYSIS		1			1
PM PEDIATRICS OF SELDEN PLLC		1			1
CVS HEALTH, #5962		1			1
BOULDER COMMUNITY HOSPITAL			1	100%	1
POETS WALK SARASOTA			1	100%	1
ST JOSEPH'S HOSPITAL LABORATORY			1	100%	1
DSI LABORATORIES-NAPLES-7TH			1	100%	1
LAKELAND MEDICAL CENTER			1	100%	1
HEALGEN SCIENTIFIC			1	100%	1
BAPTIST HEALTH SURGERY CENTER			1	100%	1
MEMORIAL HEALTH SYSTEM		1			1
NEW YORK CITY DEPARTMENT OF HEALTH			1	100%	1
EASTSIDE MEDICAL CLINIC		1			1
PHYSICIANS PRIMARY CARE LEHIGH PEDS			1	100%	1
EDGAR PRICE FAMILY & CHILDREN HEALTHCARE CENTER			1	100%	1
ORLANDO MEDICAL CENTER PL			1	100%	1
URGENT CARE & FAMILY PRACTICE CENTER			1	100%	1
Florida Baptist Retirement Center		1			1
POPLAR HEALTHCARE			1	100%	1

# COVID-19: testing by laboratory

Data through Nov 26, 2020 verified as of Nov 27, 2020 at 09:25 AM

Data in this report are provisional and subject to change.

The numbers in the table below represent the number of Florida and non-Florida residents for whom test results were received by the Department of Health. A person can be tested by more than one laboratory and can have both positive and negative results. **Therefore, the sum of the numbers in each column will be larger than the total number of people tested.**

Reporting lab	Inconclusive	Negative	Positive	Percent positive	Total
WINTER GARDEN CHILDREN'S HEALTH CENTERS			1	100%	1
LILY PHARMACY		1			1
CORDOVA FAMILY PRACTICE			1	100%	1
TAMPA INTERNATIONAL AIRPORT			1	100%	1
FLORIDA HOSPITAL LAB			1	100%	1
Mill Valley Care Center		1			1
HAYS CLINICAL LAB			1	100%	1
VISTA DEL SOL MED ASSOC		1			1
NORTH BROWARD MEDICAL CENTER			1	100%	1
WELLOW URGENT CARE-OSWEGO			1	100%	1
PARK AVENUE PEDIATRICS PC		1			1
ARDEN COURTS OF WINTER SPRINGS			1	100%	1
MOUNT SINAI MEDICAL CENTER AVENTURA ER			1	100%	1
TENNESSEE VALLEY HCS			1	100%	1
REGIONAL MEDICAL LABORATORY			1	100%	1
MEDICAL CITY DALLAS HOSPITAL			1	100%	1
BROOKS REHAB			1	100%	1
CHIEFLAND MEDICAL CENTER			1	100%	1
PROFESSIONAL PARK PEDIATRICS PA			1	100%	1
MINUTECLINIC DIAGNOSTIC OF OHIO #6192		1			1
WALKONCLINIC			1	100%	1
FLORIDA DEPARTMENT OF HEALTH WASHINGTON COUNTY		1			1
JOHN D. ARCHBOLD MEMORIAL HOSPITAL			1	100%	1
FLORIDA MEDICAL ASSOCIATES LLC			1	100%	1
Livingston County Center for Nursing and Rehabilitation		1			1
BORINQUEN HEALTH CENTER			1	100%	1
BOCA BIOLISTICS LLC			1	100%	1
CLEVELAND CLINIC IMAGING			1	100%	1
ST VINCENTS AMBULATORY CARE INC			1	100%	1
Weston Inn Nursing & Rehabilitation			1	100%	1
ST JOHNS PEDIATRICS PA		1			1
Seal Rock Healthcare		1			1
OAKWOOD HOSPITAL - SOUTHSORE			1	100%	1
WIREGRASS MEDICAL CENTER			1	100%	1
NEW YORK UNIVERSITY MEDICAL CENTER			1	100%	1
HAMILTON CHD		1			1
UF KANAPHA LAB BEAKER		1			1
PATHOLOGYT & LAB MEDICINE SERVICES			1	100%	1
MEDSTAR HEALTH URGENT CARE			1	100%	1
PEDIATRIC HEALTHCARE ALLIANCE PA			1	100%	1
EAST FL CORE LAB			1	100%	1
BLUFFTON HEALTH CENTER			1	100%	1
RENOWN REGIONAL MEDICAL CENTER			1	100%	1
SAINT JOSEPH'S HOSPITAL AND MEDICAL CENTER		1			1
POMONA VALLEY COMMUNITY HOSPITAL			1	100%	1
NORTH RIVER FAMILY HEALTH CENTER			1	100%	1

# COVID-19: testing by laboratory

Data through Nov 26, 2020 verified as of Nov 27, 2020 at 09:25 AM

Data in this report are provisional and subject to change.

The numbers in the table below represent the number of Florida and non-Florida residents for whom test results were received by the Department of Health. A person can be tested by more than one laboratory and can have both positive and negative results. **Therefore, the sum of the numbers in each column will be larger than the total number of people tested.**

Reporting lab	Inconclusive	Negative	Positive	Percent positive	Total
PALMETTO PRIMARY CARE PHYSICIANS			1	100%	1
JOSHUA E CHESIR MD		1			1
2504-HOMEWOOD		1			1
RIVERSIDE COUNTY PUBLIC HEALTH LABORATORY			1	100%	1
Hialeah Nursing And Rehabilitation Center			1	100%	1
CLINICAL LABORATORIES OF THE BUFFALO		1			1
EASTERN FLORIDA STATE COLLEGE - PALM BAY CAMPUS			1	100%	1
INTERNAL MEDICINE LIPID AND WELLNESS PRACTICE			1	100%	1
FLORIDA SCHOOL FOR THE DEAF AND THE BLIND			1	100%	1
SIGNATURE CARE COLLEGE STATION			1	100%	1
UNIVERSITY URGENT CARE			1	100%	1
ST. PETERSBURG PEDIATRICS- 38TH AVENUE			1	100%	1
LATCHER LABORATORY OF A O FOX MEMORIAL		1			1
The Pines at Poughkeepsie Center for Nursing and Rehabilitation		1			1
FREEPORT ER DOX URGENT CARE		1			1
CAROLINAS HEALTHCARE SYSTEM LAB			1	100%	1
METRO HEALTH HOSPITAL LABORATORY		1			1
GATEWAY LABORATORIES		1			1
FLORIDA MEDICAL CLINIC RADIOLOGY DALE MABRY		1			1
LABONE		1			1
UHEALTH UNIVERSITY OF MIAMI			1	100%	1
PALM COAST DRAW STATION/AMERICAN HEALTH ASSOCIATES		1			1
LAKEVIEW HEALTH CARE SYSTEM LLC			1	100%	1
SKYRIDGE CLINICAL ASSOCIATES		1			1
REEVES COUNTY HOSPITAL DISTRICT			1	100%	1
HEARTLAND REGIONAL MEDICAL CENTER		1			1
THE PALACE MANAGEMENT - THE PALACE AT CORAL GABLES		1			1
DESERT HOSPITAL/CPHU CLINICAL LABORATORY			1	100%	1
ORDRS, INC.			1	100%	1
SACRED HEART MEDICAL CENTER			1	100%	1
HALIFAX HEALTH PRIMARY CARE			1	100%	1
ASHLEY PEDIATRICS			1	100%	1
PINELLAS CHD - CLEARWATER			1	100%	1
NONA MEDICAL ARTS		1			1
TARPON BAYOU CENTER			1	100%	1
MARYLAND DEPARTMENT OF HEALTH AND MENTAL HYGIENE			1	100%	1
CVS HEALTH, #1994		1			1
CHOTA COMMUNITY HEALTH SERVICES		1			1
JOHNSON & JOHNSON VISION CARE-VISTAKON			1	100%	1
LIFELINK TRANSPLANT INSTITUTE LAB			1	100%	1
STEPHENS COUNTY HOSPITAL			1	100%	1
FLORIDA CLINICAL RESEARCH CENTER, LLC			1	100%	1
Cornerstone at the Ranch		1			1
UNIVERSITY OF MARYLAND PATHOLOGY ASSOCIATES			1	100%	1
LEXINGTON PLACE SENIOR LIVING COMMUNITY		1			1
Manorcare Health Services West Reading North		1			1

# COVID-19: testing by laboratory

Data through Nov 26, 2020 verified as of Nov 27, 2020 at 09:25 AM

Data in this report are provisional and subject to change.

The numbers in the table below represent the number of Florida and non-Florida residents for whom test results were received by the Department of Health. A person can be tested by more than one laboratory and can have both positive and negative results. **Therefore, the sum of the numbers in each column will be larger than the total number of people tested.**

Reporting lab	Inconclusive	Negative	Positive	Percent positive	Total
WEST COAST FAMILY MEDICAL CARE			1	100%	1
HIBISCUS COURT			1	100%	1
FHPG_EXP CARE W HILLSBOROUGH			1	100%	1
TREASURE COAST MEDICAL CONCIERGE LLC			1	100%	1
MIAMI-DADE COUNTY HEALTH DEPT.		1			1
ST. MICHAEL'S ELITE HOSPITAL			1	100%	1
AFFINITY URGENT CARE			1	100%	1
CULVER CITY URGENT CARE			1	100%	1
TARPON SPRINGS PEDIATRICS, LLC			1	100%	1
SYNERGENE LABORATORY			1	100%	1
MID FLORIDA BIOLOGICALS			1	100%	1
NEW ERA COMMUNITY HEALTH CENTER LLC		1			1
CAREWELL URGENT CARE FITCHBURG			1	100%	1
ST VINCENT'S AMBULATORY CARE INC			1	100%	1
WESTWOOD NURSING & REHAB		1			1
FLAGLER PROFESSIONAL HEALTH CARE SERVICES INC		1			1
RIVERSIDE MEDICAL CENTER		1			1
DUKE HEALTH REGIONAL HOSPITAL			1	100%	1
FALMOUTH BY THE SEA			1	100%	1
CLEVELAND CLINIC FLORIDA			1	100%	1
OCALA REGIONAL DIALYSIS- NORTH			1	100%	1
HORIZON MEDICAL CENTER			1	100%	1
MONMOUTH MEDICALC ENTER		1			1
URGENT CARE AND SURGERY CENTER			1	100%	1
CLEVELAND CLINIC OHIO LABORATORIES			1	100%	1
Heartland Healthcare Center Boca Raton			1	100%	1
SANITAS RESEARCH LLC			1	100%	1
FAYETTE MEDICAL CENTER LAB		1			1
QUALITY CLINICAL LAB LLC			1	100%	1
REFERENCE LABORATORY			1	100%	1
GOSHEN HOSPITAL			1	100%	1
HOLLAND COMMUNITY HOSPITAL		1			1
HERNANDO CHILDREN'S			1	100%	1
OCCUPATIONAL HEALTH CENTER		1			1
MEDICAL ARTS LABORATORY			1	100%	1
SUNSHINE URGENT CARE LLC			1	100%	1
ADVENTHEALTH NEW SMYRNA BEACH COMMUNITY HEALTH			1	100%	1
LP ELIZABETHTON		1			1
BAPTIST EMERGENCY HOSPITAL KELLY			1	100%	1
CLAYMED OF NORTH FLORIDA			1	100%	1
SPINE & PAIN CONSULTANT PLLC		1			1
UHEALTH CORAL SPRINGS			1	100%	1
VILLAGES HEALTH SYSTEM, LLC, THE			1	100%	1
MINUTECLINIC DIAGNOSTIC OF VIRGINIA, LLC #1656		1			1
STARLING AT NOCATEE			1	100%	1
DEPARTMENT OF HEALTH AND ENVIRONMENTAL CONTROL			1	100%	1

# COVID-19: testing by laboratory

Data through Nov 26, 2020 verified as of Nov 27, 2020 at 09:25 AM

Data in this report are provisional and subject to change.

The numbers in the table below represent the number of Florida and non-Florida residents for whom test results were received by the Department of Health. A person can be tested by more than one laboratory and can have both positive and negative results. **Therefore, the sum of the numbers in each column will be larger than the total number of people tested.**

Reporting lab	Inconclusive	Negative	Positive	Percent positive	Total
MID FLORIDA COMMUNITY SERVICES			1	100%	1
TAMPA GENERAL MEDICAL GROUP LABORATORY HEALTHPARK			1	100%	1
PRIMARY CARE MEDICINE			1	100%	1
MEMORIAL HERMANN			1	100%	1
Gulf Shore Care Center			1	100%	1
CHILDREN'S MEDICAL GROUP		1			1
NFRC CLINICAL LAB			1	100%	1
TERRELL URGENT CARE			1	100%	1
RHODE ISLAND DEPARTMENT OF HEALTH			1	100%	1
UPSON REGIONAL MEDICAL CENTER			1	100%	1
PEDIATRIC ASSOCIATES - DORAL			1	100%	1
BIOMERIEUX			1	100%	1
AVERA ST. MARY'S HOSPITAL			1	100%	1
CARE POINT HEALTH AND WELLNESS CENTER		1			1
HILTON HEAD HOSPITAL/INPATIENT			1	100%	1
FHPG SURGICAL ASSOCIATES OF EAST PASCO			1	100%	1
TITUSVILLE CENTER FOR SURGICAL EXCELLENCE LLC		1			1
SOUTHERN HILLS MEDICAL CENTER			1	100%	1
HELIX LW UC		1			1
FLORIDA KEYS PED AND ADOLES CTR			1	100%	1
AYERS HEALTH & REHABILITATION CENTER		1			1
Metro West Nursing and Rehab			1	100%	1
SIGNATURE CARE MEMORIAL CITY			1	100%	1
FIU HEALTH CARE CENTER			1	100%	1
MARYLAND DEPARTMENT OF HEALTH AND MENTAL HYGIENE-LABORATORIES			1	100%	1
SKY RIDGE MEDICAL CENTER - MICRO			1	100%	1
PHYSICIANS REGIONAL MEDICAL CTR - COLLIER BLVD			1	100%	1
SHAMRA MEDICAL LABORATORY			1	100%	1
MAYO CLINIC BEACHES PRIMARY CARE CTR		1			1
TRUMAN MEDICAL CENTER - HOSPITAL HILL			1	100%	1
ALPHA CLINICAL LABORATORY CORP.			1	100%	1
PANCARE HEALTH - ALTHA PUBLIC			1	100%	1
MANSFIELD MEDICAL LODGE			1	100%	1
EAST NAPLES PEDIATRICS			1	100%	1
STEWART FLORIDA ALF, INC			1	100%	1
OHIO VALLEY MANOR NURSING &		1			1
REGIONS HOSPITAL LABORATORY			1	100%	1
CLERMONT HEALTH DEPARTMENT			1	100%	1
MORNINGSIDE NURSING AND REHABILITATION		1			1
CONVENIENT MEDICAL AND HEALTH SERVICES			1	100%	1
MERCY - NORTH IOWA			1	100%	1
ST MARY'S OF SAGINAW		1			1
BERKSHIRE MEDICAL CENTER			1	100%	1
ManorCare Rehabilitation Center- Decatur		1			1
BLOOMINGDALE PEDIATRIC ASSOCIATES PA			1	100%	1
PEACHEALTH LABORATORIES		1			1

# COVID-19: testing by laboratory

Data through Nov 26, 2020 verified as of Nov 27, 2020 at 09:25 AM

Data in this report are provisional and subject to change.

The numbers in the table below represent the number of Florida and non-Florida residents for whom test results were received by the Department of Health. A person can be tested by more than one laboratory and can have both positive and negative results. **Therefore, the sum of the numbers in each column will be larger than the total number of people tested.**

Reporting lab	Inconclusive	Negative	Positive	Percent positive	Total
HACKENSACK UNIVERSITY MEDICAL CENTER		1			1
ACCURATE HEALTH SERVICES CORP			1	100%	1
PCR DIAGNOSTICS			1	100%	1
Harbert Hills Academy Nursing Home		1			1
LADY LAKE SPECIALTY CARE			1	100%	1
MERCYONE DES MOINES MEDICAL CENTER			1	100%	1
CARESPOT URGENT CARE		1			1
ILLINOIS DEPT OF PUBLIC HEALTH LABS			1	100%	1
DE TAR HOSPITAL			1	100%	1
KINGWOOD EMERGENCY HOSPITAL			1	100%	1
CHP COVID-19 (TX)			1	100%	1
FAMILY PRACTICE ASSOCIATES		1			1
Bolingreen Health and Rehabilitation		1			1
OCHSNER MEDICAL CENTER			1	100%	1
PHYSICIAN ASSOCIATES, LLC			1	100%	1
MINUTECLINIC DIAGNOSTIC OF NEW MEXICO LLC #7552		1			1
PHYSICIANS URGENT CARE			1	100%	1
RENFREW CENTERS INC		1			1
UMHC HOLLYWOOD LABORATORY			1	100%	1
PUBLIC HEALTH TRUST OF MIAMI DADE COUNTY			1	100%	1
COLLINS NURSING HOME		1			1
ELITE CARE			1	100%	1
MID-FLORIDA CANCER CENTERS		1			1
ADIRONDACK MEDICAL CENTER		1			1
SILVERMAN			1	100%	1
FLORIDA DEPARTMENT OF HEALTH SEMINOLE COUNTY		1			1
ALTA BATES SUMMIT MEDICAL CENTER CLINICAL LAB			1	100%	1
PASCO COUNTY HEALTH DEPARTMENT			1	100%	1
CLIFTON-FINE HOSPITAL LABORATORY		1			1
FLORIDA DEPARTMENT OF HEALTH (FDOH)			1	100%	1
PALMA CEIA MED GROUP-SWANN		1			1
FLORIDA MEDICAL CLINIC -INTERNAL MED DADE CITY			1	100%	1
AFC PHYSICIANS OF FLORIDA, PA			1	100%	1
MEDCARE QUALITY MEDICAL CENTER LLC			1	100%	1
LIGHTHOUSE PEDIATRICS OF NAPLES			1	100%	1
INTERMOUNTAIN MEDICAL CENTER			1	100%	1
ANDREWS INSTITUTE AMBULATORY SURGERY CENTER		1			1
ADVENT HEALTH MEDICAL GROUP FAMILY MEDICINE			1	100%	1
ELEMENTS PHARMACY			1	100%	1
Signature healthcare of Jacksonville		1			1
MEMORIAL HEALTH UNIVERSITY MEDICAL CENTER			1	100%	1
MED TECH SERVICES OF PALM BEACH INC		1			1
Eddy Memorial Geriatric Center		1			1
BLUEWATER TOXICOLOGY			1	100%	1
CVS MINUTE CLINIC DIAG OF IND, LLC #6549		1			1
MEDICAL CENTER OF CENTRAL GEORGIA			1	100%	1



# COVID-19: testing by laboratory

Data through Nov 26, 2020 verified as of Nov 27, 2020 at 09:25 AM

Data in this report are provisional and subject to change.

The numbers in the table below represent the number of Florida and non-Florida residents for whom test results were received by the Department of Health. A person can be tested by more than one laboratory and can have both positive and negative results. **Therefore, the sum of the numbers in each column will be larger than the total number of people tested.**

Reporting lab	Inconclusive	Negative	Positive	Percent positive	Total
MALUHIA		1			1
Trucare Living Centers - Columbus		1			1
NYC PUBLIC HEALTH LABS			1	100%	1
ALLIED PHYSICIANS GROUP		1			1
WOODLAND TOWERS			1	100%	1
USC VERDUGO HILLS HOSPITAL			1	100%	1
SANTA CLARA VALLEY MEDICAL CENTER			1	100%	1
MDS PHARMA SERVICES		1			1
ORMOND BEACH URGENT CARE			1	100%	1
Ramsey Village		1			1
RIVERSIDE METHODIST HOSPITAL LAB			1	100%	1
MILFORD REGIONAL HOSPITAL			1	100%	1
BLUE MED CONSULTANTS			1	100%	1
MORGAN STANLEY HEALTH CENTER		1			1
JOSEF SCHENKER MD PC DBA CENTERS URGENT		1			1
ESTATES MEDICAL CENTER INC			1	100%	1
AMD			1	100%	1
CORNERSTONE OF RECOVERY INC		1			1
JUPITER PEDIATRIC ASSOCIATES, PA			1	100%	1
MARINA DEL REY HOSPITAL LAB			1	100%	1
NEMOURS CHILDREN'S PRIMARY CARE, ST CLOUD			1	100%	1
HARDEE COUNTY FIRE RESCUE		1			1
MIDDLEBURG PEDIATRICS			1	100%	1
HELEN HAYES HOSPITAL LABORATORY		1			1
Garden Isle Healthcare and Rehabilitation Center		1			1
INTERNAL MEDICINE & PEDIATRICS OF TAMPA BAY PA			1	100%	1
The Crossroads		1			1
WELLMED AT FORT PIERCE		1			1
SAN JOSE SENIOR CARE LLC		1			1
NEIGHBORCARE PHARMACY SERVICES		1			1
LOUNDY		1			1
BRIDGEWATER PARK ASSISTED LIVING LLC			1	100%	1
LEE MEMORIAL HOSPITAL OUTPATIENT SURGERY CENTER			1	100%	1
BELLE GLADES HEALTH CLINIC			1	100%	1
OHIO HEALTH DOCTORS HOSPITAL			1	100%	1
XSTREMEMD			1	100%	1
MISSOURI DEPARTMENT OF HEALTH AND SENIOR SERVICES - STATE PH LAB		1			1
MERITUS MEDICAL CENTER			1	100%	1
PEDIATRIC ASSOCIATES - MIAMI LAKES		1			1
BAYOU URGENT CARE			1	100%	1
HELGEMO & LIOU PEDIATRICS			1	100%	1
NAVAL MEDICAL CENTER			1	100%	1
LITTLE FALLS HOSPITAL LABORATORY		1			1
ORCHID TERRACE		1			1
PALM BEACH DIABETES AND ENDOCRINE SPECIALISTS, PA			1	100%	1
ADVANCED PEDIATRICS			1	100%	1

# COVID-19: testing by laboratory

Data through Nov 26, 2020 verified as of Nov 27, 2020 at 09:25 AM

Data in this report are provisional and subject to change.

The numbers in the table below represent the number of Florida and non-Florida residents for whom test results were received by the Department of Health. A person can be tested by more than one laboratory and can have both positive and negative results. **Therefore, the sum of the numbers in each column will be larger than the total number of people tested.**

Reporting lab	Inconclusive	Negative	Positive	Percent positive	Total
GEORGE WASHINGTON UNIVERSITY HOSPITAL			1	100%	1
VIVEX/UMTB BIOMEDICAL			1	100%	1
SAINT BARNABAS MEDICAL CENTER		1			1
HEALTHCARE ASSOCIATES OF IRVING, LLP			1	100%	1
VETERANS AFFAIRS MEDICAL CENTER - GREATER LOS ANGELES			1	100%	1
Glen Oaks Health and REhabilitation		1			1
WANTAGH URGENT CARE		1			1
SPECIALTY DRUG TESTING			1	100%	1
Medicalodges Neosho			1	100%	1
OCEAN MEDICAL CENTER		1			1
SHEEPSHEAD BAY URGENT CARE		1			1
DOCTORS MEMORIAL HOSP HOME HEALTH CARE		1			1
STARR COUNTY MEMORIAL HOSPITAL			1	100%	1
KANA MEDICAL			1	100%	1
FORT MYERS REHABILITATION AND NURSING CENTER		1			1
FAIRFIELD MEDICAL CENTER			1	100%	1
Imperial Healthcare Centre			1	100%	1
BEAUMONT REFERENCE LABORATORY			1	100%	1
EXPEDIAN URGENT CARE			1	100%	1
Manassas Health & Rehab			1	100%	1
AZALEALAND NURSING HOME		1			1
PROGENESIS INC			1	100%	1
UNIVERSITY HOSPITALS OF CLEVELAND			1	100%	1
MINUTECLINIC DIAG OF IND, LLC #6553		1			1
ENZO LABS INC			1	100%	1
ORLANDO FAMILY PHYSICIANS			1	100%	1
ADVANCE MD CARE			1	100%	1
EAST COAST INSTITUTE FOR RESEARCH LLC			1	100%	1
SUMMERFIELD PAIN MANAGEMENT			1	100%	1
CFCH - FROSTPROOF			1	100%	1
EXPRESS CARE OF THE SHOALS		1			1
TANGLEWOOD MANOR		1			1
SHAH			1	100%	1
PHYSICIANS PREMIER			1	100%	1
ARIZA WELLNESS CARE LLC			1	100%	1
ROYAL PALM PEDIATRICS			1	100%	1
ADVANCED RESEARCH AND DIAGNOSTIC LABORATORY UNIVERSITY OF MINNESOTA			1	100%	1
CAREWELL JW - WORCESTER LNC			1	100%	1
CAREHERE HUDSON BAY			1	100%	1
NORTHEAST PEDIATRICS			1	100%	1
HIGHLAND PARK LAKEWOOD PRESTON HOLLOW			1	100%	1
BREVARD FAMILY WALK IN CLINIC			1	100%	1
ARIZONA STATE LABORATORY			1	100%	1
MINUTECLINIC LLC #5157			1	100%	1
ADVANCED LABORATORY SERVICES			1	100%	1
INN AT ASTON GARDENS, THE		1			1

# COVID-19: testing by laboratory

Data through Nov 26, 2020 verified as of Nov 27, 2020 at 09:25 AM

Data in this report are provisional and subject to change.

The numbers in the table below represent the number of Florida and non-Florida residents for whom test results were received by the Department of Health. A person can be tested by more than one laboratory and can have both positive and negative results. **Therefore, the sum of the numbers in each column will be larger than the total number of people tested.**

Reporting lab	Inconclusive	Negative	Positive	Percent positive	Total
FLORIDA HEART AND VASCULAR MULTISPECIALTY GROUP PA			1	100%	1
ROCKLEDGE HEALTH & REHABILITATION CENTER			1	100%	1
SERENADES BY SONATA		1			1
MID - FLORIDA PATHOLOGY LLC			1	100%	1
HARDIN MEMORIAL HOSPITAL - HEARTLAND PATHOLOGY CONSULTANTS			1	100%	1
ONE MEDICAL GROUP		1			1
Good Samaritan Society - Albion		1			1
BRANDON REGIONAL EMERGENCY CTR			1	100%	1
MEA PRIMARY CARE PLUS BYRAM			1	100%	1
PROGRESSIVE MEDICAL LAB LLC			1	100%	1
Lab MSMC Hialeah			1	100%	1
BRIGHAM AND WOMEN'S HOSPITAL			1	100%	1
ALL CARE URGENT CARE			1	100%	1
FLORIDA DIGESTIVE AND LIVER SPECIALISTS			1	100%	1
CONSULATE HEALTH CARE OF VERO BEACH			1	100%	1
ADVENTHEALTH HOSPICE CARE CENTRAL FLORIDA		1			1
LUTHERAN HAVEN ASSISTED LIVING		1			1
SIGNATURE CARE LEWISVILLE-EMERGENCY CENTER			1	100%	1
ST. LUKES HOSPITAL			1	100%	1
BEAUMONT HOSPITAL			1	100%	1
FORT LOUDOUN PRIMARY CARE		1			1
SUN CLINICAL LABORATORIES			1	100%	1
ER NEAR ME HULEN		1			1
JACKSON MADISON CO. GEN. HOSPITAL			1	100%	1
NORTH PINELLAS CHILDRENS MEDICAL CENTER INC			1	100%	1
CHRISTIANA HOSPITAL		1			1
SCIENCE CARE			1	100%	1
LAREDO EMERGENCY ROOM			1	100%	1
SPRINGBROOK HOSPITAL			1	100%	1
DEPT OF VA MEDICAL CENTER - MIAMI			1	100%	1
SACRED HEART HEALTH SYSTEM, INC			1	100%	1
OXY-GENLAB			1	100%	1
Elm Crest Senior Living Community		1			1
CALIFORNIA PUBLIC HEALTH LABORATORY			1	100%	1
MEDICAL CLINIC OF HOUSTON			1	100%	1
SV MOBILE HEALTH			1	100%	1
INTEGRATED REGIONAL LABS			1	100%	1
Greystone Health Care Center		1			1
CANDLER HOSPITAL			1	100%	1
STUART SURGERY CENTER, LLC			1	100%	1
VA OPTOMETRY CLINIC			1	100%	1
THE HEART HOSPITAL BAYLOR PLANO			1	100%	1
JS HEALTHCARE			1	100%	1
THOMAS HOSPITAL			1	100%	1
ESOTERIC LAB			1	100%	1
SMITH NORTHVIEW HOSPITAL LAB			1	100%	1

# COVID-19: testing by laboratory

Data through Nov 26, 2020 verified as of Nov 27, 2020 at 09:25 AM

Data in this report are provisional and subject to change.

The numbers in the table below represent the number of Florida and non-Florida residents for whom test results were received by the Department of Health. A person can be tested by more than one laboratory and can have both positive and negative results. **Therefore, the sum of the numbers in each column will be larger than the total number of people tested.**

Reporting lab	Inconclusive	Negative	Positive	Percent positive	Total
CHI ST. LUKE'S HEALTH BCM MEDICAL CENTER			1	100%	1
KEY TRAINING CENTER			1	100%	1
CINNAMON COVE ALF		1			1
BARRINGTON TERRACE NAPLES			1	100%	1
SUSAN F. WILLIAMS M.D., P.A.			1	100%	1
CLINICAL TRIALS OF TAMPA LLC		1			1
NEW YORK PRESBYTERIAN HOSPITAL			1	100%	1
FAMILY CARE PARTNERS OF NE FLORIDA LLC			1	100%	1
MOSAIC MEDICAL CENTER MARYVILLE			1	100%	1
GUARDANT HEALTH		1			1
HYDE PARK MEDICAL CENTER		1			1
Vi at Aventura		1			1
MINUTE CLINIC OF KANSAS PA			1	100%	1
AUSTIN REGIONAL CLINIC MICROBIOLOGY LAB			1	100%	1
MINUTE CLINIC			1	100%	1
NORTH FLORIDA CHILD DEVELOPMENT, INC			1	100%	1
BUENA VIDA ESTATES			1	100%	1
VALLEY MEDICAL LABORATORY			1	100%	1
CARE STATION MEDICAL GROUP		1			1
FAMILY CARE			1	100%	1
ST PETE DIRECT PRIMARY CARE		1			1
HAVASU REGIONAL MEDICAL CENTER			1	100%	1
OPTIMAL CARE PEDIATRICS			1	100%	1
MINUTECLINIC 7196		1			1
INTEGRATED GENETICS SEQUENOM		1			1
COASTAL SKIN SURGERY AND DERMATOLOGY PL		1			1
UNITED HEALTHCARE			1	100%	1
NORDX			1	100%	1
APS-SUMMIT CARE PHARMACY, LLC DBA OMNICARE		1			1
Regency Square			1	100%	1
PALM WEST INTERNIST PA			1	100%	1
MADISON COUNTY MEMORIAL HOSPITAL LABORATORY		1			1
MEDICAL ASSOCIATES OF PINELLAS - LAB			1	100%	1
OSCEOLA ALF OPERATOR, LLC DBA□		1			1
The Palms Nursing and Rehabilitation		1			1
SPRINGHILL SENIOR RESIDENCE		1			1
UPMC NORTHWEST HOSPITAL			1	100%	1
GEORGETOWN URGENT CARE			1	100%	1
CVS MINUTE CLINIC DIAGNOSTIC PA #3060		1			1
ADVENTHEALTH EXPRESS CARE AT WALGREENS			1	100%	1
MICHIGAN HEALTH CLINIC LABORATORIES		1			1
SWEETWATER NURSING CENTER		1			1
NEWTON MEMORIAL HOSPITAL		1			1
Sanford Health & Rehabilitation			1	100%	1
ASPIRUS RIVERVIEW HOSPITAL & CLINICS INC		1			1
RIVIERA BEACH HEALTH CENTER LAB			1	100%	1

# COVID-19: testing by laboratory

Data through Nov 26, 2020 verified as of Nov 27, 2020 at 09:25 AM

Data in this report are provisional and subject to change.

The numbers in the table below represent the number of Florida and non-Florida residents for whom test results were received by the Department of Health. A person can be tested by more than one laboratory and can have both positive and negative results. **Therefore, the sum of the numbers in each column will be larger than the total number of people tested.**

Reporting lab	Inconclusive	Negative	Positive	Percent positive	Total
DOCTORS HEARING			1	100%	1
BMC/NASSAU			1	100%	1
PARKLAND HEALTH & HOSPITAL			1	100%	1
RAPID CITY REGIONAL HOSPITAL -579 ATTN. LABORATORY		1			1
MY URGENT CARE CLINIC			1	100%	1
LABORATORIO BUENA SALUD			1	100%	1
RAMBAM URGENT CARE			1	100%	1
BUFFALO VAMC			1	100%	1
FLORIDA HEALTH CARE PLANS STIRLING CENTER			1	100%	1
ATHENA PLASTIC SURGERY		1			1
BAYCARE MEDICAL GROUP INC			1	100%	1
JOSEPH SCHENKER MD PC		1			1
CHESAPEAKE REGIONAL MEDICAL CENTER			1	100%	1
COBLESKILL REGIONAL HOSPITAL		1			1
LOYOLA UNIVERSITY MEDICAL CENTER LABORATORY			1	100%	1
HEALTHPARK MEDICAL CTR NURSING SVC		1			1
WHITE WILSON MEDICAL CENTER NEPHROLOGY			1	100%	1
SUMMIT LABORATORY			1	100%	1
DONALSONVILLE HOSPITAL			1	100%	1
Central Park Healthcare & Rehabilitation Center		1			1
CELEBRATION HOSPITAL			1	100%	1
SONNI'S PEDIATRICS			1	100%	1
ST JUDE LABORATORIES		1			1
TAMPA URGENT CARE			1	100%	1
SIMEDHEALTH LLC		1			1
PALM BEACH COUNTY HEALTH DEPT.			1	100%	1
DUKE UNIVERSITY POINT OF CARE TESTING PROGRAM			1	100%	1
WEST COAST PEDIATRICS			1	100%	1
VAULT MEDICAL SERVICES			1	100%	1
STEWART MELBOURNE HOSPITAL, INC			1	100%	1
LIBERTY HEALTH CENTER			1	100%	1
LAKEVIEW REGIONAL HOSPITAL			1	100%	1
CROSS CREEK HEALTH CARE		1			1
CONWAY MEDICAL CENTER			1	100%	1
LAKE COMMUNITY ACTION AGENCY		1			1
ROYAL CARE OF AVON PARK			1	100%	1
STATE OF FLORIDA			1	100%	1
ST CATHERINE HOSPITAL LABORATORY			1	100%	1
SUPERKIDS PEDIATRICS			1	100%	1
NCHMD INC			1	100%	1
PHYSICIANS IMMEDIATE CARE ELGIN			1	100%	1
HENRICO DOCTOR'S LABORATORY			1	100%	1
IVAN, MAYA			1	100%	1
CAROMONT HEALTH			1	100%	1
SOUTH FLORIDA URGENT CARE CENTERS, LLC			1	100%	1
HAWAII DEPARTMENT OF HEALTH LAB			1	100%	1

# COVID-19: testing by laboratory

Data through Nov 26, 2020 verified as of Nov 27, 2020 at 09:25 AM

Data in this report are provisional and subject to change.

The numbers in the table below represent the number of Florida and non-Florida residents for whom test results were received by the Department of Health. A person can be tested by more than one laboratory and can have both positive and negative results. **Therefore, the sum of the numbers in each column will be larger than the total number of people tested.**

Reporting lab	Inconclusive	Negative	Positive	Percent positive	Total
OCALA FAMILY MEDICAL CENTER		1			1
UT AUSTIN UNIVERSITY HEALTH SERVICES			1	100%	1
WILTON MANORS HEALTH & REHABILITATION CENTER			1	100%	1
HOUSTON DEPARTMENT OF HEALTH AND HUMAN SERVICES			1	100%	1
GRACE WELLNESS CENTER			1	100%	1
CVS MINUTE CLINIC, LLC #22		1			1
FLORIDA DEPARTMENT OF HEALTH IN LEE COUNTY			1	100%	1
HEALTH CARE SERVICES LC			1	100%	1
DOCS URGENT CARE			1	100%	1
NORTON HEALTHCARE			1	100%	1
MID-FLORIDA PATHOLOGY LLC - MOBILE UNIT # 3			1	100%	1
WEST COAST CLINICAL LABS INC			1	100%	1
ADVENTHEALTH IMAGING LAKE NONA			1	100%	1
LABORATORIO MEDICO CENTRAL CONDOMINO MD			1	100%	1
MADISON AT OVIEDO			1	100%	1
CARE ONE PRIMARY CARE			1	100%	1
PROFESSIONAL URGENT CARE SERVICES		1			1
ADVANCED URGENT CARE OF MARATHON			1	100%	1
LISTENING DOCTOR PLLC, THE			1	100%	1
AUGUSTA HEALTH CLINICAL LABORATORY			1	100%	1
LOPEZ		1			1
HEALTH PLUS SUNRISE MEDICAL OFFICE			1	100%	1
INDIAN RIVER CLINICAL LABORATORY, INC.		1			1
NORTHCREST MEDICAL CENTER			1	100%	1
US LABORATORIES			1	100%	1
ST. LUKE'S HOSPITAL - BETHLEHEM CAMPUS		1			1
BRISTOL REGINAL MEDICAL CENTER			1	100%	1
BLACK STALLION WALK IN AND EXERCISE CLINICS LLC		1			1
GSM OCED Subsection			1	100%	1
MINUTECLINIC DIAGNOSTIC OF NORTH CAROLINA PC #5341		1			1
LEGACY ER & URGENT CARE - FRISCO WEST			1	100%	1
SHANDS JACKSONVILLE CLINICAL CENTER			1	100%	1
MPMC LAB MICRO			1	100%	1
KEY WEST BRANCH MEDICAL CLINIC			1	100%	1
LABORATORY COPORATION OF AMERICA			1	100%	1
CHRISTUS SPOHN HOSPITAL			1	100%	1
EXCEL URGENT CARE OF NJ			1	100%	1
COOPER CLINIC			1	100%	1
CLINICAL LABORATORY		1			1
LRGHEALTHCARE		1			1
NDX-CORE LAB			1	100%	1
HERNANDO COUNTY HEALTH DEPT			1	100%	1
Buena Vista Care Center		1			1
OMNICARE PHARMACY OF TEXAS 1, LP		1			1
HAWAII DEPARTMENT OF HEALTH			1	100%	1
QUEST DIAGNOSTICS CLINICAL LABORATORIES INC		1			1

# COVID-19: testing by laboratory

Data through Nov 26, 2020 verified as of Nov 27, 2020 at 09:25 AM

Data in this report are provisional and subject to change.

The numbers in the table below represent the number of Florida and non-Florida residents for whom test results were received by the Department of Health. A person can be tested by more than one laboratory and can have both positive and negative results. **Therefore, the sum of the numbers in each column will be larger than the total number of people tested.**

Reporting lab	Inconclusive	Negative	Positive	Percent positive	Total
MAINE HEALTH AND ENVIRONMENTAL TESTING LABORATORY			1	100%	1
LIFELINK OF FLORIDA			1	100%	1
ALL PRO ORTHOPEDICS & SPORTS MEDICINE, PA			1	100%	1
EXACCARE KINGSTON, LLC			1	100%	1
SYNAPSE ANALYTICAL LABS		1			1
WELLINGTON WEST 100176			1	100%	1
SUN CITY DIAGNOSTIC CENTER			1	100%	1
YUMA REGIONAL MEDICAL CENTER			1	100%	1
FAMILY MEDICINE AT WINTER PARK			1	100%	1
MERITER LABORATORIES			1	100%	1
Consulate Health Care of Tallahassee			1	100%	1
BETHPAGE EXTENDED HOURS CENTER		1			1
ALABAMA REFERENCE LAB			1	100%	1
CHATSWORTH ASSISTED LIVING COMMUNITY AT PGA NATIONAL			1	100%	1
COMMONWEALTH OF VIRGINIA DIVISION OF CONSOLIDATED LABORATORY SERVICES			1	100%	1
DEACONESS URGENT CARE CENTER			1	100%	1
SELF REGIONAL HEALTHCARE			1	100%	1
UF HEALTH THE VILLAGES			1	100%	1
CENTRAL FLORIDA PEDIATRIC URGENT CARE LLC			1	100%	1
ADVANCED MEDICAL LABORATORIES (AML)			1	100%	1
PEDIATRIC HEALTH CARE ALLIANCE, NORTH SIDE			1	100%	1
WESTOX LABS		1			1
ASSOCIATESMD MEDICAL GROUP INC			1	100%	1
QUALITY LAB			1	100%	1
POUDRE VALLEY HOSPITAL			1	100%	1
MISSION HOSPITAL			1	100%	1
MEDICAL ASSOCIATES OF CARTER		1			1
SPORTS MEDICINE CLINIC - U OF WYOMING			1	100%	1
FLORIDA CANCER SPECIALISTS & RESEARCH INSTITUTE			1	100%	1
AVERA SACRED HEART HOSPITAL			1	100%	1
ADVENTHEALTH SENIOR CARE AT ORMOND			1	100%	1
LAB TEST KENDALL LLC		1			1
OVIEDO CHILDRENS HEALTH CENTER LLC		1			1
NORTHSIDE HOSPITAL DULUTH			1	100%	1
BROOKDALE OVIEDO		1			1
FLORIDA HOSPITAL WINTER PARK			1	100%	1
GALVESTON COUNTY HEALTH DISTRICT			1	100%	1
KETTERING MEDICAL CENTER			1	100%	1
DOCTORS CARE – GREER		1			1
MEDFAST URGENT CARE CENTERS, LLC		1			1
MACCLENNY NURSING AND REHAB			1	100%	1
BAPTIST HOSPITAL LABORATORY			1	100%	1
Crowne Place Assisted Living		1			1
SINAI PLAZA NURSING AND REHAB CENTER			1	100%	1
AVON PARK CLUSTER		1			1
SOUTH DADE NURSING & REHABILITATION CENTER			1	100%	1

# COVID-19: testing by laboratory

Data through Nov 26, 2020 verified as of Nov 27, 2020 at 09:25 AM

Data in this report are provisional and subject to change.

The numbers in the table below represent the number of Florida and non-Florida residents for whom test results were received by the Department of Health. A person can be tested by more than one laboratory and can have both positive and negative results. **Therefore, the sum of the numbers in each column will be larger than the total number of people tested.**

Reporting lab	Inconclusive	Negative	Positive	Percent positive	Total
Avera Sr. James Care Center		1			1
CLINCLOUD, LLC			1	100%	1
UMASS MEMORIAL MEDICAL CENTER, INC		1			1
SPRINGFIELD HOSPITAL			1	100%	1
MEDONE URGENT CARE			1	100%	1
QC LABORATORY			1	100%	1
TENNOVA ER - SANGO			1	100%	1
ALLEGANY COUNTY DEPARTMENT OF HEALTH		1			1
SPECTRUM LABORATORY			1	100%	1
SOUTHWEST REGIONAL PCR LABORATORY			1	100%	1
LONGWOOD PEDIATRICS LLC			1	100%	1
FRESENIUS SOUTH FORT MYERS		1			1
LINCOLN MEDICAL CENTER		1			1
COMMUNITY			1	100%	1
LAKE LURE HEALTH CENTER			1	100%	1
PANCARE HEALTH - VERNON ELEMENTARY			1	100%	1
PRIMEX CLINICAL LABORATORIES INC			1	100%	1
ALL PEDIATRIC CARE PA			1	100%	1
METHODIST MANSFIELD MEDICAL CENTER			1	100%	1
OAK HAVEN REHAB AND NURSING CENTER			1	100%	1
STANFORD HEALTH CARE ANATOMIC PATHOLOGY & CLINICAL LAB			1	100%	1
MOUNT SINAI COMPREHENSIVE CANCER CENTER			1	100%	1
NURSING PLUS OF BROWARD LLC		1			1
A.G. Rhodes		1			1
CFHC - FROSTPROOF			1	100%	1
COLONIAL MEDICAL CENTER-EAST ORLANDO			1	100%	1
Masonic Medical Research Institute			1	100%	1
ADVENTHEALTH MEDICAL GROUP FAMILY AND INTERNAL			1	100%	1
USF PHYSICIANS GROUP			1	100%	1
ACCESS FAMILY CARE LLC			1	100%	1
HEALTHCARE NETWORK OF SOUTHWEST FLORIDA			1	100%	1
PRECISION HEALTH SOLUTIONS			1	100%	1
NORTH SHORE HEMATOLOGY-ONCOLOGY ASSOCIATES PC		1			1
COASTAL LABORATORIES OF FLORIDA			1	100%	1
BAYFRONT HEALTH - CONVENIENT CARE NORTHEAST			1	100%	1
UTAH DEPARTMENT OF HEALTH			1	100%	1
SOLARIS HEALTHCARE PLANT CITY		1			1
MEDICAL CITY NORTH HILLS			1	100%	1
PRISMA HEALTH TUOMEY LABORATORY			1	100%	1
Princeton Place			1	100%	1
MADISON FACILITY INC			1	100%	1
MD NOW URGENT CARE			1	100%	1
SOUTHERN SPRINGS HEALTH CARE		1			1
LEELANAU OPCO, LLC		1			1
BLOOD SYSTEMS LABORATORIES			1	100%	1
MEDEXPRESS URGENT CARE - LAKELAND			1	100%	1



# COVID-19: testing by laboratory

Data through Nov 26, 2020 verified as of Nov 27, 2020 at 09:25 AM

Data in this report are provisional and subject to change.

The numbers in the table below represent the number of Florida and non-Florida residents for whom test results were received by the Department of Health. A person can be tested by more than one laboratory and can have both positive and negative results. **Therefore, the sum of the numbers in each column will be larger than the total number of people tested.**

Reporting lab	Inconclusive	Negative	Positive	Percent positive	Total
LAKESIDE MEDICAL CENTER		1			1
DELAWARE DIAGNOSTICS LABS			1	100%	1
MIDDLE TENN MENTAL HEALTH INSTITUTE		1			1
ST. MARY MEDICAL CENTER		1			1
LEHIGH PULMONARY ASSOCIATES			1	100%	1
MAYO CLINIC OUTPATIENT DIALYSIS CENTER			1	100%	1
INFECTION CONTROL DEPT			1	100%	1
HEALTHCARE FOR THE HOMELESS			1	100%	1
CALIFORNIA DIVISION OF COMMUNICABLE DISEASE CONTROL			1	100%	1
MEDICAL UNIVERSITY SC HOSPITAL			1	100%	1
INNOVATIVE COVID-DIVERSEY			1	100%	1
CSL PLASMA LAB			1	100%	1
WALGREENS #01398			1	100%	1
ST GERARD'S COMMUNITY OF CARE		1			1
GRAND VIEW HOSPITAL			1	100%	1
MCH PHYSICIANS GROUP			1	100%	1
Valley Center (WV)			1	100%	1
URGENT CARE OF FORT LAUDERDALE INC			1	100%	1
ST JOHNS EPISCOPAL HOSPITAL SOUTH SHORE		1			1
BOONE DRUG & HEALTHCARE AT DEERFIELD			1	100%	1
VIERA HEALTH AND REHABILITATION CENTER			1	100%	1
ASCENSION ST VINCENT'S MEDICAL CENTER			1	100%	1
SPECTRUM LUDINGTON			1	100%	1
Tremont Health & Rehabilitation Center		1			1
THE CHILDREN'S HOSPITAL OF PHILADELPHIA		1			1
Village Crest Center for Health & Rehabilitation		1			1
SHARON REGIONAL MEDICAL CENTER			1	100%	1
ADVENT HEALTH - OWASA			1	100%	1
BEAUFORT MEMORIAL			1	100%	1
UNIVERSITY OF IOWA HOSPITALS & CLINICS			1	100%	1
ADVANCE GASTROENTEROLOGY			1	100%	1
SCRIPPS CLINIC MEDICAL			1	100%	1
SUNY AT STONY BROOK			1	100%	1
PARKWAY REGIONAL MEDICAL CENTER LAB			1	100%	1
TALLAHASSEE MEMORIAL HEALTHCARE			1	100%	1
THYROID SPECIALTY LABORATORY			1	100%	1
PROGRESS PHARMACY INC			1	100%	1
CARENOW URGENT CARE-WEST END		1			1
BRANDON OUTREACH CLINIC			1	100%	1
COMPASSION PEDIATRICS			1	100%	1
MIAMI CHILDRENS HOSPITAL MIDTOWN OUTPATIENT CENTER			1	100%	1
LABCORP UNSPECIFIED		1			1
PSL JAX BEACH OPERATIONS LLC			1	100%	1
Oakview Manor Health and Rehab		1			1
INNOVATIVE HEALTH DIAGNOSTIC OF CALIFORNIA			1	100%	1
MAYO CLINICAL LABORATORIES		1			1

# COVID-19: testing by laboratory

Data through Nov 26, 2020 verified as of Nov 27, 2020 at 09:25 AM

Data in this report are provisional and subject to change.

The numbers in the table below represent the number of Florida and non-Florida residents for whom test results were received by the Department of Health. A person can be tested by more than one laboratory and can have both positive and negative results. **Therefore, the sum of the numbers in each column will be larger than the total number of people tested.**

Reporting lab	Inconclusive	Negative	Positive	Percent positive	Total
PROFESSIONAL HEALTH EXAMINERS			1	100%	1
IDAHO HEALTH DEPARTMENT			1	100%	1
HOLYOKE MEDICAL CENTER			1	100%	1
MULBERRY'S MOBILE PROVIDER SERVICES LLC			1	100%	1
LAB. CORP. OF AMERICA			1	100%	1
HANCOCK REGIONAL HOSPITAL		1			1
CLINICAL LABORATORY DEPARTMENT			1	100%	1
HARBOUR'S EDGE		1			1
PANAMA PHARMACY			1	100%	1
SAINT ALPHONSUS REGIONAL MEDICAL CENTER			1	100%	1
WARD MEMORIAL HOSPITAL		1			1
CELEBRATION FAMILY PHYSICIANS LLC			1	100%	1
AUSTIN PUBLIC HEALTH			1	100%	1
SISTERS MISSION			1	100%	1
DIXITKUMAR N MODI MD PA			1	100%	1
CAH ACQUISITION COMPANY 11 LLC			1	100%	1
WALGREENS #06025		1			1
THE VILLAGES HEALTH			1	100%	1
PUBLIX PHARMACY #0332		1			1
FAMILY MEDICAL CENTERS			1	100%	1
ELMHURST MEMORIAL HOSPITAL			1	100%	1
DIAGNOSTIC & MEDICAL SPECIALISTS OF GREENWICH		1			1
HEALTH ALLIANCE			1	100%	1
VETERANS AFFAIRS MEDICAL CENTER - EAST ORANGE			1	100%	1
CATHEDRAL GERONTOLOGY CENTER DBA CATHEDRAL CARES			1	100%	1
PROVIDENCE ST PETER HOSPITAL		1			1
FLORIDA HOSPITAL TRANSPLANT CENTER		1			1
NORTH CAROLINA STATE LABORATORY OF PUBLIC HEALTH, SPECTRUM LAB NETWORK			1	100%	1
TREASURE COAST PRIMARY CARE		1			1
TMH PHYSICIAN PARTNERS SOUTHWOOD			1	100%	1
MORGAN STANLEY HEALTH CENTER		1			1
WALKIN MEDICAL URGENT CARE, NEW CITY			1	100%	1
BAPTIST HEALTH LEXINGTON			1	100%	1
FOUNTAINS OF HOPE LLC, THE		1			1
TIMPANOGOS REGIONAL HOSPITAL			1	100%	1
VANAJA SUREDDI MD PA			1	100%	1
The Care Center at Pinellas Park		1			1
NAPHCARE INC		1			1
WASHINGTON STATE DEPARTMENT OF HEALTH PUBLIC HEALTH LABORATORIES			1	100%	1
WESTON COUNTY HEALTH SERVICES			1	100%	1
THE LITTLE CLINIC			1	100%	1
FIT4LIFE MEDICAL CENTER			1	100%	1
DAYTONA BEACH CENTRA CARE			1	100%	1
LOGAN COUNTY HOSPITAL			1	100%	1
EH FARGO HOSPITAL LABORATORY			1	100%	1
BROOKSVILLE REGIONAL HOSPITAL			1	100%	1

# COVID-19: testing by laboratory

Data through Nov 26, 2020 verified as of Nov 27, 2020 at 09:25 AM

Data in this report are provisional and subject to change.

The numbers in the table below represent the number of Florida and non-Florida residents for whom test results were received by the Department of Health. A person can be tested by more than one laboratory and can have both positive and negative results. **Therefore, the sum of the numbers in each column will be larger than the total number of people tested.**

Reporting lab	Inconclusive	Negative	Positive	Percent positive	Total
CORPORATION OF AMERICA		1			1
FLORIDA DEPARTMENT OF HEALTH PALM BEACH COUNTY			1	100%	1
WARE EXPRESS CARE			1	100%	1
FAITH FAMILY PRACTICE			1	100%	1
MEDICAL LIFE-INC GUIDEWELL EMERGENCY MEDICINE			1	100%	1
FIVE STAR PREMIER RESIDENCES OF POMPANO BEACH			1	100%	1
Remarkable Healthcare Dallas			1	100%	1
CQUENTIA NGS, LLC			1	100%	1
NEW GEN LABS			1	100%	1
CDRX INFUSION			1	100%	1
BAPTIST HOSPITAL OF MIAMI MCI BROWARD LABORATORY			1	100%	1
COMMUNITY MEDICAL AND DENTAL CARE INC		1			1
Florida Clinical Laboratory			1	100%	1
JUPITER INTERNAL MEDICINE AND ASSOCIATES			1	100%	1
ST. VINCENT HOSPITAL			1	100%	1
ATHENS LIMESTONE HOSPITAL		1			1
APC PEDIATRICS			1	100%	1
ADVENTHEALTH MEDICAL GROUP FAMILY & INTERNAL			1	100%	1
COMMUNITY MEDICAL CENTER-ORANGE CITY		1			1
TEVAPHARM			1	100%	1
HALEYVILLE HEALTH CARE CENTER		1			1
DERMDX, DIV OF AURORA DIAGNOSTICS/BERNHARDT LAB		1			1
FAMILY CARE PARTNERS URGENT CARE LLC			1	100%	1
HEALTH FIRST MEDICAL GROUP LLC			1	100%	1
MEMORIAL HERMANN SOUTHWEST HOSPITAL			1	100%	1
CONSOLIDATED			1	100%	1
JACKSONVILLE STATEFL			1	100%	1
ADVENT HEALTH APOPKA		1			1
INTEGRITY CLINICAL RESEARCH CENTER INC			1	100%	1
CVS HEALTH, #2043		1			1
ORLANDO FAMILY MEDICAL INC		1			1
ENCOMPASS HEALTH HOME HEALTH		1			1
SMITH KLINE			1	100%	1
BISHOP GRADY VILLAS		1			1
Metairie Healthcare Center			1	100%	1
TWIN			1	100%	1
MEDICAL CENTER OF THE ROCKIES			1	100%	1
ARNOLD PALMER HOSPITAL LAB POCT		1			1
BASCOM PALMER-MICRO LAB			1	100%	1
JUPITER MEDICAL CENTER URGENT CARE - STUART			1	100%	1
PARTNERS IN PRIMARY CARE		1			1
NEW ERA HEALTH CENTER INC		1			1
ADVICE FOR OPTIMAL WELLNESS, INC			1	100%	1
HOWELL BRANCH COURT			1	100%	1
TRAVIS LEE THOMPSON MD			1	100%	1
CLUB HEALTH AND REHABILITATION CENTER, THE		1			1

# COVID-19: testing by laboratory

Data through Nov 26, 2020 verified as of Nov 27, 2020 at 09:25 AM

Data in this report are provisional and subject to change.

The numbers in the table below represent the number of Florida and non-Florida residents for whom test results were received by the Department of Health. A person can be tested by more than one laboratory and can have both positive and negative results. **Therefore, the sum of the numbers in each column will be larger than the total number of people tested.**

Reporting lab	Inconclusive	Negative	Positive	Percent positive	Total
MEDEXPRESS - BLOOMIN BRANDS			1	100%	1
EAST TENNESSEE STATE UNIVERSITY		1			1
ALOHA HOME CARE LLC DBA ACCENTCARE HOME HEALTH OF		1			1
CAREWELL 203			1	100%	1
UCH LAB			1	100%	1
DALLAS COUNTY HEALTH AND HUMAN SERVICES			1	100%	1
Redwood Springs Healthcare			1	100%	1
BEAUMONT HOSPITAL, GROSSE POINTE			1	100%	1
ROAN DRUG COMPANY LLC		1			1
NORTH SHORE MEDICAL CENTER - SALEM HOSPITAL			1	100%	1
FLORIDA HOSPITAL ORMOND BEACH			1	100%	1
EXPRESS LAB LIVINGSTON			1	100%	1
LIFE CARE CENTER OF HILTON HEAD		1			1
THE INTERNAL MEDICAL GROUP		1			1
URGENT DOC -NACOGODOCHES CLINIC			1	100%	1
DOCTOR'S IN-HOUSE LAB/COMMUNITY HEALTH CENTERS OF PINELLAS – JOHNNIE R			1	100%	1
FLORIDA HOSPITAL LABORATORIES		1			1
REGIONAL MEDICAL CENTER BAYONET POINT			1	100%	1
FRESENIUS KIDNEY CARE FORT WALTON BEACH			1	100%	1
GAMMA HEALTHCARE, INC		1			1
SIGNATURE CARE MIDLAND			1	100%	1
CLEVELAND HEARTLAB			1	100%	1
KENTUCKY CABINET FOR HEALTH AND FAMILY SERVICES			1	100%	1
WHEATON FRANCISCAN LABORATORY			1	100%	1
BIOMAT ORLANDO		1			1
PORT ORANGE NURSING & REHAB			1	100%	1
AFFILIATED LABORATORIES INC			1	100%	1
LAWRENCE GENERAL HOSPITAL			1	100%	1
SOUTHWEST FLORIDA DIVISION LAB			1	100%	1
COVENANT HEALTH		1			1
COMMONS AT ORLANDO LUTHERAN TOWERS SNF			1	100%	1
SEATTLE-KING COUNTY			1	100%	1
Bayou Vista Community Care Center			1	100%	1
BROOKS -TLC HOSPITAL SYSTEM			1	100%	1
PROGRESSIVE MEDICAL RESEARCH			1	100%	1
KENILWORTH CARE & REHABILITATION CENTER			1	100%	1
NORTH SHORE HEMATOLOGY-ONCOLOGY ASSOCIATES		1			1
FLORIDA STATE UNIVERSITY HEALTH SERVICES			1	100%	1
MED TECH CLINICAL LABORATORY		1			1
NORTHEAST TEXAS DIALYSIS		1			1
TMH PHYSICIAN PARTNERS			1	100%	1
STANLY REGIONAL MEDICAL CENTER			1	100%	1
LAKE REGIONAL HEALTH			1	100%	1
FRASER MEMORIAL HOSPITAL			1	100%	1
UNIVERSITY CENTRA CARE			1	100%	1
ONPOINT URGENT CARE			1	100%	1

# COVID-19: testing by laboratory

Data through Nov 26, 2020 verified as of Nov 27, 2020 at 09:25 AM

Data in this report are provisional and subject to change.

The numbers in the table below represent the number of Florida and non-Florida residents for whom test results were received by the Department of Health. A person can be tested by more than one laboratory and can have both positive and negative results. **Therefore, the sum of the numbers in each column will be larger than the total number of people tested.**

Reporting lab	Inconclusive	Negative	Positive	Percent positive	Total
BOSTON MEDICAL CENTER			1	100%	1
MINUTECLINIC LLC # 3930			1	100%	1
Washington County Nursing Home			1	100%	1
GWINNETT MEDICAL CENTER			1	100%	1
WALGREENS #5130			1	100%	1
MID-FLORIDA PATHOLOGY LLC		1			1
LABRADOR PRIMARY CARE CENTER			1	100%	1
HIALEAH HOSPITAL RESPIRATORY DEPT			1	100%	1
LSU MEDICAL CENTER			1	100%	1
COVID PROCESSING SITE			1	100%	1
Oakwood - North Baldwins Center for Living		1			1
DOCTORS HOSPITAL OF LAREDO			1	100%	1
ORMC-ARDEN/EOI			1	100%	1
CARESPOT EXPRESS HEALTHCARE BOYNTON BEACH			1	100%	1
HIGHLANDS CLINICAL LABORATORY			1	100%	1
ADVENTHEALTH MEDICAL GROUP ADULT AND SENIOR HEALTH			1	100%	1
PRIME CARE FAMILY MEDICINE			1	100%	1
FHPG FAMILY MEDICAL CENTER OF TAMPA BAY			1	100%	1
PEDIATRIC ASSOCIATES - JACKSONVILLE			1	100%	1
VALLEY HOSPITAL MEDICAL CENTER		1			1
ST.ELIZABETH HEALTH CENTER	1				1
DR. PHILLIPS MEDICAL WELLNESS CENTER			1	100%	1
GUIDEWELL EMERGENCY MEDICINE DOCTORS LLC			1	100%	1
KAISER PERMANENTE REGIONAL REFERENCE LABORATORY		1			1
LAURELLWOOD NURSING CENTER		1			1
EAST END PEDIATRICS		1			1
HUNTERS CREEK PEDIATRICS		1			1
San Antonio Residence and Rehabilitation Center		1			1
BIODORON LABORATORIES			1	100%	1
CENTRAL DUPAGE HOSPITAL			1	100%	1
ST. LUCIE COUNTY HEALTH DEPARTMENT		1			1
SAINT JOSEPHS HOSPITAL OF ATLANTA			1	100%	1
TAYLOR MANOR		1			1
HARLEM HOSPITAL CENTER		1			1
Manatee Springs Rehabilitation and Nursing Center		1			1
EASTMAN HEALTHCARE & REHAB		1			1
GENESIS MICROBIOLOGY LAB		1			1
STANDIFER PLACE		1			1
WHITE-WILSON MEDICAL CENTER - FORT WALTON BEACH			1	100%	1
BIOMAT USA			1	100%	1
DISCOVERY AT HOME, LLC			1	100%	1
ADVENTHEALTH PHYSICIAN GROUP - APPLEWOOD			1	100%	1
ALLIANCE LABORATORY SERVICES			1	100%	1
TMH PHYSICIAN PARTNERS BLOUNTSTOWN			1	100%	1
HARRIS URGENT CARE CENTER			1	100%	1
CARE CENTERS OF NASSAU, LLC - HENDRICKS RD		1			1

## COVID-19: testing by laboratory

Data through Nov 26, 2020 verified as of Nov 27, 2020 at 09:25 AM

Data in this report are provisional and subject to change.

The numbers in the table below represent the number of Florida and non-Florida residents for whom test results were received by the Department of Health. A person can be tested by more than one laboratory and can have both positive and negative results. **Therefore, the sum of the numbers in each column will be larger than the total number of people tested.**

Reporting lab	Inconclusive	Negative	Positive	Percent positive	Total
CLERMONT PEDIATRICS, PA			1	100%	1
MEDICAL ASSOCIATES OF BREVARD LLC		1			1
FAIRVIEW SOUTHDALE			1	100%	1
CITRONELLE HEALTH AND REHABILITATION CENTER		1			1
INTERNATIONAL MEDICAL LABORATORY INC		1			1
SPARTANBURG REGIONAL MEDICAL CENTER			1	100%	1
TENNOVA HEALTHCARE - CLEVELAND			1	100%	1
ROCKWALL URGENT CARE			1	100%	1
FLORIDA FAMILY LABORATORY		1			1
RCP OF MEMORIAL WEST			1	100%	1
MEDIC INFUSION PA		1			1
FALKVILLE HEALTHCARE		1			1
OMAHA VA MEDICAL CENTER			1	100%	1
WEST VIRGINIA UNIVERSITY HOSPITALS			1	100%	1
BAYA PHARMACY WEST			1	100%	1
<b>Total</b>	<b>51,367</b>	<b>9,551,703</b>	<b>1,248,442</b>	<b>12%</b>	<b>10,851,512</b>