

# COVID-19: summary of cases and monitoring

Data through Nov 27, 2020 verified as of Nov 28, 2020 at 09:25 AM

Data in this report are provisional and subject to change.

## Cases: people with positive PCR or antigen test result

<b>Total cases</b>	<b>985,297</b>
Florida residents	969,813
Non-Florida residents	15,484
<b>Type of testing</b>	
Florida residents	969,813
Positive by BPHL/CDC	37,341
Positive by commercial/hospital lab	932,472
PCR positive	889,553
Antigen positive	80,260
Non-Florida residents	15,484
Positive by BPHL/CDC	458
Positive by commercial/hospital lab	15,026
PCR positive	12,883
Antigen positive	2,601

## Characteristics

Florida residents hospitalized	54,591
Florida resident deaths	18,442
Non-Florida resident deaths	235

Hospitalized counts include anyone who was hospitalized at some point during their illness. It does not reflect the number of people currently hospitalized.

More information on deaths identified through death certificate data is available on the National Center for Health Statistics website at [www.cdc.gov/nchs/nvss/vsrr/COVID19/index.htm](http://www.cdc.gov/nchs/nvss/vsrr/COVID19/index.htm).

## Cases: people with positive PCR or antigen test result

### Risk factors for Florida residents

Traveled	8,935
Contact with a known case	370,781
Traveled and contact with a known case	10,478
Neither	579,619
No travel and no contact	126,423
Travel is unknown	316,167
Contact is unknown	239,251
Contact is pending	185,754

Travel can be unknown and contact can be unknown or pending for the same case, these numbers will sum to more than the "neither" total.

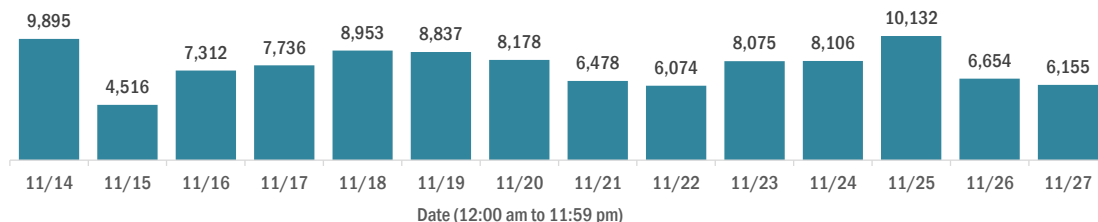
# COVID-19: summary of laboratory testing

Data through Nov 27, 2020 verified as of Nov 28, 2020 at 09:25 AM

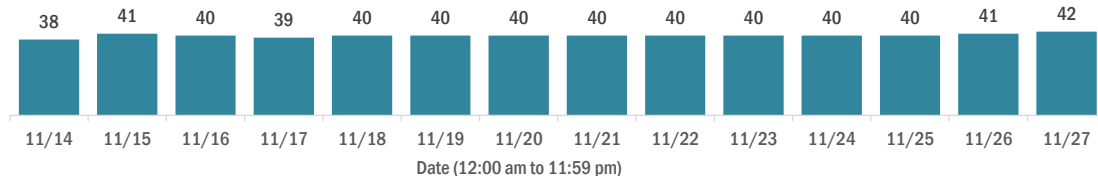
Data in this report are provisional and subject to change.

## Cases in Florida residents per day for the past 2 weeks

### Number of cases per day



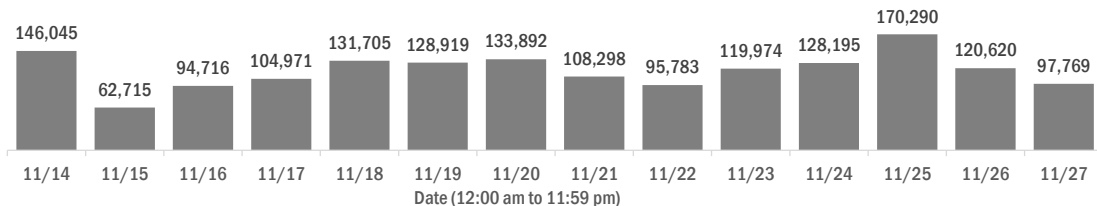
### Median age of cases by day



## Laboratory testing for Florida residents over the past 2 weeks

### Number of Florida residents tested per day

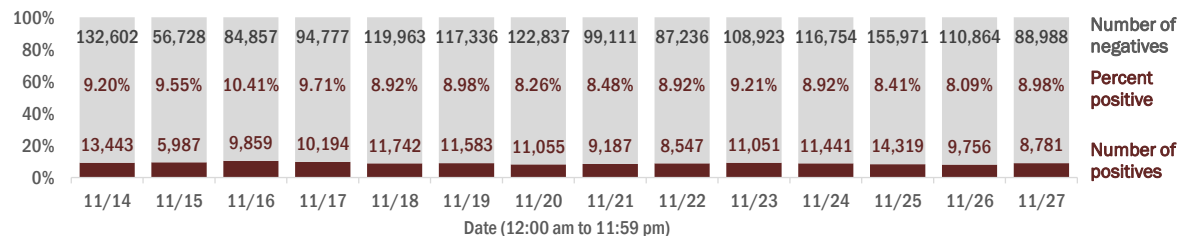
These counts include the number of people for whom the Department received PCR or antigen laboratory results by day. People tested on multiple days will be included for each day a new result was received. A person is only counted once for each day they are tested, regardless of whether multiple specimens are tested or multiple results are received.



### Number and percent of Florida residents with positive test results

The percent of positive results ranged from 8.09% to 10.41% over the past 2 weeks and was 8.98% yesterday.

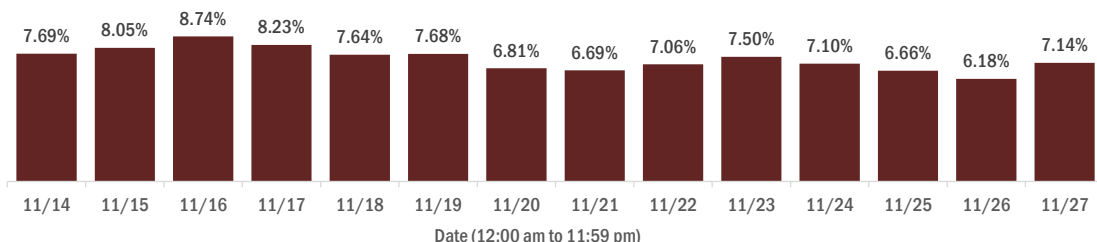
These counts include the number of people for whom the Department received PCR or antigen laboratory results by day. People tested on multiple days will be included for each day a new result was received. A person is only counted once for each day they are tested, regardless of whether multiple specimens are tested or multiple results are received. If a person has a positive specimen and a negative specimen in the same day, only the positive result is counted.



### Percent positivity for new cases in Florida residents

The percent of positive results ranged from 6.18% to 8.74% over the past 2 weeks and was 7.14% yesterday.

This percent is the number of people who test PCR- or antigen-positive for the first time divided by all the people tested that day, excluding people who have previously tested positive.



# COVID-19: characteristics of 969,813 Florida resident cases

Data through Nov 27, 2020 verified as of Nov 28, 2020 at 09:25 AM

Data in this report are provisional and subject to change.

Age group	Cases		Hospitalizations		Deaths	
0-4 years	16,450	2%	360	1%	0	0%
5-14 years	45,962	5%	329	1%	5	0%
15-24 years	157,309	16%	1,457	3%	32	0%
25-34 years	177,041	18%	3,013	6%	110	1%
35-44 years	152,676	16%	4,492	8%	312	2%
45-54 years	149,962	15%	6,745	12%	744	4%
55-64 years	126,007	13%	9,537	17%	2,036	11%
65-74 years	76,733	8%	10,962	20%	3,935	21%
75-84 years	43,475	4%	10,422	19%	5,411	29%
85+ years	23,168	2%	7,270	13%	5,857	32%
Unknown	1,030	0%	4	0%	0	0%
<b>Total</b>	<b>969,813</b>		<b>54,591</b>		<b>18,442</b>	

Gender	Cases	
Female	499,357	51%
Male	464,958	48%
Unknown	5,498	1%
<b>Total</b>	<b>969,813</b>	

Ethnicity	Cases		Hospitalizations		Deaths	
Hispanic	293,915	30%	15,049	28%	4,637	25%
Non-Hispanic	439,406	45%	36,628	67%	12,481	68%
Unknown	236,492	24%	2,914	5%	1,324	7%
<b>Total</b>	<b>969,813</b>		<b>54,591</b>		<b>18,442</b>	

Race and ethnicity	Cases		Hospitalizations		Deaths	
White	487,069	50%	34,045	62%	13,007	71%
Hispanic	193,565	20%	10,552	19%	3,686	20%
Non-Hispanic	261,450	27%	22,365	41%	8,686	47%
Unknown	32,054	3%	1,128	2%	635	3%
Black	136,486	14%	12,239	22%	3,370	18%
Hispanic	7,010	1%	508	1%	131	1%
Non-Hispanic	118,724	12%	11,428	21%	3,105	17%
Unknown	10,752	1%	303	1%	134	1%
Other race	131,878	14%	6,568	12%	1,471	8%
Hispanic	67,712	7%	3,610	7%	693	4%
Non-Hispanic	46,213	5%	2,652	5%	638	3%
Unknown	17,953	2%	306	1%	140	1%
Unknown race	214,380	22%	1,739	3%	594	3%
Hispanic	25,628	3%	379	1%	127	1%
Non-Hispanic	13,019	1%	183	0%	52	0%
Unknown	175,733	18%	1,177	2%	415	2%
<b>Total</b>	<b>969,813</b>		<b>54,591</b>		<b>18,442</b>	

**Hospitalization** counts include anyone who was hospitalized at some point during their illness. It does not reflect the number of people currently hospitalized. **Other race** includes any person with a race of American Indian/Alaskan native, Asian, native Hawaiian/Pacific Islander, or other.

# COVID-19: deaths in Florida residents and staff of long-term care facilities

Data through Nov 27, 2020 verified as of Nov 28, 2020 at 09:25 AM

Data in this report are provisional and subject to change.

For current cases in residents or staff of long-term care facilities, please visit: <https://floridahealthcovid19.gov/>

County	Deaths		County	Deaths		County	Deaths	
Dade	862	12%	Osceola	89	1%	Washington	12	0%
Palm Beach	755	10%	Charlotte	88	1%	Gadsden	11	0%
Pinellas	611	8%	Okaloosa	73	1%	Gilchrist	11	0%
Broward	466	6%	Clay	70	1%	Baker	8	0%
Hillsborough	409	6%	Indian River	66	1%	Jefferson	8	0%
Polk	340	5%	Citrus	63	1%	Lafayette	8	0%
Lee	272	4%	Jackson	61	1%	Calhoun	7	0%
Brevard	252	3%	Suwannee	53	1%	Gulf	4	0%
Duval	242	3%	Leon	52	1%	Bradford	3	0%
Orange	237	3%	Highlands	46	1%	Flagler	3	0%
Sarasota	220	3%	St. Johns	44	1%	Holmes	3	0%
St. Lucie	182	3%	Bay	38	1%	Monroe	3	0%
Volusia	179	2%	Alachua	34	0%	Taylor	3	0%
Seminole	171	2%	Columbia	31	0%	Desoto	2	0%
Marion	168	2%	Sumter	29	0%	Hardee	2	0%
Manatee	145	2%	Nassau	26	0%	Levy	2	0%
Escambia	140	2%	Santa Rosa	23	0%	Dixie	1	0%
Collier	121	2%	Hendry	20	0%	Liberty	1	0%
Pasco	113	2%	Putnam	19	0%	Total	7,257	
Martin	107	1%	Madison	16	0%			
Lake	104	1%	Okeechobee	16	0%			
Hernando	96	1%	Walton	16	0%			

**Note:** cases are summarized by the county of usual residence. Residents and staff may be cases associated with facilities that are not in their county of usual residence, resulting in cases being included below for counties that do not have facilities with known cases.

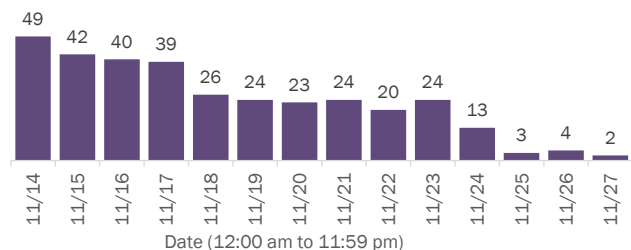
# COVID-19: cases in Florida residents who have died

Data through Nov 27, 2020 verified as of Nov 28, 2020 at 09:25 AM

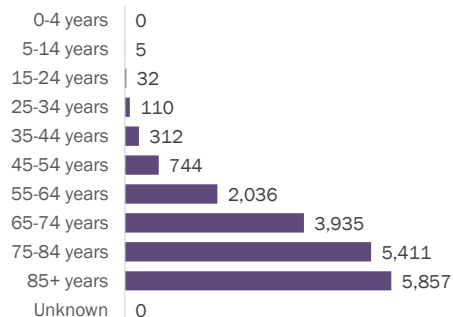
Data in this report are provisional and subject to change.

Demographics for all identified COVID-19 deaths: 18,442

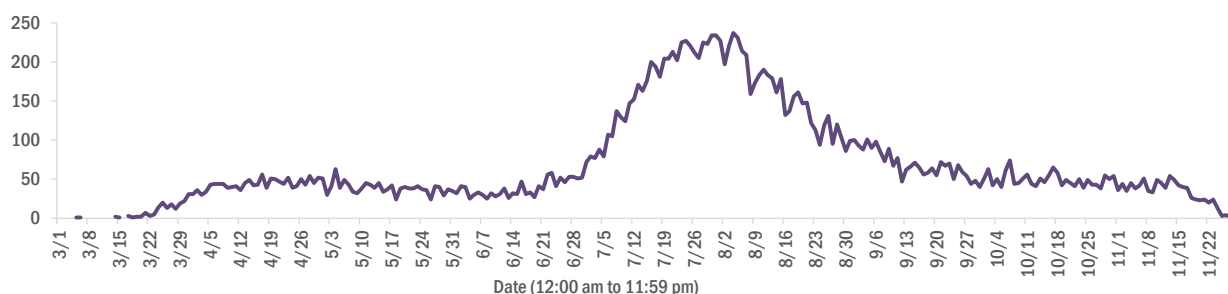
Deaths by date of death for the past 2 weeks



Deaths by age group



Deaths by date of death since March 2020



Age group	Deaths	Cases	Case fatality rate	Mortality rate per 100,000 population
0-4 years	0	16,450	0.0%	0.0
5-14 years	5	45,962	0.0%	0.2
15-24 years	32	157,309	0.0%	1.3
25-34 years	110	177,041	0.1%	3.9
35-44 years	312	152,676	0.2%	12.0
45-54 years	744	149,962	0.5%	26.7
55-64 years	2,036	126,007	1.6%	70.4
65-74 years	3,935	76,733	5.1%	162.2
75-84 years	5,411	43,475	12.4%	385.3
85+ years	5,857	23,168	25.3%	1014.1
Unknown	0	1,030	0.0%	
<b>Total</b>	<b>18,442</b>	<b>969,813</b>	<b>1.9%</b>	<b>85.4</b>

Race	Deaths	Cases	Case fatality rate	Mortality rate per 100,000 population
White	13,007	487,069	2.7%	77.9
Black	3,370	136,486	2.5%	92.1
Other	1,471	131,878	1.1%	118.2
Unknown	594	214,380	0.3%	
<b>Total</b>	<b>18,442</b>	<b>969,813</b>	<b>1.9%</b>	<b>85.4</b>

Gender	Deaths	Cases	Case fatality rate	Mortality rate per 100,000 population
Female	8,188	499,357	1.6%	74.2
Male	10,254	464,958	2.2%	97.1
Unknown	0	5,498	0.0%	
<b>Total</b>	<b>18,442</b>	<b>969,813</b>	<b>1.9%</b>	<b>85.4</b>

Ethnicity	Deaths	Cases	Case fatality rate	Mortality rate per 100,000 population
Hispanic	4,637	293,915	1.6%	81.7
Non-Hispanic	12,481	439,406	2.8%	78.4
Unknown	1,324	236,492	0.6%	
<b>Total</b>	<b>18,442</b>	<b>969,813</b>	<b>1.9%</b>	<b>85.4</b>

# COVID-19: characteristics of 985,297 cases

Data through Nov 27, 2020 verified as of Nov 28, 2020 at 09:25 AM

Data in this report are provisional and subject to change.

Tables below include cases in Florida residents and non-Florida residents.

All 67 Florida counties have cases:

County	FL resident cases		Non-FL resident cases	Total cases	FL resident deaths	FL death rate
Dade	223,268	<div><div></div></div> 23%	2,364	225,632	3,823	1.7%
Broward	104,824	<div><div></div></div> 11%	1,053	105,877	1,652	1.6%
Palm Beach	63,945	<div><div></div></div> 7%	725	64,670	1,678	2.6%
Hillsborough	57,317	<div><div></div></div> 6%	411	57,728	923	1.6%
Orange	56,815	<div><div></div></div> 6%	506	57,321	645	1.1%
Duval	42,630	<div><div></div></div> 4%	611	43,241	591	1.4%
Pinellas	32,196	<div><div></div></div> 3%	434	32,630	895	2.8%
Lee	28,960	<div><div></div></div> 3%	653	29,613	574	2.0%
Polk	27,139	<div><div></div></div> 3%	161	27,300	673	2.5%
Osceola	17,864	<div><div></div></div> 2%	183	18,047	241	1.3%
Collier	17,272	<div><div></div></div> 2%	375	17,647	280	1.6%
Escambia	14,793	<div><div></div></div> 2%	1,785	16,578	304	2.1%
Manatee	16,351	<div><div></div></div> 2%	219	16,570	371	2.3%
Volusia	16,075	<div><div></div></div> 2%	180	16,255	367	2.3%
Brevard	15,250	<div><div></div></div> 2%	111	15,361	438	2.9%
Leon	14,451	<div><div></div></div> 1%	434	14,885	139	1.0%
Pasco	14,482	<div><div></div></div> 1%	137	14,619	271	1.9%
Sarasota	13,151	<div><div></div></div> 1%	302	13,453	388	3.0%
Marion	12,898	<div><div></div></div> 1%	39	12,937	379	2.9%
Alachua	12,649	<div><div></div></div> 1%	120	12,769	99	0.8%
Seminole	12,669	<div><div></div></div> 1%	71	12,740	274	2.2%
St. Lucie	10,665	<div><div></div></div> 1%	37	10,702	367	3.4%
Lake	10,436	<div><div></div></div> 1%	95	10,531	254	2.4%
Okaloosa	8,698	<div><div></div></div> 1%	95	8,793	147	1.7%
St. Johns	8,500	<div><div></div></div> 1%	149	8,649	95	1.1%
Bay	8,105	<div><div></div></div> 1%	316	8,421	156	1.9%
Clay	7,876	<div><div></div></div> 1%	20	7,896	148	1.9%
Santa Rosa	7,308	<div><div></div></div> 1%	95	7,403	102	1.4%
Martin	6,152	<div><div></div></div> 1%	62	6,214	172	2.8%
Charlotte	4,965	<div><div></div></div> 1%	38	5,003	193	3.9%
Indian River	4,921	<div><div></div></div> 1%	47	4,968	136	2.8%
Hernando	4,898	<div><div></div></div> 1%	31	4,929	207	4.2%
Columbia	4,746	<div><div></div></div> 0%	18	4,764	94	2.0%
Citrus	4,677	<div><div></div></div> 0%	23	4,700	165	3.5%
Jackson	3,816	<div><div></div></div> 0%	52	3,868	90	2.4%

County	FL resident cases		Non-FL resident cases	Total cases	FL resident deaths	FL death rate
Highlands	3,686	<div><div></div></div> 0%	27	3,713	146	4.0%
Walton	3,299	<div><div></div></div> 0%	351	3,650	37	1.1%
Sumter	3,409	<div><div></div></div> 0%	19	3,428	95	2.8%
Monroe	3,223	<div><div></div></div> 0%	98	3,321	27	0.8%
Gadsden	3,275	<div><div></div></div> 0%	11	3,286	57	1.7%
Suwannee	3,243	<div><div></div></div> 0%	25	3,268	86	2.7%
Nassau	2,873	<div><div></div></div> 0%	257	3,130	56	1.9%
Putnam	2,722	<div><div></div></div> 0%	7	2,729	58	2.1%
Unknown	185	<div><div></div></div> 0%	2,537	2,722	0	0.0%
Flagler	2,684	<div><div></div></div> 0%	23	2,707	42	1.6%
Hendry	2,476	<div><div></div></div> 0%	9	2,485	45	1.8%
Desoto	2,352	<div><div></div></div> 0%	7	2,359	34	1.4%
Okeechobee	2,020	<div><div></div></div> 0%	13	2,033	43	2.1%
Baker	1,999	<div><div></div></div> 0%	10	2,009	32	1.6%
Hardee	1,753	<div><div></div></div> 0%	7	1,760	18	1.0%
Taylor	1,633	<div><div></div></div> 0%	4	1,637	21	1.3%
Wakulla	1,594	<div><div></div></div> 0%	9	1,603	14	0.9%
Washington	1,499	<div><div></div></div> 0%	14	1,513	25	1.7%
Bradford	1,401	<div><div></div></div> 0%	3	1,404	19	1.4%
Levy	1,387	<div><div></div></div> 0%	7	1,394	14	1.0%
Lafayette	1,321	<div><div></div></div> 0%	0	1,321	20	1.5%
Madison	1,241	<div><div></div></div> 0%	17	1,258	27	2.2%
Union	1,225	<div><div></div></div> 0%	0	1,225	59	4.8%
Holmes	1,135	<div><div></div></div> 0%	20	1,155	15	1.3%
Gulf	1,045	<div><div></div></div> 0%	14	1,059	19	1.8%
Hamilton	969	<div><div></div></div> 0%	8	977	11	1.1%
Dixie	957	<div><div></div></div> 0%	3	960	11	1.1%
Calhoun	860	<div><div></div></div> 0%	2	862	22	2.6%
Franklin	819	<div><div></div></div> 0%	11	830	4	0.5%
Jefferson	753	<div><div></div></div> 0%	17	770	11	1.5%
Gilchrist	760	<div><div></div></div> 0%	0	760	19	2.5%
Glades	664	<div><div></div></div> 0%	1	665	10	1.5%
Liberty	589	<div><div></div></div> 0%	1	590	14	2.4%
Total	969,813		15,484	985,297	18,442	1.9%

# COVID-19: characteristics of 969,813 Florida resident cases

Data through Nov 27, 2020 verified as of Nov 28, 2020 at 09:25 AM

Data in this report are provisional and subject to change.

The table below includes the cities and counties of residence for cases in Florida residents based on the patient's ZIP Code.

Note that city is not always received as part of the initial notification and may be missing while the case is being investigated.

City and county	Cases
Miami, Dade	129,279
Orlando, Orange	42,787
Jacksonville, Duval	39,970
Tampa, Hillsborough	34,452
Hialeah, Dade	30,351
Fort Lauderdale, Broward	24,698
Hollywood, Broward	20,463
West Palm Beach, Palm Beach	15,924
Kissimmee, Osceola	14,057
Naples, Collier	14,052
Tallahassee, Leon	13,639
Homestead, Dade	13,425
Saint Petersburg, Pinellas	12,746
Pensacola, Escambia	12,179
Fort Myers, Lee	11,840
Pompano Beach, Broward	11,580
Bradenton, Manatee	10,981
Boca Raton, Palm Beach	10,539
Gainesville, Alachua	10,528
Ocala, Marion	10,069
Lakeland, Polk	9,367
Sarasota, Sarasota	8,541
Lake Worth, Palm Beach	8,309
Cape Coral, Lee	6,964
Port Saint Lucie, St. Lucie	6,870
Miramar, Broward	6,648
Clearwater, Pinellas	6,306
Miami Gardens, Dade	6,059
Boynton Beach, Palm Beach	5,979
Miami Beach, Dade	5,705
Panama City, Bay	5,243
Coral Springs, Broward	5,217
Winter Haven, Polk	4,890
Melbourne, Brevard	4,753
Saint Augustine, St. Johns	4,741
Lehigh Acres, Lee	4,708
Delray Beach, Palm Beach	4,622
Lake City, Columbia	4,443
Davie, Broward	4,145
Coral Gables, Dade	3,987
Sunrise, Broward	3,949
Milton, Santa Rosa	3,929
Riverview, Hillsborough	3,839
Vero Beach, Indian River	3,770
Doral, Dade	3,743
Fort Pierce, St. Lucie	3,738
Daytona Beach, Volusia	3,696
Brandon, Hillsborough	3,462
Plant City, Hillsborough	3,435
Saint Cloud, Osceola	3,406
Largo, Pinellas	3,361
Apopka, Orange	3,351
Palm Bay, Brevard	3,337
Miami Lakes, Dade	3,272
Plantation, Broward	3,267
New Port Richey, Pasco	3,244
Orange Park, Clay	3,235
North Miami Beach, Dade	3,149

# COVID-19: characteristics of 969,813 Florida resident cases

Data through Nov 27, 2020 verified as of Nov 28, 2020 at 09:25 AM

Data in this report are provisional and subject to change.

The table below includes the cities and counties of residence for cases in Florida residents based on the patient's ZIP Code.

Note that city is not always received as part of the initial notification and may be missing while the case is being investigated.

City and county	Cases
Deerfield Beach, Broward	3,063
Jupiter, Palm Beach	3,021
Stuart, Martin	3,015
Weston, Broward	2,982
Sanford, Seminole	2,964
Spring Hill, Hernando	2,830
Clermont, Lake	2,802
Cutler Ridge, Dade	2,772
Fort Walton Beach, Okaloosa	2,737
Live Oak, Suwannee	2,714
Tamarac, Broward	2,690
Deltona, Volusia	2,671
Port Charlotte, Charlotte	2,545
Immokalee, Collier	2,537
Opa Locka, Dade	2,529
Davenport, Polk	2,450
Deland, Volusia	2,427
Palm Beach Gardens, Palm Beach	2,386
Palmetto, Manatee	2,340
Winter Park, Orange	2,329
Arcadia, Desoto	2,297
Winter Garden, Orange	2,273
Margate, Broward	2,272
Palm Coast, Flagler	2,243
Coconut Creek, Broward	2,194
Wesley Chapel, Pasco	2,160
Oviedo, Seminole	2,144
Wellington, Palm Beach	2,135
Land O Lakes, Pasco	2,117
Crestview, Okaloosa	2,114
Hallandale, Broward	2,067
Palm Harbor, Pinellas	2,041
Okeechobee, Okeechobee	2,014
Altamonte Springs, Seminole	2,010
Lake Worth Beach, Palm Beach	1,992
Haines City, Polk	1,991
Key West, Monroe	1,895
Venice, Sarasota	1,885
Sebring, Highlands	1,876
Bonita Springs, Lee	1,849
Ocoee, Orange	1,843
Brooksville, Hernando	1,824
Middleburg, Clay	1,803
North Port, Sarasota	1,788
Punta Gorda, Charlotte	1,786
North Lauderdale, Broward	1,779
Leesburg, Lake	1,762
Lutz, Hillsborough	1,751
Valrico, Hillsborough	1,736
Seminole, Pinellas	1,702
North Miami, Dade	1,698
Quincy, Gadsden	1,655
Pembroke Pines, Broward	1,632
Ruskin, Hillsborough	1,623
Port Orange, Volusia	1,606
Pinellas Park, Pinellas	1,579
Perry, Taylor	1,537
Ormond Beach, Volusia	1,503
Oakland Park, Broward	1,500



# COVID-19: characteristics of 969,813 Florida resident cases

Data through Nov 27, 2020 verified as of Nov 28, 2020 at 09:25 AM

Data in this report are provisional and subject to change.

The table below includes the cities and counties of residence for cases in Florida residents based on the patient's ZIP Code.

Note that city is not always received as part of the initial notification and may be missing while the case is being investigated.

City and county	Cases
Longwood, Seminole	1,493
Jacksonville Beach, Duval	1,492
Windermere, Orange	1,458
Crawfordville, Wakulla	1,446
Zephyrhills, Pasco	1,433
Cocoa, Brevard	1,414
Marianna, Jackson	1,411
Casselberry, Seminole	1,396
Royal Palm Beach, Palm Beach	1,394
Bartow, Polk	1,384
Crossings, Dade	1,384
Clewiston, Hendry	1,374
Green Cove Springs, Clay	1,371
Saint Johns, St. Johns	1,362
Coconut Grove, Dade	1,360
Dade City, Pasco	1,343
Niceville, Okaloosa	1,319
Mayo, Lafayette	1,310
Carol City, Dade	1,293
Palatka, Putnam	1,288
Kissimmee, Polk	1,277
Defuniak Springs, Walton	1,273
Missing, Dade	1,271
Cantonment, Escambia	1,262
Gulf Breeze, Santa Rosa	1,258
Navarre, Santa Rosa	1,240
Hudson, Pasco	1,232
Lake Mary, Seminole	1,226
Inverness, Citrus	1,224
Chipley, Washington	1,213
Wimauma, Hillsborough	1,205
North Fort Myers, Lee	1,185
Auburndale, Polk	1,182
Panama City Beach, Bay	1,170
Belle Glade, Palm Beach	1,165
Lynn Haven, Bay	1,165
Port Richey, Pasco	1,141
Ponte Vedra Beach, St. Johns	1,126
Lake Wales, Polk	1,126
Titusville, Brevard	1,124
Fernandina Beach, Nassau	1,117
The Villages, Sumter	1,110
Biscayne Park, Dade	1,105
Starke, Bradford	1,104
Merritt Island, Brevard	1,069
Santa Rosa Beach, Walton	1,068
Tarpon Springs, Pinellas	1,068
Aventura, Dade	1,059
Labelle, Hendry	1,033
Fleming Island, Clay	1,027
Wauchula, Hardee	1,024
New Smyrna Beach, Volusia	1,022
Indiantown, Martin	1,019
Avon Park, Highlands	1,014
Winter Springs, Seminole	1,012
Loxahatchee, Palm Beach	1,007
Destin, Okaloosa	995
Sarasota, Manatee	970
Cooper City, Broward	965

# COVID-19: characteristics of 969,813 Florida resident cases

Data through Nov 27, 2020 verified as of Nov 28, 2020 at 09:25 AM

Data in this report are provisional and subject to change.

The table below includes the cities and counties of residence for cases in Florida residents based on the patient's ZIP Code.

Note that city is not always received as part of the initial notification and may be missing while the case is being investigated.

City and county	Cases
Century, Escambia	955
Graceville, Jackson	946
Dunedin, Pinellas	945
Tavares, Lake	936
Estero, Lee	933
Key Biscayne, Dade	914
Mulberry, Polk	911
Seffner, Hillsborough	906
Rockledge, Brevard	894
Lake Butler, Union	894
El Portal, Dade	891
Palm City, Martin	891
Florida City, Dade	888
Eustis, Lake	888
Parkland, Broward	886
Madison, Madison	882
Riviera Beach, Palm Beach	879
Everglades National Park, Dade	878
Parrish, Manatee	871
Holiday, Pasco	871
Bonifay, Holmes	864
Macclenny, Baker	857
Maitland, Orange	846
Mount Dora, Lake	822
Orange City, Volusia	807
Odessa, Hillsborough	788
Crystal River, Citrus	765
Sanderson, Baker	765
Lake Placid, Highlands	748
Dover, Hillsborough	744
Dania, Broward	729
Groveland, Lake	725
Coleman, Sumter	718
Olympia Heights, Dade	716
Uleta, Dade	707
Monticello, Jefferson	703
Lithia, Hillsborough	694
Gibsonton, Hillsborough	688
Coral, Dade	679
Jasper, Hamilton	674
Atlantic Beach, Duval	656
Yulee, Nassau	654
Hobe Sound, Martin	653
Homosassa, Citrus	643
Lantana, Palm Beach	640
Ponte Vedra, St. Johns	632
Moore Haven, Glades	626
Palm Springs, Palm Beach	616
Oldsmar, Pinellas	610
Sebastian, Indian River	610
Havana, Gadsden	609
Pace, Santa Rosa	601
Pinecrest, Dade	600
Wewahitchka, Gulf	598
Alachua, Alachua	584
Blountstown, Calhoun	577
Summerfield, Marion	574
Debary, Volusia	573
Cross City, Dixie	572

# COVID-19: characteristics of 969,813 Florida resident cases

Data through Nov 27, 2020 verified as of Nov 28, 2020 at 09:25 AM

Data in this report are provisional and subject to change.

The table below includes the cities and counties of residence for cases in Florida residents based on the patient's ZIP Code.

Note that city is not always received as part of the initial notification and may be missing while the case is being investigated.

City and county	Cases
North Palm Beach, Palm Beach	571
Chattahoochee, Gadsden	570
South Bay, Palm Beach	557
Lecanto, Citrus	555
Sun City Center, Hillsborough	550
South Miami, Dade	548
Callahan, Nassau	548
Frostproof, Polk	548
Fisher Island, Dade	544
Pahokee, Palm Beach	533
Trenton, Gilchrist	529
Wildwood, Sumter	528
Apollo Beach, Hillsborough	524
Newberry, Alachua	524
Edgewater, Volusia	519
Dunnellon, Marion	511
Fellsmere, Indian River	504
Ellenton, Manatee	497
Bellevue, Marion	497
Bristol, Liberty	493
Jensen Beach, Martin	492
Williston, Levy	488
Lady Lake, Lake	487
Crescent City, Putnam	476
Safety Harbor, Pinellas	472
Lauderhill, Broward	471
Lauderdale Lakes, Broward	470
Bowling Green, Hardee	469
Polk City, Polk	465
Wilton Manors, Broward	461
Beverly Hills, Citrus	455
Satellite Beach, Brevard	453
Port Saint Joe, Gulf	441
Carrabelle, Franklin	440
Freeport, Walton	439
Hilliard, Nassau	435
Palmetto Bay, Dade	431
Bushnell, Sumter	431
Key Largo, Monroe	423
Fort Meade, Polk	419
Sweetwater, Dade	419
Mary Esther, Okaloosa	418
Nokomis, Sarasota	414
Keystone Heights, Clay	408
Dunnellon, Citrus	403
Marco Island, Collier	401
Shalimar, Okaloosa	398
Hernando, Citrus	382
Chiefland, Levy	375
Glen Saint Mary, Baker	374
Florida State University, Leon	373
Centerville, Leon	360
Sneads, Jackson	359
Old Town, Dixie	356
Southwest Ranches, Broward	343
Englewood, Charlotte	342
Indianapolis, Brevard	340
Cocoa Beach, Brevard	338
Lake Alfred, Polk	325

# COVID-19: characteristics of 969,813 Florida resident cases

Data through Nov 27, 2020 verified as of Nov 28, 2020 at 09:25 AM

Data in this report are provisional and subject to change.

The table below includes the cities and counties of residence for cases in Florida residents based on the patient's ZIP Code.

Note that city is not always received as part of the initial notification and may be missing while the case is being investigated.

City and county	Cases
Jacksonville, St. Johns	317
Miramar Beach, Walton	316
Bronson, Levy	312
Thonotosassa, Hillsborough	310
Neptune Beach, Duval	308
Marathon, Monroe	308
Spring Hill, Pasco	308
Belle Isle, Orange	305
Raiford, Union	304
Englewood, Sarasota	292
Cottondale, Jackson	290
Sorrento, Lake	284
Malone, Jackson	282
High Springs, Alachua	280
Minneola, Lake	275
Lehigh, Lee	274
Fort White, Columbia	268
West Melbourne, Brevard	265
Clearwater Beach, Pinellas	264
Fort Myers Beach, Lee	264
Oakland, Orange	263
Medley, Dade	261
Mascotte, Lake	259
Midway, Gadsden	248
Palm Beach, Palm Beach	247
Trinity, Pasco	242
Fruitland Park, Lake	242
Zolfo Springs, Hardee	236
Myakka City, Manatee	235
Bunnell, Flagler	234
Gulfport, Pinellas	234
Pierson, Volusia	229
Umatilla, Lake	229
Baker, Okaloosa	229
Haverhill, Palm Beach	227
Citra, Marion	226
South Daytona, Volusia	220
Silver Springs, Marion	218
Bell, Gilchrist	216
Rotunda West, Charlotte	212
Tavernier, Monroe	211
Hawthorne, Alachua	211
Weeki Wachee, Hernando	209
De Leon Springs, Volusia	207
Apalachicola, Franklin	207
Lake Park, Palm Beach	204
Interlachen, Putnam	203
Molino, Escambia	199
Flagler Beach, Flagler	198
Bay Harbor Islands, Dade	194
Cape Canaveral, Brevard	192
Youngstown, Bay	190
Jay, Santa Rosa	190
Holly Hill, Volusia	189
Greenville, Madison	188
Lawtey, Bradford	187
Altha, Calhoun	186
Jennings, Hamilton	183
Mims, Brevard	180

# COVID-19: characteristics of 969,813 Florida resident cases

Data through Nov 27, 2020 verified as of Nov 28, 2020 at 09:25 AM

Data in this report are provisional and subject to change.

The table below includes the cities and counties of residence for cases in Florida residents based on the patient's ZIP Code.

Note that city is not always received as part of the initial notification and may be missing while the case is being investigated.

City and county	Cases
Osprey, Sarasota	179
Tequesta, Palm Beach	178
Melbourne Beach, Brevard	177
Edgewood, Orange	177
Ocklawaha, Marion	177
Oxford, Sumter	176
Grand Ridge, Jackson	174
Archer, Alachua	174
Alva, Lee	170
Ave Maria, Collier	167
Branford, Suwannee	164
Indian Harbour Beach, Brevard	163
Greenwood, Jackson	162
Eastpoint, Franklin	160
East Palatka, Putnam	160
Kenneth City, Pinellas	156
Dundee, Polk	155
Celebration, Osceola	155
Montverde, Lake	155
Floral City, Citrus	152
Vernon, Washington	151
Clair-Mel City, Hillsborough	145
Gretna, Gadsden	144
Hastings, St. Johns	143
Eagle Lake, Polk	142
Westville, Holmes	141
Surfside, Dade	141
O Brien, Suwannee	139
South Pasadena, Pinellas	139
Webster, Sumter	137
Gotha, Orange	137
Melrose, Putnam	135
Indian Rocks Beach, Pinellas	133
University Of Miami, Dade	132
Satsuma, Putnam	132
Elkton, St. Johns	130
San Antonio, Pasco	129
Chuluota, Seminole	127
Azalea Park, Orange	126
Grand Island, Lake	124
Hiawassee, Orange	122
Malabar, Brevard	121
Bal Harbour, Dade	121
West Miami, Dade	117
Eglin Air Force Base, Okaloosa	117
Southport, Bay	117
Valparaiso, Okaloosa	117
Reddick, Marion	116
Lee, Madison	115
Ponce De Leon, Holmes	112
White Springs, Hamilton	111
Inlet Beach, Walton	110
Wellborn, Suwannee	110
Geneva, Seminole	108
Alford, Jackson	108
Lakewood Ranch, Manatee	106
Lake Panasoffkee, Sumter	106
Laurel Hill, Okaloosa	106
Matlacha, Lee	105

# COVID-19: characteristics of 969,813 Florida resident cases

Data through Nov 27, 2020 verified as of Nov 28, 2020 at 09:25 AM

Data in this report are provisional and subject to change.

The table below includes the cities and counties of residence for cases in Florida residents based on the patient's ZIP Code.

Note that city is not always received as part of the initial notification and may be missing while the case is being investigated.

City and county	Cases
Zellwood, Orange	103
Summerland Key, Monroe	102
Bryceville, Nassau	101
Fort McCoy, Marion	101
Lockhart, Orange	99
University Of Central Florida, Orange	98
Mcdavid, Escambia	98
Sebastian, Brevard	97
South Fort Myers, Lee	97
Mcalpin, Suwannee	93
Weirsdale, Marion	92
Morriston, Levy	92
Fountain, Bay	92
Anthony, Marion	90
Pomona Park, Putnam	90
Juno Beach, Palm Beach	90
Micanopy, Alachua	89
Sanibel, Lee	88
Hosford, Liberty	88
Bay Lake, Orange	87
University Of Fl, Alachua	86
Alafaya, Orange	85
Belleair, Pinellas	85
Babson Park, Polk	84
Howey-In-The-Hills, Lake	83
Islamorada, Monroe	81
Hallandale Beach, Broward	80
Cloud Lake, Palm Beach	79
Carrollwood, Hillsborough	79
Astatula, Lake	79
Temple Terrace, Hillsborough	79
Longboat Key, Manatee	79
Poinciana, Polk	78
Greenacres, Palm Beach	76
Bokeelia, Lee	76
Holmes Beach, Manatee	76
Center Hill, Sumter	75
Odessa, Pasco	75
Steinhatchee, Taylor	75
Lauderdale By The Sea, Broward	73
Sopchoppy, Wakulla	73
Mangonia Park, Palm Beach	73
F M, Lee	70
Kindred, Osceola	70
Madeira Beach, Pinellas	70
Lake Helen, Volusia	70
Caryville, Washington	70
Avon Park, Polk	69
Fern Park, Seminole	69
Eatonville, Orange	69
Sumterville, Sumter	69
Viera, Brevard	68
Atlantis, Palm Beach	66
Oak Hill, Volusia	66
Holt, Okaloosa	66
Big Pine Key, Monroe	66
Seville, Volusia	65
Citrus Springs, Citrus	63
Bonita Beach, Lee	62

# COVID-19: characteristics of 969,813 Florida resident cases

Data through Nov 27, 2020 verified as of Nov 28, 2020 at 09:25 AM

Data in this report are provisional and subject to change.

The table below includes the cities and counties of residence for cases in Florida residents based on the patient's ZIP Code.

Note that city is not always received as part of the initial notification and may be missing while the case is being investigated.

City and county	Cases
Air Mail Facility, Dade	61
Osteen, Volusia	61
Grant-Valkaria, Brevard	61
Palma Ceia, Hillsborough	61
Stock Island, Monroe	61
Hypoluxo, Palm Beach	61
The Villages, Lake	60
Clarksville, Calhoun	60
Winter Park, Seminole	59
Lake Hamilton, Polk	58
University Of Central Fl, Orange	58
The Villages, Marion	58
University Of South Florida, Hillsborough	58
Panacea, Wakulla	57
Dinsmore, Duval	57
Missing, Brevard	55
Waldo, Alachua	54
Cutler Bay, Dade	54
San Mateo, Putnam	53
Ochopee, Collier	53
Lady Lake, Sumter	52
Buena Ventura Lakes, Osceola	52
Astor, Lake	51
Barefoot Bay, Brevard	51
Lutz, Pasco	50
Placida, Charlotte	49
Inglis, Levy	49
Missing, Santa Rosa	48
Greensboro, Gadsden	48
Christmas, Orange	48
Brooker, Bradford	48
Canal Point, Palm Beach	48
Hollister, Putnam	47
Missing, Lee	47
Altoona, Lake	47
Saint James City, Lee	46
Golden Beach, Dade	46
Lamont, Jefferson	46
Belleair Beach, Pinellas	45
Welaka, Putnam	45
Princeton, Dade	43
Paisley, Lake	43
Crystal Beach, Pinellas	43
Bradenton Beach, Manatee	42
Florida Gulf Coast Univ, Lee	42
Ponce Inlet, Volusia	41
Lighthouse Point, Broward	41
Hampton, Bradford	40
Bascom, Jackson	40
Callaway, Bay	39
Pinetta, Madison	39
Patrick Air Force Base, Brevard	38
Sewalls Point, Martin	38
Sunny Isles Beach, Dade	38
Campbellton, Jackson	37
Manalapan, Palm Beach	37
Palm Beach Shores, Palm Beach	37
Kendall, Dade	36
Felda, Hendry	36

# COVID-19: characteristics of 969,813 Florida resident cases

Data through Nov 27, 2020 verified as of Nov 28, 2020 at 09:25 AM

Data in this report are provisional and subject to change.

The table below includes the cities and counties of residence for cases in Florida residents based on the patient's ZIP Code.

Note that city is not always received as part of the initial notification and may be missing while the case is being investigated.

City and county	Cases
Baldwin, Duval	36
Ocean Ridge, Palm Beach	36
Yalaha, Lake	36
Missing, Marion	35
University Of Tampa, Hillsborough	35
Destin, Walton	34
Lorida, Highlands	33
Harmony, Osceola	33
Cinco Bayou, Okaloosa	33
Flemington, Marion	33
Florahome, Putnam	32
Hurlburt Field, Okaloosa	32
Village Of Wellington, Palm Beach	32
Cedar Key, Levy	31
Fort Denaud, Hendry	31
Tierra Verde, Pinellas	31
Ebro, Washington	30
Fruit Cove, St. Johns	29
Singer Island, Palm Beach	29
Saint Pete Beach, Pinellas	29
North Redington Beach, Pinellas	29
Boca Grande, Lee	29
Saint Leo, Pasco	29
Naranja, Dade	28
Highland Beach, Palm Beach	28
West Park, Broward	27
Missing, Pasco	26
Bellview, Escambia	26
Anna Maria, Manatee	26
Florida State, Leon	26
Jupiter, Martin	25
Terra Ceia, Manatee	25
Univ Of FI Student Dorms, Alachua	25
Lake Suzy, Desoto	24
Georgetown, Putnam	24
Enterprise, Volusia	24
North Venice, Sarasota	24
Missing, Duval	24
Kathleen, Polk	24
South Miami Heights, Dade	24
Tyndall Air Force Base, Bay	24
Waverly, Polk	23
Missing, Volusia	23
Salt Springs, Marion	23
Ona, Hardee	22
Barry University, Dade	22
South Palm Beach, Palm Beach	22
Intercession City, Osceola	22
Miami Springs, Dade	22
Florida Dept Of Corrections, Union	22
Labelle, Glades	22
Reunion, Osceola	21
Bay Pines, Pinellas	21
Kinard, Calhoun	21
Florida A And M University, Leon	21
Eaton Park, Polk	21
Kenansville, Osceola	21
Dania Beach, Broward	21
Gulf Breeze, Escambia	20



# COVID-19: characteristics of 969,813 Florida resident cases

Data through Nov 27, 2020 verified as of Nov 28, 2020 at 09:25 AM

Data in this report are provisional and subject to change.

The table below includes the cities and counties of residence for cases in Florida residents based on the patient's ZIP Code.

Note that city is not always received as part of the initial notification and may be missing while the case is being investigated.

City and county	Cases
Lulu, Columbia	20
Nocatee, Desoto	20
Treasure Island, Pinellas	20
Tioga, Alachua	20
Fort Lauderdale, Dade	20
Palm Shores, Brevard	20
Tangerine, Orange	20
North Bay Village, Dade	20
Miami, Unknown	20
Missing, Collier	20
Hialeah Gardens, Dade	20
Pensacola Beach, Santa Rosa	20
Okahumpka, Lake	19
Tice, Lee	19
Santa Fe, Alachua	19
Babcock Ranch, Lee	18
Walnut Hill, Escambia	18
Stetson University, Volusia	18
Miami Shores, Dade	18
Penney Farms, Clay	18
Ponte Vedra, Duval	18
Missing, Palm Beach	17
Micco, Brevard	17
Missing, Broward	17
Bagdad, Santa Rosa	17
La Crosse, Alachua	17
Sydney, Hillsborough	17
Balm, Hillsborough	17
Highland City, Polk	17
Heathrow, Seminole	17
Pasadena, Pinellas	17
Sun City, Hillsborough	16
Goulds, Dade	16
Miromar Lakes, Lee	16
Lacoochee, Pasco	16
Aloma, Orange	16
Cudjoe Key, Monroe	16
Florida International Univ, Dade	16
West Panama City Beach, Bay	16
Missing, Hillsborough	15
Rocky Point, Hillsborough	15
Key Colony Beach, Monroe	14
Indian Lake Estates, Polk	14
Homosassa Springs, Citrus	14
Perdido Key, Escambia	14
Northdale, Hillsborough	14
Paxton, Walton	14
Palmdale, Glades	14
Mexico Beach, Bay	14
Hawthorne, Putnam	14
Horseshoe Beach, Dixie	13
Bonifay, Washington	13
Yankeetown, Levy	13
Goodland, Collier	13
Village Of Palmetto Bay, Dade	13
New Smyrna, Volusia	13
Orange Lake, Marion	13
Bayonet Point, Pasco	13
Saint Marks, Wakulla	12

# COVID-19: characteristics of 969,813 Florida resident cases

Data through Nov 27, 2020 verified as of Nov 28, 2020 at 09:25 AM

Data in this report are provisional and subject to change.

The table below includes the cities and counties of residence for cases in Florida residents based on the patient's ZIP Code.

Note that city is not always received as part of the initial notification and may be missing while the case is being investigated.

City and county	Cases
Dowling Park, Suwannee	12
Venus, Highlands	12
Champions Gate, Polk	12
Wewahitchka, Calhoun	12
Siesta Key, Sarasota	12
Hallandale Beach, Broward	12
Candler, Marion	12
Bradley, Polk	12
Cortez, Manatee	11
Apopka, Seminole	11
Little Torch Key, Monroe	11
Town N Country, Hillsborough	11
Homeland, Polk	11
Maitland, Seminole	11
Plymouth, Orange	11
Unknown, Dade	11
Mount Dora, Orange	11
Missing, Manatee	11
Miami, Broward	11
Branford, Lafayette	11
Hernando Beach, Hernando	10
Eloise, Polk	10
Rosemary Beach, Walton	10
White Springs, Columbia	10
Passport, Unknown	10
Green Acres, Palm Beach	10
Lake City, Suwannee	10
Missing, St. Lucie	10
Sparr, Marion	10
Jacksonville, Unknown	10
Hollywood, Dade	10
Pembroke Park, Broward	9
Ridge Manor, Pasco	9
Long Key, Monroe	9
Bonita Springs, Collier	9
Bostwick, Putnam	9
Palma Sola, Manatee	9
Loughman, Polk	9
Long Boat Key, Manatee	9
Gulf Stream, Palm Beach	9
Mcintosh, Marion	9
Saint Johns, Duval	9
Wabasso, Indian River	9
Lamont, Madison	9
Poinciana, Osceola	9
Earleton, Alachua	9
Gonzalez, Escambia	9
Steinhatchee, Dixie	9
Tallevast, Manatee	8
Rubonia, Manatee	8
Missing, Orange	8
Gulf Hammock, Levy	8
Laurel Hill, Walton	8
Perrine, Dade	8
Florida International University, Dade	8
Wahneta, Polk	8
Webster, Hernando	8
Greenville, Taylor	8
Indian River Shores, Indian River	8

# COVID-19: characteristics of 969,813 Florida resident cases

Data through Nov 27, 2020 verified as of Nov 28, 2020 at 09:25 AM

Data in this report are provisional and subject to change.

The table below includes the cities and counties of residence for cases in Florida residents based on the patient's ZIP Code.

Note that city is not always received as part of the initial notification and may be missing while the case is being investigated.

City and county	Cases
Graham, Bradford	8
Village Wellington, Palm Beach	8
Westchase, Hillsborough	8
Murdock, Charlotte	8
Saint George Island, Franklin	8
Caryville, Holmes	8
Wausau, Washington	8
Bayshore Gardens, Manatee	8
Crystal Springs, Pasco	8
Cottondale, Washington	8
Duette, Manatee	8
Missing, St. Johns	8
Trenton, Levy	8
University Park, Manatee	8
Laud-By-The-Sea, Broward	8
Jensen Beach, St. Lucie	8
Parker, Bay	8
Graceville, Holmes	8
Kissimmee, Orange	8
Mango, Hillsborough	8
Buckingham, Lee	8
Florence Villa, Polk	7
Pine Hills, Orange	7
Lake Como, Putnam	7
Lowell, Marion	7
Lealman, Pinellas	7
Hialeah, Unknown	7
Westlake, Palm Beach	7
Fort Ogden, Desoto	7
Union Park, Orange	7
Evinston, Alachua	7
Nichols, Polk	7
Missing, Martin	7
Holder, Citrus	7
West Delray Beach, Palm Beach	7
Durant, Hillsborough	7
Sugarloaf Key, Monroe	7
Port Saint John, Brevard	6
Leisure City, Dade	6
Mayport Naval Station, Duval	6
Lake Butler, Bradford	6
Hillsboro Beach, Broward	6
Florida State Univ Admin, Leon	6
Pine Castle, Orange	6
Orchid, Indian River	6
Missing, Sumter	6
Indian Creek Village, Dade	6
Shady Hills, Pasco	6
Forest City, Orange	6
Alturas, Polk	6
Woodville, Leon	6
Ponce De Leon, Walton	6
Trilby, Pasco	6
Lake Monroe, Seminole	6
Palm City, St. Lucie	6
Ferndale, Lake	6
Archer, Levy	6
Belleair Bluffs, Pinellas	6
Saint Lucie West, St. Lucie	6

# COVID-19: characteristics of 969,813 Florida resident cases

Data through Nov 27, 2020 verified as of Nov 28, 2020 at 09:25 AM

Data in this report are provisional and subject to change.

The table below includes the cities and counties of residence for cases in Florida residents based on the patient's ZIP Code.

Note that city is not always received as part of the initial notification and may be missing while the case is being investigated.

City and county	Cases
Missing, Indian River	6
Pine Ridge, Citrus	5
Beverly Beach, Flagler	5
Stuart, St. Lucie	5
Quail Heights, Dade	5
Ramrod Key, Monroe	5
Pass, Unknown	5
Brooksville, Pasco	5
Redington Shores, Pinellas	5
East Lake, Marion	5
Ebro, Bay	5
Fort Charlotte, Charlotte	5
Davenport, Osceola	5
Missing, Clay	5
Psl, Unknown	5
Lakewood Ranch, Sarasota	5
Morriston, Marion	5
Maxville, Duval	5
Missing, Nassau	5
Nalcrest, Polk	5
Hutchinson Island, St. Lucie	5
Fanning Springs, Gilchrist	5
City Of Sunrise, Broward	5
Braden River, Manatee	5
Missing, Seminole	5
Virginia Gardens, Dade	5
Suwannee, Dixie	5
Dade City, Hernando	5
Roseland, Indian River	5
Saint Augustine, Duval	4
Nobleton, Hernando	4
Citrus Hills, Citrus	4
Briny Breezes, Palm Beach	4
Seacrest, Walton	4
Wakulla Springs, Wakulla	4
Missing, Unknown	4
Missing, Escambia	4
International Service Center, Dade	4
Mount Plymouth, Lake	4
High Springs, Gilchrist	4
Ft Pierce, St. Lucie	4
Clarcona, Orange	4
Ozona, Pinellas	4
Pensacola, Unknown	4
Ybor City, Hillsborough	4
Okeechobee, Osceola	4
Lakeshore, Polk	4
Fort Lauderdale, Palm Beach	4
Missing, Pinellas	4
Pp, Dade	4
Orlando, Brevard	4
Telogia, Liberty	4
Grove City, Charlotte	4
Deer Island, Lake	4
Everglades City, Collier	4
Redington Beach, Pinellas	4
Winter Garden, Lake	4
Niceville, Walton	4
Missing, Polk	4

# COVID-19: characteristics of 969,813 Florida resident cases

Data through Nov 27, 2020 verified as of Nov 28, 2020 at 09:25 AM

Data in this report are provisional and subject to change.

The table below includes the cities and counties of residence for cases in Florida residents based on the patient's ZIP Code.

Note that city is not always received as part of the initial notification and may be missing while the case is being investigated.

City and county	Cases
Missing, Okaloosa	4
Loxahatchee Groves, Palm Beach	4
Live Oak, Madison	4
Valkaria, Brevard	4
Mayport, Duval	4
Shady Grove, Taylor	4
White City, Gulf	4
Worthington Springs, Union	3
Tampa, Pinellas	3
Sunny Hills, Washington	3
Watersound, Walton	3
Johns Pass Village, Pinellas	3
Jacksonville, Clay	3
Missing, Hernando	3
Clermont, Orange	3
West Bradenton, Manatee	3
Putnam Hall, Putnam	3
Saint Augustine Beach, St. Johns	3
Lynbrook, Broward	3
Captiva, Lee	3
Choctaw Beach, Okaloosa	3
Deerfield Beach, Palm Beach	3
Blountstown, Liberty	3
Indian Shores, Pinellas	3
Hallandale Beach, Unknown	3
Port Salerno, Martin	3
Eglin, Okaloosa	3
Daytona Beach Shores, Volusia	3
Pass, Dade	3
Margate, Unknown	3
Melrose, Bradford	3
Wildlight, Nassau	3
Missing, Columbia	3
Chokoloskee, Collier	3
Brewton, Escambia	3
Labelle, Lee	3
Chicago, Lee	3
Clewiston, Palm Beach	3
Branford, Gilchrist	3
Longboat Key, Sarasota	3
Jacksonville Naval Air Station, Duval	3
Naples, Lee	3
North Fort Myers, Charlotte	3
Missing, Citrus	3
Miami Gardens, Unknown	3
San Carlos Park, Lee	3
Sorrento, Orange	3
Sugarloaf, Monroe	3
Miccosukee, Leon	3
Lamont, Taylor	3
Cypress, Jackson	3
Bonaventure, Broward	3
Mayport Naval Housing, Duval	3
Monticello, Madison	3
Oneco, Manatee	3
Hollywood, Unknown	3
Cypress Gardens, Polk	3
Fernandina Beach, Duval	3
Fernandina, Nassau	3

# COVID-19: characteristics of 969,813 Florida resident cases

Data through Nov 27, 2020 verified as of Nov 28, 2020 at 09:25 AM

Data in this report are provisional and subject to change.

The table below includes the cities and counties of residence for cases in Florida residents based on the patient's ZIP Code.

Note that city is not always received as part of the initial notification and may be missing while the case is being investigated.

City and county	Cases
Elfers, Pasco	3
Fpo, Duval	3
Indian Rock Beach, Pinellas	3
Vernon, Bay	3
San Fernando, Unknown	3
Salem, Taylor	3
Pompano Beach, Palm Beach	3
Basinger, Okeechobee	3
Bella Collina, Lake	3
El Jobean, Charlotte	3
Mims, Volusia	3
Missing, Alachua	3
Seacrest, Bay	3
Point Washington, Walton	3
Orange Park, Duval	3
Orlando, Osceola	3
Williston, Marion	3
Vero Beach, St. Lucie	3
Venice, Dade	2
Sand Lake, Orange	2
Miramar, Unknown	2
Miami, Martin	2
New Port Richey, Hillsborough	2
Lauderhill, Unknown	2
Labelle, Collier	2
Jonesville, Alachua	2
Julington Creek, St. Johns	2
Jupiter Island, Martin	2
Samoset, Manatee	2
Seguin, Unknown	2
Sunrise, Unknown	2
Tampa, Broward	2
Green Cove Springs, Duval	2
Jacksonville, Lee	2
Mexico Beach, Gulf	2
Marysville, Dade	2
Orange Springs, Marion	2
Oakland Park, Unknown	2
N/A, Unknown	2
Carl Fisher, Dade	2
Boca Raton, Broward	2
Cross City, Taylor	2
Forest City, Seminole	2
Fort Lauderdale, Alachua	2
Glenwood, Volusia	2
Land O Lakes, Hillsborough	2
Keystone Heights, Bradford	2
Pensacola Beach, Escambia	2
Milligan, Okaloosa	2
Saint Marys, Nassau	2
Westville, Walton	2
Tampa, Hernando	2
Sebring, Desoto	2
Vero Beach, Unknown	2
Yeehaw, Okeechobee	2
Wauchula, Desoto	2
Mesa, Unknown	2
Missing, Lake	2
Newberry, Gilchrist	2

# COVID-19: characteristics of 969,813 Florida resident cases

Data through Nov 27, 2020 verified as of Nov 28, 2020 at 09:25 AM

Data in this report are provisional and subject to change.

The table below includes the cities and counties of residence for cases in Florida residents based on the patient's ZIP Code.

Note that city is not always received as part of the initial notification and may be missing while the case is being investigated.

City and county	Cases
Okeechobee, Lake	2
Ormond Beach, Flagler	2
Miramar, Dade	2
Pompano Beach, Unknown	2
Jacksonville Naval Hospital, Duval	2
Kingsley Lake, Bradford	2
Longview, Dade	2
Jacksonville, Nassau	2
Boynton Beach, Broward	2
Cape Haze, Charlotte	2
Bristol, Calhoun	2
Bayou George, Bay	2
000000, Unknown	2
Babcock Ranch, Charlotte	2
Conch Key, Monroe	2
Duck Key, Monroe	2
Lake Harbor, Palm Beach	2
Lanark Village, Franklin	2
Fort Walton Beach, Walton	2
Glen Ridge, Palm Beach	2
Goldenrod, Seminole	2
City Of Westlake, Palm Beach	2
Cassadaga, Volusia	2
Dunnellon, Levy	2
Melbourne, Orange	2
Moore Haven, Hendry	2
Orem, Palm Beach	2
Passport, Dade	2
Pp, Unknown	2
Woodside, Broward	2
Scottsmeer, Brevard	2
Sea Ranch Lakes, Broward	2
Portland, Unknown	2
Innovation, Pasco	2
Jacksonville, Dade	2
Madison, Unknown	2
Gibsonia, Polk	2
Florida Power & Light Co, Dade	2
Citrus Ridge, Indian River	2
Barberville, Volusia	2
Alligator Point, Wakulla	2
Immokalee, Lee	2
Cross Creek, Alachua	2
Crawfordville, Leon	2
Fort Lauderdale, Unknown	2
Alligator Point, Franklin	2
Lutz, Pinellas	2
Miami, Palm Beach	2
Lakeland, Hillsborough	2
Lawtey, Union	2
None, Dade	2
Orlando, Unknown	2
Seven Springs, Pasco	2
Saint Augusaintine Beach, St. Johns	2
River Ranch, Polk	2
Port Saint Lucie, Martin	2
Port Charlotte, Unknown	2
Village Of Golf, Palm Beach	2
Upper Key Largo, Monroe	2

# COVID-19: characteristics of 969,813 Florida resident cases

Data through Nov 27, 2020 verified as of Nov 28, 2020 at 09:25 AM

Data in this report are provisional and subject to change.

The table below includes the cities and counties of residence for cases in Florida residents based on the patient's ZIP Code.

Note that city is not always received as part of the initial notification and may be missing while the case is being investigated.

City and county	Cases
Clermont, Polk	2
Fort Pierce, Martin	2
Aripeka, Pasco	2
Bonifay, Jackson	2
Missing, Leon	2
Oklawaha, Marion	2
Olustee, Baker	2
Grandin, Putnam	2
Inlet Beach, Bay	2
Laurel, Sarasota	2
Lecanto, Marion	2
Ludlam, Dade	2
Magnolia Square, Osceola	2
Tarpon Springs, Pasco	2
Winter Garden, Seminole	2
West Palm Beach, Dade	2
Switzerland, St. Johns	2
Saint Johns, Orange	2
San Antonio, Sarasota	1
San Antonio, Unknown	1
Sanford, Volusia	1
Soldotna, Broward	1
Tampa Palms, Hillsborough	1
South Burlington, Orange	1
Steinhatchee, Madison	1
Wesley Chapel, Alachua	1
Weston, Dade	1
Wheaton, Lee	1
Tewksbury, Orange	1
Las Vegas, Orange	1
Melrose, Alachua	1
Miamf, Dade	1
Miami G, Dade	1
Miami, Collier	1
Marianna, Calhoun	1
Greenville, Jefferson	1
Lake Placid, Alachua	1
Kingsland, Duval	1
Kissimmee, Brevard	1
Opalocka, Dade	1
Okeechobee, St. Lucie	1
Milton, Escambia	1
Naples, Orange	1
New Richmond, Volusia	1
Pineland, Lee	1
Perry, Leon	1
Palm Coast, Duval	1
Provincetown, Collier	1
Redland, Dade	1
Carol Stream, Orange	1
Charlotte, Pasco	1
Clear Brook, Lee	1
Aollywoss, Dade	1
....., Alachua	1
99, Unknown	1
Boca Raton, Unknown	1
Blowing Rock, Polk	1
Gilmer, Dade	1
Golden Oak, Orange	1



# COVID-19: characteristics of 969,813 Florida resident cases

Data through Nov 27, 2020 verified as of Nov 28, 2020 at 09:25 AM

Data in this report are provisional and subject to change.

The table below includes the cities and counties of residence for cases in Florida residents based on the patient's ZIP Code.

Note that city is not always received as part of the initial notification and may be missing while the case is being investigated.

City and county	Cases
Haverford, Hillsborough	1
Hispanic, St. Lucie	1
Fanning Springs, Levy	1
Columbus, Brevard	1
Cookeville, Seminole	1
Cumberland, Palm Beach	1
Dade City, Hillsborough	1
Estero, Collier	1
Dallas, Lee	1
Deland, Lake	1
Deland, Polk	1
Doctors Inlet, Clay	1
Tulsa, Orange	1
Washington, Unknown	1
Wekiva Springs, Seminole	1
West Villages, Sarasota	1
Wichita, Volusia	1
Winter Park, Broward	1
Zolfo Springs, Polk	1
Port Everglades, Broward	1
Peoria, Unknown	1
Rye, Duval	1
Punta Gorda, Lee	1
Saint Petersburg, Hillsborough	1
Saint Petersburg, St. Lucie	1
Saxis, Lee	1
Sebring, Lee	1
Sun City Center, Hardee	1
Tallahassee, Duval	1
Spring Hill , Hernando	1
Starke, Clay	1
Stone Mountain, Palm Beach	1
Orlando, Lake	1
Palm Coast, Polk	1
Palm Coast, Volusia	1
Parker, Dade	1
Okeechobee, Glades	1
Oooooo, Unknown	1
North Pole, Seminole	1
North Port, Lee	1
Middlesburg, Duval	1
Mount Pleasant, Gadsden	1
Navarre, Okaloosa	1
Newark, Broward	1
Newburgh, Bay	1
Lewisburg, Pasco	1
Littleton, Dade	1
Lake Geneva, Clay	1
Lake City, Hamilton	1
La Grange, Dade	1
Marshall, Dade	1
Miami Gardens, Broward	1
Miami, Hillsborough	1
Miami, Orange	1
Los Angeles Ca, Unknown	1
Louisville, Manatee	1
Anaheim, Unknown	1
Athens, Duval	1
Bogota, Orange	1

# COVID-19: characteristics of 969,813 Florida resident cases

Data through Nov 27, 2020 verified as of Nov 28, 2020 at 09:25 AM

Data in this report are provisional and subject to change.

The table below includes the cities and counties of residence for cases in Florida residents based on the patient's ZIP Code.

Note that city is not always received as part of the initial notification and may be missing while the case is being investigated.

City and county	Cases
Bronx, Palm Beach	1
Deland, St. Lucie	1
Clewiston, Glades	1
Coconut Creek, Unknown	1
Cartersville, Unknown	1
Fort Myers, Unknown	1
Fort Pierce, Unknown	1
Granada Hills, Broward	1
Hailandale, Unknown	1
Cypress, Leon	1
Fairfield, Marion	1
Jerusalem, St. Johns	1
Harrison, Pinellas	1
Homosassa, Hernando	1
Homeless, Polk	1
Alva, Collier	1
Alys Beach, Bay	1
Amelia City, Nassau	1
Apple Creek, Citrus	1
333, Unknown	1
Chipley, Holmes	1
Chipley, Jackson	1
Chattanooga, Dade	1
Bryn Mawr, Palm Beach	1
Camden Wyoming, Duval	1
Colorado Springs, Unknown	1
Conifer, Lee	1
Fl State Lot, Leon	1
Fort Walton Beac, Alachua	1
Fortlauderdale, Unknown	1
Ft Pierce, Unknown	1
Garland, Orange	1
Hallandate Ben, Unknown	1
Destin, Unknown	1
El Paso, Unknown	1
Everett, Dade	1
Miamii, Dade	1
Miamt, Dade	1
Mid Florida, Seminole	1
Middleburg, Duval	1
N/A, Duval	1
Naples, Alachua	1
Port Saint Lucie, Indian River	1
Pompano Beach, Alachua	1
Old Town, Gilchrist	1
Ocean Breeze, Martin	1
Palm City, Unknown	1
Oviedo, Leon	1
Jeffersonville, Broward	1
Jerome, Collier	1
Hickory, Lee	1
Hialeah, Broward	1
Homeless, Dade	1
Live Oak, Columbia	1
Lauderdale Hill, Unknown	1
Lake Worth, Broward	1
Porter Ranch, Dade	1
Raiford, Bradford	1
Riverview, Manatee	1

# COVID-19: characteristics of 969,813 Florida resident cases

Data through Nov 27, 2020 verified as of Nov 28, 2020 at 09:25 AM

Data in this report are provisional and subject to change.

The table below includes the cities and counties of residence for cases in Florida residents based on the patient's ZIP Code.

Note that city is not always received as part of the initial notification and may be missing while the case is being investigated.

City and county	Cases
Russellville, Hillsborough	1
Saint Augustine, Okaloosa	1
San Diego, Unknown	1
Steinhatchee, Alachua	1
Tampa, Manatee	1
Sunrise, Dade	1
Wellington, Unknown	1
Vero Beach, Brevard	1
Village Of Palm Springs, Palm Beach	1
Webster, Pasco	1
Woodland Hills, Brevard	1
Wilbur By The Sea, Volusia	1
Willowbrook, Lee	1
Winston Salem, Unknown	1
Westchester, Dade	1
Westerville, Hillsborough	1
Sumatra, Liberty	1
South Otselic, Dade	1
Tinley Park, Lee	1
Unknown, Orange	1
Telluride, Lee	1
Wimauma, Manatee	1
Wayne, Dade	1
West Simsbury, Collier	1
Port Charlotte Fl, Unknown	1
Ponce, Orange	1
Saint Petersburg, Dade	1
San Juan, Osceola	1
San Pedro Sula, Dade	1
Richmond Heights, Dade	1
Rochester, Lee	1
Rosemary Beach, Bay	1
Pensacola, Santa Rosa	1
Plantation, Unknown	1
Otter Creek, Levy	1
Orlando, Palm Beach	1
Opa Locka, Unknown	1
Morrisville, Orange	1
New Vernon, Sarasota	1
New York, Broward	1
Missing, Sarasota	1
Myakka, Duval	1
Naples, Broward	1
Naugatuck, Lee	1
Miami Beach, Palm Beach	1
Miami Granders, Dade	1
Los Angeles, Polk	1
Miamm, Dade	1
Minneapolis, Collier	1
Fdsf, Unknown	1
Duke Field Air Force Station, Okaloosa	1
Deltona , Volusia	1
Clermont, Unknown	1
Bryn Mawr, Collier	1
Aspen, Palm Beach	1
Bartow, Unknown	1
Boca Rotan, Unknown	1
Columbia, Orange	1
Coral Springs, Unknown	1

# COVID-19: characteristics of 969,813 Florida resident cases

Data through Nov 27, 2020 verified as of Nov 28, 2020 at 09:25 AM

Data in this report are provisional and subject to change.

The table below includes the cities and counties of residence for cases in Florida residents based on the patient's ZIP Code.

Note that city is not always received as part of the initial notification and may be missing while the case is being investigated.

City and county	Cases
Cornelius, Leon	1
Crestview, Dade	1
Dade City, Polk	1
Dania, Unknown	1
Darien, Pasco	1
Hilliard, Dade	1
Hollywood, Leon	1
Holt, Unknown	1
Humble, Broward	1
Fwb, Unknown	1
Gainesville, Orange	1
Gastonia, Polk	1
Lakewood, Unknown	1
Knoxville, Duval	1
Green, Clay	1
Gulf Shores, Escambia	1
Floral, Okaloosa	1
Gibson, Unknown	1
Gurabo, Orange	1
Columbia, Volusia	1
Cincinnati, Dade	1
Champions Gate, Osceola	1
Dracut, Orange	1
Davie, Unknown	1
Dayton, Orange	1
Baker, Santa Rosa	1
1, Charlotte	1
Alva, Escambia	1
Arcadia, Highlands	1
Belmont, Santa Rosa	1
Blountstown, Broward	1
Bronson, Alachua	1
Brooker, Alachua	1
Bonita, Lee	1
Brandon, Pinellas	1
Longwood, Broward	1
Lucedale, St. Lucie	1
Macclenny, Duval	1
Melrose, Clay	1
Mayaguez, Dade	1
Kissimmee, Unknown	1
Interlachen, Duval	1
Hialeahgardens, Dade	1
Hosford, Calhoun	1
Powell, Lee	1
Panama City, Unknown	1
Pensacola, Sumter	1
Perth Amboy, Hillsborough	1
Paducah, Manatee	1
Orlando, Broward	1
Orlando, Lee	1
Olds, Manatee	1
North Lauderdale, Unknown	1
Monroe, Hillsborough	1
Middletown, Osceola	1
Westlake Village, Unknown	1
Wtixrat, Dade	1
Watersound, Bay	1
Unk, Duval	1

# COVID-19: characteristics of 969,813 Florida resident cases

Data through Nov 27, 2020 verified as of Nov 28, 2020 at 09:25 AM

Data in this report are provisional and subject to change.

The table below includes the cities and counties of residence for cases in Florida residents based on the patient's ZIP Code.

Note that city is not always received as part of the initial notification and may be missing while the case is being investigated.

City and county	Cases
Ventura, Orange	1
Sharpes, Brevard	1
Sanford, Orange	1
Saint Petersburg, Charlotte	1
Puerto Rico, Unknown	1
Randolph, Orange	1
Saint Lucie Village, St. Lucie	1
Tampa, Pasco	1
Sunrtise, Dade	1
Trenton, Dixie	1
Unknown, Unknown	1
Umatilla, Marion	1
Toms River, Lee	1
Tourist, Dade	1
Woodbine, Nassau	1
Suitland, Volusia	1
Shirley, Flagler	1
Saint Joseph, Volusia	1
Russellville, Bay	1
San Antonio, Orange	1
Seminole, Leon	1
Wacissa, Jefferson	1
Waipahu, Santa Rosa	1
Ward, Polk	1
West Yarmouth, St. Lucie	1
Venetian Islands, Dade	1
Venice, Manatee	1
Syracuse, Polk	1
Tallahassee, Dade	1
Tamarac, Dade	1
Tavares, Orange	1
Town Of Nocatee, St. Johns	1
Unkn, Duval	1
Unknown, Volusia	1
Other, Dade	1
Orlando, Dade	1
Orlando, Volusia	1
Orlo Vista, Orange	1
North Palm Beach, Orange	1
Northport, Sarasota	1
Piasa, Putnam	1
Pass-A-Grille Beach, Pinellas	1
Port Saint Lucie, Palm Beach	1
Prattville, Hillsborough	1
Prestonsburg, Bay	1
Quincy, Jackson	1
Rapid City, Broward	1
Red Bay, Holmes	1
Key West, Duval	1
Kingsland, Nassau	1
Knoxville, Bay	1
Lake Butler, Alachua	1
Lakeland, Unknown	1
Lloyd, Jefferson	1
Los Angeles, Dade	1
Milford, Lee	1
Moore Haven, Okeechobee	1
Micanopy, Marion	1
Mckinney, Broward	1

# COVID-19: characteristics of 969,813 Florida resident cases

Data through Nov 27, 2020 verified as of Nov 28, 2020 at 09:25 AM

Data in this report are provisional and subject to change.

The table below includes the cities and counties of residence for cases in Florida residents based on the patient's ZIP Code.

Note that city is not always received as part of the initial notification and may be missing while the case is being investigated.

City and county	Cases
Miamc, Dade	1
Greensburg, Palm Beach	1
Far Rockaway, Dade	1
Hernando, Marion	1
Hialeah, Collier	1
Fort Lauderdale, Leon	1
Fort White, Clay	1
Garden City, Alachua	1
Gaylord, Orange	1
Hoclywsod, Dade	1
Hallandale, Unknown	1
Homeless, Hillsborough	1
Homeless, Monroe	1
Homeless, Pinellas	1
Indian Rocks Beach, Duval	1
Jefferson, Dade	1
Jonesboro, Leon	1
Jupiter, Dade	1
Jupiter, St. Lucie	1
Kenilworth, Leon	1
Dallas, Hernando	1
Coconut Ck, Unknown	1
Copeland, Collier	1
Downingtown, Hillsborough	1
Deer Park, Dade	1
Deerfield Beach, Unknown	1
Deland, Seminole	1
Alpharetta, Broward	1
Asheville, Highlands	1
Bartow, Hardee	1
Carmel, Orange	1
Chicago, Unknown	1
Brandon, Unknown	1
Brooklyn, Lee	1
Caracas, Dade	1
Mount Vernon, Volusia	1
Mulberry, Hillsborough	1
Monument, Broward	1
Morrisville, Palm Beach	1
North Brunswick, St. Lucie	1
North Lauderdale, Unknown	1
North Porte, Unknown	1
Notrealville, Polk	1
Okeechobi, Unknown	1
Orem, Dade	1
Orlando, Polk	1
Oviedo, Lake	1
Panomo City, Bay	1
Pensacola, Dade	1
Plantation Key, Monroe	1
Plantation, Leon	1
Metter, Manatee	1
Miami Dade, Unknown	1
Miamksaohes, Dade	1
Mokena, Lee	1
Missing, Putnam	1
Irmo, Unknown	1
Island Grove, Alachua	1
Jacksonville, Baker	1

# COVID-19: characteristics of 969,813 Florida resident cases

Data through Nov 27, 2020 verified as of Nov 28, 2020 at 09:25 AM

Data in this report are provisional and subject to change.

The table below includes the cities and counties of residence for cases in Florida residents based on the patient's ZIP Code.

Note that city is not always received as part of the initial notification and may be missing while the case is being investigated.

City and county	Cases
Key West, Palm Beach	1
Kilgore, Dade	1
Jupiter Inlet, Palm Beach	1
Lima, Volusia	1
Macclenny, Dixie	1
Madison, Jefferson	1
Greensboro, Leon	1
Inglis, Citrus	1
Gainesville, Levy	1
Glen Cove, Unknown	1
Glen Saint Mary, Duval	1
Fort Lauderdale, Orange	1
Fleming Island, Duval	1
Dade City, Unknown	1
Deerfield Beach, Polk	1
Defuniak Springs, Okaloosa	1
Clearwater, Leon	1
Crescent Beach, Sarasota	1
Crestview, Broward	1
Crestview, Walton	1
Cross Key, Monroe	1
Crystal River, Marion	1
Bradenton, Lee	1
Callahan, Duval	1
Bogota, Unknown	1
Bowling Green, Polk	1
Atlanta, Walton	1
Attalla, Broward	1
Twentynine Palms, Broward	1
Surprise, Unknown	1
Syracuse, Unknown	1
St Cloud, Orange	1
St Petersburg, Pinellas	1
Saint Petersburg, Bay	1
San Marcos, Unknown	1
Sarasota, Unknown	1
Pooler, Broward	1
Port Canaveral, Brevard	1
Ridgewood, Lee	1
Vernon, Walton	1
Unknown, Manatee	1
Xifamk, Dade	1
Winfield, Hillsborough	1
Winter Garden, Unknown	1
Jupiter, Pinellas	1
Kansas City, Palm Beach	1
Indianapolis, Lee	1
Jena, Taylor	1
Lake In The Hills, Broward	1
Lake Worth, Unknown	1
Land, Unknown	1
Fort Lauderdale, Lee	1
Fort Pierce, Brevard	1
Fort Worth, Broward	1
Franklin, Orange	1
Gainesville, Santa Rosa	1
High Springs, Columbia	1
Gwynn Oak, Polk	1
East Rockland Key, Monroe	1

# COVID-19: characteristics of 969,813 Florida resident cases

Data through Nov 27, 2020 verified as of Nov 28, 2020 at 09:25 AM

Data in this report are provisional and subject to change.

The table below includes the cities and counties of residence for cases in Florida residents based on the patient's ZIP Code.

Note that city is not always received as part of the initial notification and may be missing while the case is being investigated.

City and county	Cases
Crescent City, Marion	1
Crestview, Unknown	1
Coal City, Pasco	1
Celebration, Orange	1
Delray Beach, Broward	1
Boys Ranch, Suwannee	1
Big Torch Key, Monroe	1
Boca Raton, Lee	1
Bonifay, Unknown	1
Arabi, Orange	1
Austin, Dade	1
Addison, Pasco	1
Alford, Washington	1
Apo, Collier	1
Littleton, St. Johns	1
Los Angeles, Orange	1
Mattoon, Lee	1
Marianna, Washington	1
Mary Esther, Hillsborough	1
Newaygo, Charlotte	1
Na, Dade	1
North Port, Charlotte	1
Milford, Bay	1
Missing, Bay	1
Missing, Flagler	1
Stiamk, Dade	1
Saint Petersburg, Duval	1
Roswell, Bay	1
Ruskin, Manatee	1
Port Saint Lucie, Marion	1
Port St Luice, Unknown	1
Port St. Lucie, St. Lucie	1
Rivera Beach, Unknown	1
Painted Post, Pasco	1
Palatka, Marion	1
Pensacola Naval Hospital, Escambia	1
Pompano Beach, Dade	1
Pompano Beach, Osceola	1
Okeechobee, Highlands	1
Port Charlotte, Lee	1
Unknown, Duval	1
Surfside Beach, Orange	1
Sun City Center, Lee	1
Tavares, Unknown	1
Temple, Palm Beach	1
Weston, Unknown	1
Wildwood, Lee	1
West Hollywood, Broward	1
West Palm Beach, Unknown	1
Winnetka, Dade	1
Winter Springs, Orange	1
Youngstown, Washington	1
<b>Total</b>	<b>969,813</b>

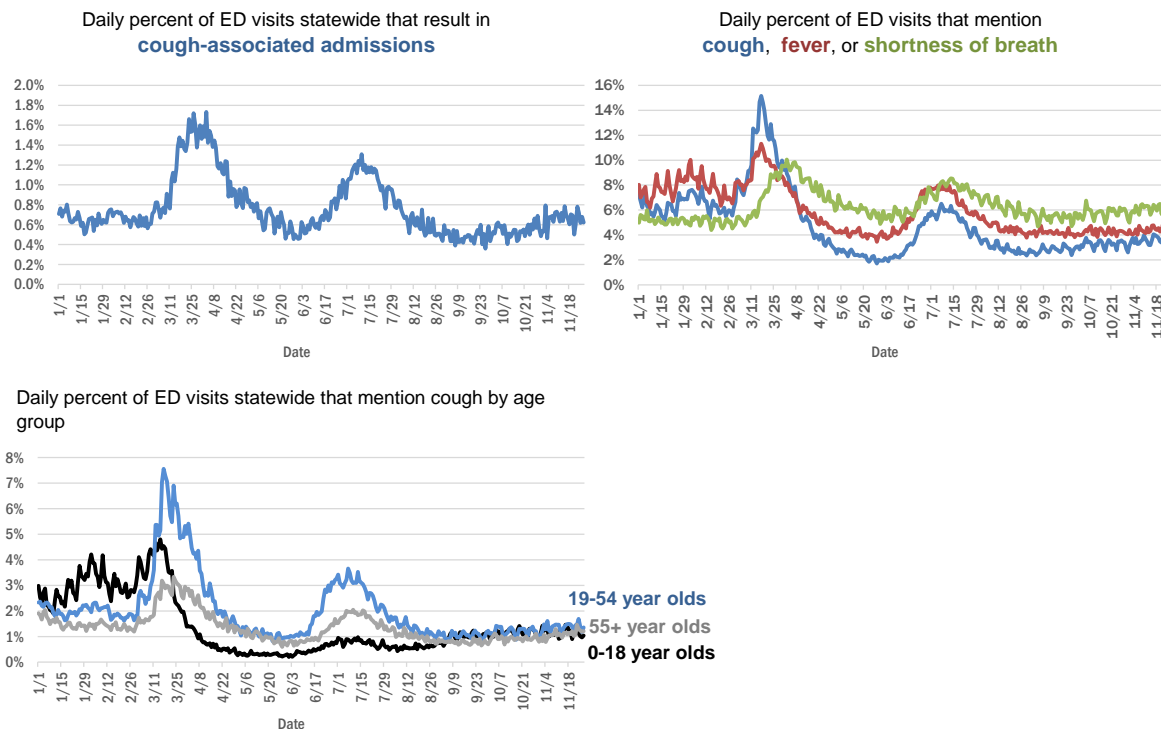


# COVID-19: additional surveillance information

Data through Nov 27, 2020 verified as of Nov 28, 2020 at 09:25 AM

Data in this report are provisional and subject to change.

## Statewide emergency department (ED) chief complaint and admission data



The Electronic Surveillance System for the Early Notification of Community-Based Epidemics (ESSENCE-FL) includes chief complaint data from 211 of 211 Florida EDs. Data are transmitted electronically to ESSENCE-FL daily or hourly.

# COVID-19: testing by laboratory

Data through Nov 27, 2020 verified as of Nov 28, 2020 at 09:25 AM

Data in this report are provisional and subject to change.

The numbers in the table below represent the number of Florida and non-Florida residents for whom test results were received by the Department of Health. A person can be tested by more than one laboratory and can have both positive and negative results. **Therefore, the sum of the numbers in each column will be larger than the total number of people tested.**

Reporting lab	Inconclusive	Negative	Positive	Percent positive	Total
LABORATORY CORPORATION OF AMERICA	1,967	1,213,634	149,060	11%	1,364,661
QUEST DIAGNOSTICS	9,100	1,102,749	151,556	12%	1,263,405
BIO REFERENCE LABORATORIES, INC	7,235	706,250	127,660	15%	841,145
CURATIVE LABS	7,258	670,277	75,187	10%	752,722
GENETWORX	661	390,583	32,924	8%	424,168
REALTOX LABS LLC	3,773	333,180	53,356	14%	390,309
HELIX	2,458	222,421	30,536	12%	255,415
RCA LABORATORY SERVICES, LLC		159,390	9,511	6%	168,901
IMPACT HEALTH BIOMETRIC TESTING, INC	814	135,465	12,806	9%	149,085
ELABNETWORK	1,058	130,351	10,747	8%	142,156
MAKO GENOMICS	5,703	110,757	17,802	13%	134,262
EAST FLORIDA STATE COLLEGE - BREVARD		119,330	14,104	11%	133,434
NORTHWEST LABORATORY	245	120,777	6,710	5%	127,732
BPHL-JACKSONVILLE	18	102,426	15,709	13%	118,153
MAYO CLINIC LABORATORIES	267	104,881	10,733	9%	115,881
ADVENT HEALTH LAB	112	101,260	13,957	12%	115,329
MEDICAL DIAGNOSTIC LABORATORIES	967	97,476	13,948	12%	112,391
ADVENTHEALTH LAB	98	93,425	9,016	9%	102,539
BAYCARE LABORATORIES LLC	439	93,958	7,933	8%	102,330
BIOCOLLECTIONS WORLDWIDE, INC	564	86,183	11,300	12%	98,047
MEMORIAL REGIONAL HOSPITAL SOUTH	22	80,984	16,080	17%	97,086
KORVALABS, INC	1,280	89,887	4,539	5%	95,706
BPHL-MIAMI	225	81,138	12,992	14%	94,355
ASCENSION SACRED HEART HOSPITAL - PENSACOLA	2	81,404	10,076	11%	91,482
ORLANDO HEALTH SYSTEM	572	81,322	7,791	9%	89,685
NOMIHEALTH		73,592	7,385	9%	80,977
SUNPATH MEDICAL DIAGNOSTICS LABORATORY	675	65,084	9,274	12%	75,033
TAMPA GENERAL HOSPITAL	4	66,659	5,129	7%	71,792
UF HEALTH MEDICAL LAB	33	66,272	5,288	7%	71,593
DIATHERIX LABORATORIES		59,796	8,158	12%	67,954
BPHL-TAMPA (SPECTRUM BLVD)	45	57,408	9,377	14%	66,830
TESTING MATTERS INC	26	56,986	6,966	11%	63,978
FULGENT DIAGNOSTICS LABORATORY	986	57,752	4,282	7%	63,020
AKESOGEN		47,929	7,349	13%	55,278
ARUP LABORATORIES	15	49,683	2,875	5%	52,573
ASCENSION ST VINCENT'S - RIVERSIDE	1	47,107	5,260	10%	52,368
JACKSON MEMORIAL HOSPITAL CLINICAL LAB	79	43,667	8,213	16%	51,959
BAPTIST HEALTH SOUTH FLORIDA	191	43,874	6,717	13%	50,782
AMERICAN HEALTH ASSOCIATES	9	47,100	3,471	7%	50,580
UF HEALTH SHANDS HOSPITAL	286	44,885	2,633	6%	47,804
LAKELAND REGIONAL MEDICAL CENTER	114	42,057	4,500	10%	46,671
VIRACOR EUROFINS		34,590	9,670	22%	44,260
AIT LABORATORIES		38,596	4,332	10%	42,928
ORANGE COUNTY CONVENTION CENTER		33,330	3,645	10%	36,975
MIAMI DADE COUNTY		32,093	3,526	10%	35,619
TALLAHASSEE MEMORIAL HOSPITAL	140	31,342	3,470	10%	34,952

# COVID-19: testing by laboratory

Data through Nov 27, 2020 verified as of Nov 28, 2020 at 09:25 AM

Data in this report are provisional and subject to change.

The numbers in the table below represent the number of Florida and non-Florida residents for whom test results were received by the Department of Health. A person can be tested by more than one laboratory and can have both positive and negative results. **Therefore, the sum of the numbers in each column will be larger than the total number of people tested.**

Reporting lab	Inconclusive	Negative	Positive	Percent positive	Total
BAPTIST HEALTH - JACKSONVILLE	4	31,883	2,055	6%	33,942
SOUTH MIAMI HOSPITAL LAB	124	29,664	3,578	11%	33,366
APPLIED INGENUITY DIAGNOSTICS LLC		31,502	1,593	5%	33,095
WALGREENS	30	26,919	4,872	15%	31,821
REAL DIAGNOSTICS	184	27,156	3,242	11%	30,582
LEE HEALTH - CAPE CORAL HOSPITAL	3	25,775	4,020	13%	29,798
BROWARD GENERAL MEDICAL CENTER-CLINICAL LAB	2	25,395	2,585	9%	27,982
SARASOTA MEMORIAL HOSPITAL MAIN LAB	12	25,392	1,835	7%	27,239
UNIVERSITY OF MIAMI HOSPITAL	32	24,355	2,629	10%	27,016
MILLENNIUM PHYSICIAN GROUP	16	23,125	3,678	14%	26,819
UF HEALTH JACKSONVILLE	38	23,441	2,071	8%	25,550
NICKLAUS CHILDREN'S HOSPITAL	51	21,602	3,114	13%	24,767
FLORIDA HOSPITAL - TAMPA	37	22,526	1,821	7%	24,384
ECCO LAB GROUP CO	363	20,343	3,609	15%	24,315
INGENIOUS PERSONALIZED MEDICINE	115	18,023	3,247	15%	21,385
STATLAB_MOBILE	1	19,239	1,985	9%	21,225
PWNHEALTH	26	19,605	1,138	5%	20,769
NORTH FLORIDA REGIONAL MEDICAL CENTER		18,764	1,854	9%	20,618
MOUNT SINAI MEDICAL CENTER	7	18,820	1,764	9%	20,591
ADVENT HEALTH - DAYTONA BEACH	32	18,881	1,392	7%	20,305
ACCESS DX LABORATORY	193	18,101	1,829	9%	20,123
ST JOSEPHS HOSPITAL LABORATORY	18	17,560	2,255	11%	19,833
BRANDON REGIONAL HOSPITAL		17,579	2,107	11%	19,686
PALMETTO GENERAL HOSPITAL LAB	3	15,942	3,378	17%	19,323
JFK MEDICAL CENTER LAB	1	16,486	2,072	11%	18,559
NAPLES COMMUNITY HOSPITAL	58	16,781	1,713	9%	18,552
JUPITER MEDICAL CENTER LAB	49	16,853	1,481	8%	18,383
LAB DIAGNOSTICS LLC	362	12,339	5,112	29%	17,813
BIOCERNA LABS	461	14,582	2,113	12%	17,156
PANCARE OF FLORIDA INC		15,348	1,521	9%	16,869
AVENTUS BIO LABS	16	14,737	1,950	12%	16,703
PATIENTS FIRST LAKE ELLA MEDICAL CENTER PA		13,979	2,477	15%	16,456
GENESIS REFERENCE LABORATORIES		15,064	1,188	7%	16,252
INTEGRATED REGIONAL LABORATORIES LLP		14,042	1,997	12%	16,039
DRS CLACK SPENCER WHITE & MCCORMACK PA D/B/A		14,580	1,346	8%	15,926
SAINT MARY'S MEDICAL CENTER	21	13,448	1,608	11%	15,077
INDIAN RIVER MEDICAL CENTER LAB		13,669	839	6%	14,508
MORTON PLANT HOSPITAL-ADLER INSTITUTE	8	13,269	1,177	8%	14,454
WELLINGTON REGIONAL MED CTR LAB	5	11,705	1,429	11%	13,139
CLEVELAND CLINIC HOSPITAL LAB	4	11,553	1,426	11%	12,983
EXACT SCIENCES LABORATORIES		11,980	853	7%	12,833
LEESBURG REGIONAL MEDICAL CENTER		11,350	1,138	9%	12,488
OSCEOLA REGIONAL MEDICAL CENTER	1	10,575	1,439	12%	12,015
FLORIDA HOSPITAL WATERMAN LABORATORY	70	10,998	855	7%	11,923

# COVID-19: testing by laboratory

Data through Nov 27, 2020 verified as of Nov 28, 2020 at 09:25 AM

Data in this report are provisional and subject to change.

The numbers in the table below represent the number of Florida and non-Florida residents for whom test results were received by the Department of Health. A person can be tested by more than one laboratory and can have both positive and negative results. **Therefore, the sum of the numbers in each column will be larger than the total number of people tested.**

Reporting lab	Inconclusive	Negative	Positive	Percent positive	Total
HOMESTEAD HOSPITAL CLINICAL LABORATORY	23	9,847	2,015	17%	11,885
ST MARKS HOSPITAL LABORATORY B	78	10,627	1,002	9%	11,707
HOLY CROSS HOSPITAL CLINICAL LAB	1	10,871	593	5%	11,465
MEMORIAL HOSPITAL JACKSONVILLE	8	9,680	1,763	15%	11,451
HEALTH CENTER AT SINAI RESIDENCES		11,102	162	1%	11,264
HEALTHLINK DIAGNOSTIC LABORATORIES	44	10,626	568	5%	11,238
RUTGERS CLINICAL GENOMICS LABORATORY	43	10,627	381	3%	11,051
PWN HEALTH	17	9,032	1,984	18%	11,033
MEMORIAL REGIONAL HOSPITAL CLINICAL LABORATORY	10	10,224	694	6%	10,928
LEE HEALTH - LEE MEMORIAL HOSPITAL		8,165	2,562	24%	10,727
WEST KENDALL BAPTIST HOSPITAL	8	8,677	1,883	18%	10,568
DELRAY MEDICAL CENTER LAB	3	9,560	956	9%	10,519
LARKIN COMMUNITY HOSPITAL INC DBA CARDIOTROPIC		6,820	3,623	35%	10,443
PRIVA PATH LABS	43	9,831	460	4%	10,334
NORTHWEST MEDICAL CENTER	1	9,058	1,258	12%	10,317
WATSON CLINIC LLP		8,809	1,392	14%	10,201
ORANGE PARK MEDICAL CENTER	9	8,589	1,555	15%	10,153
LAWNWOOD REGIONAL MEDICAL CENTER	1	8,901	1,217	12%	10,119
BETHESDA HOSPITAL EAST		9,218	822	8%	10,040
STS LAB 2 LLC	6	9,757	214	2%	9,977
SRQ DRIVE THROUGH		8,944	902	9%	9,846
ST ANTHONY'S HOSPITAL LAB	13	8,779	992	10%	9,784
OAK HILL HOSPITAL		8,875	900	9%	9,775
BAPTIST HEALTH - SOUTH		9,080	649	7%	9,729
WINTER HAVEN HOSPITAL CLINICAL LABORATORY	3	8,260	1,342	14%	9,605
PALM BEACH BALL PARK		8,604	989	10%	9,593
LARKIN COMMUNITY HOSPITAL	10	8,176	1,259	13%	9,445
COAST DIAGNOSTICS LLC	26	8,687	642	7%	9,355
LARGO MEDICAL CENTER		8,401	863	9%	9,264
UHEALTH CORAL GABLES/LENNAR MED CTR	3	8,714	531	6%	9,248
GOOD SAMARITAN MEDICAL CENTER LAB	1	8,039	1,188	13%	9,228
AVECINA	17	8,647	530	6%	9,194
BAYFRONT HEALTH - ST PETERSBURG	16	7,546	1,275	14%	8,837
WESTSIDE REGIONAL MED CTR	2	7,605	1,228	14%	8,835
MEASE COUNTRYSIDE LAB	2	7,986	756	9%	8,744
CLEVELAND CLINIC TRADITION HOSPITAL		8,138	479	6%	8,617
ST JOSEPHS HOSPITAL	8	7,647	959	11%	8,614
MERCY HOSPITAL A CAMPUS OF PLANTATION GEN HOSP LAB	1	7,242	1,363	16%	8,606
GULF COAST MEDICAL CENTER MICROLAB		6,697	1,826	21%	8,523
BOSTON HEART DIAGNOSTICS CORP		7,359	1,138	13%	8,497
AEGIS SCIENCES CORPORATION	38	7,615	770	9%	8,423
PALMS WEST HOSPITAL LAB	2	7,197	1,153	14%	8,352
MEDICAL CENTER OF TRINITY CLINICAL LABORATORY	1	7,493	740	9%	8,234
AVECINA MEDICAL OAKLEAF	3	6,933	1,264	15%	8,200

# COVID-19: testing by laboratory

Data through Nov 27, 2020 verified as of Nov 28, 2020 at 09:25 AM

Data in this report are provisional and subject to change.

The numbers in the table below represent the number of Florida and non-Florida residents for whom test results were received by the Department of Health. A person can be tested by more than one laboratory and can have both positive and negative results. **Therefore, the sum of the numbers in each column will be larger than the total number of people tested.**

Reporting lab	Inconclusive	Negative	Positive	Percent positive	Total
HALIFAX MEDICAL CENTER LAB	33	6,974	1,114	14%	8,121
CORAL GABLES HOSPITAL CLINICAL LABORATORY		6,799	1,272	16%	8,071
WEST FLORIDA HOSPITAL LAB		6,619	1,442	18%	8,061
WEST BOCA MEDICAL CENTER LAB		7,432	622	8%	8,054
THE VILLAGES REGIONAL HOSPITAL		7,494	543	7%	8,037
REGIONAL MEDICAL CENTER BAYONET POINT	2	7,524	479	6%	8,005
FLORIDA HOSPITAL HEARTLAND MED CTR CLINICAL LAB	33	6,972	918	12%	7,923
MANATEE MEMORIAL HOSPITAL		7,298	623	8%	7,921
BAPTIST HEALTHCARE - BAPTIST HOSPITAL	4	6,525	1,203	16%	7,732
AVENTURA HOSPITAL LAB		6,277	1,400	18%	7,677
ADVENT HEALTH - WESLEY CHAPEL	14	7,084	562	7%	7,660
Capital Regional Medical Ctr		6,333	1,317	17%	7,650
LEE HEALTH - HEALTH PARK MEDICAL CENTER		6,365	1,237	16%	7,602
PALM BEACH GARDENS MEDICAL CTR LAB		6,934	648	9%	7,582
NCH NORTH NAPLES HOSPITAL LAB	15	6,733	826	11%	7,574
BLAKE MEDICAL CENTER		6,642	926	12%	7,568
NIGHT LITE PEDIATRICS	4	5,739	1,600	22%	7,343
DOCTORS HOSPITAL	4	6,041	1,114	16%	7,159
VISTA CLINICAL DIAGNOSTICS	63	6,643	441	6%	7,147
AVECINA MEDICAL	4	6,012	1,030	15%	7,046
FLORIDA HOSPITAL FLAGLER	29	6,545	431	6%	7,005
ACCESS MEDICAL LABORATORIES		4,310	2,673	38%	6,983
INFORM DIAGNOSTICS, INC		6,467	341	5%	6,808
LUMINUS DIAGNOSTICS		6,142	529	8%	6,671
LAKE CITY MEDICAL CENTER		5,347	1,254	19%	6,601
FLORIDA MEDICAL CENTER - A CAMPUS OF NORTH SHORE	2	5,734	796	12%	6,532
PLANTATION GENERAL HOSPITAL		5,467	1,027	16%	6,494
CORAL SPRINGS MED CTR		5,857	577	9%	6,434
NORTH SHORE MEDICAL CENTER		5,268	1,081	17%	6,349
NORTHSIDE HOSPITAL AND HEART INSTITUTE		5,740	602	9%	6,342
ALL CHILDREN'S HOSPITAL		5,960	332	5%	6,292
FLORIDA HOSPITAL DELAND	10	5,483	786	13%	6,279
NEMOURS CHILDRENS HOSPITAL		6,074	197	3%	6,271
FLORIDA HOSPITAL ZEPHYRHILLS	10	5,778	478	8%	6,266
NONA SCIENTIFIC	4	5,044	1,131	18%	6,179
BROWARD HEALTH NORTH CLINICAL LABORATORY		5,472	696	11%	6,168
FLORIDA HOSPITAL OF CARROLLWOOD	22	5,267	640	11%	5,929
CENTRAL FLORIDA REGIONAL HOSPITAL		5,381	547	9%	5,928
INDIAN RIVER PATHOLOGY LLC		5,478	425	7%	5,903
VISTA CLINICAL	7	3,186	2,660	45%	5,853
MEMORIAL HOSPITAL WEST LABORATORY SERVICES	14	5,263	518	9%	5,795
CLEVELAND CLINIC MARTIN SOUTH HOSPITAL	1	5,237	463	8%	5,701
OCALA REGIONAL MEDICAL CENTER		4,999	597	11%	5,596
GENOVA DIAGNOSTICS LABORATORY	13	5,221	324	6%	5,558
WEST PALM HOSPITAL LAB		5,050	428	8%	5,478
UNITED CLINICAL LABORATORY LLC	2	4,503	946	17%	5,451

# COVID-19: testing by laboratory

Data through Nov 27, 2020 verified as of Nov 28, 2020 at 09:25 AM

Data in this report are provisional and subject to change.

The numbers in the table below represent the number of Florida and non-Florida residents for whom test results were received by the Department of Health. A person can be tested by more than one laboratory and can have both positive and negative results. **Therefore, the sum of the numbers in each column will be larger than the total number of people tested.**

Reporting lab	Inconclusive	Negative	Positive	Percent positive	Total
LEE HEALTH - GULF COAST MEDICAL CENTER	2	4,480	936	17%	5,418
BAPTIST HEALTH - BEACHES		5,023	351	7%	5,374
PATHNOSTICS	11	3,914	1,416	27%	5,341
FLORIDA LABORATORY ANALYSIS		4,787	528	10%	5,315
MARTIN HOSPITAL SOUTH LAB		4,966	279	5%	5,245
Lake City HM		4,735	271	5%	5,006
FULGENT DIAGNOSTICS	95	4,613	274	5%	4,982
LEON MEDICAL CENTERS LLC		4,042	939	19%	4,981
MORTON PLANT-MEASE	1	4,616	359	7%	4,976
LABSTAT LLC	2	4,661	259	5%	4,922
BAPTIST HEALTH SOUTH FLORIDA - WEST KENDALL URGENT CARE		4,229	649	13%	4,878
MEMORIAL HOSPITAL MICRO		4,528	304	6%	4,832
LAKEWOOD RANCH MEDICAL CENTER		4,489	339	7%	4,828
ANNE BATES LEACH EYE HOSPITAL/ ABLEH MICROBIOLOGY LABORATORY		4,750	70	1%	4,820
P4 CLINICAL, LLC	60	4,335	412	9%	4,807
POINCIANA MEDICAL CENTER		3,748	1,045	22%	4,793
FLORIDA HOSPITAL FISH MEMORIAL	19	4,193	558	12%	4,770
ST JOSEPHS NORTH HOSPITAL LAB		4,242	500	11%	4,742
TROPICANA FIELD - LOT 2	17	4,297	411	9%	4,725
WEST MARION COMMUNITY HOSPITAL LAB		4,156	565	12%	4,721
KD MEDICAL CHOICE LLC		4,107	485	11%	4,592
ARCPPOINT LABS	2	3,712	871	19%	4,585
IMPERIAL POINT MEDICAL CENTER		4,155	346	8%	4,501
SUNRISE MEDICAL LABORATORIES	2	4,174	292	7%	4,468
SOUTH BAY HOSPITAL CLINICAL LAB		4,000	380	9%	4,380
ST LUCIE MEDICAL CENTER		3,610	765	17%	4,375
MEDEXPRESS URGENT CARE	2	2,809	1,509	35%	4,320
CLEVELAND CLINIC MARTIN NORTH HOSPITAL		3,938	377	9%	4,315
MOFFITT CANCER CENTER	6	4,217	82	2%	4,305
BAPTIST HEALTH - NASSAU		4,070	180	4%	4,250
BINAXNOW	6	3,368	857	20%	4,231
CARDIOPATH	1	3,870	334	8%	4,205
UNKNOWN	3	2,648	1,511	36%	4,162
OVIEDO MEDICAL CENTER		3,707	424	10%	4,131
AVERO DIAGNOSTICS - IRVING		3,885	231	6%	4,116
HEALTHQUEST ESOTERICS		2,917	1,121	28%	4,038
SOUTH FLORIDA BAPTIST HOSPITAL MICRO	2	3,489	539	13%	4,030
NIGHT LITE PEDIATRIC CENTER LLC		3,785	199	5%	3,984
CARDIOTROPIC LABS	83	3,141	724	18%	3,948
HIALEAH HOSPITAL	4	3,187	732	19%	3,923
AMERICAN FAMILY CARE		2,315	1,596	41%	3,911
FORT WALTON BEACH MEDICAL CENTER		3,405	486	12%	3,891
NIGHT LITE PEDIATRICS URGENT CARE	1	3,361	482	13%	3,844
BAPTIST HEALTH SOUTH FLORIDA - COUNTRY WALK URGENT CARE		3,322	507	13%	3,829
FLORIDA HOSPITAL NORTH PINELLAS	11	3,524	246	7%	3,781
ST PETERSBURG GENERAL HOSPITAL		3,171	610	16%	3,781

# COVID-19: testing by laboratory

Data through Nov 27, 2020 verified as of Nov 28, 2020 at 09:25 AM

Data in this report are provisional and subject to change.

The numbers in the table below represent the number of Florida and non-Florida residents for whom test results were received by the Department of Health. A person can be tested by more than one laboratory and can have both positive and negative results. **Therefore, the sum of the numbers in each column will be larger than the total number of people tested.**

Reporting lab	Inconclusive	Negative	Positive	Percent positive	Total
PHYSICIANS REGIONAL MEDICAL CENTER - PINE RIDGE RD	1	3,082	624	17%	3,707
HOLIDAY CVS LLC		3,479	170	5%	3,649
CLARITY LAB SOLUTIONS LLC		3,608	4	0%	3,612
UNIVERSITY HOSPITAL AND MEDICAL CENTER		2,703	771	22%	3,474
BAPTIST HEALTH SOUTH FLORIDA - MIAMI LAKES URGENT CARE		2,745	602	18%	3,347
CernerELR_Advent		3,134	201	6%	3,335
SYNERGY LABORATORIES	7	3,006	289	9%	3,302
WESTCHESTER HOSPITAL	23	2,690	531	16%	3,244
GENE BY GENE, GENOMICS RESEARCH CENTER LAB	35	3,080	86	3%	3,201
PUTNAM COMMUNITY MEDICAL CENTER		2,853	327	10%	3,180
BAPTIST HEALTH SOUTH FLORIDA - DORAL URGENT CARE		2,637	526	17%	3,163
ISPM LABS, LLC DBA CAPSTONE DIAGNOSTICS, LLC		3,089	67	2%	3,156
MEASE DUNEDIN HOSPITAL	4	2,868	248	8%	3,120
BAPTIST HEALTH - NORTH		2,443	671	22%	3,114
BAPTIST HEALTH SOUTH FLORIDA - CORAL SPRINGS URGENT CARE		2,709	345	11%	3,054
BAPTIST HEALTH SOUTH FLORIDA - WESTCHESTER URGENT CARE		2,529	455	15%	2,984
RAULERSON HOSPITAL		2,523	456	15%	2,979
BAPTIST HEALTH SOUTH FLORIDA - PEMBROKE PINES URGENT CARE		2,577	391	13%	2,968
PALMS OF PASADENA HOSPITAL		2,675	289	10%	2,964
SANTA ROSA MEDICAL CENTER		2,514	433	15%	2,947
STONE CLINICAL LABORATORIES		2,789	96	3%	2,885
DOCTORS HOSPITAL OF SARASOTA CLINICAL LABORATORY		2,574	307	11%	2,881
MIDWAY SPECIALTY CARE CENTER DIAGNOSTICS	36	2,623	210	7%	2,869
FLORIDA HOSPITAL OCALA		2,697	152	5%	2,849
MEMORIAL HOSPITAL- MIRAMAR	12	2,625	205	7%	2,842
BAYCARE COMMUNITY HEALTH		2,760	50	2%	2,810
BAYFRONT HEALTH - VENICE REGIONAL MEDICAL		2,628	178	6%	2,806
H LEE MOFFITT CANCER CENTER LABORATORY		2,772	32	1%	2,804
MALABAR MEDICAL WALK IN CLINIC		2,472	324	12%	2,796
VIKOR SCIENTIFIC	3	2,042	695	25%	2,740
MEDARBOR DIAGNOSTICS	1	1,970	764	28%	2,735
WALGREENS ORLANDO	2	2,372	315	12%	2,689
WALGREEN CO	2	2,372	308	11%	2,682
SYNERGY DIAGNOSTIC LABORATORY	82	2,371	218	8%	2,671
MEDCOMP SCIENCES LLC	29	1,311	1,308	49%	2,648
TWIN CITIES HOSPITAL	1	2,371	267	10%	2,639
BAYFRONT HEALTH - PORT CHARLOTTE		2,422	193	7%	2,615
EGLIN AIR FORCE BASE	2	1,863	724	28%	2,589
VETERANS AFFAIRS MEDICAL CENTER - ORLANDO		1,341	1,244	48%	2,585
BETHESDA HOSPITAL WEST		2,363	220	9%	2,583
ANGEL KIDS PEDIATRICS		2,495	75	3%	2,570
ADVENT HEALTH - OCALA		2,124	398	16%	2,522
ACUTIS DIAGNOSTICS	15	2,123	326	13%	2,464
CITRUS MEMORIAL HOSPITAL LABORATORY		2,183	259	11%	2,442
BAPTIST HEALTH SOUTH FLORIDA - CORAL GABLES (UNIVERSITY) URGENT CARE		2,058	257	11%	2,315
BAPTIST HEALTH SOUTH FLORIDA - WESTON URGENT CARE		2,078	205	9%	2,283



# COVID-19: testing by laboratory

Data through Nov 27, 2020 verified as of Nov 28, 2020 at 09:25 AM

Data in this report are provisional and subject to change.

The numbers in the table below represent the number of Florida and non-Florida residents for whom test results were received by the Department of Health. A person can be tested by more than one laboratory and can have both positive and negative results. **Therefore, the sum of the numbers in each column will be larger than the total number of people tested.**

Reporting lab	Inconclusive	Negative	Positive	Percent positive	Total
LEE HEALTH - COCONUT POINT CLINICAL LAB	2	1,848	429	19%	2,279
MEDICAL DNA LABS LLC	2	2,144	124	5%	2,270
MEMORIAL HOSPITAL PEMBROKE	3	1,979	247	11%	2,229
BAPTIST HEALTH SOUTH FLORIDA - DAVIE URGENT CARE		1,909	309	14%	2,218
BAYFRONT HEALTH - SEVEN RIVERS		2,050	167	8%	2,217
EXPRESS GENE MOLECULAR DIAGNOSTICS LABORATORY		1,888	322	15%	2,210
LAKESIDE MEDICAL CENTER		1,744	453	21%	2,197
BAPTIST HEALTH SOUTH FLORIDA - TAMiami TRAIL URGENT CARE		1,794	392	18%	2,186
MINUTECLINIC LLC #3703		1,906	271	12%	2,177
BARTOW REGIONAL MEDICAL CENTER	1	1,906	266	12%	2,173
BAPTIST HEALTH SOUTH FLORIDA - PINECREST URGENT CARE		1,900	256	12%	2,156
ASCENSION SACRED HEART - EMERALD COAST		1,832	317	15%	2,149
NORTHWEST FLORIDA COMMUNITY HOSPITAL	13	1,385	739	35%	2,137
BAPTIST HEALTH SOUTH FLORIDA - CORAL GABLES URGENT CARE		1,855	281	13%	2,136
THE CENTER FOR URGENT CARE	2	1,699	435	20%	2,136
THE HEALTHCARE DISTRICT OF PALM BEACH COUNTY	9	1,939	186	9%	2,134
CENTRA CARE SAINT CLOUD	1	1,829	287	14%	2,117
BAYFRONT HEALTH - BROOKSVILLE		1,817	263	13%	2,080
CENTRA CARE - WATERFORD LAKES		1,586	489	24%	2,075
ENGLEWOOD COMMUNITY HOSPITAL		1,921	144	7%	2,065
SPORTS DRUG TESTING LABORATORY	35	1,961	52	3%	2,048
LOWER KEYS MEDICAL CENTER		1,840	205	10%	2,045
SELECT LABORATORIES - MARION COUNTY, FL LLC	3	1,912	118	6%	2,033
MINUTECLINIC		1,826	203	10%	2,029
CLARITY LAB SOLUTIONS		1,731	247	12%	1,978
COMMUNITY HEALTH NORTHWEST FLORIDA	4	1,472	492	25%	1,968
CLINICAL REFERENCE LABORATORY	1	1,900	60	3%	1,961
URGENT CARE CURE	2	1,755	204	10%	1,961
DOC SMILEY'S URGENT CARE		1,705	247	13%	1,952
BMCT Molecular Diagnostics Subsection		1,608	337	17%	1,945
HIGHLANDS REGIONAL MEDICAL CENTER		1,552	358	19%	1,910
AMELIA URGENT CARE		1,263	639	34%	1,902
PHYSICIANS REGIONAL MEDICAL CENTER - COLLIER BLVD	1	1,439	443	24%	1,883
BAPTIST HEALTH SOUTH FLORIDA - PALMETTO BAY URGENT CARE		1,630	240	13%	1,870
HOLIDAY CVS LLC DBA CVS PHARMACY #5154		1,839	23	1%	1,862
SOLARIS DIAGNOSTICS		1,590	240	13%	1,830
DESOTO MEMORIAL HOSPITAL	3	1,502	307	17%	1,812
ADVENTIST HEALTH SYSTEMS SUNBELT INC DBA		1,567	187	11%	1,754
BAPTIST HEALTHCARE - GULF BREEZE HOSPITAL	3	1,517	228	13%	1,748
BAPTIST HEALTH SOUTH FLORIDA - BRICKELL URGENT CARE		1,457	276	16%	1,733
BAPTIST HEALTH SOUTH FLORIDA - KENDALE LAKES URGENT CARE		1,403	315	18%	1,718
MARINERS HOSPITAL		1,579	136	8%	1,715
TALLAHASSEE PRIMARY CARE ASSOCIATES		1,549	144	9%	1,693
BAPTIST HEALTH URGENT CARE AT SAWGRASS		1,462	210	13%	1,672
SUNCOAST PATHOLOGY ASSOCIATES		1,541	116	7%	1,657
LABORATORY OF FLORIDA LLC	40	1,484	104	6%	1,628



# COVID-19: testing by laboratory

Data through Nov 27, 2020 verified as of Nov 28, 2020 at 09:25 AM

Data in this report are provisional and subject to change.

The numbers in the table below represent the number of Florida and non-Florida residents for whom test results were received by the Department of Health. A person can be tested by more than one laboratory and can have both positive and negative results. **Therefore, the sum of the numbers in each column will be larger than the total number of people tested.**

Reporting lab	Inconclusive	Negative	Positive	Percent positive	Total
JW PLASTIC SURGERY		1,368	235	15%	1,603
MINUTECLINIC LLC		1,375	210	13%	1,585
GENUS3		1,498	59	4%	1,557
BAPTIST HEALTH - CLAY		1,354	195	13%	1,549
BAPTIST HEALTH - OAKLEAF		1,288	251	16%	1,539
OPTEO LABORATORY		1,506	31	2%	1,537
BAPTIST HEALTH EMERGENCY CENTER COUNTRY WALK	1	1,295	232	15%	1,528
ADVENT HEALTH - NEW SMYRNA		1,149	358	24%	1,507
BAYFRONT HEALTH - PUNTA GORDA		1,403	68	5%	1,471
ADVENT HEALTH - HEART OF FLORIDA ER	1	1,344	110	8%	1,455
ATLANTIS URGENT CARE	1	661	792	54%	1,454
FLOWERS HOSPITAL		1,327	123	8%	1,450
TAMPA COMMUNITY HOSPITAL		1,193	220	16%	1,413
PATIENTS CHOICE LABORATORIES		825	573	41%	1,398
ASSOCIATED PATHOLOGISTS, LLC	3	1,154	210	15%	1,367
ASCENSION ST VINCENT'S - SOUTHSIDE		1,309	49	4%	1,358
UHEALTH DEERFIELD BEACH/UMSYLVESTER DEERFIELD BEACH LABORATORY	3	1,279	47	4%	1,329
PHYSICIANS STAT LAB		440	878	67%	1,318
BAYFRONT HEALTH - SPRING HILL		1,217	89	7%	1,306
NXGEN MDX LLC	3	1,189	93	7%	1,285
BAPTIST HEALTH SOUTH FLORIDA - MIAMI BEACH URGENT CARE		1,096	170	13%	1,266
ADVANCE MEDICAL OF NAPLES		308	942	75%	1,250
JACKSON HOSPITAL CLINICAL LABORATORY		1,075	158	13%	1,233
SPARROW HEALTHCARE	2	1,036	190	15%	1,228
CLINICORE		1,124	91	7%	1,215
NORTH SHORE LONG ISLAND JEWISH HEALTH		1,161	42	3%	1,203
SARKIS CLINICAL TRIALS		1,061	139	12%	1,200
ACCESS MEDICAL LABS		746	448	38%	1,194
ASSURANCE SCIENTIFIC LABORATORIES	1	941	223	19%	1,165
MARTIN HEALTH SYSTEM - ST LUCIE WEST		993	101	9%	1,094
UNIVERSITY OF ALABAMA AT BIRMINGHAM		1,069	21	2%	1,090
PRIMEHEALTH URGENT CARE	1	830	251	23%	1,082
QDX PATHOLOGY SERVICES	1	885	195	18%	1,081
SCION LAB SERVICES LLC	4	997	62	6%	1,063
LABTECH DIAGNOSTIC		823	231	22%	1,054
BARDMOOR LABORATORY	1	921	126	12%	1,048
EMERALD COAST URGENT CARE, LLC	1	775	271	26%	1,047
EMERALD COAST URGENT CARE LLC		814	232	22%	1,046
PALMS MEDICAL GROUP	5	822	205	20%	1,032
FLORIDA MEDICAL CLINIC	1	665	361	35%	1,027
NCH NORTHEAST	5	759	252	25%	1,016
CAPSTONE HEALTHCARE		697	317	31%	1,014
BIOCERNA MAIN LAB	1	916	97	10%	1,014
EMERGENCY PHYSICIANS MEDICAL CENTER		126	883	88%	1,009
NYU HOSPITALS CENTER CLINICAL LABORATORIES		943	21	2%	964
EPN URGENT CARE NAPLES	2	746	215	22%	963

# COVID-19: testing by laboratory

Data through Nov 27, 2020 verified as of Nov 28, 2020 at 09:25 AM

Data in this report are provisional and subject to change.

The numbers in the table below represent the number of Florida and non-Florida residents for whom test results were received by the Department of Health. A person can be tested by more than one laboratory and can have both positive and negative results. **Therefore, the sum of the numbers in each column will be larger than the total number of people tested.**

Reporting lab	Inconclusive	Negative	Positive	Percent positive	Total
DOCTORS TEST CENTERS		826	118	13%	944
COASTAL MED URGENT CARE		104	832	89%	936
LAB24 INC	3	271	658	71%	932
MINUTECLINIC LLC # 0709		813	117	13%	930
TEMPUS CLINICAL LABORATORY	8	813	108	12%	929
TOM LEE COMMUNITY HEALTH CENTER		593	319	35%	912
DYNIX DIAGNOSTIX		788	114	13%	902
PATIENTS FIRST - THOMASVILLE ROAD		797	99	11%	896
NCF DIAGNOSTICS & DNA TECHNOLOGIES LAB	30	746	115	13%	891
VERITOR		783	105	12%	888
CAREFAST+		721	159	18%	880
EMERALD COAST URGENT CARE		654	220	25%	874
ARCPPOINT LABS OF FORT MYERS		668	166	20%	834
AMELIA EXPRESS CARE		536	285	35%	821
FLORIDA HOSPITAL ORLANDO		743	74	9%	817
BAYA PHARMACY & URGENT CARE		248	555	69%	803
ASCENSION ST VINCENT'S - CLAY		775	27	3%	802
NORTH FLORIDA PEDIATRICS-TALLAHASSEE		739	56	7%	795
NATIONWIDE LABORATORY SERVICES INC	52	639	104	13%	795
EMPIRE CITY LABORATORIES INC	6	679	108	14%	793
ADVENTHEALTH PROMPT CARE	1	543	245	31%	789
PHAROS HEALTH		622	167	21%	789
US BIOTEK LABORATORIES	3	611	173	22%	787
ELLENTON URGENT CARE		572	210	27%	782
COASTAL LABORATORIES		632	146	19%	778
MINUTECLINIC LLC 5852		655	119	15%	774
STEWART REFERENCE LABORATORY	1	481	291	38%	773
DOCTORS URGENT CARE LLC	1	655	105	14%	761
MACDILL AIR FORCE BASE		708	51	7%	759
PHYSICIANS PRIMARY CARE		673	84	11%	757
HISTOPATHOLOGY SERVICES, LLC		655	83	11%	738
MINUTECLINIC LLC #3631		618	117	16%	735
PROHEALTH		308	426	58%	734
DYNIX DIAGNOSTICS	2	520	205	28%	727
LENCO MEDICAL LABORATORY		692	21	3%	713
DISNEY COVID TEST SITE		703	8	1%	711
NONE		308	402	57%	710
NITE LITE PEDIATRICS		226	465	67%	691
PREMIER MEDICAL LABORATORY SERVICES	1	463	220	32%	684
ADVENT HEALTH LAB - ORLANDO		425	251	37%	676
MINI ER ADULT AND PEDIATRIC URGENT CARE		574	98	15%	672
MEDFAST URGENT CARE CENTER		37	626	94%	663
CARENOW URGENT CARE		466	197	30%	663
CENTRA CARE		422	237	36%	659
DONALD W ROBERTSON DO PA		490	163	25%	653
ADVENT HEALTH - DADE CITY		595	58	9%	653

# COVID-19: testing by laboratory

Data through Nov 27, 2020 verified as of Nov 28, 2020 at 09:25 AM

Data in this report are provisional and subject to change.

The numbers in the table below represent the number of Florida and non-Florida residents for whom test results were received by the Department of Health. A person can be tested by more than one laboratory and can have both positive and negative results. **Therefore, the sum of the numbers in each column will be larger than the total number of people tested.**

Reporting lab	Inconclusive	Negative	Positive	Percent positive	Total
BAY MEDICAL CENTER SACRED HEART HEALTH SYSTEM		501	148	23%	649
DEPARTMENT OF CLINICAL LABS		640	8	1%	648
BAPTIST HEALTH SOUTH FLORIDA - COUNTRY WALK URGENT CARE EXPRESS		566	80	12%	646
VAVA PARTNERS LLC		156	486	76%	642
VENICE REGIONAL MEDICAL CENTER		550	82	13%	632
MEDEXPRESS URGENT CARE - ESTERO		544	83	13%	627
ST ANNES NURSING CENTER		615	7	1%	622
MAVERICK LABS		434	181	29%	615
NCH HEALTHCARE SYSTEM MICROBIOLOGY LAB		1	606	100%	607
BAPTIST HEALTH SOUTH FLORIDA - KEY BISCANE URGENT CARE EXPRESS		535	68	11%	603
PATIENTS FIRST - MAHAN DRIVE		164	434	73%	598
MC DIAGNOSTIC OF CONNECTICUT, PC #2220		513	80	13%	593
GENE TOX WORLDWIDE	41	486	65	11%	592
ADVENT HEALTH CENTRA CARE - MOUNT DORA		276	313	53%	589
GESSLER CLINIC		220	366	62%	586
HOLIDAY CVS LLC DBA CVSPHARMACY #5155		570	16	3%	586
PREMIER URGENT CARE OF BREVARD LLC		512	67	12%	579
EXPRESS GENE MOLECULAR DIAGNOSTIC LABORATORY		2	570	100%	572
ADVENT HEALTH CENTRA CARE - WATERFORD LAKES		480	92	16%	572
BAPTIST HEALTHCARE - JAY HOSPITAL		450	121	21%	571
SHELL POINT NURSING PAVILION	1	560	7	1%	568
POINT OF CARE TESTING SITE		549	18	3%	567
BAYFRONT HEALTH - CITRUS HILLS		495	66	12%	561
CAREFAST MURABELLA		485	72	13%	557
TYNDALL AIR FORCE BASE		450	100	18%	550
BAPTIST HEALTH - MD ANDERSON CANCER CENTER		536	3	1%	539
MICROGEN DX		162	376	70%	538
MINUTECLINIC LLC #4415		445	87	16%	532
NAPLES URGENT CARE	1	368	163	31%	532
LAKE WALES MEDICAL CENTER INC		477	53	10%	530
ASCENSION SACRED HEART - GULF		420	106	20%	526
BAYFRONT HEALTH URGENT CARE LLC		464	61	12%	525
HOLY CROSS HOSPITAL LABORATORY			522	100%	522
GENESIS MEDICAL LABORATORY	9	365	140	27%	514
VETERANS AFFAIRS MEDICAL CENTER - JAMES A HALEY			514	100%	514
Tampa Lakes Health and Rehabilitation Center	2	442	62	12%	506
SOUTHEAST ALABAMA MEDICAL CENT		459	46	9%	505
GENESIS LABORATORY MANAGEMENT	2	414	87	17%	503
ECCOLAB GROUP	1	139	363	72%	503
IGENOMIX USA LLC	9	444	47	9%	500
ADVENTHEALTH CENTRA CARE LAKE BUENA VISTA		444	56	11%	500
NCF DIAGNOSTICS & DNA TECHNOLOGIES	15	187	298	60%	500
MOLECULAR INFECTIOUS DISEASES		492	7	1%	499
MANOR PINES CONVALESCENT CENTER LLC	1	492	6	1%	499
DOCTOR'S MEMORIAL HOSPITAL		389	108	22%	497
STAGEZERO LIFE SCIENCES INC	1	461	32	6%	494

# COVID-19: testing by laboratory

Data through Nov 27, 2020 verified as of Nov 28, 2020 at 09:25 AM

Data in this report are provisional and subject to change.

The numbers in the table below represent the number of Florida and non-Florida residents for whom test results were received by the Department of Health. A person can be tested by more than one laboratory and can have both positive and negative results. **Therefore, the sum of the numbers in each column will be larger than the total number of people tested.**

Reporting lab	Inconclusive	Negative	Positive	Percent positive	Total
PALACE NURSING HOME & REHAB CENTER		491	1	0%	492
PENSACOLA PEDIATRICS PA		416	73	15%	489
CVS HEALTH		354	133	27%	487
SHORELINE PHYSICIAN GROUP		327	159	33%	486
TENNESSEE DOH - NASHVILLE	2	432	49	10%	483
FLAGLER HOSPITAL	8	25	448	93%	481
MOUNT SINAI LABORATORY		458	18	4%	476
INDIAN RIVER MEDICAL CENTER		433	41	9%	474
SEBASTIAN RIVER MEDICAL CENTER	1	372	92	20%	465
MINUTECLINIC, LLC DBA MINUTECLINIC #4717		454	10	2%	464
PARAMOUNT URGENT CARE - OVIEDO		294	168	36%	462
HOLMES REGIONAL MEDICAL CENTER		4	457	99%	461
CHARLES AIESI CONSULTING INC	1	423	33	7%	457
VETERANS AFFAIRS MEDICAL CENTER - BAY PINES		16	434	96%	450
PARAMOUNT URGENT CARE - WINDERMERE		342	108	24%	450
PRIMARY CARE OF THE TREASURE COAST		402	48	11%	450
DAVITA LABORATORY		398	48	11%	446
GULF COAST MOLECULAR LABORATORIES	11	368	67	15%	446
ST JOHN'S NURSING CENTER		443	3	1%	446
EUROFINS NTD, LLC		413	33	7%	446
CLARITY LABS		381	62	14%	443
Victoria Nursing and Rehabilitation Center		437	5	1%	442
AVECINA MEDICAL JULINGTON	1	240	189	44%	430
INTERLACHEN PEDIATRICS		397	25	6%	422
SMA SPECIALTY MEDICAL LAB		112	309	73%	421
GARCIA CLINICAL LABORATORY		28	390	93%	418
The Sands at South Beach		416			416
UNIVERSITY OF WEST FLORIDA STUDENT HEALTH SERVICES		337	78	19%	415
JOHN KNOX VILLAGE HEALTH CENTER		409	3	1%	412
GULF COAST VILLAGE		402	10	2%	412
MEMORIAL PEMBROKE 24/7 CARE CENTER		314	96	23%	410
COASTAL PEDIATRIC GROUP		365	45	11%	410
VILLA MARIA NURSING & REHAB CENTER INC		404	5	1%	409
JACKSON MEMORIAL LONG TERM CARE CENTER		406	1	0%	407
Community_Health		320	81	20%	401
VITAE DIAGNOSTICS		389	9	2%	398
RIVER GARDEN HEBREW HOME FOR THE AGED		358	37	9%	395
NEW YORK HOSPITAL LABORATORIES	1	383	10	3%	394
NORTH OKALOOSA MEDICAL CENTER		244	148	38%	392
INTEGRITY LABORATORIES, LLC	1	297	91	23%	389
BARBER		13	376	97%	389
THERADOC		152	235	61%	387
ADVENT HEALTH CENTRA CARE - WINTER PARK		255	129	34%	384
NEW PLANT CITY FAMILY CARE	1	195	184	48%	380
ENZO CLINICAL LABS INC	1	368	11	3%	380
TACACHALE CLINICAL LABORATORY		366	13	3%	379

# COVID-19: testing by laboratory

Data through Nov 27, 2020 verified as of Nov 28, 2020 at 09:25 AM

Data in this report are provisional and subject to change.

The numbers in the table below represent the number of Florida and non-Florida residents for whom test results were received by the Department of Health. A person can be tested by more than one laboratory and can have both positive and negative results. **Therefore, the sum of the numbers in each column will be larger than the total number of people tested.**

Reporting lab	Inconclusive	Negative	Positive	Percent positive	Total
LEHIGH REGIONAL MEDICAL CENTER LAB		354	25	7%	379
MID-FLORIDA PATHOLOGY		295	80	21%	375
CENTRA CARE - SOUTH ORANGE		224	144	39%	368
HENDRY REGIONAL MEDICAL CENTER		107	258	71%	365
PARAMOUNT URGENT CARE - ORLANDO		235	129	35%	364
MEDONE URGENT CARE CENTER		149	215	59%	364
FOUNTAIN MANOR HEALTH AND REHAB CENTER	1	360	2	1%	363
MEDEXPRESS URGENT CARE CAPE CORAL		293	70	19%	363
THE HEALTH CENTER OF PLANT CITY		354	4	1%	358
KENDALL HEALTHCARE PROPERTIES DBA		357	1	0%	358
INFORM DIAGNOSTICS		349	6	2%	355
MELBOURNE MEDICAL LABORATORY		271	81	23%	352
ACCU REFERENCE MEDICAL LAB		141	205	59%	346
BAYSHORE DIAGNOSTICS		309	37	11%	346
CONSULATE HEALTH CARE OF NEW PORT RICHEY		341	5	1%	346
PALM GARDEN OF OCALA		329	15	4%	344
CLEWISTON NURSING AND REHABILITATION CENTER		341	2	1%	343
NEW YORK PRESBYTERIAN - CUMC CLINICAL		325	15	4%	340
ADVENT HEALTH CENTRA CARE - PORT ORANGE		29	311	91%	340
SELECT REFERENCE LABORATORIES, LLC	1	325	11	3%	337
ADDICTION LABS OF AMERICA	1	299	35	10%	335
SANTA ROSA MEDICAL GROUP		287	47	14%	334
SANFORD LABORATORIES		311	21	6%	332
MEDEXPRESS FORT MYERS		258	67	21%	325
C.W. BILL YOUNG VA MEDICAL CENTER		16	307	95%	323
HARTS HARBOR HEALTH CARE CENTER		320	2	1%	322
NORTH SHORE LIJ URGENT CARE PC		315	7	2%	322
MY CLINICAL LAB		225	95	30%	320
NORTH FLORIDA PEDIATRICS - LAKE CITY		216	104	33%	320
MINI ER AND URGENT CARE		214	106	33%	320
LAUDERDALE NURSING CENTER LLC	1	316	3	1%	320
NCH HEALTHCARE BONITA		229	90	28%	319
FLO-MEDILAB SERVICES		101	217	68%	318
VITAS HEALTHCARE CORPORATION OF FLA		315	2	1%	317
LEE COUNTY EMERGENCY MEDICAL SERVICE		285	32	10%	317
PRIMARY CARE SERVICES AT INDIAN RIVER ESTATES		314	2	1%	316
LIFE CARE CENTER OF PENSACOLA		311	5	2%	316
ADVENTHEALTH CENTRA CARE WINTER GARDEN		283	31	10%	314
EDEN SPRINGS NURSING AND REHAB CENTER		304	9	3%	313
ADVENTHEALTH CENTRA CARE HUNTERS CREEK		260	53	17%	313
WHITE WILSON MEDICAL CENTER		24	289	92%	313
FIU-HEALTH AUXILIARY LABORATORY		291	21	7%	312
ADVENT HEALTH - TAMPA		110	201	65%	311
GENESIS DIAGNOSTICS		221	90	29%	311
COASTAL URGENT CARE		260	51	16%	311
PENSACOLA PEDIATRICS		250	57	19%	307

# COVID-19: testing by laboratory

Data through Nov 27, 2020 verified as of Nov 28, 2020 at 09:25 AM

Data in this report are provisional and subject to change.

The numbers in the table below represent the number of Florida and non-Florida residents for whom test results were received by the Department of Health. A person can be tested by more than one laboratory and can have both positive and negative results. **Therefore, the sum of the numbers in each column will be larger than the total number of people tested.**

Reporting lab	Inconclusive	Negative	Positive	Percent positive	Total
PALM GARDEN OF PORT SAINT LUCIE		305	2	1%	307
WEST GABLES HEALTH CARE CENTER		299	6	2%	305
GENESIS MEDICAL LABORATORY MIAMI FL.		83	222	73%	305
MANOR AT CARPENTERS		285	19	6%	304
ADVENT HEALTH CENTRA CARE - LEESBURG		13	290	96%	303
HEALTH CENTER AT BRENTWOOD	1	294	8	3%	303
MINUTECLINIC LLC #5249		266	36	12%	302
USAFSAM/PHE		173	128	43%	301
BALDWIN PEDIATRICS	1	286	14	5%	301
PARAMOUNT URGENT CARE		68	233	77%	301
UR MEDICINE LABS- CENTRAL LABORATORY		291	9	3%	300
VETERANS AFFAIRS MEDICAL CENTER		38	262	87%	300
DOCTORS URGENT CARE OF LUTZ LLC		205	93	31%	298
CORE DIAGNOSTIC LABORATORIES LLC		220	77	26%	297
EMERALD SHORES HEALTH AND REHABILITATION		260	37	12%	297
SOLARIS HEALTHCARE PALATKA		293	3	1%	296
HILLCREST HEALTH CARE & REHABILITATION CENTER		290	2	1%	292
TREE HOUSE PEDIATRICS		263	29	10%	292
UHEALTH CLINIC AT WALGREENS		242	49	17%	291
BROWNWOOD CARE CENTER		273	17	6%	290
LIFE CARE CENTER OF HILLIARD		285	5	2%	290
ADVENTHEALTH CENTRA CARE WINTER PARK		269	21	7%	290
MIDWAY SPECIALTY CARE CENTER	3	174	113	39%	290
NORTHWEST MEDICAL CENTER CLINICAL LABORATORY		175	115	40%	290
AUBURN UNIVERSITY MEDICAL CLINIC		227	62	21%	289
ED FRASER MEMORIAL HOSPITAL		222	67	23%	289
SIPARADIGM, DIAGNOSTIC INFORMATICS		273	16	6%	289
VALENCIA HILLS HEALTH AND REHABILITATION CENTER		286	2	1%	288
MEDICAL FP - WHOLE FAMILY HEALTH CENTER		278	9	3%	287
NAVAL HOSPITAL - JACKSONVILLE		40	247	86%	287
MEDSCAN LABORATORY INC	1	158	126	44%	285
VETERANS AFFAIRS MEDICAL CENTER - GAINESVILLE		2	283	99%	285
Plantation Bay Rehabilitation Center		279	6	2%	285
ST ANDREWS BAY SKILLED NURSING &		285			285
ADVENTHEALTH CENTRA CARE DR PHILLIPS		260	23	8%	283
Santa Rosa Center for Rehabilitation and Healing		278	3	1%	281
WOODLANDS MEDICAL SPECIALISTS		232	48	17%	280
QUICK CARE MED PL	2	260	16	6%	278
LIFE CARE CENTER OF ORANGE PARK		277	1	0%	278
BOCA BIOLISTICS REFERENCE LABORATORY	2	185	90	32%	277
PRUITT HEALTH-SANTA ROSA		275	2	1%	277
ADVENT HEALTH CENTRA CARE - LAKE MARY		82	193	70%	275
RUSKIN HEALTH CENTER		166	108	39%	274
MINUTECLINIC LLC #5069		249	25	9%	274
BIOCEPT		257	16	6%	273
FLORIDA HOSPITAL WAUCHULA		176	97	36%	273

# COVID-19: testing by laboratory

Data through Nov 27, 2020 verified as of Nov 28, 2020 at 09:25 AM

Data in this report are provisional and subject to change.

The numbers in the table below represent the number of Florida and non-Florida residents for whom test results were received by the Department of Health. A person can be tested by more than one laboratory and can have both positive and negative results. **Therefore, the sum of the numbers in each column will be larger than the total number of people tested.**

Reporting lab	Inconclusive	Negative	Positive	Percent positive	Total
INDIAN RIVER CTR, LLC		260	13	5%	273
FERNANDINA BEACH REHAB AND NURSING		272			272
ADVENTHEALTH CENTRA CARE SANFORD		248	24	9%	272
LIFE CARE CENTER OF OCALA		272			272
COVANCE CLINICAL RESEARCH UNIT INC		268	3	1%	271
CORAL TRACE HEALTH CARE□		270	1	0%	271
The Manor at Blue Water Bay		268	2	1%	270
FISHERMENS HOSPITAL CLINICAL LAB		252	17	6%	269
SPECIALTY HEALTH AND REHABILITATION CENTER		246	23	9%	269
LAKELAND REGIONAL HEALTH SYSTEMS INC		2	266	99%	268
ADVENTHEALTH CENTRA CARE WATERFORD LAKES		218	50	19%	268
KEYS AHEC SCHOOL MEDICAL CLINIC	3	238	26	10%	267
VILLAGE AT VIENNA SQUARE,THE□	6	259	1	0%	266
NORTH FLORIDA REHABILITATION & SPECIALTY CARE□		265	1	0%	266
BRIDGEWATER PARK HEALTH AND REHAB		257	3	1%	260
BALDOMERO LOPEZ STATE VETERANS NURSING HOME	2	257	1	0%	260
PALMETTO SUBACUTE CARE CENTER		258	2	1%	260
ADVENTHEALTH CENTRA CARE UNIVERSITY		248	11	4%	259
CLIFFORD CHESTER SIMS VA NURSING HOME		251	8	3%	259
ADVENT HEALTH CENTRA CARE - TITUSVILLE		43	215	83%	258
FLORIDA HOSPITAL MEDICAL GROUP		217	41	16%	258
CONSULATE HEALTHCARE OF KISSIMMEE		247	11	4%	258
FLORIDA WOMAN CARE LABORATORY LLC		232	26	10%	258
LIFEBRITE	1	113	143	56%	257
BAPTIST HEALTH EMERGENCY CENTER AT WEST CORAL WAY		196	61	24%	257
SOLARIS HEALTHCARE CHARLOTTE HARBOR		251	5	2%	256
ADVENTHEALTH CENTRA CARE LEE ROAD		239	17	7%	256
MINUTECLINIC LLC, #10357		254	1	0%	255
ADVENT HEALTH CENTRA CARE - PALM COAST		36	218	86%	254
BUENA VISTA URGENT CARE		221	31	12%	252
AURORA DIAGNOSTICS BERNHARDT LABORATORIES PATHOLOGY SERVICE		190	62	25%	252
CRESTVIEW REHABILITATION CENTER		129	122	49%	251
FLORIDA HOSPITAL HEARTLAND MED CTR LAKE PLACID		188	63	25%	251
LIFE CARE CENTER OF NEW PORT RICHEY		238	13	5%	251
BIOCERNA LLC	8	186	56	22%	250
QUALITOX LABORATORIES		105	144	58%	249
PRIMARY CARE SERVICES AT ST ANDREWS ESTATES		249			249
MINI ER WATERFORD LAKES, THE		223	25	10%	248
MEDICAL VB		221	27	11%	248
MINUTECLINIC LLC #5253		232	15	6%	247
ADVENT HEALTH - CELEBRATION		235	12	5%	247
MARTIN MEMORIAL MEDICAL CENTER LAB		128	118	48%	246
SHELL POINT VILLAGE MEDICAL CENTER		246			246
GOLDEN GLADES NURSING & REHABILITATION CTR		246			246
FORT MYERS INTERNAL MEDICINE, LLC		224	21	9%	245
HAINES CITY REHABILITATION AND NURSING CENTER		244	1	0%	245

# COVID-19: testing by laboratory

Data through Nov 27, 2020 verified as of Nov 28, 2020 at 09:25 AM

Data in this report are provisional and subject to change.

The numbers in the table below represent the number of Florida and non-Florida residents for whom test results were received by the Department of Health. A person can be tested by more than one laboratory and can have both positive and negative results. **Therefore, the sum of the numbers in each column will be larger than the total number of people tested.**

Reporting lab	Inconclusive	Negative	Positive	Percent positive	Total
SIGNATURE HEALTHCARE OF BROOKWOOD GARDENS		244			244
ADVENTHEALTH CENTRA CARE MOUNT DORA		205	38	16%	243
ROSEWOOD HEALTHCARE & REHABILITATION CENTER		239	4	2%	243
AHCC WESLEY CHAPEL		214	28	12%	242
JACKSON MEMORIAL PERDUE MEDICAL CENTER		235	7	3%	242
ADVENTHEALTH CENTRA CARE CLERMONT		214	26	11%	240
MINUTECLINIC LLC #3463		210	28	12%	238
ADVENTHEALTH CENTRA CARE APOPKA		200	38	16%	238
AVELLINO LAB USA, INC	1	232	5	2%	238
ADVENTHEALTH CENTRA CARE LAKE MARY		214	23	10%	237
MINUTECLINIC LLC #7886		221	16	7%	237
GOOD SAMARITAN		236	1	0%	237
PHYSICIANS REGIONAL WALK-IN		173	63	27%	236
MED FAST URGENT CARE CENTER		4	232	98%	236
ASCEND CLINICAL	2	228	5	2%	235
ADVENTIST HEALTH SYSTEMS, SUNBELT INC		210	24	10%	234
FAST TRACK URGENT CARE CENTER		1	233	100%	234
ADVENTHEALTH CENTRA CARE ST CLOUD		197	36	15%	233
SOLARIS HEALTHCARE PARKWAY	1	230	1	0%	232
ADVENTHEALTH CENTRA CARE ORANGE LAKE		211	21	9%	232
HARBOUR HEALTH CENTER		228	2	1%	230
KEY WEST HEALTH AND REHAB	1	225	4	2%	230
Quest Diag Unspecifd		164	65	28%	229
DOH - INDIAN RIVER		194	33	15%	227
ADVENT HEALTH CENTRA CARE - ALTAMONTE SPRINGS		136	91	40%	227
THE PRESERVE		226			226
Life Care Center at Wells Crossing		212	13	6%	225
LEHIGH VALLEY GENOMICS			224	100%	224
Abbey Delray		223			223
NORTH FLORIDA PEDIATRICS PA - SUWANNEE		166	55	25%	221
ST JUDE CHILDREN'S RESEARCH HOSPITAL		209	12	5%	221
HEALTH FIRST ADVENTHEALTH CENTRA CARE GATEWAY		204	16	7%	220
ADVENTHEALTH CENTRA CARE LAKELAND		203	16	7%	219
VETERANS AFFAIRS MEDICAL CENTER - LAKE CITY		52	167	76%	219
ADVENTHEALTH CENTRA CARE SAND LAKE		194	24	11%	218
SOUTHERN OAKS CARE CENTER	1	214	2	1%	217
ADVENTHEALTH CENTRA CARE KISSIMMEE		186	28	13%	214
LAKE PORT SQUARE		200	13	6%	213
Marshall Health and Rehabilitation Center		211	2	1%	213
SHORE ACRES CARE CENTER		205	7	3%	212
POCONO MEDICAL CENTER		212			212
APP-UNIPATH, LLC	1	201	9	4%	211
OCEAN VIEW NURSING AND REHAB CENTER		201	9	4%	210
CLIFFORD CHESTER SIMS STATE VETERANS		206	2	1%	208
Point of Care Testing	1	81	125	60%	207
ACCESS POINT HEALTHCARE URGENT & PRIMARY CARE		145	60	29%	205



# COVID-19: testing by laboratory

Data through Nov 27, 2020 verified as of Nov 28, 2020 at 09:25 AM

Data in this report are provisional and subject to change.

The numbers in the table below represent the number of Florida and non-Florida residents for whom test results were received by the Department of Health. A person can be tested by more than one laboratory and can have both positive and negative results. **Therefore, the sum of the numbers in each column will be larger than the total number of people tested.**

Reporting lab	Inconclusive	Negative	Positive	Percent positive	Total
renaissance health and rehabilitation center		204	1	0%	205
VITAS LUTHERAN TOWERS INPATIENT PROGRAM		203	1	0%	204
MEDONE URGENT CARE AT ST. AUGUSTINE		64	140	69%	204
CONSULATE HEALTH CARE OF SAFETY HARBOR		201	2	1%	203
MOORINGS PARK INSTITUTE, INC, THE		200	3	1%	203
CONSULATE HEALTH CARE OF WINTER HAVEN		202			202
ROSEWOOD HEALTH AND REHABILITATION CENTER		197	5	2%	202
MINUTECLINIC LLC #5854		178	24	12%	202
BUREAU OF CLINICAL LABORATORIES		165	36	18%	201
HOMESTEAD VILLAGE		199	2	1%	201
VAMC WEST PALM LAB		5	196	98%	201
ADVENTHEALTH CENTRA CARE AZALEA PARK		177	24	12%	201
LAKE EUSTIS HEALTH AND REHABILITATION CENTER		200			200
COMMUNITY HEALTH CENTERS OF PINELLAS, INC.		3	197	99%	200
PATHGROUP LABS LLC		94	104	53%	198
CONSULATE HEALTHCARE OF VERO BEACH	11	170	16	8%	197
Taylor Care Center		194	2	1%	196
FULGENT GENETICS	2	160	34	17%	196
TREASURE COAST COMMUNITY HEALTH	2	175	19	10%	196
ADVENTHEALTH CENTRA CARE ALTAMONTE		181	15	8%	196
MALABAR/ADVENT CENTRA CARE		25	171	87%	196
PALM GARDEN OF GAINESVILLE	2	192	2	1%	196
DOCTORS CENTER,THE		158	38	19%	196
PARKS HEALTHCARE & REHABILITATION CTR	4	191			195
FAST TRACK URGENT CARE CENTER - CARROLLWOOD		1	194	99%	195
ADVENTHEALTH CENTRA CARE PORT ORANGE		173	22	11%	195
PATIENTS FIRST LAKE ELLA MEDICAL CENTER		179	16	8%	195
CHIPOLA HEALTH AND REHAB		189	6	3%	195
LIFE CARE PONTE VEDRA INC		191	2	1%	193
MEDEXPRESS URGENT CARE LEHIGH ACRES		143	50	26%	193
BENTON PEDIATRICS INC		174	18	9%	192
Williston Care Center		192			192
MAYFLOWER ASSISTED LIVING		191			191
HARDEE MANOR HEALTH CARE CENTER	1	189	1	1%	191
MANOR CARE HEALTH SERVICES - FT MYERS		188	1	1%	189
RAINBOW RIVER MEDICAL LABORATORY		167	21	11%	188
MEDEXPRESS URGENT CARE - VERO BEACH		96	91	49%	187
BAY VILLAGE OF SARASOTA INC		186	1	1%	187
SUNRISE DIAGNOSTIC LABORATORY		134	53	28%	187
PROTEUS MOLECULAR AND CLINICAL LAB	1	144	42	22%	187
PLANTATION NURSING & REHAB CENTER		186			186
GRAND COURT TAMPA		186			186
PARAMOUNT URGENT CARE VILLAGES		128	57	31%	185
Premier Place at The Glenview		179	6	3%	185
FLORIDA CLINICAL LABORATORY-BIOREFERENCE LABORATORIES		61	123	67%	184
ST. JAMES BAY HEALTH AND REHABILITATION CENTER		183	1	1%	184

# COVID-19: testing by laboratory

Data through Nov 27, 2020 verified as of Nov 28, 2020 at 09:25 AM

Data in this report are provisional and subject to change.

The numbers in the table below represent the number of Florida and non-Florida residents for whom test results were received by the Department of Health. A person can be tested by more than one laboratory and can have both positive and negative results. **Therefore, the sum of the numbers in each column will be larger than the total number of people tested.**

Reporting lab	Inconclusive	Negative	Positive	Percent positive	Total
OAK HAMMOCK AT THE UNIVERSITY OF FLORIDA		183			183
ROSEN MEDICAL CENTER		168	15	8%	183
DOCTORS URGENT CARE		114	68	37%	182
ASAP LAB LLC		95	86	48%	181
ADVENT HEALTH CENTRA CARE -WINTER PARK KIDS URGENT CARE		119	62	34%	181
ARCPPOINT LABS OF CORAL SPRINGS FL		165	15	8%	180
ADVENTHEALTH CENTRA CARE LONGWOOD		166	12	7%	178
ST JAMES HEALTH AND REHABILITATION CENTER		177	1	1%	178
BLOCK, NATION, CHASE, AND SMOLEN FAMILY MEDICINE		131	47	26%	178
LEE HEALTH CONVENIENT CARE - PAGE FIELD		136	41	23%	177
ELLENTON PEDIATRICS		162	15	8%	177
FAIRWAY OAKS CENTER LLC	4	170	2	1%	176
HEALTH FIRST ADVENTHEALTH CENTRA CARE TITUSVILLE		160	16	9%	176
ADVENTHEALTH CENTRA CARE OVIEDO		147	28	16%	175
ADVENT HEALTH CENTRA CARE - ORMOND BEACH		63	112	64%	175
BLOUNTSTOWN REHABILITATION CENTER LLC		167	8	5%	175
Bay Breeze Senior Living and Rehabilitation Center		175			175
Consulate Health Care of St. Petersburg		174			174
CENTRA CARE – AZALEA PARK		98	76	44%	174
NEO GENOMICS - FORT MYERS	1	169	4	2%	174
BROWARD NURSING & REHABILITATION CTR	1	172	1	1%	174
GATEWAY/ADVENT CENTRA CARE		2	172	99%	174
TUSKAWILLA NURSING AND REHAB CENTER	2	168	3	2%	173
PALM GARDEN OF VERO BEACH		171	2	1%	173
DIAMOND RIDGE HEALTH AND REHABILITATION CENTER		169	3	2%	172
ORANGE COUNTY HEALTH DEPT		164	7	4%	171
HERON POINTE HEALTH AND REHABILITATION		171			171
PARAMOUNT URGENT CARE - CLERMONT		142	29	17%	171
ADVENT HEALTH CENTRA CARE - WESLEY CHAPEL		4	166	98%	170
POLK COUNTY HEALTH DEPARTMENT		154	16	9%	170
MYTEST DIAGNOSTICS		163	7	4%	170
TIERRA PINES CENTER		168	1	1%	169
GANDY CROSSING CARE CENTER		163	6	4%	169
ANY LAB TEST NOW	1	89	78	46%	168
PANAMA CITY DEVELOPMENTAL CENTER		168			168
BAPTIST HEALTH PRIMARY CARE	1	132	34	20%	167
WILLOWBROOKE COURT AT EDGEWATER POINTE ESTATES		167			167
ADVENT HEALTH CENTRA CARE - DAYTONA BEACH		89	77	46%	166
VILLAGE DOCTORS FAMILY MEDICAL CENTER OF		139	27	16%	166
PCB CLINIC		122	44	27%	166
FLORIDA GULF COAST UNIVERSITY		35	131	79%	166
PALMS OF SEBRING		154	12	7%	166
LabCorp (Non-Interfaced)	1	91	73	44%	165
TGH		1	164	99%	165
HEALTH FIRST ADVENTHEALTH CENTRA CARE COCOA		145	20	12%	165
NIGHT LITE PEDIATRICS WINTER GARDEN		142	22	13%	164

# COVID-19: testing by laboratory

Data through Nov 27, 2020 verified as of Nov 28, 2020 at 09:25 AM

Data in this report are provisional and subject to change.

The numbers in the table below represent the number of Florida and non-Florida residents for whom test results were received by the Department of Health. A person can be tested by more than one laboratory and can have both positive and negative results. **Therefore, the sum of the numbers in each column will be larger than the total number of people tested.**

Reporting lab	Inconclusive	Negative	Positive	Percent positive	Total
RICARDO NAVARRO DO PA		154	10	6%	164
ADVENTHEALTH CENTRA CARE COLONIAL TOWN		144	20	12%	164
ADVENT HEALTH CENTRA CARE - OVIEDO		63	101	62%	164
USA HEALTH UNIVERSITY HOSPITAL CLINICAL LABORATORY	1	160	2	1%	163
CREEKSIDE CARE CENTER		139	24	15%	163
BRADENTON HEALTH CARE		163			163
NSPIRE HEALTHCARE MIAMI LAKES		157	6	4%	163
Stacey Health Care Centers Inc. dba Riverside Care Center		162			162
TIDE LABORATORIES		135	27	17%	162
LUTHERAN HAVEN		159	2	1%	161
HEALTH FIRST - HOLMES REGIONAL MEDICAL CENTER		1	160	99%	161
ORCHARD PARK HEALTH & REHABILITATION		161			161
TRI COUNTY NURSING HOME		160	1	1%	161
PARKLANDS FACILITY INC	1	160			161
Colonial Lakes Health Care		160			160
GREENBRIAR REHABILITATION AND NURSING CENTER	1	159			160
Boynton Beach Rehabilitation Center	1	158			159
CITRUS NURSING CENTER LLC		152	6	4%	158
WUESTHOFF REF LABORATORY			158	100%	158
UNIVERSITY OF TAMPA STUDENT HEALTH AND SHC CLINICAL LABORATORY		33	124	79%	157
PALM GARDEN OF JACKSONVILLE		152	4	3%	156
THE MANOR AT CARPENTERS		124	32	21%	156
ARCHER HEALTH VENTURES, LLC		156			156
W FRANK WELLS NURSING HOME		148	8	5%	156
PRUITT HEALTH		153	2	1%	155
TIMBERRIDGE NURSING HOME & REHAB		123	32	21%	155
BAPTIST PRIMARY CARE	1	133	21	14%	155
MANOR OAKS NURSING & REHAB CENTER		154	1	1%	155
MINUTECLINIC LLC #5190		137	18	12%	155
CONSULATE HEALTH CARE OF BAYONET POINT	3	150	1	1%	154
LABORATORY SPECIALISTS OF MICHIGAN		19	134	88%	153
PALMETTO FACILITY INC	1	151			152
LYNN HAVEN SPORTS COMPLEX-WALKON CLINIC		18	134	88%	152
MANOR CARE NURSING CENTER OF SARASOTA FL LLC		148	4	3%	152
BROOKSVILLE HEALTHCARE CENTER LLC		151	1	1%	152
ROLLINS COLLEGE WELLNESS CENTER		35	116	77%	151
SIGNATURE HEALTHCARE OF NORTH FLORIDA		148	2	1%	150
MEDFAST URGENT CARE - ROCKLEDGE		25	125	83%	150
SPRINGTREE REHAB & HEALTH CARE CENTER		149			149
BOND AND STEELE CLINIC PA		42	106	72%	148
DIAMOND RIDGE		147	1	1%	148
NADAL PEDIATRICS - VICTORIA STREET (3385)		124	22	15%	146
ADVENT HEALTH CENTRA CARE - ST. CLOUD		131	15	10%	146
Bayside Care Center	1	139	4	3%	144
HOSPITAL FOR SPECIAL SURGERY		143	1	1%	144
VETERANS AFFAIRS MEDICAL CENTER - MIAMI			144	100%	144

# COVID-19: testing by laboratory

Data through Nov 27, 2020 verified as of Nov 28, 2020 at 09:25 AM

Data in this report are provisional and subject to change.

The numbers in the table below represent the number of Florida and non-Florida residents for whom test results were received by the Department of Health. A person can be tested by more than one laboratory and can have both positive and negative results. **Therefore, the sum of the numbers in each column will be larger than the total number of people tested.**

Reporting lab	Inconclusive	Negative	Positive	Percent positive	Total
PRECISION HEALTH RESOURCES, LLC	1	132	11	8%	144
SPECTOR SCIENTIFIC LAB	1	33	108	76%	142
FORT PIERCE HEALTH CARE		142			142
ENGLEWOOD HEALTHCARE AND REHABILITATION CENTER		141			141
Destin Healthcare and Rehabilitation Center		140	1	1%	141
FAWCETT MEMORIAL HOSPITAL-LAB		39	102	72%	141
PALM GARDEN OF WEST PALM BEACH□		127	13	9%	140
BEAR CREEK NURSING CENTER		140			140
ADVENTHEALTH CENTRA CARE SOUTH ORANGE		117	23	16%	140
The Inn at Sarasota Bay Club		138	1	1%	139
HEALTH FIRST ADVENTHEALTH CENTRA CARE MALABAR		116	22	16%	138
ADVENT HEALTH CENTRA CARE - CARROLLWOOD		1	137	99%	138
AMERICAN PATHOLOGY PARTNERS		136	1	1%	137
JACKSONVILLE BEACH PEDIATRIC CARE CENTER□		128	9	7%	137
NSPIRE HEALTHCARE LAUDERHILL		134	3	2%	137
PPC-LAB EDI ORCHARD BI		129	8	6%	137
GROWING TOGETHER PEDIATRICS LLC		132	4	3%	136
MANOR AT BLUEWATER BAY		131	5	4%	136
AZALEA TRACE		130	6	4%	136
PALM GARDEN OF AVENTURA		135			135
Life Care Center of Punta Gorda	1	130	4	3%	135
IRL MARKET LAB ALACHUA		104	31	23%	135
DOCTORS MEMORIAL FAMILY MEDICINE	2	93	40	30%	135
HARDEE COUNTY HEALTH DEPARTMENT		106	29	21%	135
TAMARAC REHABILITATION & HEALTH CENTER		135			135
CITRUS HEALTH AND REHAB		116	19	14%	135
MEDFAST URGENT CARE - MELBOURNE			134	100%	134
HEALTHY STEPS PEDIATRICS		121	13	10%	134
BAYFRONT HEALTH MEDICAL GROUP		106	28	21%	134
URGENT CARE OF THE PALM BEACHES		2	131	98%	133
BAYVIEW CENTER		132	1	1%	133
PALM BEACH COUNTY HEALTH DEPT LAB	1	130	2	2%	133
PORT ST LUCIE REHABILITATION AND HEALTHCARE		98	35	26%	133
SIGNATURE HEALTHCARE AT THE COURTYARD		97	36	27%	133
EDGEWOOD NURSING CENTER		131	1	1%	132
TALLAHASSEE NHHI LLC		131	1	1%	132
CORAL BAY HEALTHCARE AND REHABILITATION		131			131
THE REHABILITATION CENTER OF LAKE CITY		127	4	3%	131
INTEGRATED REGIONAL LABORATORIES		119	12	9%	131
MANDARIN PEDIATRICS		126	4	3%	130
LABORATORY OF FLORIDA		80	50	38%	130
MEMPHIS PATHOLOGY LABORATORY	1	124	5	4%	130
URGENT CARE OF THE PALM BEACHES, NORTH PALM BEACH			130	100%	130
BMHSI-AEL MICROBIOLOGY LABORATORY	2	102	25	19%	129
ORLANDO HEALTH EMERGENCY DEPARTMENT		122	7	5%	129
KEYSTONE REHAB		129			129

# COVID-19: testing by laboratory

Data through Nov 27, 2020 verified as of Nov 28, 2020 at 09:25 AM

Data in this report are provisional and subject to change.

The numbers in the table below represent the number of Florida and non-Florida residents for whom test results were received by the Department of Health. A person can be tested by more than one laboratory and can have both positive and negative results. **Therefore, the sum of the numbers in each column will be larger than the total number of people tested.**

Reporting lab	Inconclusive	Negative	Positive	Percent positive	Total
CONSULATE HEALTH CARE OF MELBOURNE		129			129
CAYUGA MEDICAL CENTER AT ITHACA		126	3	2%	129
RULEME CENTER	1	127	1	1%	129
PRECISION HEALTH RESOURCES LLC		99	30	23%	129
ADVENT HEALTH CENTRA CARE - DELAND		28	101	78%	129
OPTUM LABS LLC		77	52	40%	129
CENTRACARE		17	111	87%	128
Signature HealthCare Center of Waterford		124	4	3%	128
GENE BY GENE		61	67	52%	128
FORT WALTON REHABILITATION CENTER		94	33	26%	127
ADVENT HEALTH CENTRA CARE - COLONIAL TOWN		80	47	37%	127
HOMESTEAD MANOR		125	1	1%	126
SUWANNEE HEALTH AND REHABILITATION CENTER		124	2	2%	126
COMMUNITY HEALTH AND REHABILITATION CENTER		121	5	4%	126
Rehabilitation Center for Park Place LLC		124	2	2%	126
SABAL PALMS HEALTH AND REHAB		89	36	29%	125
WILLOW BROOKE COURT AT INDIAN RIVER ESTATES		124	1	1%	125
ALL SEASONS NAPLES LLC		124			124
HEATHER HILL HEALTHCARE CENTER		120	4	3%	124
THE CLUB AND REHABILITATION CENTER		123	1	1%	124
HUNT CLUB PEDIATRIC ASSOCIATES, P.A.		105	19	15%	124
AVENTURA REHAB AND NURSING CENTER		123			123
WOMEN'S CARE FLORIDA LABORATORY		120	3	2%	123
ADVENT HEALTH CENTRA CARE - LONGWOOD		22	101	82%	123
PALM GARDEN OF TAMPA		123			123
BREVARD HEALTH ALLIANCE		5	118	96%	123
REFUAH HEALTH CENTER LABORATORY		120	3	2%	123
EDGEWATER AT WATERMAN VILLAGE,THE		122			122
LIFE CARE CENTER OF ALTAMONTE SPRINGS		102	20	16%	122
Consulate Health Care of North Fort Myers		122			122
PALM BAY HOSPITAL		3	118	98%	121
GRAVITY DIAGNOSTICS, LLC		35	86	71%	121
LAKELAND REGIONAL HEALTH - PWC/OB		35	86	71%	121
PARKVIEW HEALTH		121			121
ALLSOUTH URGENT CARE			121	100%	121
ETHOS WELLNESS PHARMACY		111	9	8%	120
MILLENNIUM LAB SERVICES			120	100%	120
GENETWORKX		16	103	87%	119
ADVANCED MEDICAL CENTER		86	33	28%	119
MICHAEL A MIDDLETON MD PA		116	2	2%	118
MATHISON RETIREMENT COMMUNITY		114	4	3%	118
PruittHealth Santa Rosa		115	3	3%	118
BAYSIDE HEALTH AND REHABILITATION CENTER		118			118
TRI-COUNTY NURSING HOME		114	4	3%	118
MEDFAST URGENT CARE CENTER - TITUSVILLE			117	100%	117
FLORIDA DEPARTMENT OF HEALTH		101	16	14%	117

# COVID-19: testing by laboratory

Data through Nov 27, 2020 verified as of Nov 28, 2020 at 09:25 AM

Data in this report are provisional and subject to change.

The numbers in the table below represent the number of Florida and non-Florida residents for whom test results were received by the Department of Health. A person can be tested by more than one laboratory and can have both positive and negative results. **Therefore, the sum of the numbers in each column will be larger than the total number of people tested.**

Reporting lab	Inconclusive	Negative	Positive	Percent positive	Total
ELMHURST HOSPITAL CENTER	1	113	3	3%	117
MEDIPATH		4	113	97%	117
FHMG-FLORIDA HOSPITAL MEDICAL GROUP		97	19	16%	116
STARKE FAMILY MEDICAL CENTER		102	14	12%	116
UNITED CLINICAL LABORATORIES		106	9	8%	115
GOOD SAMARITAN SOCIETY-DAYTONA		113	1	1%	114
NEIGHBORHOOD MEDICAL CENTER		108	5	4%	113
LAB CORP	1	69	43	38%	113
AMERICAN FINNISH NURSING HOME	1	112			113
TARPON POINT NURSING AND REHABILITATION CENTER		112			112
PALM HARBOR PHARMACY		95	17	15%	112
TERRACES OF LAKE WORTH CARE CENTER		112			112
CLARIDGE HOUSE NURSING CENTER		107	5	4%	112
ALLIED HEALTH FORT PIERCE		112			112
COASTAL HEALTH AND REHAB		110	2	2%	112
SILVERCREST HEALTH AND REHABILITATION CENTER	3	106	2	2%	111
ADVENT HEALTH CENTRA CARE - UNIVERSITY		16	95	86%	111
PEDIATRICS OF CENTRAL FLORIDA PA	5	101	5	5%	111
PADDOCK RIDGE		110			110
DXTERITY DIAGNOSTICS	1	107	2	2%	110
MEDEXPRESS URGENT CARE HUDSON			110	100%	110
COCOA BEACH/ADVENT CENTRA		6	104	95%	110
MATHISON RETIREMENT COMMUNITY, INC		110			110
HMA SANTA ROSA MEDICAL CENTER LLC DBA		96	13	12%	109
Heritage Healthcare at Tallahassee		108	1	1%	109
HILLSBOROUGH COUNTY DEVELOPMENTAL CTR	1	108			109
LONGWOOD HEALTH AND REHABILITATION CENTER		103	6	6%	109
BAYFRONT HEALTH ER PINELLAS PARK	1	71	36	33%	108
HOPE HOSPICE AND COMMUNITY SERVICES INC	1	104	3	3%	108
PALM GARDEN OF CLEARWATER		104	4	4%	108
MEDEXPRESS LUTZ		1	107	99%	108
MEDFAST URGENT CARE CENTER - SARNO			108	100%	108
ADVENT HEALTH CENTRA CARE - AZALEA PARK		91	16	15%	107
Chatsworth at PGA National, LLC		107			107
AMERICAN RESEARCH LABS		4	103	96%	107
ADVENTIST HEALTH SYSTEMS SUNBELT IN DBA		101	6	6%	107
PRIMEHEALTH URGENT CARE INC		88	18	17%	106
ADVENTHEALTH CENTRA CARE KIDS LAKE MARY		98	8	8%	106
GRAND OAKS HEALTH & REHABILITATION		106			106
TUSCAN GARDENS OF VENETIA MANAGEMENT COMPANY		105	1	1%	106
REGENCY CARE OF BLOUNTSTOWN LLC		101	5	5%	106
MEDFAST URGENT CARE - TITUSVILLE			105	100%	105
LabCorp L#09258090 M#09258105		71	34	32%	105
MIDWAY SPECIALLY CARE CENTER		52	53	50%	105
24 HOUR PEDIATRIC CARE CENTER		101	4	4%	105
SUWANNEE VALLEY NURSING CENTER		105			105

# COVID-19: testing by laboratory

Data through Nov 27, 2020 verified as of Nov 28, 2020 at 09:25 AM

Data in this report are provisional and subject to change.

The numbers in the table below represent the number of Florida and non-Florida residents for whom test results were received by the Department of Health. A person can be tested by more than one laboratory and can have both positive and negative results. **Therefore, the sum of the numbers in each column will be larger than the total number of people tested.**

Reporting lab	Inconclusive	Negative	Positive	Percent positive	Total
NORTH FLORIDA/SOUTH GEORGA VETERANS HEALTH SYSTEM			105	100%	105
FL HUD DESTIN, LLC D/B/A GRAND BOULEVARD HEALTH		105			105
Consulate Healthcare of West Palm Beach		102	3	3%	105
ARTHREX MEDICAL CENTER		38	66	63%	104
ADVENT HEALTH CENTRA CARE - BRANDON		29	75	72%	104
BAY VIEW HEALTHCARE		85	19	18%	104
PROHEALTH MEDICAL CLINIC		1	102	99%	103
HEART OF FLORIDA REGIONAL MED CTR		32	71	69%	103
ADVENT HEALTH CENTRA CARE - SANFORD		28	75	73%	103
EVANS HEALTH CARE		100	2	2%	102
UNIVERSITY MEDICAL CENTER SUITES		90	12	12%	102
CENTRA CARE - HUNTER'S CREEK		46	56	55%	102
MINUTECLINIC DIAGNOSTIC OF RHODE ISLAND, LLC #729		98	4	4%	102
GLADES HEALTH CARE CENTER		101			101
GRAVITY DIAGNOSTICS		41	60	59%	101
CAPE CANAVERAL HOSPITAL			101	100%	101
Whispering Oaks	5	92	3	3%	100
COQUINA CENTER		99	1	1%	100
Consulate Health Care of Port Charlotte		98	2	2%	100
MOBILE INFIRMARY MED CENTER PATH LAB		89	11	11%	100
ARBOR FACILITY INC		100			100
DAVID SCOTT MADWAR MD PA□		93	6	6%	99
CARENOW URGENT CARE - FORT PIERCE		86	13	13%	99
PROVIDENCE HOSPITAL LABORATORY		94	5	5%	99
CLINICAL PATHOLOGY LABS		1	98	99%	99
ARCADIA HEALTH AND REHABILITATION CENTER		99			99
CENTRAL FLORIDA HEALTH CARE		46	52	53%	98
SILVER CREEK SENIOR LIVING COMMUNITY		98			98
CARENOW	1	64	33	34%	98
SHOAL CREEK REHABILITATION CENTER		71	27	28%	98
MEDFAST URGENT CARE CENTER - COCOA BEACH			98	100%	98
DOCTOR'S IN HOUSE LABORATORY		12	86	88%	98
ADVENT HEALTH CENTRA CARE		1	96	99%	97
PERSONALIZED GENETIC TESTING		13	84	87%	97
HEALTH CENTERS AT BRENTWOOD		96	1	1%	97
POINT WASHINGTON MEDICAL CLINIC		1	96	99%	97
PruittHealth Panama City		97			97
GOLDEN GATE FAMILY CLINIC		23	74	76%	97
FLORIDA COMMUNITY HEALTH CENTERS INC			97	100%	97
PARRISH MEDICAL CENTER		24	73	75%	97
BAYSHORE MEMORY CARE□		96			96
ASTON GARDENS AT PELICAN MARSH		95	1	1%	96
EAST LAKE PEDIATRICS		57	38	40%	95
THE TERRACE OF KISSIMMEE		80	15	16%	95
GLOBAL CENTRAL LABS AT PPD	2	87	6	6%	95
DIAGNOSTIC SOLUTIONS		3	91	97%	94

# COVID-19: testing by laboratory

Data through Nov 27, 2020 verified as of Nov 28, 2020 at 09:25 AM

Data in this report are provisional and subject to change.

The numbers in the table below represent the number of Florida and non-Florida residents for whom test results were received by the Department of Health. A person can be tested by more than one laboratory and can have both positive and negative results. **Therefore, the sum of the numbers in each column will be larger than the total number of people tested.**

Reporting lab	Inconclusive	Negative	Positive	Percent positive	Total
CHATHAM GLEN HEALTHCARE AND REHABILITATION CENTER		94			94
DOC SMILEYS URGENT CARE LLC		58	36	38%	94
SUNFLOWER SPRINGS ASSISTED LIVING		91	3	3%	94
Parkview Rehabilitation Center at Winter Park		92	2	2%	94
PEDIATRIC ASSOCIATES ORLANDO		81	13	14%	94
DEPARTMENT OF HEALTH & HUMAN SERVICES		94			94
WIMAUMA COMMUNITY HEALTH CENTER		73	20	22%	93
FLORIDA KEYS PEDIATRICS & ADOLESCENT CENTER		90	3	3%	93
LITTLE PINE PEDIATRICS		75	18	19%	93
PHYSICIANS REGIONAL CLINIC		82	11	12%	93
WOODBIDGE FACILITY INC		92	1	1%	93
NCRNC INC		90	2	2%	92
FLORIDA HEALTH CARE PLANS			91	100%	91
CARRINGTON PLACE OF ST PETE LLC		90	1	1%	91
UNIVERSITY OF MIAMI		1	90	99%	91
ABBOTT LABORATORIES		60	31	34%	91
FAIR HAVENS CENTER, OPCO		88	2	2%	90
MEADOWCREST FAMILY PHYSICIANS		69	21	23%	90
SEMINOLE NURSING PAVILION		83	7	8%	90
MAIN STREET MEDICAL CENTER			90	100%	90
ADVENTHEALTH CENTRA CARE LEESBURG		77	12	13%	89
MEDFAST URGENT CARE CENTER - COCOA			89	100%	89
PREMIER URGENT CARE OF BREVARD		2	87	98%	89
JEFFERY WEINZWEIG		2	87	98%	89
PACIFIC ANALYTICS			88	100%	88
NORTH FLORIDA PEDIATRICS PA		81	7	8%	88
LONGWOOD FAMILY PRACTICE		74	14	16%	88
MEDFAST URGENT CARE CENTER - WICKHAM			88	100%	88
ADVENT HEALTH CENTRA CARE - WATERMAN		78	10	11%	88
GOVERNOR'S CREEK HEALTH & REHABILITATION		87	1	1%	88
AVERO DIAGNOSTICS		64	24	27%	88
DEVANSH LAB WERKS INC		75	13	15%	88
BRANDON HEALTH AND REHABILITATION CENTER	1	85	1	1%	87
XYZ LABORATORY		78	9	10%	87
TIFFANY HALL NURSING AND REHAB CENTER		87			87
SAINTS 120 LLC		86			86
ADVENTHEALTH CENTRA CARE CONWAY		68	18	21%	86
ADVENT HEALTH CENTRA CARE - TEMPLE TERRACE		36	50	58%	86
PRIMECARE OF DOTHAN		59	27	31%	86
WESTCHESTER MEDICAL CENTER		84	1	1%	85
ABBIEJEAN RUSSELL CARE CENTER		85			85
W. FRANK WELLS NURSING HOME		84	1	1%	85
NAVY HOSPITAL			85	100%	85
OCALA FAMILY MEDICAL CENTER INC		74	11	13%	85
TRADITION MEDICAL CENTER LABORATORY		48	37	44%	85
FAST TRACK URGENT CARE CENTER - RIVERVIEW			84	100%	84



# COVID-19: testing by laboratory

Data through Nov 27, 2020 verified as of Nov 28, 2020 at 09:25 AM

Data in this report are provisional and subject to change.

The numbers in the table below represent the number of Florida and non-Florida residents for whom test results were received by the Department of Health. A person can be tested by more than one laboratory and can have both positive and negative results. **Therefore, the sum of the numbers in each column will be larger than the total number of people tested.**

Reporting lab	Inconclusive	Negative	Positive	Percent positive	Total
SOUTH BALDWIN REGIONAL MEDICAL CENTER		81	3	4%	84
PINES OF SARASOTA GARDEN		84			84
SEA BREEZE REHAB AND NURSING CENTER		82	2	2%	84
FELLOWSHIP HOME AT THE FAIRWAY LLC		84			84
SEMINOLE COUNTY HEALTH DEPARTMENT		66	17	20%	83
SMILEY MEDICAL GROUP		57	26	31%	83
J AND G MEDICAL GROUP LLC		72	11	13%	83
MONTEFIORE MEDICAL CENTER LABORATORIES - MOSES		75	7	9%	82
THE PAVILION FOR HEALTH CARE		72	10	12%	82
PIONEER CLINICAL LAB, LLC		70	12	15%	82
KALEIDA HEALTH CENTER FOR LABORATORY		77	5	6%	82
LAB		29	53	65%	82
SURREY PLACE CARE CENTER		76	5	6%	81
Sunset Point Center		81			81
HURLBURT FIELD CLINIC		39	42	52%	81
FIRST CHOICE PEDIATRICS		73	8	10%	81
BAYA POINTE NURSING AND REHABILITATION		1	80	99%	81
UCC - WELLINGTON			81	100%	81
FAST TRACK URGENT CARE CENTER - WESTCHASE			81	100%	81
ISLAND HEALTH AND REHABILITATION CENTER		80			80
FINLAY CLINICAL LABORATORY		26	54	68%	80
PALM GARDEN OF WINTER HAVEN		66	14	18%	80
NORTH FLORIDA PEDIATRICS - MARIANNA		56	24	30%	80
HERON CLUB AT PRESTANCIA		77	2	3%	79
TREE HOUSE PEDIATRICS PLLC		75	4	5%	79
PHYSICIAN ASSOCIATES		69	10	13%	79
EDGEWATER AT WATERMAN VILLAGE		78			78
NITE LITE PEDIATRICS - JACKSONVILLE		76	2	3%	78
SARNO EXTENDED HOURS		43	35	45%	78
PROVISTA DIAGNOSTICS, INC		77	1	1%	78
VETERANS AFFAIRS MEDICAL CENTER - PALO ALTO		28	50	64%	78
CBS LABS OF TAMPA LLC		3	74	96%	77
ORANGE CITY NURSING AND REHAB		75	2	3%	77
TRUE NORTH HEALTH NAVIGATION LLC DBA DISPATCHHEALTH	1	60	16	21%	77
LIFE CARE CENTER OF WINTER HAVEN		65	12	16%	77
REGENTS PARK AT AVENTURA		75	1	1%	76
AFC URGENT CARE SEMINOLE			76	100%	76
DYNAMIC MEDICAL USA			76	100%	76
ADVENT HEALTH CENTRA CARE - CITRUS PARK		8	68	89%	76
UNIVERSITY HEALTH SYSTEM INC		68	7	9%	75
ST CATHERINE'S WEST REHABILITATION HOSPITAL		75			75
CAREMOUNT MEDICAL - PATHOLOGY		72	2	3%	74
EXOSOME DIAGNOSTICS		70	4	5%	74
HOLY CROSS HOSPITAL		1	73	99%	74
SOLARIS HEALTHCARE OSCEOLA		72	2	3%	74
WINDSOR REFLECTIONS		74			74

# COVID-19: testing by laboratory

Data through Nov 27, 2020 verified as of Nov 28, 2020 at 09:25 AM

Data in this report are provisional and subject to change.

The numbers in the table below represent the number of Florida and non-Florida residents for whom test results were received by the Department of Health. A person can be tested by more than one laboratory and can have both positive and negative results. **Therefore, the sum of the numbers in each column will be larger than the total number of people tested.**

Reporting lab	Inconclusive	Negative	Positive	Percent positive	Total
NOAH CLINICAL LABORATORY		63	11	15%	74
FAST TRACK URGENT CARE CENTER - SOUTH TAMPA			74	100%	74
ST MARK ASSISTED LIVING CENTER	1	62	11	15%	74
OAKS OF KISSIMMEE HEALTH AND REHABILITATION CENTER		74			74
BOSTON RED SOX CLUB LP		74			74
MEDFAST URGENT CARE - EDGEWATER		2	71	97%	73
SCOTT LAKE HEALTH AND REHABILITATION CENTER		71	2	3%	73
SABAL DIRECT PRIMARY CARE, PA		69	4	5%	73
FLORIDA COMMUNITY HEALTH CENTER		68	5	7%	73
CONSULATE HEALTH CARE - LAKE MARY		72	1	1%	73
WHITE PLAINS HOSPITAL CENTER LAB		72			72
HEALTH CARE DISTRICT OF PALM BEACH COUNTY MAIN OFFICE	1	9	62	86%	72
ADVANCED LAB		67	4	6%	71
CONSULATE HEALTH CARE OF SARASOTA		71			71
Madison Health and Rehabilitation Center		41	30	42%	71
AMMON LABS		61	10	14%	71
PEDIATRICS OF GREATER ORLANDO		64	7	10%	71
COMMUNITY HEALTH CENTERS OF PINELLAS INC		1	69	99%	70
THE PALACE NURSING AND REHABILITATION CENTER		70			70
QPS, LLC		69	1	1%	70
NORTHEAST FLORIDA NEUROLOGY CLINICS, INC		64	6	9%	70
Highlands Regional Hospital		63	7	10%	70
NSPIRE HEALTHCARE TAMARAC		69	1	1%	70
TRENTON MEDICAL CENTER INC DBA PALMS MEDICAL GROUP	2	57	11	16%	70
MV MEDICAL PRACTICE DBA PRIMARY URGENT CARE		68	2	3%	70
SUNCOAST COMMUNITY HEALTH CENTERS PEDIATRICS		21	49	70%	70
HIGHLANDS MEDICAL CENTER		68	2	3%	70
SIMED LABORATORY		57	12	17%	69
SOLARIS HEALTHCARE IMPERIAL		68	1	1%	69
ADVENT HEALTH CENTRA CARE - ORANGE CITY		4	65	94%	69
BROWARD HEALTH MEDICAL CENTER		3	66	96%	69
VIERA HOSPITAL			69	100%	69
HERITAGE HEALTHCARE AND REHABILITATION CENTER		69			69
FIRST CHOICE PEDIATRICS SEMORAN		65	4	6%	69
MAGNOLIA DIAGNOSTIC		1	68	99%	69
John Knox Village of Florida ALF		68			68
Timberridge Center for Rehabilitation and Healing		47	21	31%	68
SARAPATH DIAGNOSTICS			68	100%	68
ADVENT HEALTH - ORLANDO		59	9	13%	68
MEYER PEDIATRICS		59	9	13%	68
FHMG FLORIDA HOSPITAL MEDICAL GROUP		55	13	19%	68
CATHOLIC HEALTH SYSTEM DEPT LABORATORY		66	1	1%	67
ADVENT HEALTH CENTRA CARE - WINTER HAVEN		29	38	57%	67
KEYS MEDICAL GROUP			67	100%	67
NOMIHEALTH LAB SERVICES		4	63	94%	67
RDV SPORTSPLEX PEDIATRICS		53	14	21%	67

# COVID-19: testing by laboratory

Data through Nov 27, 2020 verified as of Nov 28, 2020 at 09:25 AM

Data in this report are provisional and subject to change.

The numbers in the table below represent the number of Florida and non-Florida residents for whom test results were received by the Department of Health. A person can be tested by more than one laboratory and can have both positive and negative results. **Therefore, the sum of the numbers in each column will be larger than the total number of people tested.**

Reporting lab	Inconclusive	Negative	Positive	Percent positive	Total
AEL- MEMPHIS		17	50	75%	67
TREASURE COAST MEDICAL ASSOCIATES		1	65	98%	66
RIVERS FAMILY MEDICINE PA		59	6	9%	65
MANOR CARE OF NAPLES FL LLC		65			65
DIAGNOSTIC LABORATORY OF OKLAHOMA		54	11	17%	65
SOLARIS HEALTHCARE LAKE CITY		36	29	45%	65
MEDEX MEDICAL EXPRESS OF PALATKA			65	100%	65
HIALEAH SHORES NURSING AND REHAB CENTER		62	2	3%	64
HAVEN OF OUR LADY OF PEACE		64			64
OAKHURST CENTER		64			64
Solaris Healthcare Coconut Creek		63	1	2%	64
SOUTH BALDWIN MEDICAL CENTER GULF SHORES		54	10	16%	64
VILLAS OF HOLLY BROOK - BRADENTON 14TH		64			64
SOUTH GEORGIA MEDICAL CENTER		48	15	24%	63
SIGNATURE HEALTHCARE OF PORT CHARLOTTE		63			63
HEALTH FIRST - PALM BAY HOSPITAL		2	61	97%	63
PLANTATION GENERAL HOSPITAL CLINICAL LAB		26	37	59%	63
APC PEDIATRICS AT RYE ROAD MEDICAL PARK		63			63
ADVENT HEALTH CENTRA CARE - WINTER GARDEN		11	52	83%	63
EVENT MED SERVICES LABORATORY		63			63
OUT OF STATE		40	23	37%	63
EISENHOWER ARMY MEDICAL CENTER		59	4	6%	63
STONY BROOK UNIVERSITY MEDICAL CENTER		57	6	10%	63
MD 365 MEDICAL CARE		62	1	2%	63
BUFFALO CROSSING HEALTHCARE & REHABILITATION CTR		63			63
PROJECT HEALTH, INC SUMTERVILLE		53	9	15%	62
WATERMARK LAKE POINTE WOODS LLC		62			62
WADSWORTH HEALTH CENTER		59	3	5%	62
PROMEDICA LABORATORIES		18	44	71%	62
RIDGEWOOD DIAGNOSTIC LABORATORY		60	2	3%	62
AMELIA MEDICAL CARE		2	59	97%	61
EMERALD COAST HOSPICE		60	1	2%	61
CL BRUMBACK PRIMARY CARE CLINICS		16	45	74%	61
BROWARD HEALTH CORAL SPRINGS EPIDEMIOLOGY DEPT			61	100%	61
NEMOURS CHILDREN'S PRIMARY CARE		51	10	16%	61
ADVENTHEALTH MEDICAL GROUP PROMPT CARE		50	10	17%	60
FAST TRACK URGENT CARE CENTER - BRANDON			60	100%	60
EXACT SCIENCES LABORATORIES, LLC		15	45	75%	60
SEASIDE HEALTH AND REHABILITATION CENTER		5	55	92%	60
YOUR FAMILY WALK-IN CLINIC			60	100%	60
LAB PLUS, LLC AT SAINT THOMAS WEST HOSPITAL		45	14	24%	59
LABFIRST - DEPARTMENT OF PATHOLOGY		58	1	2%	59
JACKSONVILLE NURSING AND REHAB CENTER		59			59
ADVENT HEALTH CENTRA CARE - KISSIMMEE		25	34	58%	59
GRANDE, THE		59			59
THE CANOPY AT BERRYHILL		58			58

# COVID-19: testing by laboratory

Data through Nov 27, 2020 verified as of Nov 28, 2020 at 09:25 AM

Data in this report are provisional and subject to change.

The numbers in the table below represent the number of Florida and non-Florida residents for whom test results were received by the Department of Health. A person can be tested by more than one laboratory and can have both positive and negative results. **Therefore, the sum of the numbers in each column will be larger than the total number of people tested.**

Reporting lab	Inconclusive	Negative	Positive	Percent positive	Total
INTERNAL LAB		50	8	14%	58
WELLSNOW URGENT CARE PC		58			58
BOCA GRANDE HEALTH CLINIC		55	3	5%	58
HUNTSVILLE HOSPITAL LABORATORY		43	15	26%	58
ERIE COUNTY MEDICAL CTR CLINICAL LABS		57	1	2%	58
DELTONA HEALTH CARE		44	13	23%	57
ADVENT HEALTH CENTRA CARE - POINCIANA		19	38	67%	57
MILLENNIUM PHYSICIANS GROUP		1	56	98%	57
STONY BROOK SOUTHAMPTON		56	1	2%	57
JACKSONVILLE KIDS PEDIATRICS, PLLC		50	7	12%	57
ASSOCIATED CLINICAL LABORATORIES		55	2	4%	57
SOLARIS HEALTHCARE DAYTONA		57			57
AMERICAN FAMILY MEDICAL		48	9	16%	57
EAST ALABAMA MEDICAL CENTER LABORATORY		48	8	14%	56
THE WELLNESS CENTER AT LAKEWOOD RANCH			56	100%	56
CENTRAL BALDWIN IMMEDIATE CARE & FAMILY PRACTICE		43	13	23%	56
LAKE VIEW CARE CENTER AT DELRAY		55	1	2%	56
ANCIENT CITY PEDIATRICS		56			56
AMBULATORY SURGERY CENTER OF BOCA RATON LTD		56			56
CLYDE E LASSEN STATE VETERANS NURSING HOME		54	2	4%	56
FLORIDA HEALTH CARE PLAN INC		2	54	96%	56
EPN URGENT CARE			56	100%	56
QUICK CARE MED PL CR		52	3	5%	55
ISLAND COAST PEDIATRICS		54	1	2%	55
PINELLAS CARE CENTER		39	16	29%	55
NORTH PORT REHABILITATION AND NURSING CENTER		54	1	2%	55
JOSEPH L MORSE GERIATRIC CENTER	2	52	1	2%	55
MINUTECLINIC DIAGNOSTIC OF SOUTH CAROLINA, LLC		50	5	9%	55
FIRST CHOICE PRIMARY CARE		43	12	22%	55
FLOMEDILAB		19	36	65%	55
ST VINCENT'S BIRMINGHAM		53	2	4%	55
SONATA HUNTERS CREEK		47	8	15%	55
FINLAY CLINICAL LABORATORY INC		28	27	49%	55
TIFFANY HALL NURSING AND REHAB		44	10	19%	54
CLERMONT HEALTH AND REHAB		40	14	26%	54
F&T MEDICAL RESEARCH, INC		54			54
CITRUS MEMORIAL HEALTH SYSTEM LAB		2	52	96%	54
UNITED LABORATORY SERVICES CORPORATION		38	16	30%	54
MILLER BIOCONNECT		43	11	20%	54
SARASOTA CO. HEALTH DEPT # 58		40	14	26%	54
LIFE BRITE		53	1	2%	54
ADVENTHEALTH CENTRA CARE		49	5	9%	54
MIAMI BEACH COMMUNITY HEALTH CENTER			53	100%	53
PHYSICIANS PRIMARY CARE LAB		38	15	28%	53
VILLAGE DOCTORS OF KEYSTONE		44	9	17%	53
BENTON HOUSE AT OAKLEAF		51	2	4%	53

# COVID-19: testing by laboratory

Data through Nov 27, 2020 verified as of Nov 28, 2020 at 09:25 AM

Data in this report are provisional and subject to change.

The numbers in the table below represent the number of Florida and non-Florida residents for whom test results were received by the Department of Health. A person can be tested by more than one laboratory and can have both positive and negative results. **Therefore, the sum of the numbers in each column will be larger than the total number of people tested.**

Reporting lab	Inconclusive	Negative	Positive	Percent positive	Total
Advent health care center Celebration		51	2	4%	53
ADVENT HEALTH		49	3	6%	52
NATIONS BEST FAMILY HEALTH CARE		21	31	60%	52
ASCENSION SACRED HEART BAY LABORATORY		49	3	6%	52
CENTRA CARE - CONWAY		20	32	62%	52
HEARTLAND PEDIATRICS OF LAKE WALES		48	4	8%	52
PHYSICIAN PARTNERS PERRY		34	18	35%	52
MD LABS		30	22	42%	52
FAST TRACK URGENT CARE CENTER - WESLEY CHAPEL			52	100%	52
NEW YORK CITY DEPARTMENT OF HEALTH & MENTAL		48	4	8%	52
PARKSIDE INN		52			52
DBI HEALTH INC		50	2	4%	52
DIGNITY HEALING, LLC		51	1	2%	52
GENPATH			51	100%	51
ADVENTHEALTH EXPRESS CARE		13	38	75%	51
DR G'S URGENT CARE		45	6	12%	51
WIREGRASS DIRECT PRIMARY CARE PLLC□		45	6	12%	51
DOCTORS MEMORIAL HOSPITAL		21	30	59%	51
WASHINGTON REHABILITATION AND NURSING CENTER		51			51
CONEY ISLAND HOSPITAL		50	1	2%	51
ADVENT HEALTH - PALM HARBOR ER		38	13	25%	51
SERANADES BY SONATA WEST ORANGE		48	3	6%	51
NXGEN MDX		19	31	62%	50
LASER & SURGERY CENTER OF THE PALM BEACHES□		50			50
USF HEALTH MORSANI CENTER		5	45	90%	50
KORGENE LAB		18	32	64%	50
GATEWAY CARE CENTER		50			50
BAY TREE CARE AND REHABILITATION CENTER		49			49
SOLARIS SENIOR LIVING NORTH NAPLES		48	1	2%	49
LUIS A GHIGLINO MD PA		49			49
USF		1	48	98%	49
EMBRY RIDDLE AERONAUTICAL UNIVERSITY HEALTH SERVICES			49	100%	49
AFC URGENT CARE TYRONE			49	100%	49
DAIRY ROAD URGENT CARE		22	27	55%	49
AVECINA MOBILE		43	6	12%	49
MIAMI SHORES NURSING & REHAB		49			49
SUNCOAST OPTIMAL WELLNESS		4	45	92%	49
GULFVIEW MEDICAL INSTITUTE		49			49
GV NAPLES OPCO, LLC		49			49
CSL PLASMA		18	31	63%	49
EAGLES WATCH CLUSTER		40	9	18%	49
LOOP PEDIATRICS PA		46	2	4%	48
KETAMINE HEALTH CENTERS LLC		44	4	8%	48
BIODESIX, INC.		39	9	19%	48
NITE LITE PEDIATRICS - PORT ST. LUCIE		42	6	13%	48
BAY CENTER HURRICANE SHELTER		48			48

# COVID-19: testing by laboratory

Data through Nov 27, 2020 verified as of Nov 28, 2020 at 09:25 AM

Data in this report are provisional and subject to change.

The numbers in the table below represent the number of Florida and non-Florida residents for whom test results were received by the Department of Health. A person can be tested by more than one laboratory and can have both positive and negative results. **Therefore, the sum of the numbers in each column will be larger than the total number of people tested.**

Reporting lab	Inconclusive	Negative	Positive	Percent positive	Total
PALMS MEDICAL GROUP HIGH SPRINGS		42	6	13%	48
AFC PHYSICIANS OF FLORIDA		37	11	23%	48
DE LUNA HEALTH AND REHABILITATION CENTER		48			48
BIOIQ			48	100%	48
CENTERSTONE OF FLORIDA		44	3	6%	47
AMERICA'S PHARMACY LLC		42	5	11%	47
EAST LAKE PEDIATRICS PA		44	3	6%	47
INTERLAB		1	46	98%	47
ATRIUM AT LIBERTY PARK		46	1	2%	47
ALLIANCE PEDIATRICS		24	23	49%	47
BLUE MED CONSULTANTS		45	1	2%	46
TUSCAN GARDENS OF PALM COAST		45	1	2%	46
ST. CLOUD MEDICAL GROUP		46			46
H LEE MOFFITT CANCER CENTER MICRO		46			46
VETERANS AFFAIRS MEDICAL CENTER - GULF COAST		27	19	41%	46
EAST MANATEE FAMILY	1	1	44	96%	46
MOBILE PHYSICIAN SERVICES INC		46			46
PREMIER PLACE HEALTHCARE AT THE GLENVIEW		46			46
ADVENT HEALTH CENTRA CARE - EAST ORLANDO		20	26	57%	46
TRINITY AL SENIOR HOUSING LLC		44	2	4%	46
ADVENT HEALTH - PALM COAST			46	100%	46
DOUGLAS T JACOBSON STATE VETERANS HOME		46			46
MEDFAST URGENT CARE CENTERS LLC			46	100%	46
SOFT CELL LABORATORIES		44	2	4%	46
ADVENTHEALTH MEDICAL GROUP FAMILY MEDICINE AT		38	7	16%	45
BOND URGENT CARE LLC		33	12	27%	45
24/7 PEDIATRIC CARE CENTERS INC		43	2	4%	45
UNIVERSITY OF CENTRAL FLORIDA HEALTH SERVICES		45			45
WILSON MEMORIAL REGIONAL MEDICAL CENTER		44	1	2%	45
NO FLORIDA PEDIATRICS, PA		44	1	2%	45
PRIMARY CARE SOUTH INC			45	100%	45
CHILDREN'S HOSPITAL OF ALABAMA		44	1	2%	45
SOUTHPORT SQUARE HARBOUR HEALTH		45			45
POINTE, THE		44	1	2%	45
URGENT CARE TCMA			45	100%	45
MED EXPRESS		1	44	98%	45
ST FRANCIS HOSPITAL		39	6	13%	45
PEDIATRICS OF CENTRAL FLORIDA - SAINT CLOUD	2	40	2	5%	44
ALLIANCE OF PHYSICIANS AGAINST COVID-19			44	100%	44
SUN COUNTRY PEDIATRICS PLLC	1	40	3	7%	44
NORTH SHORE UNIVERSITY HOSPITAL LABORATORY		41	3	7%	44
QUEENS HOSPITAL CENTER		43	1	2%	44
VISITING PHYSICIANS ASSOCIATION		40	4	9%	44
MOOSEHAVEN LIFE CARE CENTER		44			44
SPRING HILL HEALTH AND REHABILITATION CENTER		33	11	25%	44
HUNTINGTON HOSPITAL LABORATORY		42	1	2%	43

# COVID-19: testing by laboratory

Data through Nov 27, 2020 verified as of Nov 28, 2020 at 09:25 AM

Data in this report are provisional and subject to change.

The numbers in the table below represent the number of Florida and non-Florida residents for whom test results were received by the Department of Health. A person can be tested by more than one laboratory and can have both positive and negative results. **Therefore, the sum of the numbers in each column will be larger than the total number of people tested.**

Reporting lab	Inconclusive	Negative	Positive	Percent positive	Total
BRANCH MEDICAL CLINIC			43	100%	43
VILLAGE PLACE NH LLC		30	13	30%	43
BROAD INSTITUTE CLINICAL SEQUENCING RESEARCH PLATFORM	1	38	4	9%	43
GOLD CHOICE SENIOR COMMUNITIES		26	17	40%	43
GENEDX		32	11	26%	43
ADVENT HEALTH - LAKE MARY		35	8	19%	43
SANDY RIDGE CENTER FOR REHABILITATION AND HEALING		42	1	2%	43
CYPRESS COVE CARE CENTER		8	35	81%	43
HOBDAIRI FAMILY HEALTH LLC		30	12	29%	42
SUNY UPSTATE MEDICAL UNIVERSITY		38	4	10%	42
ARCPPOINTS LABS		37	5	12%	42
ALLEGRO		42			42
FHMG LAKE MARY PEDS		39	3	7%	42
QUOTIENT SCIENCES			42	100%	42
MD 365 MEDICAL CARE PLLC		42			42
ASCENSION MEDICAL GROUP			42	100%	42
HEALTH FIRST - CAPE CANAVERAL HOSPITAL			42	100%	42
LENOX HILL HOSPITAL		37	4	10%	41
PEDIATRICS OF CENTRAL FLORIDA KISSI		33	8	20%	41
LAKESIDE NEUROLOGIC		37	4	10%	41
MIDWAY PRIMARY CARE, LLC		41			41
ST CLOUD REGIONAL MEDICAL CENTER CLINICAL LAB		21	20	49%	41
TROY REGIONAL MEDICAL CENTER		33	8	20%	41
ADVENT HEALTH - MOUNT DORA		6	35	85%	41
FLORIDA HOSPITAL NEW SMYRNA		4	37	90%	41
CLEVELAND CLINIC FOUNDATION		11	29	73%	40
Glades West Rehabilitation and Nursing Center		40			40
ORLANDO HEALTH AND REHAB CENTER		5	35	88%	40
ARBOR TRAIL		39	1	3%	40
DAYSRING SENIOR LIVING LLC		40			40
PRIDE DIAGNOSTICS		24	16	40%	40
Solaris Healthcare Lake Bennet		35	5	13%	40
CHILDRENS MEDICAL ASSOCIATION		32	8	20%	40
MEMORY CARE OF NAPLES		39			39
RDX BIOSCIENCE			39	100%	39
FLAGLER COUNTY HEALTH DEPARTMENT		35	4	10%	39
Concordia Village of Tampa AL		39			39
BAPTIST MEDICAL CENTER SOUTH		29	10	26%	39
ARBOR GLEN AT ARBOR TRACE		39			39
NORTH FLORIDA PEDIATRICS PA - DUVAL		38	1	3%	39
PEDIATRIC CARE CENTER- JACKSONVILLE BEACH		11	28	72%	39
CLINICAL RESEARCH SEQUENCING PLATFORM		8	31	79%	39
CRONOS CLINICAL LABORATORY		38	1	3%	39
Heartland Healthcare of Ft. Myers		39			39
CHILDREN MED CARE INC		37	2	5%	39
INDIGO MANOR		12	26	68%	38

# COVID-19: testing by laboratory

Data through Nov 27, 2020 verified as of Nov 28, 2020 at 09:25 AM

Data in this report are provisional and subject to change.

The numbers in the table below represent the number of Florida and non-Florida residents for whom test results were received by the Department of Health. A person can be tested by more than one laboratory and can have both positive and negative results. **Therefore, the sum of the numbers in each column will be larger than the total number of people tested.**

Reporting lab	Inconclusive	Negative	Positive	Percent positive	Total
FIRST CHOICE URGENT CARE		10	28	74%	38
POPLAR HEALTHCARE PLLC	1	11	26	68%	38
BAY COUNTY JAIL ANNEX		33	5	13%	38
Cross Landings Health and Rehabilitation		38			38
VITAS HEALTHCARE CORP OF CENTRAL FL		38			38
CAPITAL REGIONAL MEDICAL CENTER		2	36	95%	38
SMA LAB		6	32	84%	38
MEDEXPRESS URGENT CARE - GOLDEN GATE		3	35	92%	38
HOMEWOOD RESIDENCE AT FREEDOM PLAZA		37	1	3%	38
RAINBOW PEDIATRICS PC LLC / BREAKFAST POINT		38			38
Courtyards of Orlando Care Center		38			38
WINTER GARDEN REHAB AND NURSING CENTER		38			38
KENDALL REGIONAL MEDICAL CENTER LAB	3		35	92%	38
ADVENT HEALTH - LAKE NONA		33	4	11%	37
PRECISION HEALTH SOLUTIONS LAB		9	28	76%	37
BOULEVARD REHABILITATION CENTER		24	13	35%	37
LECONTE MEDICAL CENTER LAB		29	8	22%	37
HARBORCHASE OF VERO BEACH		34	3	8%	37
UNIVERSITY OF ALABAMA		34	3	8%	37
ONE MILO		37			37
TGH URGENT CARE - SEMINOLE			37	100%	37
PALMS EDGE		37			37
WINDSOR OAKS		37			37
PONCE THERAPY CARE CENTER		33	4	11%	37
FLORIDA MEDICAL CLINIC PA		34	2	6%	36
BRONX LEBANON HOSPITAL-MEDICAL CENTER		35	1	3%	36
Crystal Health & Rehab Center		36			36
WESLEY HAVEN VILLA		36			36
FAMILY EXTENDED CARE OF WINTER HAVEN		36			36
BVL/LITTLE ANGEL PEDIATRICS		36			36
NEW YORK PRESBYTERIAN - QUEENS DIAGNOSTIC		35	1	3%	36
SOUTHEAST ALABAMA MEDICAL CENTER			36	100%	36
MOLECULAR TESTING LABS		3	33	92%	36
RITECARE MED CTR H			36	100%	36
REGENTS PARK OF BOCA RATON		34	1	3%	35
BAYSHORE PATHOLOGY		34	1	3%	35
P23 LABS		35			35
MICRO PATH LABORATORIES INC		35			35
Guardian Care Nursing and Rehabilitation Center		35			35
BORLAND GROOVER CLINIC	1	27	7	20%	35
FHMG_CTR FOR SENIOR HEALTH		30	5	14%	35
NEXT MOLECULAR ANALYTICS		5	30	86%	35
EAST NEW YORK DIAGNOSTIC AND TREATMENT		34	1	3%	35
ADVANCED AMBULATORY SURGERY CENTER		35			35
ADVENT HEALTH - FISH MEMORIAL		2	33	94%	35
CRAIG BERGER MD PL D/B/A BAY AREA EYE INSTITUTE		35			35



# COVID-19: testing by laboratory

Data through Nov 27, 2020 verified as of Nov 28, 2020 at 09:25 AM

Data in this report are provisional and subject to change.

The numbers in the table below represent the number of Florida and non-Florida residents for whom test results were received by the Department of Health. A person can be tested by more than one laboratory and can have both positive and negative results. **Therefore, the sum of the numbers in each column will be larger than the total number of people tested.**

Reporting lab	Inconclusive	Negative	Positive	Percent positive	Total
MEDICAL CENTER CLINIC-IMMEDIATE CARE		32	3	9%	35
BioReference Laboratories, Inc		6	29	83%	35
J FRANK AVEY MD		25	10	29%	35
IRL		4	31	89%	35
IQBAL A FARUQUI MD		28	7	20%	35
CENTRA CARE – APOPKA			35	100%	35
DAYSRING SENIOR LIVING		35			35
LAKELAND REGIONAL HEALTH LAKE MIRIAM		3	32	91%	35
ROCHESTER GENERAL HOSPITAL LABORATORY		34	1	3%	35
PALMETTO FAMILY HEALTHCARE		8	26	76%	34
DOH-WEST PALM BEACH BRANCH LABORATORY		2	32	94%	34
PROMPT CARE OF CENTRAL FLORIDA			34	100%	34
ALTAMONTE PEDIATRIC ASSOCIATES		30	4	12%	34
ADVENT HEALTH CENTRA CARE - HUNTERS CREEK		2	32	94%	34
EXPERTUS LABORATORIES INC		13	21	62%	34
ORLANDO HEALTH CENTER FOR REHABILITATION		33			33
PINNACLES PEDS CARE PA		33			33
ACCURATE DIAGNOSTIC LAB		32	1	3%	33
PEDIATRICS IN BREVARD PA		26	7	21%	33
AFC URGENT CARE CLEARWATER		2	31	94%	33
A COUNTRY PLACE ASSISTED LIVING FACILITY		33			33
AHSE ROP		32	1	3%	33
SARATOGA HOSPITAL LABORATORY		31	2	6%	33
HEALTH PARK CARE CENTER		33			33
AYERS NURSING AND REHABILITATION CENTER		33			33
HOLZER HEALTH CENTER			32	100%	32
Q ANSWER LAB	1	4	27	84%	32
S-H THIRTY-FIVE OPCO- PORT ST LUCIE, LLC	1	31			32
ST AUGUSTINE PEDIATRIC ASSOC		30	2	6%	32
WESTMINSTER ST AUGUSTINE		32			32
JUPITER MEDICAL CENTER URGENT CARE			32	100%	32
AFC URGENT CARE FAMILY CARE			32	100%	32
BOND CLINIC		3	29	91%	32
ST. MARYS MEDICAL CENTER		1	31	97%	32
RASHDA ALBIBI M.D. P.A.		30	2	6%	32
BENTON HOUSE OF ST. JOHNS		32			32
STEINHATCHEE FAMILY MEDICAL CENTER		28	4	13%	32
GRAND OAKS OF JENSEN BEACH LLC		31			31
PHYSICIAN ASSOCIATES LLC		26	5	16%	31
LOURDES HOSPITAL INC		29	2	6%	31
Solaris Senior Living North Naples ALF		29	2	6%	31
VILLA MARIA WEST SKILLED NURSING FACILITY		31			31
CRUCIAL CARE EMERGENCY MEDICINE DOCTORS		25	6	19%	31
PRMG - EAST NAPLES		23	8	26%	31
DISCOVERY COMMONS AT BRADENTON		31			31
WASHINGTON HEIGHTS NYC LAB		30	1	3%	31

# COVID-19: testing by laboratory

Data through Nov 27, 2020 verified as of Nov 28, 2020 at 09:25 AM

Data in this report are provisional and subject to change.

The numbers in the table below represent the number of Florida and non-Florida residents for whom test results were received by the Department of Health. A person can be tested by more than one laboratory and can have both positive and negative results. **Therefore, the sum of the numbers in each column will be larger than the total number of people tested.**

Reporting lab	Inconclusive	Negative	Positive	Percent positive	Total
MOLECULAR DIAGNOSTICS		1	30	97%	31
DOH		17	14	45%	31
FLORIDA HEALTH CARE		4	27	87%	31
EXPRESS URGENT CARE LLC		1	30	97%	31
BAYFRONT MEDICAL		23	7	23%	30
ADVENT HEALTH CENTRA CARE - SOUTH ORANGE		17	13	43%	30
BOND CLINIC PA		2	28	93%	30
PHOSPHORUS DIAGNOSTICS		27	3	10%	30
HERITAGE WATERSIDE		27	3	10%	30
AMEERAH LABS			30	100%	30
PATRIOT MEDICAL LABORATORIES		29	1	3%	30
CHIPOLA MEDICAL ASSOCIATES, LLC		20	10	33%	30
PALM BAY URGENT CARE		5	25	83%	30
REGENCY PARK ASSISTED LIVING FACILITY		29	1	3%	30
WELL HEALTH WORKS		28	1	3%	29
PLYMOUTH HOME FOR ADULTS, INC.	7	21	1	3%	29
AVON PARK PEDIATRICS INC		27	2	7%	29
CORAL GABLES NURSING & REHABILITATION CENTER		24	5	17%	29
WUESTHOFF MEMORIAL HOSPITAL			29	100%	29
FOUNTAIN INN NURSING & REHABILITATION CTR, INC		29			29
TGH URGENT CARE - TYRONE		1	28	97%	29
REDI-MED WALK-IN FAMILY CARE			29	100%	29
BIOFIRE		7	22	76%	29
PATRICK AIR FORCE BASE		1	28	97%	29
FLORIDA HOSPITAL		21	8	28%	29
WESTWOOD NURSING AND REHABILITATION		28	1	3%	29
PEDIATRIC SPECIALISTS MEDICAL GROUP	1	27	1	3%	29
P4CLINICAL	3	2	24	83%	29
NEOGENOMICS LABORATORIES INC		29			29
CHILDRENS MEDICAL ASSOCIATION PA		19	10	34%	29
MINUTECLINIC DIAGNOSTIC OF RHODE ISLAND, LLC #1544		28	1	3%	29
LabCorp L#09258130 M#09258125		12	17	59%	29
SANFORD MOBILE LAB PGA TOUR		27	1	4%	28
VETERANS HOME			28	100%	28
MEDICAL CONSULTANTS OF FLORIDA LLC		27	1	4%	28
ISLAND URGENT CARE PLLC DBA AFC URGENT CARE		27	1	4%	28
ADVENT HEALTH - ALTAMONTE SPRINGS		23	5	18%	28
ESCAMBIA COUNTY JAIL		16	12	43%	28
IPSUM DIAGNOSTICS			28	100%	28
ECOLAB GROUP		4	24	86%	28
PALM RIVER COMMUNITY HEALTH CENTER		24	4	14%	28
TRADITIONAL HOME CARE INC		28			28
HENDRY REGIONAL MEDICAL CENTER CLINICAL LABORATORY		27	1	4%	28
QUICK CARE MED		21	7	25%	28
FLORIDA DEPARTMENT OF HEALTH CLAY COUNTY		1	27	96%	28
BAY EDUCATORS WELLNESS CENTER		16	12	43%	28

# COVID-19: testing by laboratory

Data through Nov 27, 2020 verified as of Nov 28, 2020 at 09:25 AM

Data in this report are provisional and subject to change.

The numbers in the table below represent the number of Florida and non-Florida residents for whom test results were received by the Department of Health. A person can be tested by more than one laboratory and can have both positive and negative results. **Therefore, the sum of the numbers in each column will be larger than the total number of people tested.**

Reporting lab	Inconclusive	Negative	Positive	Percent positive	Total
QHC UPSTATE MEDICAL PC		24	4	14%	28
ADVENT HEALTH - LAKE WALES		20	8	29%	28
BALMORAL TENANT SERVICES INC		28			28
ELLENTON PEDIATRICS PA		25	3	11%	28
PALM GARDEN OF JACKSONVILLE		27	1	4%	28
COLLIER HMA PHYSICIAN MANAGEMENT LLC		23	5	18%	28
ADVENTIST HEALTH SYSTEM FLORIDA		23	5	18%	28
NAPLES PEDIATRICS INC□		27	1	4%	28
BIG BOCA SMILES LLC□		27	1	4%	28
LONGLEAF DIAGNOSTIC LABORATORIES		3	25	89%	28
ATLANTIC URGENT CARE		14	14	50%	28
MID FLORIDA PATHOLOGY LLC MOBILE UNIT #4		18	9	33%	27
COOPER FAMILY MEDICAL, PLLC		22	5	19%	27
SUNCOAST LABS			27	100%	27
CDC		17	10	37%	27
UCLA HEALTHCARE CLINICAL LABS		23	4	15%	27
OAKTREE HEALTHCARE			27	100%	27
PECONIC BAY MEDICAL CENTER LABORATORY		23	4	15%	27
LABCORP RTP		8	19	70%	27
PERSONAL PEDIATRICS		25	2	7%	27
BENTON HOUSE OF ST JOHNS		27			27
JACKSON HEALTH SYSTEM		1	26	96%	27
JACKSONVILLE UNIVERSITY		25	2	7%	27
ROSECASTLE OF ZEPHRHILLS		26	1	4%	27
GRAND ST PAUL CVS		26			26
SANTA BARBARA CARE CENTER		16	10	38%	26
PEDIATRICS BY THE SEA		26			26
ROCKLEDGE REGIONAL MEDICAL CENTER		18	8	31%	26
COLOR GENOMICS, INC.		24	2	8%	26
ADVENT HEALTH CENTRA CARE - SAND LAKE		2	24	92%	26
COMPREHENSIVE CHILDCARE		20	6	23%	26
FAST TRACK URGENT CARE CENTER - SEMINOLE			26	100%	26
THE MINIER URGENT CARE		20	6	23%	26
CANOPY ON BERRYHILL, THE		26			26
HEALTH FIRST - VIERA HOSPITAL		1	25	96%	26
CENTRAL FLORIDA HEALTHCARE GROUP LLC		25	1	4%	26
MONCRIEF ARMY HEALTH CLINIC			26	100%	26
BAY VUE NURSING AND REHABILITATION CENTER		26			26
WHITE WILSON MEDICAL IMMEDIATE CARE NICEVILLE			26	100%	26
CENTURY CENTER FOR REHABILITATION & HEALING		16	10	38%	26
LOOP PEDIATRICS		22	4	15%	26
The Grove Health and Rehabilitation		16	10	38%	26
PENSACOLA DEVELOPMENTAL CENTER		9	16	64%	25
ADVENT HEALTH CENTRA CARE - LAKE BUTLER BOULEVARD			25	100%	25
FAMILY EXTENDED CARE OF CENTRAL TAMPA		25			25
ManorCare Health Services-Palm Harbor		25			25

# COVID-19: testing by laboratory

Data through Nov 27, 2020 verified as of Nov 28, 2020 at 09:25 AM

Data in this report are provisional and subject to change.

The numbers in the table below represent the number of Florida and non-Florida residents for whom test results were received by the Department of Health. A person can be tested by more than one laboratory and can have both positive and negative results. **Therefore, the sum of the numbers in each column will be larger than the total number of people tested.**

Reporting lab	Inconclusive	Negative	Positive	Percent positive	Total
Solaris HealthCare Windermere		23	2	8%	25
WESTWOOD HEALTHCARE SNF		25			25
SANITAS		4	21	84%	25
MINNESOTA TWINS		25			25
NORTHWELL HEALTH PLAINVIEW HOSPITAL LABORATORY		22	3	12%	25
URGENT CARE & WELLNESS CENTER		3	22	88%	25
SONNIS PEDIATRICS PA		25			25
STUART URGENT CARE			25	100%	25
CONNECTICUT DEPARTMENT OF HEALTH		22	3	12%	25
FLORIDA DEPARTMENT OF HEALTH IN POLK COUNTY		25			25
CATHOLIC HEALTH SERVICES REGIONAL LAB		21	4	16%	25
ST. CLOUD HOSPITAL		20	5	20%	25
TGH URGENT CARE POWERED BY FAST TRACK			25	100%	25
NO FLORIDA PEDIATRICS, PA - BRADFORD		23	2	8%	25
AFC URGENT CARE		8	17	68%	25
MAINSTREET FAMILY URGENT CARE		1	24	96%	25
WESTMINSTER WOODS ON JULINGTON CREEK		22	2	8%	24
Holistic Pediatrics Group LLC		22	2	8%	24
COURTYARDS OF ORLANDO		24			24
US MEDICAL CARE, INC		21	3	13%	24
IMA MEDICAL GROUP POINCIANA		11	13	54%	24
MED ONE AT SAINT AUGUSTINE		20	4	17%	24
REDI MED LLC			24	100%	24
ROSECASTLE OF CITRUS		24			24
TRUGENX		1	23	96%	24
GRACE PEDIATRICS		18	6	25%	24
AVENTIS BIO-SERVICES CTL		24			24
WELLOW URGENT CARE		23	1	4%	24
CDR MAGUIRE - MIAMI BEACH CC MISSION 17388		2	22	92%	24
UNIPATH		17	7	29%	24
MADWAR		19	5	21%	24
LABORATORY DYNAMICS		20	4	17%	24
University Hills health and Rehabilitation		15	9	38%	24
CHARTER SENIOR LIVING OF PANAMA CITY BEACH		18	6	25%	24
FAMILY CARE PARTNERS		14	10	42%	24
MEDEXPRESS URGENT CARE - CLEWISTON			23	100%	23
PENNSYLVANIA DEPT OF HEALTH		19	4	17%	23
MARTIN ACQUISITION 1 LLC DBA		23			23
PALMS FACILITY INC		23			23
EXPRESS CARE OF BELLEVIEW		23			23
METRO KNOXVILLE HMA		20	3	13%	23
NATURE COAST MEDICAL GROUP		18	5	22%	23
UNIVERSITY HILLS HEALTH AND REHABILITATION CENTER		18	5	22%	23
HR SARASOTA OPERATOR LLC		17	6	26%	23
MINUTE CLINIC INCORPORATE		19	4	17%	23
Darcy Hall Of Life Care		23			23

# COVID-19: testing by laboratory

Data through Nov 27, 2020 verified as of Nov 28, 2020 at 09:25 AM

Data in this report are provisional and subject to change.

The numbers in the table below represent the number of Florida and non-Florida residents for whom test results were received by the Department of Health. A person can be tested by more than one laboratory and can have both positive and negative results. **Therefore, the sum of the numbers in each column will be larger than the total number of people tested.**

Reporting lab	Inconclusive	Negative	Positive	Percent positive	Total
SERENADES IN THE VILLAGES		22	1	4%	23
SENIOR HEALTH OF WINTER PARK DUNDEE		23			23
UF HEALTH NORTH JACKSONVILLE			23	100%	23
HUNT CLUB PEDIATRIC ASSOCIATES PA		22	1	4%	23
ALL FLORIDA FAMILY AND SPORTS MEDICINE		21	2	9%	23
SOLARIS HEALTHCARE MERRITT ISLAND		19	4	17%	23
ISLAND COAST PEDIATRICS PA		22	1	4%	23
PARK WEST MEDICAL CENTER		22	1	4%	23
WAVE CREST HEALTH AND REHABILITATION CENTER		23			23
EGL GENETIC DIAGNOSTICS		1	22	96%	23
VILLAGE ON THE ISLE		21	2	9%	23
THE TERRACE OF JACKSONVILLE		3	20	87%	23
UNIV OF ROCHESTER-STRONG MEMORIAL HOSP		22	1	4%	23
MEDLOGIC, LLC		3	20	87%	23
NEW SMYRNA BEACH URGENT CARE			23	100%	23
DB MD		21	2	9%	23
STATEN ISLAND UNIVERSITY HOSPITAL-POUCH		23			23
NORTH FLORIDA PEDIATRICS		22	1	4%	23
CENTRA CARE – LAKE NONA		3	20	87%	23
life Care Center of Melbourne		11	12	52%	23
FIRST CHOICE PEDIATRICS LOOP		20	2	9%	22
WUESTHOFF MEDICAL CENTER-MELBOURNE			22	100%	22
DIACARTA INC.		22			22
ACTIVE SENIOR LIVING		20	2	9%	22
BROOKDALE UNIVERSITY HOSPITAL		21	1	5%	22
MOBILE DIVISION LABORATORY		7	15	68%	22
FHMG-FLORIDA HOSPITAL MEDICAL GROUP		19	3	14%	22
HENNEPIN COUNTY MEDICAL CENTER (HCMC)		12	10	45%	22
CARDIOLOGY AND MEDICINE ASSOCIATES		18	4	18%	22
GOOD SAMARITAN CENTER		22			22
FLORIDA PEDIATRICS		6	16	73%	22
MORSELIFE MEMORY CARE RESIDENCE		21	1	5%	22
PENSACOLA PEDIATRICS - PACE		16	6	27%	22
WORKPLACE SCREENING INTELLIGENCE			22	100%	22
SUNTREE INTERNAL MEDICINE		22			22
LATE HOURS URGENT CARE		9	13	59%	22
BAPTIST HEALTH SOUTH FLORIDA - WEST BOCA URGENT CARE			22	100%	22
Sunnyside Nursing Home		22			22
PONTE VEDRA GARDENS		22			22
PHARMCO RX		14	8	36%	22
QUICK CARE MED LLC		20	1	5%	21
SOUTHERN LABORATORY		4	17	81%	21
CLINICAL PATHOLOGY LABORATORIES SOUTHEAST			21	100%	21
MADISON COUNTY MEMORIAL HOSP		12	9	43%	21
SPRINGS AT BOCA CIEGA BAY,THE		21			21
CENTRA CARE – SAND LAKE			21	100%	21

# COVID-19: testing by laboratory

Data through Nov 27, 2020 verified as of Nov 28, 2020 at 09:25 AM

Data in this report are provisional and subject to change.

The numbers in the table below represent the number of Florida and non-Florida residents for whom test results were received by the Department of Health. A person can be tested by more than one laboratory and can have both positive and negative results. **Therefore, the sum of the numbers in each column will be larger than the total number of people tested.**

Reporting lab	Inconclusive	Negative	Positive	Percent positive	Total
KEY PRIMARY CARE			21	100%	21
VASSAR BROTHERS MEDICAL CENTER LABORATORY		20	1	5%	21
BROWARD HEALTH MEDICAL CENTER CLINICAL LAB			21	100%	21
STEWART MEDICAL GROUP			21	100%	21
MINUTE CLINIC LLC #2216		20	1	5%	21
SUNQUEST		3	18	86%	21
EXCEL PEDIATRICS		10	11	52%	21
ST JUDE CHILDRENS RESEARCH HOSPITAL		21			21
MINUTECLINIC DIAGNOSTIC OF RHODE ISLAND, LLC #212		21			21
EVERLYWELL		14	7	33%	21
PULMONARY SPECIALISTS OF THE PALM BEACHES		15	6	29%	21
ADVENT HEALTH CENTRA CARE - APOPKA NORTH		10	11	52%	21
ST. ANNE'S NURSING CENTER & RESIDENCE		21			21
GENEIQ		19	2	10%	21
BOCA BIOLISTIC REFERENCE LAB			21	100%	21
NURSES HELPING HANDS INC ALF		21			21
STATE LAB		2	19	90%	21
VILLAGE PEDIATRICS LLC		17	4	19%	21
PATHGROUP			21	100%	21
CEDAR CREEK AT KINGS BAY INC		21			21
WEST VOLUSIA FAMILY AND SPORTS MEDICINE		20			20
LABORATORY ALLIANCE OF CENTRAL NEW YORK		19	1	5%	20
TAYLORVILLE FAMILY MEDICINE		15	5	25%	20
ALTERNATIVE LIVING, INC DBA TWIN CITIES PAVILION		20			20
HEARTLAND HEALTHCARE AND REHAB CENTER			20	100%	20
AMERICAN FAMILY MEDICAL LLC		15	5	25%	20
UPMC CHAUTAUQUA AT WCA LABORATORY		19	1	5%	20
INTERNATIONAL MEDICAL LABORATORY		20			20
THE CHAPPEL GROUP RESEARCH		20			20
CARENOW - DOWNTOWN NORTH GULCH		20			20
BARRY UNIVERSITY STUDENT HEALTH SERVICES		10	10	50%	20
TGH MEDICAL GROUP LABORATORY CARROLLWOOD			20	100%	20
PALM HARBOR FAMILY PRACTICE & WALK-IN		13	7	35%	20
CORAL GABLES HOSPITAL			20	100%	20
PORT CHARLOTTE REHABILITATION CENTER		18	2	10%	20
ALZHEIMERS CARE CENTER OF VIERA LTD		8	12	60%	20
INTERLACHEN PEDIATRICS PA		20			20
CL BRUMBACK PRIMARY CARE CLINIC LANTANA		2	18	90%	20
MONTEFIORE NEW ROCHELLE HOSPITAL		19	1	5%	20
LONG ISLAND JEWISH MED CTR		19	1	5%	20
FLORIDA PEDIATRIC GROUP		5	15	75%	20
Margate Health and Rehabilitation Center		19	1	5%	20
HEALTHY MINORS, LLC.		20			20
MEDICAL EXPRESS CORP		18	2	10%	20
UNIVERSITY OF NORTH FLORIDA STUDENT HEALTH		17	3	15%	20
MEDCOMP SCIENCES			20	100%	20

# COVID-19: testing by laboratory

Data through Nov 27, 2020 verified as of Nov 28, 2020 at 09:25 AM

Data in this report are provisional and subject to change.

The numbers in the table below represent the number of Florida and non-Florida residents for whom test results were received by the Department of Health. A person can be tested by more than one laboratory and can have both positive and negative results. **Therefore, the sum of the numbers in each column will be larger than the total number of people tested.**

Reporting lab	Inconclusive	Negative	Positive	Percent positive	Total
ESOTERIX GENETIC LABORATORIES		16	3	16%	19
STONE WASH CLINICAL LABORATORIES		2	17	89%	19
ARDEN COURTS OF LARGO FL, LLC		16	3	16%	19
TRADITIONAL HOME HEALTH OF PALM BEACH INC		19			19
CLINICA HISPANA			19	100%	19
BROOKDALE PALMER RANCH	1	16	2	11%	19
MED HEALTH SERVICES		18	1	5%	19
AMA MEDICAL GROUP LLC		18	1	5%	19
MEDRITE URGENT CARE		12	7	37%	19
UNION MEDICAL CARE		19			19
INTEGRATED REGIONAL LABORATORIES - LARGO			19	100%	19
BAYVIEW MEDICAL		19			19
MILLENNIUM PHYSICIAN GROUP LLC		18	1	5%	19
REDITUS LABORATORIES			19	100%	19
MEDEXPRESS URGENT CARE CORAL SPRINGS			19	100%	19
ADVENT HEALTH - LAKE MARY PEDIATRICS		12	7	37%	19
FHMG- FLORIDA HOSPITAL MEDICAL GROUP		13	6	32%	19
HEALTH CENTRAL PARK		19			19
LAB INTERMARKET FACILITY LAB		1	18	95%	19
Palms at Ponte Vedra Assisted Living and Memory Care		18	1	5%	19
HALIFAX MEDICAL CENTER-PORT ORANGE LAB		15	4	21%	19
CENTRAL FLORIDA HEALTH CARE INC		2	17	89%	19
INTERCOASTAL MEDICAL GROUP			19	100%	19
CENTRA CARE - DR. PHILLIPS		1	18	95%	19
SEVEN RIVERS REGIONAL MEDICAL CENTER		5	13	72%	18
ZON BEACHSIDE LLC		15	3	17%	18
POARCH BANC CREEK INDIANS TRIBAL HEALTH DEPARTMENT			18	100%	18
MOORINGS PARK OAKSTONE AT GREY OAKS		17	1	6%	18
ST PETER'S BENDER LABORATORY		18			18
AMERICAN HOUSE SENIOR LIVING		18			18
IMA MEDICAL GROUP		13	5	28%	18
CLERMONT ADVENTHEALTH CENTRA CARE			18	100%	18
TOTAL RENAL LABORATORIES INC		13	5	28%	18
MADISON CORE LABORATORIES		17	1	6%	18
BETHUNE-COOKMAN UNIVERSITY			18	100%	18
MINUTE CLINIC, LLC DBA MINUTECLINIC #4505		17	1	6%	18
XPRESS WELLNESS URGENT CARE			18	100%	18
CROSSWINDS HEALTH AND REHABILITATION CENTER		18			18
JAMAICA HOSPITAL MEDICAL CENTER		18			18
TPCA CLINICAL LABORATORIES		15	3	17%	18
PARAMOUNT URGENT CARE INC			18	100%	18
EC OPCO CARROLLWOOD LLC		13	5	28%	18
ADVANCED MEDICAL GROUP			18	100%	18
NIGHT LITE PEDIATRICS CENTER LLC		8	10	56%	18
FAMILY CARE PARTNERS OF NORTHEAST FLORIDA LLC		3	15	83%	18
PEDIATRICS IN BREVARD PA- ROCKLEDGE		11	6	35%	17

# COVID-19: testing by laboratory

Data through Nov 27, 2020 verified as of Nov 28, 2020 at 09:25 AM

Data in this report are provisional and subject to change.

The numbers in the table below represent the number of Florida and non-Florida residents for whom test results were received by the Department of Health. A person can be tested by more than one laboratory and can have both positive and negative results. **Therefore, the sum of the numbers in each column will be larger than the total number of people tested.**

Reporting lab	Inconclusive	Negative	Positive	Percent positive	Total
MISSION OAKS ASSISTED LIVING□		16	1	6%	17
FLORIDA DEPARTMENT OF HEALTH IN LAKE COUNTY		10	7	41%	17
MINUTECLINIC, LLC #08366		15	2	12%	17
WALK IN MEDICAL URGENT CARE		17			17
TGH URGENT CARE - RIVERVIEW			17	100%	17
Emory L Bennett State Veterans Nursing Home		16	1	6%	17
VIPEDIATRICS PLLC		16	1	6%	17
MARATHON HEALTH FOR LIFE		15	2	12%	17
GOOD SAMARITAN HOSPITAL LABORATORY		14	3	18%	17
ISLAND URGENT CARE PLLC		17			17
DAVID LAWRENCE CENTER		15	2	12%	17
LONG TERM CARE OF GULF BREEZE LLC		17			17
PHYSICIANS STAT			17	100%	17
JACKSON NORTH MEDICAL CENTER		2	15	88%	17
PEDIATRIC ASSOCIATES OF OCALA PA		15	2	12%	17
FLORIDA COMMUNITY HEALTH CENTER OF ST. LUCIE		1	16	94%	17
MAYO CLINIC JACKSONVILLE			17	100%	17
CONSOLIDATED LAB SERVICES		8	9	53%	17
UVMMC MICROBIOLOGY		16	1	6%	17
CARENOW URGENT CARE - LAKE MARY			17	100%	17
PRACTICE MANAGEMENT OF AMERICA, INC.		1	16	94%	17
SOUTHSIDE HOSPITAL NORTHWELL HEALTH LABORATORY		16	1	6%	17
TEN HEALTHCARE		2	15	88%	17
LINCOLN DIAGNOSTIC LAB		16	1	6%	17
GASTROENTEROLOGY ASSOCIATES OF PENSACOLA PA		16	1	6%	17
STEWART SEBASTIAN RIVER MEDICAL CENTER		17			17
JAMES A HALEY VETERANS HOSPITAL			17	100%	17
ASCENSION ST VINCENT'S PRIMARY CARE			17	100%	17
WEST ISLIP URGENT CARE		17			17
AZALEA TRACE PHYSICIAN SERVICES		17			17
DOCTORS MEMORIAL FAMILY PRACTICE	2	12	3	18%	17
CAREMED INTERNAL MEDICINE			17	100%	17
WEDGEWOOD HEALTHCARE CENTER		13	3	19%	16
ST ELIZABETH MEDICAL CENTER LABORATORY		15	1	6%	16
WARDE MEDICAL LABORATORY		11	5	31%	16
FLORIDA HOSPITAL LABS		7	9	56%	16
REDI-MED WALK IN FAMILY CLINIC			16	100%	16
FLORIDA MEDICAL CLINIC LLC		16			16
MILLENNIUM PHYSICIAN GRP LLC NAPLES PINE RIDGE			16	100%	16
MEDEXPRESS URGENT CARE - DELAND			16	100%	16
FAST TRACK URGENT CARE CENTER - TYRONE			16	100%	16
GRAMERCY PARK URGENT CARE		16			16
XERA MED RESEARCH			16	100%	16
ROYAL PALM SENIOR RESIDENCE		16			16
SAMANTHA WILSON CARE CENTER		16			16
MAKO MEDICAL		14	2	13%	16



# COVID-19: testing by laboratory

Data through Nov 27, 2020 verified as of Nov 28, 2020 at 09:25 AM

Data in this report are provisional and subject to change.

The numbers in the table below represent the number of Florida and non-Florida residents for whom test results were received by the Department of Health. A person can be tested by more than one laboratory and can have both positive and negative results. **Therefore, the sum of the numbers in each column will be larger than the total number of people tested.**

Reporting lab	Inconclusive	Negative	Positive	Percent positive	Total
FLORIDA HEALTH CARE DELAND			16	100%	16
THE COMMONWEALTH OF MASSACHUSETTS			16	100%	16
UNIVERSITY HOSPITAL		13	3	19%	16
WESTPAC LABS		1	15	94%	16
URGENT CARE CLINIC OF LINCOLN		14	2	13%	16
FLAGLER COLLEGE HEALTH SERVICES			16	100%	16
HEALTH CENTRAL HOSPITAL			16	100%	16
SOLARIS SENIOR LIVING VERO BEACH		16			16
PEDIATRIC HEALTH CARE ALLIANCE			16	100%	16
LEVY COUNTY DEPARTMENT OF HEALTH		15	1	6%	16
CARITHERS PEDIATRIC GROUP		9	7	44%	16
LAKEVIEW TERRACE RETIREMENT COMMUNITY		15	1	6%	16
DISCOVERY VILLAGE AT MELBOURNE		15	1	6%	16
CARESPOT		1	15	94%	16
CITRUS MEMORIAL HOSPITAL			16	100%	16
BAY PEDIATRICS PA		14	2	13%	16
PENSACOLA PEDIATRICS, PA		15	1	6%	16
INTERNAL MEDICINE ASSOCIATES & SPECIALTIES INC		15	1	6%	16
DCH REGIONAL MEDICAL CENTER LABORATORY		15	1	6%	16
HERITAGE OAKS ASSISTED LIVING & MEMORY CARE		12	4	25%	16
ALL FLORIDA FAMILY & SPORTS MEDICINE		15	1	6%	16
PREMISE HEALTH MIA			15	100%	15
BROOKWOOD BAPTIST MEDICAL CENTER		14	1	7%	15
RIVERHEAD URGENT CARE		15			15
DIATHERIX		13	2	13%	15
FLAGLER HOSPITAL INC	2		13	87%	15
ADVENT HEALTH - ZEPHYRHILLS			15	100%	15
HARMONY HEALTH OPCO, LLC		15			15
LINCOLN MEDICAL AND MENTAL HEALTH CENTER		15			15
BOND CLINIC, PA		7	8	53%	15
ADVENT HEALTH EXPRESS CARE		3	12	80%	15
EASTLAKE PEDIATRICS - TRINITY		15			15
WOODS OF MANATEE SPRINGS INC, THE		15			15
HODGES CLUSTER		2	13	87%	15
MILTON 4707		15			15
SINAI HOSPITAL OF BALTIMORE		15			15
TITUSVILLE FAMILY PRACTICE		5	10	67%	15
HOLLEY-NAVARRE MEDICAL CLINIC		5	10	67%	15
ASURANCE SCIENTIFIC LABORATORIES		15			15
SEMINOLE SPORTS AND FAMILY MEDICINE		15			15
ROCKLEDGE FAMILY HEALTH			15	100%	15
JACOBI MEDICAL CENTER		15			15
CARENOW LAKE MARY			15	100%	15
CHAUTAUQUA REHABILITATION AND NURSING CENTER		14	1	7%	15
NOVANT HEALTH		12	3	20%	15
BOZEMAN HEALTH DEACONESS HOSPITAL		12	3	20%	15

# COVID-19: testing by laboratory

Data through Nov 27, 2020 verified as of Nov 28, 2020 at 09:25 AM

Data in this report are provisional and subject to change.

The numbers in the table below represent the number of Florida and non-Florida residents for whom test results were received by the Department of Health. A person can be tested by more than one laboratory and can have both positive and negative results. **Therefore, the sum of the numbers in each column will be larger than the total number of people tested.**

Reporting lab	Inconclusive	Negative	Positive	Percent positive	Total
FARAH MEDICAL		15			15
PREDICTIVE LABORATORIES, INC		13	2	13%	15
TUKA PEDIATRICS		1	14	93%	15
STETSON UNIVERSITY STUDENT HEALTH CENTER		3	12	80%	15
ADVENT HEALTH CENTRA CARE - LAKE BUENA VISTA			15	100%	15
KEY WEST MEDICAL CENTER	1	14			15
ST CATHERINE OF SIENA HOSPITAL		14	1	7%	15
ANDALUSIA HEALTH		7	8	53%	15
ORLANDO HEALTH		2	13	87%	15
CORAL REEF NURSING & REHAB CENTER		15			15
ESTATES MEDICAL CENTER		12	3	20%	15
CHARLES CROFT MD	1	13			14
ARBOR OAKS AT TYRONE	1	13			14
WALGREEN EASTERN CO, INC		14			14
NORTH FLORIDA PEDIATRICS - JACKSONVILLE		14			14
TELEVISIT MALABAR PEDIATRICS		5	9	64%	14
Peninsula Care and Rehab		13	1	7%	14
GREEN GABLES ASSISTED LIVING FACILITY		14			14
THE CANOPY AT HARPER LAKE	1		13	93%	14
SPRINGS AT LAKE POINTE WOODS		14			14
NORTH CAROLINA DEPARTMENT OF HEALTH & HUMAN SERVICES			14	100%	14
HOLISTIX TREATMENT CENTERS		12	2	14%	14
EMERGENCY PHYSICIANS MEDICAL CENTER LLC		6	8	57%	14
MED COMP SCIENCES			14	100%	14
MANORCARE HEALTH SERVICES - VENICE		13	1	7%	14
BAPTIST PRIMARY CARE, INC		14			14
MEDEMERGE		13	1	7%	14
FELICIDAD MEDICAL CENTER			14	100%	14
SOLARIS SENIOR LIVING OF MERRITT ISLAND		14			14
LAKELAND NURSING AND REHABILITATION CENTER			14	100%	14
PINELLAS COUNTY JAIL			14	100%	14
ASTORIA HEALTH AND REHABILITATION CENTER		13	1	7%	14
CALHOUN LIBERTY HOSPITAL			14	100%	14
KINDRED AT HOME		11	3	21%	14
NEW YORK PRESBYTERIAN - ALLEN HOSPITAL		14			14
OKEECHOBEE HEALTHCARE FACILITY			14	100%	14
POLK CHD BARTOW		13	1	7%	14
MEDICAL CENTER OF DELTONA, INC		14			14
CARE CENTERS OF NASSAU		13	1	7%	14
HEALTHFIRST ADVENT HEALTH CENTRA CARE COCOA BEACH			14	100%	14
BENTON HOUSE OF PORT ORANGE		8	6	43%	14
MAUREEN OROURKE-FUTEY			14	100%	14
CRANE CENTER		10	4	29%	14
HEARTLAND PEDIATRICS OF LAKE PLACID PA		8	6	43%	14
AFTER HOURS PEDIATRICS			14	100%	14
FAMILY CARE CENTER OF ARLINGTON		9	5	36%	14

# COVID-19: testing by laboratory

Data through Nov 27, 2020 verified as of Nov 28, 2020 at 09:25 AM

Data in this report are provisional and subject to change.

The numbers in the table below represent the number of Florida and non-Florida residents for whom test results were received by the Department of Health. A person can be tested by more than one laboratory and can have both positive and negative results. **Therefore, the sum of the numbers in each column will be larger than the total number of people tested.**

Reporting lab	Inconclusive	Negative	Positive	Percent positive	Total
SIGNATURE HEALTHCARE OF ORANGE PARK		14			14
UAH STUDENT HEALTH CENTER		9	5	36%	14
APOLLOMDX LABS		1	13	93%	14
PHYSICIANS PRIMARY CARE OF SOUTHWEST FLORIDA		9	4	31%	13
GUEST HOUSE OCALA, THE		13			13
OPIS ISLAND LAKE CENTER		13			13
NORTH CENTRAL BRONX HOSPITAL		12	1	8%	13
NIGHT LITE PEDIATRIC CENTER		8	5	38%	13
ADVANCED URGENT CARE		11	2	15%	13
IN-OFFICE LAB		12	1	8%	13
BOCA SIMON		1	12	92%	13
EPIPHANY HEALTH		7	6	46%	13
CARESPOT OF NOCATEE			13	100%	13
HARMONY CLINIC		1	12	92%	13
AURORA DIAGNOSTICS		2	11	85%	13
CLINICAL LABORATORY SERVICES			13	100%	13
CONNECTDX		3	10	77%	13
MY CLINICAL LAB INC		4	9	69%	13
UM MILLER SCHOOL OF MEDICINE			13	100%	13
FINNISH AMERICAN REST HOME-ALF		12	1	8%	13
AMMON ANALYTICAL LABORATORIES		12	1	8%	13
SRMC AVALON		9	4	31%	13
FLORIDA STATE HOSPITAL			13	100%	13
NOVANT HEALTH GOHEALTH URGENT CARE-HARRISBURG		6	7	54%	13
ST. JUDES LABORATORIES		12	1	8%	13
MIRACLE HILL NURSING & REHABILITATION CENTER INC		11	2	15%	13
FLORIDA HEALTH CARE PLANS INC		1	12	92%	13
GLEN COVE HOSPITAL		13			13
ADVENTHEALTH EXPRESSCARE		12	1	8%	13
SOUTHEAST FAMILY HEALTHCARE CENTER			13	100%	13
HUNT CLUB MEDICAL		12	1	8%	13
FLORIDA HEART & VASCULAR MULTISPECIALTY GROUP PA		11	2	15%	13
ERIC C MARSHAL MD, PC DBA MINUTECLINIC		12	1	8%	13
UNION MEDICAL CARE PLLC		13			13
LITTLE NECK URGENT CARE		13			13
PINES NURSING HOME		12	1	8%	13
CDR MAGUIRE INC	1	2	10	77%	13
VILLA OF KINGS AND QUEENS OF DELRAY		13			13
NO NAME		8	5	38%	13
ESCAMBIA COMMUNITY CLINIC		2	11	85%	13
AU HEALTH		9	4	31%	13
KINDRED HOSPITAL THE PALM BEACHES		13			13
LEESBURG PEDIATRICS		12	1	8%	13
JA POC MANUAL SUBSECTION		13			13
ADVENT HEALTH PRIMARY CARE PLUS, WINTER GARDEN		10	2	17%	12
GLEN OAKS HEALTH AND REHABILITATION CENTER			12	100%	12

# COVID-19: testing by laboratory

Data through Nov 27, 2020 verified as of Nov 28, 2020 at 09:25 AM

Data in this report are provisional and subject to change.

The numbers in the table below represent the number of Florida and non-Florida residents for whom test results were received by the Department of Health. A person can be tested by more than one laboratory and can have both positive and negative results. **Therefore, the sum of the numbers in each column will be larger than the total number of people tested.**

Reporting lab	Inconclusive	Negative	Positive	Percent positive	Total
NAPLES GREEN VILLAGE		12			12
COLORADO DEPARTMENT OF HEALTH LABORATORY SERVICES DIVISION			12	100%	12
CLEVELAND CLINIC			12	100%	12
MED PLUS FLORENCE		8	4	33%	12
PARKWEST MEDICAL CENTER		10	2	17%	12
BONIFAY NURSING AND REHABILITATION CENTER			12	100%	12
RITECARE MEDICAL CENTER			12	100%	12
MEDIPATH LLC			12	100%	12
CANTON-POTSDAM HOSPITAL LABORATORY		12			12
FLORIDA DEPT OF HEALTH		4	8	67%	12
SNH BRFL TENANT LLC		12			12
HARBOUR ISLAND PEDIATRICS		9	3	25%	12
LEON CHD		12			12
GULF COAST MEDICAL CENTER		11	1	8%	12
ADVENT HEALTH PARTIN SETTLEMENT HEALTH PARK		7	5	42%	12
VETERANS AFFAIRS MEDICAL CENTER - NEW YORK HARBOR		11	1	8%	12
HELIX DIAGNOSTICS			12	100%	12
FAWCETT MEMORIAL HOSPITAL LABORATORY			12	100%	12
FAMILY CARE CYPRESS CREEK		1	11	92%	12
NEWYORK-PRESBYTERIAN/ LAWRENCE HOSPITAL LABORATORY		11	1	8%	12
MELBOURNE FAMILY PRACTICE		11	1	8%	12
MCWHORTER SCHOOL OF PHARMACY		12			12
FLORIDA DEPARTMENT OF HEALTH IN HILLSBOROUGH COUNTY			12	100%	12
CAPE REGIONAL MEDICAL CENTER		12			12
UNIVERSITY LAB			12	100%	12
FINLAY C. LABORATORY		3	9	75%	12
VPA PC LAB		12			12
DALE MEDICAL CENTER		8	4	33%	12
AMERICAN HOUSE-BONITA SPRINGS□		12			12
HUDSON VALLEY HOSPITAL CENTER LABORATORY		11	1	8%	12
FUNGAL REFERENCE LABORATORY		12			12
REGENEXX TAMPA BAY		11	1	8%	12
MERIDIAN AT WATERWAYS, THE		10	2	17%	12
PROMEDICA LABORATORIES		11	1	8%	12
PALM BAY PEDIATRICS		1	11	92%	12
LAKE HOWELL FAMILY MEDICINE ASSOCIATES		9	3	25%	12
MI2297090CV HOLLAND-23D2189684		12			12
APPLE DIAGNOSTICS LAB		5	7	58%	12
Life Care Center of Sarasota		5	7	58%	12
AMERICAN ESOTERIC LABORATORIES			12	100%	12
NCH DOWNTOWN NAPLES HOSPITAL		1	11	92%	12
FG RAPID RESULTS		12			12
BROWARD DIALYSIS			12	100%	12
SANDY PINES		12			12
FLORIDA DEPARMENT OF HEALTH CLAY COUNTY			12	100%	12
SHELBY COUNTY HEALTH CARE CORPORATION		9	3	25%	12

# COVID-19: testing by laboratory

Data through Nov 27, 2020 verified as of Nov 28, 2020 at 09:25 AM

Data in this report are provisional and subject to change.

The numbers in the table below represent the number of Florida and non-Florida residents for whom test results were received by the Department of Health. A person can be tested by more than one laboratory and can have both positive and negative results. **Therefore, the sum of the numbers in each column will be larger than the total number of people tested.**

Reporting lab	Inconclusive	Negative	Positive	Percent positive	Total
PREMIER MEDICAL ASSOCIATES ALL FLORIDA LLC		12			12
DYNAMIC DNA LAB		1	11	92%	12
LIFE CARE OF PORT SAINT LUCIE		3	9	75%	12
CALADIUM PEDIATRICS		11	1	8%	12
GRAND VILLA OF ST PETERSBURG		11	1	8%	12
PRIMECARE OF DOTHAN-DALEVILLE CLINIC		10	2	17%	12
MEDEXPRESS URGENT CARE OF BOYNTON BEACH LLC		1	11	92%	12
PLAINVIEW URGENT CARE		11	1	8%	12
CENTRAL FLORIDA PEDIATRICS		5	7	58%	12
IREPERTOIRE_MOL_LAB		12			12
THE TERRACE OF SAINT CLOUD		9	2	18%	11
ELMCROFT OF BELLA VITA		11			11
URGENT CARE EXPRESS LLC			11	100%	11
STATEN ISLAND UNIVERSITY HOSPITAL		11			11
TOTTENVILLE CIRCLE URGENT CARE		11			11
PINES OF SARASOTA		11			11
Centre Pointe Health and Rehabilitation Center		11			11
OAK MANOR NURSING HOME		10	1	9%	11
LONG BEACH URGENT CARE		11			11
ORANGE REGIONAL MEDICAL CENTER LABORATORY		9	2	18%	11
LAKE CITY VA MEDICAL CENTER			11	100%	11
ST VINCENT'S EAST		10	1	9%	11
WINTER PARK CARE AND REHABILITATION			11	100%	11
North Lake Care Center		11			11
WALGREEN		3	8	73%	11
PALMS MEDICAL GROUP - LAKE CITY WEST		3	8	73%	11
SHELBY BAPTIST MEDICAL CENTER		6	5	45%	11
JOHNS HOPKINS CHILDREN'S HOSPITAL			11	100%	11
BULLS HEAD URGENT CARE		11			11
REGENCY SQUARE MALL - SEARS		1	10	91%	11
DISCOVERY VILLAGE AT NAPLES		11			11
INTERSCIENCE DIAGNOSTIC LABORATORY		11			11
GOOD HEARTS COVID TESTING			11	100%	11
JERICO URGENT CARE		11			11
TREASURE COAST URGENT CARE			11	100%	11
SARASOTA MEMORIAL NURSING & REHABILITATION CTR		11			11
SENIOR LIVING VII TAMPA LLC	1	5	5	45%	11
MAINSTREET FAMILY SELECT		1	10	91%	11
CHILDREN'S MEDICAL CENTER			11	100%	11
FAMILY HEALTH CENTERS OF SWF LABS		1	10	91%	11
RIVER TOWN DIAGNOSTIC LLC		1	10	91%	11
TAVARES PEDIATRICS		9	2	18%	11
BRYAN WHITFIELD MEMORIAL HOSPITAL		7	4	36%	11
HENDRY REGIONAL CORPORATE HEALTH			11	100%	11
ST JOSEPH HOSPITAL		10	1	9%	11
CARE FAST MURABELLA		7	4	36%	11

# COVID-19: testing by laboratory

Data through Nov 27, 2020 verified as of Nov 28, 2020 at 09:25 AM

Data in this report are provisional and subject to change.

The numbers in the table below represent the number of Florida and non-Florida residents for whom test results were received by the Department of Health. A person can be tested by more than one laboratory and can have both positive and negative results. **Therefore, the sum of the numbers in each column will be larger than the total number of people tested.**

Reporting lab	Inconclusive	Negative	Positive	Percent positive	Total
ISLAND DOCTORS			11	100%	11
CORE LABORATORY		1	10	91%	11
SUNCOAST URGENT CARE			11	100%	11
CLERMONT HEALTH AND REHABILITATION CENTER		11			11
HARBORCHASE OF NAPLES		11			11
BROOKLYN HOSPITAL CENTER DOWNTOWN CAMPUS		11			11
FHCP-PORT ORANGE		3	8	73%	11
SPEARHEAD MEDICAL			11	100%	11
TROPICANA		5	6	55%	11
MASSACHUSETTS GENERAL HOSPITAL		1	10	91%	11
FORT SANDERS REGIONAL LABORATORY		11			11
BAPTIST MEDICAL CENTER EAST		9	2	18%	11
MEDIQUICK URGENT CARE CENTERS INC			11	100%	11
DMH STEINHATCHEE FAMILY MEDICINE		8	3	27%	11
WHITE WILSON MEDICAL CENTER IMMEDIATE CARE			11	100%	11
SEVEN HILLS HEALTH AND REHABILITATION CENTER		11			11
PALM BEACH PATHOLOGY		9	2	18%	11
OPPENHEIMER PLASTIC SURGERY LLC		10			10
LAKE NONA MEDICAL SERVICES		3	7	70%	10
NAPHCARE, INC.			10	100%	10
FAST TRACK URGENT CARE CENTER - DOWNTOWN			10	100%	10
RJ LEE GROUP		10			10
LAKE BALDWIN CBOC		9	1	10%	10
PINELLAS COUNTY HEALTH DEPARTMENT		2	8	80%	10
AVANTE ST CLOUD		7	3	30%	10
DEVELOPMENTAL DISABILITIES DEFENDANT PROGRAM		10			10
NEW JERSEY DEPARTMENT OF HEALTH COMMUNICABLE DISEASE SERVICE		3	7	70%	10
BROWARD HEALTH IMPERIAL POINT NURSING			10	100%	10
COUNTY OF LOS ANGELES			10	100%	10
BLOUNT MEMORIAL HOSPITAL		9	1	10%	10
BEAUMONT LABORATORY			10	100%	10
MEDICAL LABORATORY DIAGNOSTICS			10	100%	10
ERDOX		10			10
TALLAHASSEE DEVELOPMENTAL CENTER		10			10
HARBORCHASE OF WELLINGTON CROSSING		9	1	10%	10
LONG ISLAND JEWISH VALLEY STREAM		10			10
HCR MANORCARE		10			10
SOUTHEASTERN LABORATORY			10	100%	10
BAPTIST PRIMARY CARE INC		7	3	30%	10
NORTH OKALOOSA PHYSICIAN GROUP		10			10
ODYSSEY HEALTHCARE OF MARION COUNTY, LLC		10			10
CREATIVE TESTING SOLUTIONS		3	7	70%	10
UMHC/SYLVESTER AT KENDALL		1	9	90%	10
PALMETTO PEDIATRICS			10	100%	10
BROWARD HEALTH CARE			10	100%	10
URGENT CARE WEST CLINIC		8	2	20%	10

# COVID-19: testing by laboratory

Data through Nov 27, 2020 verified as of Nov 28, 2020 at 09:25 AM

Data in this report are provisional and subject to change.

The numbers in the table below represent the number of Florida and non-Florida residents for whom test results were received by the Department of Health. A person can be tested by more than one laboratory and can have both positive and negative results. **Therefore, the sum of the numbers in each column will be larger than the total number of people tested.**

Reporting lab	Inconclusive	Negative	Positive	Percent positive	Total
MHHS All Lab Subsection		10			10
EMERALD COAST PEDIATRICS			10	100%	10
LIFE CARE CENTER OF JACKSONVILLE			10	100%	10
WATERCREST ST LUCIE WEST		10			10
CARDIOLOGY AND MEDICINE ASSOCIATES INC		10			10
COVANCE CENTRAL LABORATORY			10	100%	10
CORE BIO LABS		5	5	50%	10
OCEAN REEF MEDICAL CENTER		2	8	80%	10
CBC LAB		3	7	70%	10
ACADIAN DIAGNOSTIC LABORATORIES		8	2	20%	10
GADSDEN REGIONAL MEDICAL CENTER		10			10
CHIPOLA MEDICAL ASSOCIATES		2	8	80%	10
AMEERAH LABS, LLC		9	1	10%	10
EMERALD COAST HOSPICE - CRESTVIEW		10			10
HEALTH MED CENTERS		10			10
BRASHEAR'S VITAL CARE CORP			10	100%	10
APPALACHIAN REGIONAL HEALTHCARE SYSTEM		10			10
NIGHT LITE PEDIATRICS CENTER, LLC		1	9	90%	10
PEDIATRIC HEALTH CARE ALLIANCE, P.A.			10	100%	10
LEHIGH VALLEY HOSPITAL		3	7	70%	10
SUNRISE URGENT CARE ASSOCIATES LLC D/B/A		7	3	30%	10
LAKE MARY KIDS CENTRA CARE			10	100%	10
ROCKLEDGE		1	9	90%	10
NEW YORK METHODIST HOSPITAL		10			10
BETHESDA HEALTH PHYSICIAN GROUP INC			10	100%	10
PRATTVILLE BAPTIST HOSPITAL		9	1	10%	10
COMMUNITY HEALTH CENTER		2	8	80%	10
BELLEVUE HOSPITAL CENTER DEPARTMENT		10			10
BUREAU OF PUBLIC HEALTH		1	8	89%	9
MOUNT DORA PEDIATRICS		8	1	11%	9
PROJECT HEALTH INC		7	2	22%	9
MICHIGAN DEPARTMENT OF HEALTH AND HUMAN SERVICES			9	100%	9
EMERALD COAST BEHAVIORAL HOSPITAL		9			9
NORTH FLORIDA INTEGRATIVE MEDICINE		5	4	44%	9
BOCA RATON REGIONAL HOSPITAL LAB			9	100%	9
CAREHERE- LCS LEESBURG			9	100%	9
BRANDON COMMUNITY HEALTH CENTER		2	7	78%	9
VILLAGE PLACE HEALTH AND REHAB		9			9
MAGNOLIA PEDIATRICS		2	7	78%	9
FRICKS PHARMACY		8	1	11%	9
PHELPS HOSPITAL LABORATORY		9			9
UNAVAILABLE/UNKNOWN/NO INFORMATION FOUND			9	100%	9
CARENOW URGENT CARE-MT JULIET		8	1	11%	9
FIRST CHOICE PEDIATRICS WINTER SPRINGS		9			9
PRECISION GENETICS			9	100%	9
AFTER HOURS PEDIATRICS INC			9	100%	9

# COVID-19: testing by laboratory

Data through Nov 27, 2020 verified as of Nov 28, 2020 at 09:25 AM

Data in this report are provisional and subject to change.

The numbers in the table below represent the number of Florida and non-Florida residents for whom test results were received by the Department of Health. A person can be tested by more than one laboratory and can have both positive and negative results. **Therefore, the sum of the numbers in each column will be larger than the total number of people tested.**

Reporting lab	Inconclusive	Negative	Positive	Percent positive	Total
INN AT LAKE SEMINOLE SQUARE, THE		9			9
WILLOWBROOKE COURT AT ST ANDREWS ESTATES		6	3	33%	9
JEFFERSON K-12, A SOMERSET SCHOOL- CLINIC		8	1	11%	9
MAITLAND PRIMARY CARE		9			9
AIM LABORATORIES			9	100%	9
GCPM MANUAL MICROBIOLOGY		1	8	89%	9
WEST BROWARD CARE CENTER		8	1	11%	9
MID-FLORIDA PATHOLOGY, LLC		9			9
HORIZON ALF		9			9
CHEMISYS LABORATORIES		1	8	89%	9
QUOTIENT SCIENCES LABS LLC			9	100%	9
ADVENT HEALTH - KISSIMMEE			9	100%	9
MINUTECLINIC DIAGNOSTIC OF RHODE ISLAND, LLC #590		9			9
COLORADO DEPARTMENT OF PUBLIC HEALTH AND ENVIRONMENT			9	100%	9
LUCID DIAGNOSTICS LABS			9	100%	9
TMH PHYSICIAN PARTNERS - MONTICELLO		8	1	11%	9
BASSETTI & ASSOCIATES, MD, PA			9	100%	9
OMNI			9	100%	9
ACCESS 365 URGENT CARE		7	2	22%	9
PATHOGENIUS LABORATORIES		2	7	78%	9
LPG PEDIATRICS AT PAGE FIELD		9			9
Maury Regional Hospital		6	3	33%	9
PLYMOUTH HARBOR INCORPORATED		9			9
CRUCIAL CARE		7	2	22%	9
BAYONET POINT HOSPITAL			9	100%	9
ARNOT OGDEN MEDICAL CENTER LABORATORY		9			9
CHILDREN'S HEALTH CENTER INC.		7	2	22%	9
ADVENT HEALTH - WINTER HAVEN		5	4	44%	9
BLISS HEALTHCARE SERVICES			9	100%	9
RIVERSIDE MEDICAL GROUP		8	1	11%	9
DIAGNOSTIC & CLINICAL CARE SERVICES INC DBA		9			9
ADVANCED MEDICAL OF NAPLES LLC			9	100%	9
PORT SAINT JOHN FAMILY PRACTICE		6	3	33%	9
MORTON PLANT MEASE			9	100%	9
MEDEX REGIONAL LABORATORIES LLC		1	8	89%	9
THE TRADITION OF THE PALM BEACHES		9			9
FORT WALTON BEACH DEVELOPMENTAL CENTER		8	1	11%	9
PRIME HEALTH OF NORTH PORT LLC		7	2	22%	9
LYSTER ACH FT RUCKER AL		8	1	11%	9
ARTHREX MEDICAL CENTER		5	3	38%	8
OHIO CVS STORES, LLC DBA		8			8
MICHIGAN DEPARTMENT OF COMMUNITY HEALTH		1	7	88%	8
FLUSHING HOSPITAL MEDICAL CENTER		6	2	25%	8
BEAUMONT EMERGENCY CENTER			8	100%	8
BAPTIST OUTPATIENT			8	100%	8
ST. JOSEPH HOSPITAL AND HEALTH CARE INC.			8	100%	8



# COVID-19: testing by laboratory

Data through Nov 27, 2020 verified as of Nov 28, 2020 at 09:25 AM

Data in this report are provisional and subject to change.

The numbers in the table below represent the number of Florida and non-Florida residents for whom test results were received by the Department of Health. A person can be tested by more than one laboratory and can have both positive and negative results. **Therefore, the sum of the numbers in each column will be larger than the total number of people tested.**

Reporting lab	Inconclusive	Negative	Positive	Percent positive	Total
MINUTECLINIC DIAGNOSTICS MEDICAL GROUP		8			8
ALLINA HEALTH - ABBOTT NORTHWESTERN HOSPITAL		5	3	38%	8
ROBERT WOOD JOHNSON HOSPITAL		7	1	13%	8
REDMED CLINIC OF ARLINGTON		7	1	13%	8
EXECUTIVE MEDICAL SERVICES		8			8
GOLISANO CHILDREN'S HOSPITAL OF SOUTHWEST FLORIDA		6	2	25%	8
SAMARITAN MEDICAL CENTER		8			8
INTERNAL MEDICINE ASSOCIATES OF JACKSON HOSPITAL			8	100%	8
DOCTOR'S IN HOUSE LAB			8	100%	8
HARBORCHASE OF DR PHILLIPS		7	1	13%	8
RESTORE HEALTH URGENT CARE		2	6	75%	8
HOLY NAME MEDICAL CENTER	1	6	1	13%	8
MARQUES PEDIATRICS			8	100%	8
LAKEVIEW INTERNAL MEDICINE		4	4	50%	8
FLAGLER HOSPITAL LABORATORY		2	6	75%	8
UNIVERSITY MEDICAL CENTER		8			8
ST ANTHONYS REHABILITATION HOSPITAL		7	1	13%	8
ALACHUA COUNTY HEALTH DEPARTMENT		1	7	88%	8
PATEL MEDICAL VENTURES		7	1	13%	8
Cleveland Clinic Laboratories		4	4	50%	8
NORTH PINELLAS STATMED QUICK QUALITY CLINICS		5	3	38%	8
SYLVESTER AT PLANTATION LABORATORY		7	1	13%	8
GENEUS DIAGNOSTICS			8	100%	8
JUST FOR KIDS PEDIATRICS		2	6	75%	8
X-GENE MOLECULAR LABS		1	7	88%	8
GENE STREET LABORATORIES, LLC		6	2	25%	8
MID-HUDSON VALLEY DIVISION OF WESTCHESTER MEDICAL		8			8
EC OPCO PENSACOLA, LLC		8			8
PEDIATRIC HEALTH CARE ALLIANCE PA			8	100%	8
SOMERBY OF SANTA ROSA BEACH		8			8
NORTHERN WESTCHESTER HOSPITAL LABORATORY		7	1	13%	8
RICHMOND UNIVERSITY MEDICAL CENTER		7	1	13%	8
STATEN ISLAND UNIVERSITY HOSPITAL SEGUINE AVE		8			8
MONTEFIORE ST LUKE'S CORNWALL HOSPITAL		7	1	13%	8
INNOVATIVE RESEARCH OF WEST FLORIDA		6	2	25%	8
MORRIS PARK URGENT CARE		5	3	38%	8
Bayside Health and Rehabilitation		7	1	13%	8
LIFE CARE CITRUS COUNTY			8	100%	8
RAINBOW PEDIATRICS			8	100%	8
METHODIST MEDICAL CENTER		6	2	25%	8
MOSOLF PEDIATRICS			8	100%	8
SYNIVERSE WELLNESS CENTER		6	2	25%	8
HEALTHMARK REGIONAL HOSPITAL LAB		4	4	50%	8
COLLIER COUNTY HEALTH DEPT.		4	4	50%	8
NATURE COAST REGIONAL MEDICAL CENTER			8	100%	8
CABANA AT JENSEN DUNES, THE		8			8

# COVID-19: testing by laboratory

Data through Nov 27, 2020 verified as of Nov 28, 2020 at 09:25 AM

Data in this report are provisional and subject to change.

The numbers in the table below represent the number of Florida and non-Florida residents for whom test results were received by the Department of Health. A person can be tested by more than one laboratory and can have both positive and negative results. **Therefore, the sum of the numbers in each column will be larger than the total number of people tested.**

Reporting lab	Inconclusive	Negative	Positive	Percent positive	Total
GRAND OAKS OF PALM CITY LLC		8			8
MEDEXPRESS URGENT CARE - WEST TAMPA			8	100%	8
JX REF LAB			8	100%	8
CIAN DIAGNOSTICS			8	100%	8
PARROTT MEDICAL CLINIC			8	100%	8
GROWING TOGETHER PEDIATRICS, LLC		7	1	13%	8
MINUTE CLINIC DIAGNOSTIC OF VIRGINIA		5	3	38%	8
FLORIDA HOSPITAL WINTER GARDEN		7	1	13%	8
ATLANTIC CONSOLIDATED LABORATORY		8			8
CVS			8	100%	8
NORTH PINELLAS CHILDRENS MEDICAL CENTER			8	100%	8
Coastal Health and Rehabilitation Center		7	1	13%	8
DOCTOR'S IN-HOUSE LAB/COMMUNITY HEALTH CENTERS OF PINELLAS - CLEARWATE			8	100%	8
THE WOLFF CENTER FOR CHILD & ADOLESCENT HEALTH			8	100%	8
FHCP-ORANGE CITY			8	100%	8
MARKET STREET VIERA		8			8
BRIDGEVIEW CENTER LLC		6	2	25%	8
NEMOURS CHILDREN'S URGENT CARE, ORLANDO - WATERFORD LAKES			8	100%	8
VETERAN AFFAIRS MEDICAL CENTER - JAMES J PETERS		6	2	25%	8
WHITE SANDS OUTPATIENT SERVICES (WSOP SERVICES LLC		8			8
PIONEER CLINICAL LAB LLC		6	2	25%	8
LIFE CARE CENTER OF PORT ST. LUCIE		4	3	43%	7
MIDMICHIGAN MEDICAL CENTER			7	100%	7
TOTAL ACCESS URGENT CARE			7	100%	7
LEE COUNTY HEALTH DEPARTMENT		4	3	43%	7
OAKBROOK HEALTH AND REHABILITATION CENTER	1	6			7
TOWERS HOME CARE		7			7
NORTHSHORE UNIVERSITY HEALTHSYSTEM EVANSTON HOSPITAL LAB			7	100%	7
MEDEXPRESS URGENT CARE PALM BEACH GARDENS			7	100%	7
AVON PARK PEDIATRICS			7	100%	7
WASHINGTON REHAB AND NURSING		7			7
UC HEALTH UNIVERSITY HOSPITAL		7			7
AVENTURA HOSPITAL AND MEDICAL CENTER			7	100%	7
MINUTECLINIC DIAGNOSTIC		7			7
DEPARTMENT OF HEALTH- CITRUS COUNTY			7	100%	7
TRUE HEALTH DIAGNOSTICS		1	6	86%	7
HEALTH CARE LABORATORY SERVICES		1	6	86%	7
PALM BAY HOSPITAL CLINICAL LABORATORY			7	100%	7
MD PLUS URGENT CARE, LLC			7	100%	7
FLORIDA HOSPITAL KISSIMMEE		4	3	43%	7
UNIVERSITY OF WASHINGTON MEDICAL CENTER			7	100%	7
THE MARY IMOGENE BASSETT HOSPITAL		7			7
PROHEALTH CARE ASSOCIATES MOBILE		5	2	29%	7
DIAGNOSTIC CLINIC		6	1	14%	7
LAKEVIEW HEALTH SYSTEMS			7	100%	7
VETERANS AFFAIRS MEDICAL CENTER - OUTPATIENT			7	100%	7

# COVID-19: testing by laboratory

Data through Nov 27, 2020 verified as of Nov 28, 2020 at 09:25 AM

Data in this report are provisional and subject to change.

The numbers in the table below represent the number of Florida and non-Florida residents for whom test results were received by the Department of Health. A person can be tested by more than one laboratory and can have both positive and negative results. **Therefore, the sum of the numbers in each column will be larger than the total number of people tested.**

Reporting lab	Inconclusive	Negative	Positive	Percent positive	Total
LEPE'S HOUSE			7	100%	7
EMERGENCY MEDICAL CENTER		2	5	71%	7
ORMOND BEACH CENTRA CARE			7	100%	7
DOCTOR'S IN-HOUSE LAB/COMMUNITY HEALTH CENTERS OF PINELLAS -PINELLAS P			7	100%	7
VIRTUA VOORHEES HOSPITAL		5	2	29%	7
SUPERIOR RESIDENCES OF PANAMA CITY BEACH		6	1	14%	7
COLONY CARE CENTER			7	100%	7
BARTON PARKER OD PC		7			7
WEINBERG VILLAGE		7			7
CARENOW URGENT CARE-MADISON		7			7
DOH-TAMPA BRANCH LABORATORY (MLK BLVD)		3	4	57%	7
PHYSICIANS STAT LAB INC		3	4	57%	7
BIOREFERENCE LABORATORIES			7	100%	7
NOVANT HEALTH INPATIENT CARE		2	5	71%	7
SOUTH NASSAU COMMUNITIES HOSPITAL		5	2	29%	7
OSPREY VILLAGE AT AMELIA ISLAND LTD		7			7
MEDONE PLLC		6	1	14%	7
MOLECULAR PATHOLOGY LABORATORY			7	100%	7
LAKE MORTON PLAZA		7			7
GULF COAST MEDICAL GROUP		2	5	71%	7
BIOTECH CLINICAL LABORATORIES, INC.			7	100%	7
FAMILY AND INTERNAL MEDICINE AT AVALON PARK		5	2	29%	7
SURGOINSVILLE PHARMACY		7			7
STEWART MEDICAL GROUP INC			7	100%	7
BVL PEDIATRICS		7			7
HAWTHORN HOUSE		7			7
RAINBOW PEDIATRIC CENTER		1	6	86%	7
WELLMED AT PORT ST LUCIE WEST		6	1	14%	7
DORAL URGENT CARE			7	100%	7
AUBURN COMMUNITY HOSPITAL		6	1	14%	7
LABORATORY SPECIALIST OF MICHIGAN			7	100%	7
RIVER OAKS TREATMENT CENTER			7	100%	7
BAPTIST PRIMARY CARE PONTE VEDRA		4	3	43%	7
MEDRITE MEDICAL CARE, PC		1	6	86%	7
ADVENT HEALTH - CARROLLWOOD			7	100%	7
SCHOOL OF PHARMACY AND PHARMACEUTICAL		7			7
OPIS COQUINA CENTER		7			7
HUNTINGTON STATION URGENT CARE		7			7
CARENOW URGENT CARE-BRENTWOOD		5	2	29%	7
GENESIS		4	3	43%	7
INTERMOUNTAIN CENTRAL LAB		1	6	86%	7
MEDLABS DIAGNOSTICS		7			7
FLORIDA CLINICAL LAB			7	100%	7
MERCY MEDICAL URGENT CARE CENTER INC		2	5	71%	7
ONEIDA HEALTHCARE CENTER		7			7
ROBERT H JENKINS JR VETERANS' DOMICILIARY HOME OF		7			7

# COVID-19: testing by laboratory

Data through Nov 27, 2020 verified as of Nov 28, 2020 at 09:25 AM

Data in this report are provisional and subject to change.

The numbers in the table below represent the number of Florida and non-Florida residents for whom test results were received by the Department of Health. A person can be tested by more than one laboratory and can have both positive and negative results. **Therefore, the sum of the numbers in each column will be larger than the total number of people tested.**

Reporting lab	Inconclusive	Negative	Positive	Percent positive	Total
JFK MEDICAL CENTER NORTH LAB			7	100%	7
MERCY MEDICAL CENTER		3	4	57%	7
MONTEFIORE NYACK HOSPITAL AFFILIATED LABORATORY		7			7
EASTERN SHORE URGENT CARE		4	3	43%	7
FLORIDA CENTER FOR DERMATOLOGY LABORATORY			7	100%	7
ALACHUA			7	100%	7
Rosewood Healthcare and Rehabilitation Center		5	2	29%	7
QUE		4	3	43%	7
MIAMI VA HEALTHCARE SYSTEM			7	100%	7
ARCHBOLD MEMORIAL HOSPITAL/LAB		3	4	57%	7
Ocoee Health Care Center		7			7
ALLEGRO - TAMPA	1	4	2	29%	7
SOUTHEASTERN OUTPATIENT SURGERY CENTER		7			7
JOHNS HOPKINS MEDICAL LABORATORIES		1	6	86%	7
HEARTLAND PEDIATRICS OF LAKE PLACID			7	100%	7
FLORIDA WOMAN CARE LABORATORY			6	100%	6
Life Care Center at Inverrary		6			6
MIAMI CLINICAL RESEARCH CORP			6	100%	6
MERCY HEALTH—MUSKEGON		5	1	17%	6
UR CARE FAMILY AND SPORTS MEDICINE			6	100%	6
AMBRY GENETICS CORPORATION		6			6
BETH ISRAEL DEACONESS MEDICAL CENTER			6	100%	6
WHITE WILSON MEDICAL CENTER PA - NAVARRE			6	100%	6
TAMIAMI LAB MILLENIUM			6	100%	6
CRESTVIEW URGENT CARE			6	100%	6
PALMETTO HEALTH ALLIANCE		3	3	50%	6
THE COLLIER AT NAPLES		6			6
GESSLER CLINIC PA		4	2	33%	6
DARDEN WELLNESS CENTER		5	1	17%	6
COASTAL INTERNAL MEDICINE		6			6
STUART REHABILITATION AND HEALTHCARE		2	4	67%	6
MARIANNA HEALTH AND REHABILITATION CENTER		6			6
DOCTORS CLINICAL LABORATORY, INC		5	1	17%	6
DOH JACKSONVILLE CENTRAL LABORATORY		3	3	50%	6
Wiregrass Rehabilitation Center and Nursing Home		6			6
GENETIC TECHNOLOGICAL INNOVATIONS			6	100%	6
AMERICAN HOUSE COCONUT POINT		4	2	33%	6
PALM BEACH PEDIATRICS			6	100%	6
CAPITAL HEALTH PLAN LABORATORIES			6	100%	6
CAPE CORAL HOSPITAL ABG LABORATORY		2	4	67%	6
WILLOW BROOKE COURT AT AZALEA TRACE		6			6
MONROE COUNTY HOSPITAL		4	2	33%	6
ISLAND COAST PEDIATRICS IN-HOUSE LAB		6			6
TEXAS DEPARTMENT OF STATE HEALTH SERVICES		2	4	67%	6
AARK LABORATORY		6			6
THE TERRACE AT IVY ACRES ALF		6			6

# COVID-19: testing by laboratory

Data through Nov 27, 2020 verified as of Nov 28, 2020 at 09:25 AM

Data in this report are provisional and subject to change.

The numbers in the table below represent the number of Florida and non-Florida residents for whom test results were received by the Department of Health. A person can be tested by more than one laboratory and can have both positive and negative results. **Therefore, the sum of the numbers in each column will be larger than the total number of people tested.**

Reporting lab	Inconclusive	Negative	Positive	Percent positive	Total
BAPTIST PEDIATRICS		6			6
PEDIATRICS OF CENTRAL FLORIDA		4	2	33%	6
PENN MEDICINE PRINCETON MEDICAL CENTER		6			6
VRL EUROFINs		4	2	33%	6
PATHGROUP LABS, LLC		4	2	33%	6
GENTRY PARK ORLANDO ASSISTED LIVING		6			6
ETHOS LABORATORIES		6			6
NEW YORK PRESBYTERIAN - LOWER MANHATTAN		6			6
LUMADOC HEALTH		4	2	33%	6
SAINT PETER'S UNIVERSITY HOSPITAL		6			6
EAR NOSE AND THROAT ASSOCIATES OF MANATEE, P.A.		6			6
HERNANDO ENDOSCOPY AND SURGERY CENTER		4	2	33%	6
VALLEY IMMEDIATE CARE		5	1	17%	6
NORTHWEST FLORIDA SLEEP			6	100%	6
PUBLIC HEALTH LAB		6			6
COASTAL SKIN SURGERY AND DERMATOLOGY		3	3	50%	6
Northwell Lab		2	4	67%	6
UNILAB		2	4	67%	6
THE PALACE AT HOMESTEAD		6			6
EMERITUS AT NAPLES		6			6
CHAMBREL AT ISLAND LAKE		6			6
LAB UNKNOW		6			6
ENIGMA DIAGNOSTIC, INC.			6	100%	6
CAREWELL 301 - WARWICK			6	100%	6
JUPITER MEDICAL CENTER			6	100%	6
SONORA QUEST LABORATORIES			6	100%	6
CARROLL GARDENS URGENT CARE		6			6
WYOMING COUNTY COMMUNITY HOSPITAL LABORATORY		6			6
TIMBER CREEK PEDIATRICS		6			6
WACO HHSSURGEWACO	1	4	1	17%	6
BIOREFERENCE LABORATORIES INC		2	4	67%	6
THE VILLAGES REGIONAL HOSPITAL FREESTANDING		3	3	50%	6
GRACE REHABILITATION CENTER OF VERO BEACH		4	2	33%	6
WATAUGA MEDICAL CENTER		4	2	33%	6
BAYCARE ALLIANT HOSPITAL			6	100%	6
JERSEY SHORE MEDICAL CENTER		6			6
WILDLIGHT LAB			6	100%	6
ORANGE BLOSSOM FAMILY HEALTH		6			6
BAPTIST HEALTH			6	100%	6
ROADS PEDIATRICS,LLC		5	1	17%	6
BOCA VIPEDIATRICS			6	100%	6
UNIVERSITY HOSPITAL UC HEALTH		6			6
HERNANDO COUNTY FIRE RESCUE DISTRICT		2	4	67%	6
RESEARCH CENTERS OF AMERICA, LLC		5	1	17%	6
FLORIDA MEDICAL SPECIALISTS		2	4	67%	6
SOUTH CAROLINA DEPARTMENT OF HEALTH			6	100%	6

# COVID-19: testing by laboratory

Data through Nov 27, 2020 verified as of Nov 28, 2020 at 09:25 AM

Data in this report are provisional and subject to change.

The numbers in the table below represent the number of Florida and non-Florida residents for whom test results were received by the Department of Health. A person can be tested by more than one laboratory and can have both positive and negative results. **Therefore, the sum of the numbers in each column will be larger than the total number of people tested.**

Reporting lab	Inconclusive	Negative	Positive	Percent positive	Total
SAMARITAN HOSPITAL LABORATORY		6			6
BROOKDALE PANAMA CITY		5	1	17%	6
METROPOLITAN HOSPITAL CENTER		6			6
LAWTON CHILES HEALTH CENTER		1	5	83%	6
JACKSON CLINIC PA,THE		3	3	50%	6
FREEDOM INN AT TARPON SPRINGS		6			6
HOWARD BEACH URGENT CARE		6			6
ARLINGTON OF NAPLES		6			6
BARNETT PARK			6	100%	6
SONATA COCONUT CREEK		4	2	33%	6
PROHEALTH MED		1	5	83%	6
TEXAS MEDCLINIC			6	100%	6
RIVERSIDE RECOVERY OF TAMPA		6			6
PATHLINE			5	100%	5
MINUTECLINIC, LLC, DBA MINUTECLINIC #2544		5			5
WESTCHESTER GENERAL HOSPITAL BLOOD GAS LAB			5	100%	5
MINUTECLINIC DIAGNOSTIC OF PA, LLC (1036)		4	1	20%	5
INTERNAL MEDICINE SPECIALISTS			5	100%	5
LUXOR SCIENTIFIC LLC			5	100%	5
MC DIAGNOSTIC OF CONNECTICUT, PC #1960		5			5
DEBARY HEALTH AND REHABILITATION CENTER		5			5
COOPER HOSPITAL/UNIVERSITY MEDICAL		5			5
WELLMED AT LAKE COPELAND		2	3	60%	5
BROOKDALE CLERMONT			5	100%	5
GLEN OAKS URGENT CARE		5			5
MANATEE COUNTY JAIL		4	1	20%	5
BAPTIST HEALTH - TOWN CENTER			5	100%	5
BIOTECH			5	100%	5
PROFESSIONAL PEDIATRICS		5			5
PARAMOUNT WALK-IN CLINIC		1	4	80%	5
HEALTHCARE NOW			5	100%	5
LAKE WALES OPERATING GROUP LLC		5			5
ST LUKES ROOSEVELT LABORATORY		5			5
JOE DIMAGGIO CHILDREN'S HOSPITAL		1	4	80%	5
KINDRED HOSPITAL		4	1	20%	5
GUTHRIE MEDICAL GROUP LABORATORIES		5			5
BAYSHORE LABORATORY		4	1	20%	5
FAMILY HEALTH CENTERS OF SOUTHWEST FLORIDA INC			5	100%	5
WOODHULL MEDICAL AND MENTAL HEALTH CTR		5			5
BONIFAY NURSING AND REHAB CENTER			5	100%	5
OHIO STATE UNIVERSITY MEDICAL CENTER			5	100%	5
ELLIS HOSPITAL LABORATORY		5			5
LAKEVIEW HEALTH CARE SYSTEMS		1	4	80%	5
MEDEXPRESS URGENT CARE - JAX ATLANTIC BLVD			5	100%	5
COLONY CLUB ALF,THE		5			5
XRL SXF REF LAB		5			5

# COVID-19: testing by laboratory

Data through Nov 27, 2020 verified as of Nov 28, 2020 at 09:25 AM

Data in this report are provisional and subject to change.

The numbers in the table below represent the number of Florida and non-Florida residents for whom test results were received by the Department of Health. A person can be tested by more than one laboratory and can have both positive and negative results. **Therefore, the sum of the numbers in each column will be larger than the total number of people tested.**

Reporting lab	Inconclusive	Negative	Positive	Percent positive	Total
PERSONAL PEDIATRICS PA		4	1	20%	5
PENINSULA CARE AND REHABILITATION CENTER			5	100%	5
LAKE PARK OF MADISON		4	1	20%	5
CHILDREN'S HOSPITAL OF PHILADELPHIA		5			5
MINUTECLINIC MINUTECLINIC #8746		5			5
FREEDOM SQUARE NURSING CENTER			5	100%	5
THE UNIVERSITY OF VERMONT MEDICAL CENTER		4	1	20%	5
LAB UNKNOWN			5	100%	5
ROHR HOME		4	1	20%	5
ARDEN COURTS OF FORT MYERS		5			5
COMMUNITY HEALTH OF SOUTH FLORIDA			5	100%	5
PRECISION LABS LLC		2	3	60%	5
PEDIATRIC HEALTH CARE ALLIANCE, PA			5	100%	5
AEL KNOXVILLE			5	100%	5
Good Samaritan Society Kissimmee Village		5			5
MEADOWCREST MOLECULAR DIAGNOSTICS, LLC			5	100%	5
GLEN FALLS HOSPITAL DEPARTMENT OF PATHOLOGY		5			5
THE PALACE MANAGEMENT - THE PALACE AT CORAL GABLES		5			5
HEALTH NETWORK LABORATORIES		4	1	20%	5
THE CLINIC PREMISE HEALTH			5	100%	5
PEDIATRICS OF ALTAMONTE		5			5
EAR NOSE & THROAT ASSOCIATES OF MANATEE PA		5			5
BAPTIST MEMORIAL HEALTH CARE		5			5
MANATEE PEDIATRICS			5	100%	5
VIERA MANOR ASSISTED LIVING RESIDENCE		5			5
FLORIDA DEPARTMENT OF HEALTH IN CALHOUN COUNTY		4	1	20%	5
TANNER MEDICAL CENTER EAST AL		5			5
BETHESDA COMMUNITY HEALTH CENTER			5	100%	5
RIVERVIEW REGIONAL MEDICAL CENTER		5			5
VASCONCELLO COHEN MD PA		4	1	20%	5
OCALA OAKS REHABILITATION CENTER		4	1	20%	5
BEACH HOUSE		5			5
FLORIDA HOSPITAL LAKE MARY		5			5
CONCENTRA			5	100%	5
TENNESSEE DEPARTMENT OF HEALTH (TDH) - CENTRAL LABORATORY			5	100%	5
COMPREHENSIVE CHILDCARE ASSOCIATES		5			5
NELSON BIOLOGICAL			5	100%	5
MAXHEALTH		4	1	20%	5
DIEGO FALLON MD PA		3	2	40%	5
BRENTWOOD RETIREMENT COMMUNITY		5			5
PRECISION DIAGNOSTICS INC - NJ		5			5
WEST		2	3	60%	5
ST JOHNS BIOMEDICAL LAB		5			5
RESOLVE MOLECULAR DIAGNOSTICS		5			5
NORTHWESTERN MEMORIAL HOSPITAL			5	100%	5
HEALTHPARK MEDICAL CENTER ABG LAB		5			5

# COVID-19: testing by laboratory

Data through Nov 27, 2020 verified as of Nov 28, 2020 at 09:25 AM

Data in this report are provisional and subject to change.

The numbers in the table below represent the number of Florida and non-Florida residents for whom test results were received by the Department of Health. A person can be tested by more than one laboratory and can have both positive and negative results. **Therefore, the sum of the numbers in each column will be larger than the total number of people tested.**

Reporting lab	Inconclusive	Negative	Positive	Percent positive	Total
THOMAS JEFFERSON UNIVERSITY HOSPITAL		4	1	20%	5
ST CHARLES HOSPITAL LABORATORY		5			5
WIREGRASS CLINIC LLC		3	2	40%	5
RIVER CITY PRIMARY AND URGENT CARE			5	100%	5
FRANCES WARDE MEDICAL LABORATORY		2	3	60%	5
MONTEFIORE MEDICAL CENTER LABORATORIES - NORTH		5			5
ALCOVE ASSISTED LIVING FACILITY		5			5
BROWARD COUNTY HEALTH DEPT.			5	100%	5
URGENT CARE OF LONGWOOD			5	100%	5
MACKOUL PEDIATRICS FORT MYERS			5	100%	5
COMMUNITY MEDICAL CARE CENTER INC			5	100%	5
ADVENT HEALTH - FOUR CORNERS ER		5			5
INSTITUTE OF PATHOLOGY KINGS COUNTY		5			5
RENAISSANCE SENIOR LIVING		5			5
ARIZONA DEPARTMENT OF HEALTH SERVICES			5	100%	5
FLORIDA DEPARTMENT OF HEALTH - INVERNESS		3	2	40%	5
NORTHERN DUTCHESS HOSPITAL LABORATORY		5			5
MD NOW MEDICAL CENTERS INC			5	100%	5
CRESTWOOD MEDICAL CENTER		4	1	20%	5
ST JOSEPH WOMENS HOSPITAL			5	100%	5
NORTH FLORIDA PEDIATRICS JASPER			5	100%	5
CLEVELAND CLINIC MARTIN HEALTH NURSING & RESTORATIVE		5			5
AZALEA HEALTH		2	3	60%	5
GOOD SAMARITAN SOCIETY OF DAYTONA		5			5
OMNICARE PHARMACY OF TEXAS 1, LP DBA OMNICARE		5			5
APOLLO HEALTH & REHABILITATION		2	3	60%	5
UPMC HEALTH SYSTEM		4	1	20%	5
MOUNT SINAI BROOKLYN LABORATORY		4	1	20%	5
ST VINCENT'S CHILTON		4	1	20%	5
CENTREX CLINICAL LABS INC		5			5
BUECHELE DENTAL PA DBA CLERMONT FAMILY DENTISTRY		5			5
MONTEFIORE MEDICAL CENTER LABORATORIES - WEILER		4	1	20%	5
CENTRA CARE POINCIANA			5	100%	5
WEST PACIFIC MEDICAL LABORATORY			5	100%	5
MEDICAL CENTER OF BLOUNTSTOWN			5	100%	5
INNOVATION CLINICAL TRIALS, INC			5	100%	5
ALEXANDER NININGER STATE VETERANS		5			5
PEDIATRICS OF CENTRAL FLORIDA - POINCIANA		3	2	40%	5
MINUTECLINIC DIAGNOSTIC OF PENNSYLVANIA, LLD #1545		5			5
FINLAY		1	4	80%	5
WADSWORTH CENTER - DAVID AXELROD INSTITUTE		5			5
BOND CLINIC, PA			5	100%	5
ACCENT PHYSICIAN SPECIALISTS PA		4			4
ALBIBI		1	3	75%	4
STEWART MEDICAL GROUP, INC		4			4
TRINITY REGIONAL REHAB CENTER		4			4



# COVID-19: testing by laboratory

Data through Nov 27, 2020 verified as of Nov 28, 2020 at 09:25 AM

Data in this report are provisional and subject to change.

The numbers in the table below represent the number of Florida and non-Florida residents for whom test results were received by the Department of Health. A person can be tested by more than one laboratory and can have both positive and negative results. **Therefore, the sum of the numbers in each column will be larger than the total number of people tested.**

Reporting lab	Inconclusive	Negative	Positive	Percent positive	Total
PANCARE HEALTH YOUNGSTOWN			4	100%	4
CELERION			4	100%	4
BENEVA LAKES HEALTHCARE & REHAB CENTER			4	100%	4
KANSAS DEPARTMENT OF HEALTH		2	2	50%	4
MEDEXPRESS PORT CHARLOTTE			4	100%	4
HCSO OCCUPATIONAL HEALTH AND WELLNESS CENTER		4			4
SOUTHWESTERN REGIONAL MEDICAL CENTER - TULSA		4			4
ADVENT HEALTH - DELTONA ER		1	3	75%	4
BAY STREET PHARMACY		4			4
MARION AND BERNARD L SAMSON NURSING CENTER			4	100%	4
CONCENTRA URGENT CARE		1	3	75%	4
RADIOLOGY ASSOCIATES OF VENICE AND ENGLEWOOD		4			4
ROSLYN URGENT CARE		4			4
M&V SAN JOSE MEDICAL CENTER			4	100%	4
Walker BaptistMedCtr		3	1	25%	4
BENDERSON FAMILY SKILLED NURSING AND		4			4
FAMILY MEDICAL CARE OF PALM BEACH			4	100%	4
MINUTECLINIC, LLC #03965		4			4
LONG ISLAND JEWISH FOREST HILLS HOSPITAL		4			4
NEWPATH DIAGNOSTICS		4			4
ADVENT HEALTH CENTRA CARE - ORANGE LAKE		1	3	75%	4
VERMONT DEPARTMENT OF HEALTH		1	3	75%	4
UF HEALTH			4	100%	4
MEDEX MEDICAL EXPRESS OF PALATKA LLC			4	100%	4
FLORIDA CANCER SPECIALISTS AND RESEARCH		2	2	50%	4
CHILDREN'S HEALTHCARE OF ATLANTA/EGLESTON		4			4
CENTER ONE SURGERY CENTER		3	1	25%	4
GENUS DIAGNOSTICS			4	100%	4
HUNTINGTON VILLAGE URGENT CARE		4			4
REHABILITATION CENTER OF WINTER PARK,THE			4	100%	4
SONIC REFERENCE LABORATORY			4	100%	4
OCOE PEDIATRICS		4			4
FLORIDA HEART AND VASCULAR			4	100%	4
Consulate Health Care of Jacksonville			4	100%	4
FHCP - ORMOND BEACH			4	100%	4
ST. CLOUD REGIONAL MEDICAL CENTER		4			4
OMNICARE PHARMACY OF TEXAS 1		4			4
BIO-TECH CLINICAL LABORATORIES			4	100%	4
MACTOWN, INC		4			4
ADVANCED DIAGNOSTIC LABORATORY			4	100%	4
VITAL CARE URGENT CARE			4	100%	4
DESOTO HEALTH AND REHAB LLC		2	2	50%	4
PALM BEACH CANCER INSTITUTE			4	100%	4
MEMORIAL HEALTH CARE SYSTEMS			4	100%	4
PM PEDIATRICS OF SELDEN		3	1	25%	4
OKLAHOMA STATE UNIVERSITY DIAGNOSTIC LAB			4	100%	4

# COVID-19: testing by laboratory

Data through Nov 27, 2020 verified as of Nov 28, 2020 at 09:25 AM

Data in this report are provisional and subject to change.

The numbers in the table below represent the number of Florida and non-Florida residents for whom test results were received by the Department of Health. A person can be tested by more than one laboratory and can have both positive and negative results. **Therefore, the sum of the numbers in each column will be larger than the total number of people tested.**

Reporting lab	Inconclusive	Negative	Positive	Percent positive	Total
INTERMARKET FACILITY			4	100%	4
JACKSON COUNTY HEALTH DEPARTMENT			4	100%	4
JOSEPH SCHENKER MD PC DBA CENTERS URGENT		2	2	50%	4
BRADENTON PHYSICIANS MEDICAL CENTER			4	100%	4
CARENOW URGENT CARE - WINTER SPRINGS		3	1	25%	4
TRINITY MEDICAL ASSOCIATES LLC			4	100%	4
SUSANNA WESLEY HEALTH CENTER		4			4
STEWART ROCKLEDGE HOSPITAL			4	100%	4
Golfview Healthcare Center		4			4
GEORGE SAFRAN MD PC		4			4
PRIME CARE ONE LLC/HARBORCHASE OF VENICE			4	100%	4
ECLRS		1	3	75%	4
AHC Decatur County		4			4
MOOSEHAVEN HEALTH CENTER		1	3	75%	4
IRL MARKET LAB			4	100%	4
LORI MCAULIFFE MD PA			4	100%	4
CORNERSTONE MEDICAL CARE OF BRANDON PL		4			4
PREMIER MEDICAL ASSOCIATES		4			4
ORMOND MEDICAL ARTS		3	1	25%	4
CYPRESS COVE		4			4
MARSHALL MEDICAL CENTER SOUTH LAB		3	1	25%	4
BAYA URGENT CARE LLC		1	3	75%	4
CLEVELAND TENNESSEE HOSPITAL COMPANY		4			4
NORTHPORT MEDICAL CENTER LAB		4			4
EPIC REFERENCE LABS INC			4	100%	4
MD ANDERSON			4	100%	4
CAREWELL 202			4	100%	4
ORLANDO HEALTH PHYSICIAN ASSOCIATES		3	1	25%	4
GOOD SAMARITAN SOCIETY OF DELAND		1	3	75%	4
Millennium Nursing & Rehab Center		4			4
LYNMOORE,THE		4			4
MEDEXPRESS URGENT CARE BOCA RATON			4	100%	4
MEDICAL CENTER AT OCEAN REEF		1	3	75%	4
PALM HARBOR DERMATOLOGY		4			4
BIOTEST PLASMA CENTER		4			4
KRYSTAL BAY NURSING AND REHABILITATION		2	2	50%	4
PASSPORT HEALTH			4	100%	4
MAIMONIDES MEDICAL CENTER		3	1	25%	4
COOPER FAMILY MEDICAL PLLC		3	1	25%	4
CARENOW URGENT CARE - EAST NASHVILLE		4			4
BARBARA O'REILLY MD PA		4			4
TRIDENT BIOMETRICS		3	1	25%	4
WAKEMED		1	3	75%	4
GENEVA GENERAL HOSPITAL LABORATORY		3	1	25%	4
WYOMING PUBLIC HEALTH LAB			4	100%	4
FHMG_FM AND IM AVALON PARK		1	3	75%	4

# COVID-19: testing by laboratory

Data through Nov 27, 2020 verified as of Nov 28, 2020 at 09:25 AM

Data in this report are provisional and subject to change.

The numbers in the table below represent the number of Florida and non-Florida residents for whom test results were received by the Department of Health. A person can be tested by more than one laboratory and can have both positive and negative results. **Therefore, the sum of the numbers in each column will be larger than the total number of people tested.**

Reporting lab	Inconclusive	Negative	Positive	Percent positive	Total
ACCESS PHARMACY		4			4
Sunset Lake Health and Rehabilitation Center		4			4
NEW HAMPSHIRE DEPARTMENT OF HEALTH AND HUMAN SERVICES		3	1	25%	4
Westminster Manor		3	1	25%	4
ENGLEWOOD HOSPITAL AND MEDICAL CENTER		1	3	75%	4
CELAL GUROL ERBAY, MD			4	100%	4
VENICE REGIONAL MEDICAL CENTER BAYFRONT HEALTH		1	3	75%	4
DOTHAN PEDIATRIC CLINIC			4	100%	4
UNION CITY MANOR NURSING CENTER		4			4
MORTON PLANT			4	100%	4
EGL GENETICS DIAGNOSTICS			4	100%	4
PENNSYLVANIA DEPARTMENT OF HEALTH BUREAU OF LABORATORIES			4	100%	4
FIFTH AVENUE PEDIATRICS		3	1	25%	4
DTR LABS		3	1	25%	4
ELTINGVILLE CIRCLE URGENT CARE		4			4
SHARP MEMORIAL HOSPITAL MICROBIOLOGY DEPT			4	100%	4
ILLINOIS DEPT OF PUBLIC HEALTH LAB - SPRINGFIELD			4	100%	4
OSPREY LODGE		4			4
COVENIENT CARE MEDICAL CLINIC			4	100%	4
DIAGNOSTECHS		4			4
FISHERMEN'S HOSPITAL			4	100%	4
THE DOCTORS CENTER HEALTHCARE-SOUTHSIDE		1	3	75%	4
FCHC (OB)-DARWIN SQUARE CTR.			4	100%	4
CAPE COD HOSPITAL			4	100%	4
BAYLOR ESOTERIC AND MOLECULAR LAB			4	100%	4
SARASOTA - ROBERT L TAYLOR COMMUNITY CENTER			4	100%	4
SOUTHCOR LABORATORY		2	2	50%	4
EXPRESS TESTING-ONE			4	100%	4
MAINSTREAM DIAGNOSTIC LABORATORY LLC		4			4
NORTHBROOK CENTER FOR		4			4
INFECTION CONTROL/ EMPHEALTH		3	1	25%	4
YAZJI PEDIATRIC CARE LLC DBA TUKA PEDIATRICS			4	100%	4
SIGNATURE CARE EMERGENCY CENTER		2	2	50%	4
CARE HERE			4	100%	4
FLORIDA HOSPITAL ALTAMONTE		2	2	50%	4
MIAMI CANCER INSTITUTE			4	100%	4
FIRST CHOICE PEDIATRICS INC		3	1	25%	4
UNIVERSITY OF CHICAGO MEDICAL CENTER LAB			4	100%	4
DYNACARE LABORATORIES			4	100%	4
BAYCARE MEDICAL GROUP INC			4	100%	4
NORTHWEST FLORIDA ENT, PA		3	1	25%	4
MISSOURI DEPARTMENT OF HEALTH AND SENIOR SERVICES			4	100%	4
LITTLE PINE PEDIATRICS PLLC		4			4
PALM BEACH COUNTY HEALTH DEPARTMENT LABORATORY			4	100%	4
PEDIATRIC HEALTHCARE ALLIANCE			4	100%	4
SH HERON EAST LLC		4			4

# COVID-19: testing by laboratory

Data through Nov 27, 2020 verified as of Nov 28, 2020 at 09:25 AM

Data in this report are provisional and subject to change.

The numbers in the table below represent the number of Florida and non-Florida residents for whom test results were received by the Department of Health. A person can be tested by more than one laboratory and can have both positive and negative results. **Therefore, the sum of the numbers in each column will be larger than the total number of people tested.**

Reporting lab	Inconclusive	Negative	Positive	Percent positive	Total
GNT ASSOCIATES		3	1	25%	4
SOUTHEASTERN PEDIATRIC ASSOCIATES			4	100%	4
IU HEALTH PATHOLOGY			4	100%	4
ANY LAB TEST NOW INC			4	100%	4
SOUTHEASTERN REGIONAL MEDICAL CENTER			4	100%	4
COLUMBIA MEMORIAL HOSPITAL LABORATORY		4			4
DOLPHIN POINTE HEALTH CARE LLC			4	100%	4
HORIZON MEDICAL GROUP		4			4
Belleair Healthcare Center		3	1	25%	4
MD BEAUTY LABS, PA		4			4
NEMOURS CHILDREN'S PRIMARY CARE VERO BEACH			4	100%	4
HOLLEY NAVARRE MEDICAL CLINIC			4	100%	4
SANFORD SOUTH UNIVERSITY		4			4
BRISTOL AT TAMPA, THE		3			3
URGENT TEAM - MUSCLE SHOALS		3			3
CITIZENS BAPTIST MEDICAL CENTERS LAB		3			3
BEEBE MEDICAL CENTER LABORATORY		3			3
WINDERMERE MEDICAL CENTER			3	100%	3
CAREWELL URGENT CARE			3	100%	3
PARRISH MEDICAL CENTER-WAIVED TESTING		3			3
WOLFF CTR FOR CHILD & ADOLESCENT HEALTH PLLC,THE		2	1	33%	3
VICAR'S LANDING NURSING HOME		2	1	33%	3
LABS PLUS LLC		3			3
FORT HAMILTON URGENT CARE		3			3
NOT GIVEN		1	2	67%	3
MINUTECLINIC, LLC, DBA MINUTECLINIC #6106		2	1	33%	3
KETTERING HEALTH			3	100%	3
WINDSOR OF LAKEWOOD RANCH,THE		3			3
CLEARWATER PEDIATRIC CARE			3	100%	3
THONOTOSASSA COMMUNITY HEALTH CENTER			3	100%	3
NORTH BROWARD HOSPITAL DISTRICT HEALTHCARE FOR THE HOMELESS			3	100%	3
TNC WALK IN CLINIC		1	2	67%	3
PALMS WEST HOSPITAL			3	100%	3
MIZELL MEMORIAL HOSPITAL			3	100%	3
ALLIANCE LABS @LRMC			3	100%	3
SSM HEALTH ST LOUIS MICROBIOLOGY LABORATORY		1	2	67%	3
MANOR CARE OF PALM HARBOR		3			3
UNIVERSITY OF MIAMI MILLER SCHOOL OF MEDICINE			3	100%	3
ALABAMA DEPARTMENT OF PUBLIC HEALTH		1	2	67%	3
NOVANT HEALTH PRESBYTERIAN		2	1	33%	3
PRISMA HEALTH MIDLANDS			3	100%	3
DEPARTMENT OF PATHOLOGY ROME MEMORIAL		3			3
MINUTECLINIC DIAGNOSTIC OF NORTH CAROLINA PC		3			3
MEDFUSION		2	1	33%	3
VILLAGES HEALTH, THE		3			3
SPRING LAKE REHABILITATION CENTER			3	100%	3

# COVID-19: testing by laboratory

Data through Nov 27, 2020 verified as of Nov 28, 2020 at 09:25 AM

Data in this report are provisional and subject to change.

The numbers in the table below represent the number of Florida and non-Florida residents for whom test results were received by the Department of Health. A person can be tested by more than one laboratory and can have both positive and negative results. **Therefore, the sum of the numbers in each column will be larger than the total number of people tested.**

Reporting lab	Inconclusive	Negative	Positive	Percent positive	Total
MANORCARE NURSING & REHABILITATION CENTER-NAPLES		3			3
RED MOUNTAIN DIAGNOSTICS		3			3
CORTLAND REGIONAL MEDICAL CENTER		3			3
GEORGIA DEPARTMENT OF PUBLIC HEALTH			3	100%	3
CGH MEDICAL CENTER			3	100%	3
ALABAMA CLINICS		1	2	67%	3
HAWTHORNE INN OF LAKELAND		3			3
CVS HEALTH, #3396		3			3
AVANTE INVERNESS		1	2	67%	3
SONATA BOYNTON BEACH		2	1	33%	3
DEACONESS HOSPITAL			3	100%	3
EAST HILL MEDICAL GROUP		2	1	33%	3
CITYMD		1	2	67%	3
FLORIDA CLINICAL LABORATORY - BIOREFERENCE LABORATORIES		2	1	33%	3
PEACEHEALTH LABORATORIES		2	1	33%	3
ELITE MEDICAL CENTER			3	100%	3
UNC HOSPITAL/MCLENDON CLINICAL LABORATORIES			3	100%	3
NORTH SHORE HEMATOLOGY-ONCOLOGY ASSOCIATES, PC		3			3
ONslow MEMORIAL HOSPITAL LABORATORY		3			3
NOT INDICATED		1	2	67%	3
NOVANT HEALTH UVA			3	100%	3
DEPT OF VA MEDICAL CENTER - BAY PINES			3	100%	3
PRORENATA LABS		1	2	67%	3
BAY BREEZE HEALTH AND REHABILITATION CENTER		3			3
JACKSON SOUTH COMMUNITY HOSPITAL LAB			3	100%	3
PERDIDO URGENT CARE			3	100%	3
VIRGINIA DIVISION OF CONSOLIDATED LABORATORIES			3	100%	3
BOND CLINIC PA PEDIATRICS DEPT		3			3
BIRMINGHAM VAMC		1	2	67%	3
SANDGATE GARDENS REHAB & NURSING CENTER		2	1	33%	3
JOHN T MATHER MEMORIAL HOSPITAL LABORATORY		3			3
NORTH SHORE HOSP. INFECTION CONTROL			3	100%	3
CULLMAN REGIONAL URGENT CARE		2	1	33%	3
LAKE GIBSON VILLAGE, LLC		3			3
ARCPPOINT LABS OF ST PETERSBURG		1	2	67%	3
WATSON THERAPEUTICS		1	2	67%	3
BEACON AT GULF BREEZE, THE		3			3
PUTNAM HOSPITAL CENTER LABORATORY		3			3
MEDICAL CENTER ENTERPRISE			3	100%	3
ARCPPOINT LABS OF SARASOTA MANATEE			3	100%	3
BARONESS ERLANGER HOSPITAL		3			3
CARENOW URGENT CARE-GREEN HILLS		3			3
LAFAYETTE NURSING AND REHAB			3	100%	3
ORANGE PARK PEDIATRIC ASSOCIATES			3	100%	3
BAPTIST OUTPATIENT SERVICES			3	100%	3
ABSOLUTE HEALTH		3			3

# COVID-19: testing by laboratory

Data through Nov 27, 2020 verified as of Nov 28, 2020 at 09:25 AM

Data in this report are provisional and subject to change.

The numbers in the table below represent the number of Florida and non-Florida residents for whom test results were received by the Department of Health. A person can be tested by more than one laboratory and can have both positive and negative results. **Therefore, the sum of the numbers in each column will be larger than the total number of people tested.**

Reporting lab	Inconclusive	Negative	Positive	Percent positive	Total
CAMPAZZI CONCIERGE MEDICAL SERVICES		2	1	33%	3
INDIANA STATE DEPARTMENT OF HEALTH		1	2	67%	3
HOLMES REG MED CENTER CLINICAL LAB			3	100%	3
LEWIS COUNTY MANOR		3			3
SANFORD MOBILE LAB			3	100%	3
SONATA DELRAY BEACH		2	1	33%	3
MULBERRY CARE CENTER			3	100%	3
PEDIATRICS BY THE SEA JOG RD OFFICE			3	100%	3
LAHEY CLINIC MEDICAL CENTER			3	100%	3
BAPTIST PRIMARY CARE, INC.		2	1	33%	3
NORTHWEST FLORIDA CLINICAL LAB		1	2	67%	3
MUNSON MEDICAL CENTER			3	100%	3
MARYLAND STATE DEPT OF HEALTH	2		1	33%	3
EXPRESS DOCS LLC			3	100%	3
BOCA RATON REHABILITATION CENTER			3	100%	3
FLORIDA LABORATORY ANALYSIS, LLC			3	100%	3
VIDANT MEDICAL CENTER			3	100%	3
ADRIANA M CASTRO MD PA		3			3
SURETOX LABORATORY LLC		2	1	33%	3
Nashville Central Laboratory		3			3
TRUE HEALTH - LAKE UNDERHILL		3			3
FLORIDA CANCER SPECIALISTS & RESEARCH INSTITUTE		2	1	33%	3
BELLIN HEALTH LAB		1	2	67%	3
FLORIDA DEPARTMENT OF HEALTH IN MIAMI DADE COUNTY		2	1	33%	3
MIRIMUS INC		1	2	67%	3
CAPTAIN JAMES A. LOVELL FEDERAL HEALTHCARE CENTER			3	100%	3
THE LODGE AND REHABILITATION CENTER		3			3
EDWARD J HEALEY REHAB & NURSING CENTER		3			3
GRACE WELLNESS CENTER		2	1	33%	3
CONSULATE HEATH CARE AT WEST ALTAMONTE			3	100%	3
MONTANA DEPARTMENT OF PUBLIC HEALTH & HUMAN SERVICES			3	100%	3
VIBRANT AMERICA		3			3
CVS MINUTE CLINIC DIAGNOSTIC OF NORTH CAROL		3			3
VISTA MANOR			3	100%	3
CORTLAND COUNTY HEALTH DEPARTMENT		3			3
ADVENT HEALTH - TIMBERRIDGE ER		2	1	33%	3
HUNT CLUB PEDIATRIC ASSOCIATES LLC		2	1	33%	3
TUFTS MEDICAL CENTER			3	100%	3
ILLINOIS DEPARTMENT OF PUBLIC HEALTH			3	100%	3
West Gate Village, LLC		3			3
UT SOUTHWESTERN MEDICAL CENTER			3	100%	3
WILLIAM A HINTON STATE LABORATORY INSTITUTE		1	2	67%	3
KEY WEST URGENT CARE, INC		3			3
URGENT CARE - OCONEE		2	1	33%	3
THE CLINIC OF PEDIATRICS & GI MEDICINE, INC			3	100%	3
BRENTWOOD SENIOR LIVING AT ST PETE			3	100%	3

# COVID-19: testing by laboratory

Data through Nov 27, 2020 verified as of Nov 28, 2020 at 09:25 AM

Data in this report are provisional and subject to change.

The numbers in the table below represent the number of Florida and non-Florida residents for whom test results were received by the Department of Health. A person can be tested by more than one laboratory and can have both positive and negative results. **Therefore, the sum of the numbers in each column will be larger than the total number of people tested.**

Reporting lab	Inconclusive	Negative	Positive	Percent positive	Total
ACCESS HEALTH CARE		2	1	33%	3
YORK HOSPITAL - LABORATORY			3	100%	3
CARESPOT-WELLINGTON			3	100%	3
MARQUIS LABS, LLC		3			3
NORTHSIDE HOSPITAL		2	1	33%	3
MORTON PLANT HOSPITAL NURSING			3	100%	3
BOROPARK URGENT CARE		3			3
PASSPORT HEALTH OF TAMPA BAY		3			3
HELIX MEDICAL CENTERS		1	2	67%	3
PRIMECARE		2	1	33%	3
TARRANT COUNTY PUBLIC HEALTH		3			3
MADISON COUNTY HEALTH DEPARTMENT		3			3
ERIE COUNTY PUBLIC HEALTH CLINICAL		3			3
MPG JACKSONVILLE ATLANTIC BLVD		1	2	67%	3
ALLIANCE FOR MULTISPECIALTY RESEARCH		3			3
OPENTRONS PRL		2	1	33%	3
GONZALEZ MD AND ASWAD MD HEALTH SERVICES			3	100%	3
BETTERMED URGENT CARE			3	100%	3
BISHOP GRADY VILLAS		3			3
BRIDGEWAY HEALTH CLINICS INC			3	100%	3
QUATRACOR PLLC		3			3
CHAMPLAIN VALLEY PHYSICIANS HOSPITAL		3			3
MED LABS DIAGNOSTICS		3			3
THOMAS LANGLEY			3	100%	3
BAY PINES MEDICAL ASSOCIATES		1	2	67%	3
SEA LEVEL LABS			3	100%	3
FAMILY MEDICINE OF WESTON LLC			3	100%	3
DACH MAIN LAB			3	100%	3
UNILAB OF DADE INC			3	100%	3
NEWSTAR MEDICAL LABORATORIES		3			3
UCF STUDENT HEALTH SERVICES LABORATORY			3	100%	3
REGIONAL MEDICAL LAB			3	100%	3
LAFAYETTE NURSING AND REHABILITATION CENTER		3			3
MAYO		1	2	67%	3
GREATER MOBILE URGENT CARE – SPRINGHILL			3	100%	3
GYN PATH SERVICES			3	100%	3
SJH			3	100%	3
IOWA DEPARTMENT OF PUBLIC HEALTH			3	100%	3
BAPTIST PRIMARY BLACK CREEK SOUTH			3	100%	3
PBC PREMIER FAMILY HEALTH			3	100%	3
MENORAH HOUSE		3			3
PATIENT FIRST - ALLENTOWN			3	100%	3
ISLAND LAKE CENTER			3	100%	3
GROVES CENTER			3	100%	3
EXETER HOSPITAL		3			3
GARCIA MORALES NELSON			3	100%	3

# COVID-19: testing by laboratory

Data through Nov 27, 2020 verified as of Nov 28, 2020 at 09:25 AM

Data in this report are provisional and subject to change.

The numbers in the table below represent the number of Florida and non-Florida residents for whom test results were received by the Department of Health. A person can be tested by more than one laboratory and can have both positive and negative results. **Therefore, the sum of the numbers in each column will be larger than the total number of people tested.**

Reporting lab	Inconclusive	Negative	Positive	Percent positive	Total
JOSEF SCHENKER MD PC		3			3
MAINSTREET FAMILY CARE			3	100%	3
US SPECIALTY LABS			3	100%	3
MONTANA PUBLIC HEALTH LAB			3	100%	3
VIERA PEDIATRICS			3	100%	3
RELIANT ACUTE CARE			3	100%	3
BROOKDALE BRANDON		3			3
STEWART MELBOURNE HOSPITAL			3	100%	3
AVANTE AT MT DORA		1	2	67%	3
LCS SANDHILL COVE LLC DBA		3			3
MARION COUNTY FIRE RESCUE		3			3
MOULTRIE CREEK NURSING AND REHAB			3	100%	3
LEXINGTON MEDICAL CENTER		1	2	67%	3
COURTYARD GARDENS OF JUPITER		3			3
ADVENTHEALTH EXPRESS CARE AT			3	100%	3
SIGNATURE CARE PFLUGERVILLE			3	100%	3
OSWEGO HOSPITAL LABORATORY		3			3
PPD - IXLAYER		3			3
MD NOW URGENT CARE - DELRAY WEST			3	100%	3
CAPE CORAL URGENT CARE		2	1	33%	3
CAMPBELL URGENT CARE			3	100%	3
NORTHEAST ALABAMA REGIONAL MEDICAL CENTER		2	1	33%	3
ORLANDO REGIONAL HEALTH SERVICES		1	2	67%	3
MID FLORIDA PATHOLOGY LLC		3			3
HELIX KH UC			3	100%	3
REELFOOT FAMILY WALK IN CLINIC		2	1	33%	3
GREENVILLE MEMORIAL HOSPITAL LAB			3	100%	3
MARSHFIELD LABORATORIES			3	100%	3
CONSOLIDATED LABORATORY SERVICES			3	100%	3
BETH ISRAEL MEDICAL CENTER LABS		3			3
ACE BIOMEDICAL LABS LLC			3	100%	3
EAST BANK HOSPITAL - UNIVERSITY OF MINNESOTA MEDICAL CENTER			3	100%	3
PATHOLOGY REFERENCE LAB LLC			3	100%	3
WALK IN URGENT CARE			3	100%	3
COLLEGE POINT URGENT CARE		3			3
WINDER NURSING INC DBA WINDER HEALTH CARE		3			3
SOUTHERN OCEAN MEDICAL CENTER		3			3
RHEA MEDICAL CENTER		3			3
ANN STORCK CENTER INC		3			3
CROSSVILLE MEDICAL GROUP		1	2	67%	3
DICKSON MEDICAL ASSOCIATES PC PATH LAB		3			3
TAMPA		1	2	67%	3
MIDDLETOWN MEDICAL P C			3	100%	3
BOND CLINIC DR ELDEEB		1	2	67%	3
CHARLOTTE CHD PORT CHARLOTTE		2	1	33%	3
MID FLORIDA CLINICAL LABORATORY		2	1	33%	3



# COVID-19: testing by laboratory

Data through Nov 27, 2020 verified as of Nov 28, 2020 at 09:25 AM

Data in this report are provisional and subject to change.

The numbers in the table below represent the number of Florida and non-Florida residents for whom test results were received by the Department of Health. A person can be tested by more than one laboratory and can have both positive and negative results. **Therefore, the sum of the numbers in each column will be larger than the total number of people tested.**

Reporting lab	Inconclusive	Negative	Positive	Percent positive	Total
EXPRESS FAMILY CARE LLC			3	100%	3
NOVARI CARE LLC		3			3
MINUTECLINIC, LLC #05038		3			3
SOFTLAB			3	100%	3
LEE CONVENIENT CARE AT SUMMERLIN			3	100%	3
SENTARA NORFOLK GENERAL HOSPITAL CENTRAL LAB			3	100%	3
WESLEY CHAPEL INTERNAL MEDICINE AND PEDIATRICS			3	100%	3
CTRS			3	100%	3
OPTUMCARE FLORIDA LLC		1	2	67%	3
MEDICAL CENTER AFFILIATES WEST PALM			3	100%	3
MEDICATION ROOMS-CSU/CI NURSE STATION		3			3
PINELLAS PARK HEALTH CENTER - PINELLAS CHD		1	2	67%	3
MINUTECLINIC DIAGNOSTIC OF NEW JERSEY, LLC # 7069		3			3
MCR HEALTH LAWTON CHILES ADMINISTRATION STE A		1	2	67%	3
SIGNATURE CARE MONTROSE		2	1	33%	3
SCIENTIFIC LABORATORY DIVISION			3	100%	3
FAMILY MEDICINE AT WATERMAN		3			3
FLORIDA MEDICAL CLINIC - MULTI SPECIALTY CAMPUS			3	100%	3
ATMORE NURSING CENTER		3			3
PALM BEACH CDH - DELRAY BEACH			3	100%	3
ST LUKES HOSPITAL LABORATORY		2	1	33%	3
NORTH NAPLES HOSPITAL RESPIRATORY THERAPY DEPARTMENT			3	100%	3
ADVENT HEALTH - WESTCHASE ER			3	100%	3
NORTHERN LIGHT LABORATORY		1	2	67%	3
State Lab Unspecifd			3	100%	3
COVENANT PEDIATRICS		1	2	67%	3
URGENT DOC - URGENT CARE CLINIC			3	100%	3
NORTHWELL HEALTH			2	100%	2
ACL LABORATORIES INDUSTRIAL TOXICOLOGY			2	100%	2
SPRING HILL REGIONAL HOSPITAL			2	100%	2
MEMORIAL SLOAN KETTERING CANCER CENTER		1	1	50%	2
LAKE NONA PEDIATRICS IN ASSOCIATION WITH NEMOURS		2			2
FIRST CARE - MIDDLESBORO			2	100%	2
UNITY HEALTH AND REHABILITATION CENTER			2	100%	2
URGENT TEAM - HUNTSVILLE		2			2
FLORIDA ATLANTIC UNIVERSITY STUDENT HEALTH			2	100%	2
ST. CLOUD PHARMACY AND WELLNESS CENTER		2			2
PALOS COMMUNITY HOSPITAL LABORATORY			2	100%	2
CALHOUN COUNTY HEALTH DEPT		2			2
PINECREST PEDIATRICS GROUP LLC			2	100%	2
HILLVIEW LABORATORY			2	100%	2
PALM CITY NURSING AND REHAB CENTER			2	100%	2
Lakeside Oaks Care Center			2	100%	2
SCIENTIA DIAGNOSTICS			2	100%	2
MINUTE-CLINIC DIAGNOSTIC OF VIRGINIA, LLC #2003		1	1	50%	2
PIEDMONT HOSPITAL LAB			2	100%	2

# COVID-19: testing by laboratory

Data through Nov 27, 2020 verified as of Nov 28, 2020 at 09:25 AM

Data in this report are provisional and subject to change.

The numbers in the table below represent the number of Florida and non-Florida residents for whom test results were received by the Department of Health. A person can be tested by more than one laboratory and can have both positive and negative results. **Therefore, the sum of the numbers in each column will be larger than the total number of people tested.**

Reporting lab	Inconclusive	Negative	Positive	Percent positive	Total
BAYLOR COLLEGE OF MEDICINE			2	100%	2
RUSSELL MEDICAL CENTER		2			2
CELEBRATION PEDIATRICS PA			2	100%	2
AMERICAN SCIENTIFIC LABORATORIES LLC			2	100%	2
BNC Medical Investors, LLC Berrien Nursing & Rehabilitation Center		2			2
STEWART ST ELIZABETH MEDICAL CENTER			2	100%	2
PINARD HOME HEALTH SERVICES INC			2	100%	2
CROSSROADS			2	100%	2
DMC UNIVERSITY LABORATORIES		1	1	50%	2
PR HEALTH			2	100%	2
STUDENT HEALTH SERVICES			2	100%	2
CROSS CITY REHABILITATION AND HEALTH CARE CENTER		2			2
BENTON PEDIATRICS		2			2
FLORIDA MEDICAL CL ODOM TPA			2	100%	2
GREENLEAF ALF		2			2
GINKGO-IXLAYER		2			2
LAKELAND HILLS CENTER		1	1	50%	2
MINUTECLINIC DIAGNOSTIC OF NORTH CAROLINA, PC		1	1	50%	2
PLANT CITY PEDIATRICS		2			2
SOUTH DAKOTA DEPARTMENT OF HEALTH		2			2
TREASURE COAST MEDICAL ASSOCIATES INC			2	100%	2
PANCARE HEALTH - BONIFAY K-8			2	100%	2
INSPIRIT SENIOR LIVING			2	100%	2
MID-FLORIDA HEMATOLOGY AND ONCOLOGY CENTERS		2			2
Lake Charles Healthcare LLC dba Landmark Lake Charles			2	100%	2
FIRST CHOICE MEDICAL PC			2	100%	2
BAPTIST HEALTHCARE - LAKEVIEW CENTER INC		2			2
PEDIATRIC HEALTH CARE (3577)		1	1	50%	2
MORGAN STANLEY HEALTH CENTER		2			2
ALLIED PHYSICIANS GROUP PLLC		2			2
NLC LABS			2	100%	2
MEDFAST URGENT CARE CENTERS			2	100%	2
RAINBOW PEDIATRIC CENTER PA		1	1	50%	2
BAYSTATE MEDICAL CENTER		1	1	50%	2
WYOMING DEPT OF HEALTH			2	100%	2
SPARROW CENTRAL LAB			2	100%	2
PACIFICA SENIOR LIVING OCALA		2			2
OKLAHOMA STATE DEPARTMENT OF HEALTH-PUBLIC HEALTH LABORATORY			2	100%	2
PM PEDIATRICS OF BAYSIDE, PLLC - MANHASSET		2			2
MC DIAGNOSTIC OF CONNECTICUT PC #459		2			2
MONTEFIORE MEDICAL CENTER LABS MONTEFIORE		1	1	50%	2
NIGHT LITE PEDIATRICS CENTER		1	1	50%	2
JEFFERSON COUNTY HEALTH DEPARTMENT-MONTICELLO		2			2
PREMIER FAMILY AND SPORTS MEDICINE		1	1	50%	2
ROCKEFELLER UNIVERSITY CLINICAL GENOMICS LABORATOR		2			2
MINUTE-CLINIC DIAGNOSTIC OF VIRGINIA, LLC #794		2			2

# COVID-19: testing by laboratory

Data through Nov 27, 2020 verified as of Nov 28, 2020 at 09:25 AM

Data in this report are provisional and subject to change.

The numbers in the table below represent the number of Florida and non-Florida residents for whom test results were received by the Department of Health. A person can be tested by more than one laboratory and can have both positive and negative results. **Therefore, the sum of the numbers in each column will be larger than the total number of people tested.**

Reporting lab	Inconclusive	Negative	Positive	Percent positive	Total
MOBILE COUNTY HEALTH DEPARTMENT		1	1	50%	2
LIFE CARE HOME HEALTH SERVICES LLC			2	100%	2
ISLAND DOCTORS DAYTONA			2	100%	2
TRICORE REFERENCE LABORATORY		1	1	50%	2
LEGACY LABORATORY SERVICES			2	100%	2
DOCTORS HOSPITAL RENAISSANCE			2	100%	2
HOSPICE OF MARTIN & ST LUCIE, INC		2			2
ST VINCENTS AMBULATORY CARE INC DBA			2	100%	2
CVS MINUTE CLINIC DIAGNOSTIC MED GRP OF CA		2			2
HARTFORD HEALTH SERVICES LLC		2			2
NEW YORK STATE DEPARTMENT OF HEALTH		1	1	50%	2
THE CLUB AT BOYNTON BEACH, LLC			2	100%	2
EMORY UNIVERSITY HOSPITAL			2	100%	2
RELIANT IMMUNE DIAGNOSTICS			2	100%	2
SYLVAN NURSING			2	100%	2
ASCENSION ST MICHAEL'S HOSPITAL LAB		1	1	50%	2
CRUC CMCH-COVID-19		2			2
Workmens Circle Multicare Center		2			2
ROANE MEDICAL CENTER		1	1	50%	2
RIVERWOOD CENTER,THE			2	100%	2
GEISINGER MEDICAL CENTER		2			2
CARENOW-LEBANON		1	1	50%	2
ATLAS GENOMICS			2	100%	2
Greystone Nursing and Rehab, LLC			2	100%	2
CSL PLASMA INC			2	100%	2
SOUTHSIDE FAMILY MEDICAL		2			2
YOUTH AND YOU, INC		2			2
ST PETERSBURG PEDIATRICS-EAST BAY			2	100%	2
MORRISTOWN MEMORIAL HOSPITAL		2			2
HOME ACCESS HEALTH			2	100%	2
COASTAL FAMILY PRACTICE			2	100%	2
ADVENTHEALTH MEDICAL GROUP PEDIATRIC & ADOLESCENT		2			2
Fouraker Hills Rehab and Nursing			2	100%	2
SMOKY MOUNTAIN URGENT CARE AND FAMILY MEDICINE CENTER			2	100%	2
FLORIDA CLINICAL LABORATORY INC			2	100%	2
BENSONHURST URGENT CARE		2			2
FLAGLER PROFESSIONAL HEALTH CAE SERVICES INC		2			2
TERRACE OF ST CLOUD, THE		1	1	50%	2
ALLIANCE PEDIATRICS PA			2	100%	2
PEACEHEALTH CENTRAL		2			2
ASSOCIATES MD CYPRESS CREEK			2	100%	2
GENETIC ASSAYS INC			2	100%	2
PALMS REHABILITATION AND HEALTHCARE CENTER			2	100%	2
OURMED		2			2
NOVADIX		2			2
PTC LABORATORIES			2	100%	2

# COVID-19: testing by laboratory

Data through Nov 27, 2020 verified as of Nov 28, 2020 at 09:25 AM

Data in this report are provisional and subject to change.

The numbers in the table below represent the number of Florida and non-Florida residents for whom test results were received by the Department of Health. A person can be tested by more than one laboratory and can have both positive and negative results. **Therefore, the sum of the numbers in each column will be larger than the total number of people tested.**

Reporting lab	Inconclusive	Negative	Positive	Percent positive	Total
ST. JOSEPH REGIONAL MEDICAL CENTER			2	100%	2
FLORENCE - HUNTSVILLE HOSPITAL URGENT CARE		2			2
HARTFORD HOSPITAL ANCILLARY LAB		1	1	50%	2
WALGREENS #05477		2			2
BROOKDALE ORANGE PARK		2			2
BMC/JACSONVILLE		1	1	50%	2
CONEMAUGH MEMORIAL MEDICAL CENTER		2			2
Elba Nursing and Rehabilitation Center, LLC		2			2
GULF COAST REGIONAL MEDICAL CARE		2			2
UNIVERSITY OF MISSOURI HEALTH CARE			2	100%	2
TRINITAS REGIONAL MEDICAL CENTER		1	1	50%	2
BFT LAB			2	100%	2
ADVENTHEALTH CAR CENTER APOPKA			2	100%	2
MD NOW URGENT CARE CENTER INC.			2	100%	2
INA		1	1	50%	2
TENNESSEE DEPARTMENT OF HEALTH (TDH) - REGIONAL LABORATORY			2	100%	2
COMMONWEALTH OF MASSACHUSETTS			2	100%	2
JULIE STAATS DO		2			2
FLORIDA MEDICAL CLINIC -INTERNAL MED DADE CITY			2	100%	2
CARENOW URGENT CARE-DONELSON		2			2
ADVENTHEALTH SEBRING- INFECTION CONTROL DEPARTMENT			2	100%	2
Cleveland Clinic Weston			2	100%	2
DISCOVERY VILLAGE AT THE FORUM		2			2
PRINCETON VILLAGE□			2	100%	2
UNIVERSITY OF MICHIGAN		2			2
VIRTUA MEMORIAL HOSPITAL BURLINGTON COUNTY			2	100%	2
RAPID CITY RUGENT CARE			2	100%	2
ADVANCED EMURGENT CARE		2			2
TALLAHASSEE MEMORIAL HEALTHCARE FAMILY MED RESIDENCY			2	100%	2
HCR MANOR CARE SERVICES OF FLORIDA III INC		2			2
CARENOW URGENT CARE-SOUTHLAKE			2	100%	2
PEPIN ACADEMIES-PASCO		2			2
LIFEHOPE LABS			2	100%	2
FEDERAL CORRECTIONAL INSTITUTION MARIANNA			2	100%	2
HOLIDAY MEDICAL ASSOCIATES		1	1	50%	2
ORCHID COVE			2	100%	2
FLORIDA MEDICAL CLINIC IM MLK		2			2
FAST PACE MEDICAL CLINIC		2			2
MINUTE CLINIC DIAGNOSTIC OF PENNSYLVANIA		2			2
TERRACE AT HOBE SOUND, THE		1	1	50%	2
COASTAL MEDICAL LAB			2	100%	2
GRAND VILLA OF MELBOURNE			2	100%	2
INSPIRED LIVING AT PALM BAY		2			2
MARCO ISLAND HOSPITAL INC D/B/A		1	1	50%	2
CEDARS-SINAI MEDICAL CENTER			2	100%	2
COL CROSSROAD		1	1	50%	2

# COVID-19: testing by laboratory

Data through Nov 27, 2020 verified as of Nov 28, 2020 at 09:25 AM

Data in this report are provisional and subject to change.

The numbers in the table below represent the number of Florida and non-Florida residents for whom test results were received by the Department of Health. A person can be tested by more than one laboratory and can have both positive and negative results. **Therefore, the sum of the numbers in each column will be larger than the total number of people tested.**

Reporting lab	Inconclusive	Negative	Positive	Percent positive	Total
SPECTRA LABS		1	1	50%	2
HEART OF FLORIDA HEALTH CENTER INC			2	100%	2
FLORIDA KEYS PED & ADOLES CTR			2	100%	2
ADVENTHEALTH EAST ORLANDO EMPLOYEE CLINIC		2			2
EDEN AT CRESTVIEW			2	100%	2
JEFFERSON WASHINGTON TOWNSHIP HOSPITAL		2			2
PROFESSIONAL PARK PEDIATRICS PA			2	100%	2
EXPRESSCARE URGENT CARE CENTER			2	100%	2
NEW BRIDGE MEDICAL CENTER		2			2
ROSS MEDICAL GROUP			2	100%	2
PEDIATRICS AND ADOLESCENT MEDICINE		2			2
IGENEX INC		2			2
FLORIDA HOSPITAL APOPKA		1	1	50%	2
CANTERFIELD OF CLAY COUNTY		2			2
AHEC CLINIC		1	1	50%	2
STEUBEN COUNTY PUBLIC HEALTH		2			2
Enterprise Health and Rehabilitation Center		2			2
WEISS PEDIATRIC CARE LLC		2			2
PRECISION DIAGNOSTIC INC		2			2
EASTLAKE MEDICAL CENTER		2			2
TRUE HEALTH INC			2	100%	2
MERCY HEALTH LAB		1	1	50%	2
REMISE OCCUPATIONAL HEALTH SOLUTIONS INC			2	100%	2
GRACE MEDICAL HOME		2			2
CARESPOT EXPRESS HEALTHCARE			2	100%	2
UT PATH			2	100%	2
TMH EC NORTHEAST LABORATORY			2	100%	2
MINIMALLY INVASIVE VASCULAR INC		2			2
ORLANDO LUTHERAN TOWERS		1	1	50%	2
HOUSTON HEALTH DEPARTMENT - BUREAU OF LABORATORY SERVICES			2	100%	2
NEBRASKA MEDICAL CENTER			2	100%	2
LOWELL GENERAL HOSPITAL			2	100%	2
CVS MINUTE CLINIC DIAGNOSTIC OF TEXAS		2			2
CRESTVIEW IMMEDIATE CARE LL			2	100%	2
PM PEDIATRICS OF BAYSIDE PLLC - HOPEWELL JUNCTION		2			2
SUNCOAST BLOOD BANK			2	100%	2
BRANDYWYNE HEALTH CARE CENTER			2	100%	2
BAYLOR GENETICS		2			2
UTMB PATHOLOGY CLINICAL SERVICES LABORATORY			2	100%	2
BERGEN COUNTY SURGICAL AND ENDOSCOPY CENTER		2			2
SUMTER PEDIATRICS		2			2
SARASOTA MEMORIAL MEDICAL URGENT CARE CENTER			2	100%	2
MAGNOLIA ADULT, LLC			2	100%	2
LIFT HEALTH		2			2
BAPTIST HEALTH MEDICAL CENTER			2	100%	2
ORANGE COUNTY HEALTH DEPARTMENT		1	1	50%	2

# COVID-19: testing by laboratory

Data through Nov 27, 2020 verified as of Nov 28, 2020 at 09:25 AM

Data in this report are provisional and subject to change.

The numbers in the table below represent the number of Florida and non-Florida residents for whom test results were received by the Department of Health. A person can be tested by more than one laboratory and can have both positive and negative results. **Therefore, the sum of the numbers in each column will be larger than the total number of people tested.**

Reporting lab	Inconclusive	Negative	Positive	Percent positive	Total
JUPITER MEDICAL CENTER URGENT CENTER			2	100%	2
DEPT OF HEALTH			2	100%	2
CENTERPLACE HEALTH, INC			2	100%	2
ASCENSION ST VINCENT'S RIVERSIDE			2	100%	2
UC CORAL GABLES			2	100%	2
PELICAN LANDING		1	1	50%	2
COMPREHENSIVE CLINICAL RESEARCH, LLC			2	100%	2
MONROE COUNTY HEALTH DEPARTMENT			2	100%	2
FAMILY MEDICINE AT HUNTERS CREEK		2			2
ALAN A SMITH MD LLC		2			2
WHOLE FAMILY HEALTH CENTER INC		1	1	50%	2
UNIVERSITY HOSPITAL OF BROOKLYN		2			2
YORKVILLE PEDIATRIC URGENT CARE		2			2
ADVANCED URGENT CARE CENTER OF THE UPPER KEYS			2	100%	2
SUPERIOR RESIDENCES AT CALA HILLS		2			2
DALLAS MEDICAL CENTER			2	100%	2
DEKALB MEDICAL CENTER LABORATORY			2	100%	2
SPRINGS MEDICAL LAB		1	1	50%	2
MEDFIRST URGENT CARE			2	100%	2
ST. MARY'S MEDICAL CENTER EVANSVILLE, INC			2	100%	2
Bainbridge Health and Rehab		2			2
ST BARNABAS HOSPITAL		2			2
Wesley Place on Honeysuckle		2			2
Broadview Multi-Care Center		2			2
ADVANCED URGENT CARE LLC			2	100%	2
BIOHEALTH MEDICAL LAB INC			2	100%	2
BOND AND STEELE CLINIC, PA		2			2
CYPRESS VILLAGE		1	1	50%	2
CHEROKEE COUNTY HEALTH AND REHAB CENTER		2			2
BROOKDALE SENIOR LIVING			2	100%	2
UT MEMPHIS UNIVERSITY HEALTH SERVICES			2	100%	2
JOHN D. ARCHBOLD MEM. HOSPITAL			2	100%	2
CARL R DARNALL ARMY MEDICAL CENTER			2	100%	2
CVS MINUTE CLINIC DIAGNOSTIC OF KANSAS, PA		2			2
COPELAND MEDICAL CLINIC		2			2
ASPEN VALLEY HOSPITAL			2	100%	2
SKIPPACK MEDICAL LAB			2	100%	2
Fort Gaines Health and Rehab		2			2
JOHNSON CITY MEDICAL CENTER		1	1	50%	2
CHAPPEL GROUP RESEARCH, THE		2			2
NATIONWIDE LABORATORY SERVICES		1	1	50%	2
MEDICANA NURSING AND REHAB CENTER			2	100%	2
JOHNNIE RUTH CLARKE LAB			2	100%	2
PALM MEDICAL CENTER - PLANT CITY		2			2
SHANDS AT LAKE SHORE LAB			2	100%	2
MAIN STREET MEDICAL CENTER OF CRESTVIEW PA			2	100%	2

# COVID-19: testing by laboratory

Data through Nov 27, 2020 verified as of Nov 28, 2020 at 09:25 AM

Data in this report are provisional and subject to change.

The numbers in the table below represent the number of Florida and non-Florida residents for whom test results were received by the Department of Health. A person can be tested by more than one laboratory and can have both positive and negative results. **Therefore, the sum of the numbers in each column will be larger than the total number of people tested.**

Reporting lab	Inconclusive	Negative	Positive	Percent positive	Total
HANOVER ENDOSCOPY CENTER		2			2
WHOLE CHILD PEDIATRICS			2	100%	2
SANFORD REGIONAL HOSPITAL WORTHINGTON		2			2
PULSE & REMEDY LLC			2	100%	2
ADVENTIST HINSDALE HOSPITAL LABORATORY			2	100%	2
IMA MEDICAL CENTER		2			2
Robert Cranfield			2	100%	2
RUSH UNIVERSITY MEDICAL CENTER LABORATORY			2	100%	2
NOVA SOUTHEASTERN UNIVERSITY - STUDENT MEDICAL CTR			2	100%	2
LEESBURG COMMUNITY HEALTH CENTERS			2	100%	2
FLORIDA COMMUNITY HEALTH CENTERS, INC.			2	100%	2
AMERICAN MEDICAL LABORATORIES			2	100%	2
CUMBERLAND MEDICAL CENTER INC		2			2
L3HARRIS FAMILY MEDICAL CENTER			2	100%	2
Z UROLOGY		2			2
VALDOSTA FAMILY MEDICINE			2	100%	2
RIO PINAR HEALTH CARE			2	100%	2
University Center East			2	100%	2
ST LUKES HOSPITAL			2	100%	2
PREMIER MEDICAL LABORATORY			2	100%	2
UNIVERSITY OF KANSAS MEDICAL CENTER			2	100%	2
ENTRUST IMMEDIATE CARE			2	100%	2
DOTHAN WEST FAMILY MEDICINE		1	1	50%	2
Surrey Place Healthcare and Rehabilitation		2			2
UW MEDICINE VIROLOGY LAB			2	100%	2
NATIONAL JEWISH HEALTH			2	100%	2
FL DEPT OF HEALTH MARION COUNTY MOBILE HEALTH UNIT			2	100%	2
MINUTECLINIC DIAGNOSTIC OF PA LLC		2			2
CARE 365			2	100%	2
CVS MINUTE CLINIC DIAGNOSTIC OF TEXAS,LLC		2			2
KINGS BAY PEDIATRICS LLC			2	100%	2
THE HOSPITAL OF PROVIDENCE EMERGENCY ROOM			2	100%	2
DOCTOR 4 U CLINIC			2	100%	2
VAULT HEALTH			2	100%	2
MEDICAL CENTER LABORATORY			2	100%	2
VIERA HOSPITAL, INC			2	100%	2
COLLIER HMA PHYSICIAN MANAGEMENT, LLC			2	100%	2
SHORE MEDICAL CENTER		2			2
CONSULATE HEALTH CARE		1	1	50%	2
INSPIRA MEDICAL CENTER VINELAND LAB		2			2
VENICE REGIONAL BAYFRONT HEALTH (PULMONARY)			2	100%	2
ADVANCED RESEARCH FOR HEALTH IMPROVEMENT		1	1	50%	2
NEMOURS CHILDREN'S URGENT CARE			2	100%	2
DEPARTMENT OF HEALTH AND HUMAN SERVICES DIVISION OF BEHAVIORAL HEALTH		1	1	50%	2
CLINICA HISPANIA			2	100%	2
ARLINGTON DIALYSIS CENTER LLC		2			2

# COVID-19: testing by laboratory

Data through Nov 27, 2020 verified as of Nov 28, 2020 at 09:25 AM

Data in this report are provisional and subject to change.

The numbers in the table below represent the number of Florida and non-Florida residents for whom test results were received by the Department of Health. A person can be tested by more than one laboratory and can have both positive and negative results. **Therefore, the sum of the numbers in each column will be larger than the total number of people tested.**

Reporting lab	Inconclusive	Negative	Positive	Percent positive	Total
JACKSON LABORATORY OF GENOMIC MEDICINE		2			2
WISE HEALTH SYSTEM		1	1	50%	2
WISCONSIN STATE LABORATORY OF HYGIENE		1	1	50%	2
CPL LABS			2	100%	2
SOUTH FLORIDA FAMILY HEALTH & RESEARCH CTR			2	100%	2
ADVENT HEALTH - TUSKAWILLA		2			2
PALM GARDEN OF ORLANDO		2			2
AFFORDABLE PRIMARY CARE LLC		2			2
CELEBRATION PEDIATRICS			2	100%	2
SPECTRUM HEALTH			2	100%	2
ADVANCED MEDICAL CARE			2	100%	2
LIFE CARE CENTER OF PALM BAY□		2			2
NAVAL BRANCH MEDICAL CLINIC			2	100%	2
MEDICAL CENTER AT OCEAN REEF,THE		2			2
IN AND OUT URGENT CARE			2	100%	2
MEADOWCREST FAMILY PHYSICIANS PA			2	100%	2
OHIO DEPARTMENT OF HEALTH LABORATORY		2			2
PM PEDIATRICS OF BAYSIDE PLLC		2			2
87TH MEDICAL GROUP – MCGUIRE AMBULATORY CARE FACILITY		2			2
PHYSICIANS IMMEDIATE CARE AURORA			2	100%	2
REGENCY OAKS HEALTH CENTER		2			2
MAWD PATHOLOGY GROUP			2	100%	2
BERNHARDT LABORATORIES			2	100%	2
VERILY LAB		2			2
ADVENTHEALTH MEDICAL GROUP PEDIATRICS AT		1	1	50%	2
VAIL VALLEY MEDICAL CENTER			2	100%	2
FLORIDA PRIMARY & SPECIALTY CARE		2			2
PARADIGM LABORATORIES			2	100%	2
ARKANSAS DEPARTMENT OF HEALTH			2	100%	2
PHYSICIANS MEDICAL CENTER		2			2
TIEHH BIOTERRORISM RESPONSE LAB			2	100%	2
VIGILINT HEALTHCARE		1	1	50%	2
FLORIDA MEDICAL CLINIC CARDIOLOGY-ZH			2	100%	2
TGH Brandon Healthplex Laboratory			2	100%	2
Magnolia Health and Rehab Center			2	100%	2
GARDENS HEALTH NH LLC		2			2
BAYMEADOWS PRIMARY CARE		2			2
MEMORIAL HERMANN CONSOLIDATED LABORATORY SERVICES			2	100%	2
PINELLAS POINT NURSING AND REHAB			2	100%	2
CORNERSTONE MEDICAL CARE OF BRANDON		2			2
COOK HOSPITAL AND CARE CENTER		1	1	50%	2
CHILDRENS MEDICAL CENTER			2	100%	2
CITRUS PARK			2	100%	2
NORTH FL SOUTH GA HCS-MALCOM RANDALL VAMC			2	100%	2
IN & OUT URGENT CARE METAIRIE			2	100%	2
FLORIDA HOSPITAL PHYSICIAN GROUP		1	1	50%	2



# COVID-19: testing by laboratory

Data through Nov 27, 2020 verified as of Nov 28, 2020 at 09:25 AM

Data in this report are provisional and subject to change.

The numbers in the table below represent the number of Florida and non-Florida residents for whom test results were received by the Department of Health. A person can be tested by more than one laboratory and can have both positive and negative results. **Therefore, the sum of the numbers in each column will be larger than the total number of people tested.**

Reporting lab	Inconclusive	Negative	Positive	Percent positive	Total
MADISON HOSPITAL LABORATORY			2	100%	2
PUBLIC HEALTH LABORATORY	1		1	50%	2
COMPUNET CLINICAL LAB			2	100%	2
SCDHEC BUREAU OF LABORATORIES			2	100%	2
PHYSICIANS LABORATORY SERVICES			2	100%	2
VANAYER HEALTHCARE AND REHAB CENTER		2			2
COVANCE			2	100%	2
JRS LABORATORY			2	100%	2
LAKELAND REGIONAL HEALTH		2			2
PEDIATRIC URGENT HEALTH CARE			2	100%	2
SCIENTIFIC LABORATORY COMPANY		2			2
VELOCITY CARE			2	100%	2
INTERNAL MEDICINE ASSOCIATES-DUNELLON			2	100%	2
VIRGINIA DEPT OF HEALTH OFFICE OF EPIDEMIOLOGY			2	100%	2
DANIEL M LIBBY MD PLLC		2			2
MAILBOX DIAGNOSTICS		1	1	50%	2
ALVERNO CLINICAL LABORATORIES			2	100%	2
LACORP		1	1	50%	2
ADVICE FOR OPTIMAL WELLNESS			2	100%	2
VALLEY BAPTIST MEDICAL CENTER: BROWNSVILLE			2	100%	2
MINUTE CLINIC LLC #5706		1	1	50%	2
MINUTECLINIC DIAGNOSTIC OF NORTH CAROLINA PC #7054		2			2
TRUE HEALTH- HOFFNER		2			2
MINUTECLINIC DIAGNOSTIC OF TEXAS, LLC		2			2
SOUTHWEST ORLANDO FAMILY MEDICINE, PL			2	100%	2
ST VINCENT'S ST CLAIR		1	1	50%	2
UNIVERSITY OF WASHINGTON MEDICAL CENTER (UWMC) EMERGENCY DEPT.			2	100%	2
LA MER NH LLC			2	100%	2
ASHTON PLACE		2			2
SUMNER REGIONAL MEDICAL CENTER		2			2
MINUTECLINIC, LLC #03268		2			2
UW HOSPITAL AND CLINICS		1	1	50%	2
NORTH DAKOTA DEPT OF HEALTH MICROBIOLOGY			2	100%	2
PREMIER LABORATORY SERVICES, LLC			2	100%	2
REDMED OF CROSSTOWN		1	1	50%	2
VENICE GREEN VILLAGE		2			2
FIRST QUALITY LABORATORY			2	100%	2
VILLA HEALTH NH LLC			2	100%	2
LAKE MARY HEALTH AND REHABILITATION CENTER		1	1	50%	2
ORLANDO ORTHOPAEDIC OUTPATIENT SURGERY CENTER			2	100%	2
ALTRU DIAGNOSTICS INC			2	100%	2
DELCARE PA			2	100%	2
SACRED HEART HOSPITAL ON THE EMERALD			2	100%	2
APOLLO SURGERY CENTER			2	100%	2
CULLMAN REGIONAL MEDICAL CENTER		2			2
NORTH FLORIDA INTERNAL MEDICINE PA		2			2

# COVID-19: testing by laboratory

Data through Nov 27, 2020 verified as of Nov 28, 2020 at 09:25 AM

Data in this report are provisional and subject to change.

The numbers in the table below represent the number of Florida and non-Florida residents for whom test results were received by the Department of Health. A person can be tested by more than one laboratory and can have both positive and negative results. **Therefore, the sum of the numbers in each column will be larger than the total number of people tested.**

Reporting lab	Inconclusive	Negative	Positive	Percent positive	Total
GOLDSTEIN			2	100%	2
RAINY LAKE MEDICAL CENTER			2	100%	2
MINUTE CLINIC LLC			2	100%	2
GENERAL INTERNAL MEDICINE MEDICAL CTR CLINIC		1	1	50%	2
SOUTHEAST GEORGIA HEALTH SYSTEM			2	100%	2
RIVERVIEW MEDICAL CLINIC		2			2
MEDSTAR HARBOR HOSPITAL			2	100%	2
UNITED MEMORIAL MEDICAL CENTER			2	100%	2
PALMETTO FAMILY HEALTH CENTER			2	100%	2
BRITO MEDICAL CENTER			2	100%	2
ADVANCED PEDIATRICS OF BOCA LLC			2	100%	2
PUBLIC SQUARE PHARMACY LLC		2			2
OHIO DEPARTMENT OF HEALTH			2	100%	2
SIGNATURE HEALTHCARE OF MIDDLEBURG		2			2
MAIN STREET MEDICAL CENTERS		2			2
GALEN BAYLOR EXTENSION		2			2
CERTIVIA LABORATORIES			2	100%	2
SPECIALTY LABORATORIES			2	100%	2
PEACE RIVER MEDICAL CENTER		2			2
PRINCETON BMC LABORATORY		2			2
Mt Sinai Aventura			2	100%	2
Vi at Lakeside Village Skilled Nursing		2			2
MINUTECLINIC DIAGNOSTIC OF TEXAS, LLC #7435		2			2
SUNNY HILLS ALF OF SEBRING INC		2			2
Lakeview Village		2			2
UK HEALTHCARE			2	100%	2
NIGHT OWL PEDIATRICS URGENT CARE			2	100%	2
UNIVERSITY OF MARYLAND MEDICAL CENTER			2	100%	2
MOBIL LAB FOR ALL INC		2			2
ST. LUKE'S HOSPITAL - BETHLEHEM CAMPUS		1			1
IDAHO HEALTH DEPARTMENT			1	100%	1
Village Crest Center for Health & Rehabilitation		1			1
US LABORATORIES			1	100%	1
MORGAN STANELY HEALTH CENTER		1			1
PSL JAX BEACH OPERATIONS LLC			1	100%	1
TREASURE COAST PRIMARY CARE		1			1
MEMORIAL HERMANN			1	100%	1
BRISTOL REGINAL MEDICAL CENTER			1	100%	1
LISTENING DOCTOR PLLC, THE			1	100%	1
BLACK STALLION WALK IN AND EXERCISE CLINICS LLC		1			1
GSM OCED Subsection			1	100%	1
ADVANCED URGENT CARE OF MARATHON			1	100%	1
CARE ONE PRIMARY CARE			1	100%	1
MADISON AT OVIEDO			1	100%	1
HAWAII DEPARTMENT OF HEALTH			1	100%	1
PROFESSIONAL URGENT CARE SERVICES		1			1

# COVID-19: testing by laboratory

Data through Nov 27, 2020 verified as of Nov 28, 2020 at 09:25 AM

Data in this report are provisional and subject to change.

The numbers in the table below represent the number of Florida and non-Florida residents for whom test results were received by the Department of Health. A person can be tested by more than one laboratory and can have both positive and negative results. **Therefore, the sum of the numbers in each column will be larger than the total number of people tested.**

Reporting lab	Inconclusive	Negative	Positive	Percent positive	Total
MRMC LAB MICRO			1	100%	1
OMNICARE PHARMACY OF TEXAS 1, LP		1			1
CHRISTUS SPOHN HOSPITAL			1	100%	1
MAINE HEALTH AND ENVIRONMENTAL TESTING LABORATORY			1	100%	1
NORDX			1	100%	1
HEALTH PLUS SUNRISE MEDICAL OFFICE			1	100%	1
ST JOHNS EPISCOPAL HOSPITAL SOUTH SHORE		1			1
SHANDS JACKSONVILLE CLINICAL CENTER			1	100%	1
Buena Vista Care Center		1			1
LEGACY ER & URGENT CARE - FRISCO WEST			1	100%	1
BOONE DRUG & HEALTHCARE AT DEERFIELD			1	100%	1
QC LABORATORY			1	100%	1
LABORATORIO MEDICO CENTRAL CONDOMINO MD			1	100%	1
SPRINGFIELD HOSPITAL			1	100%	1
APS-SUMMIT CARE PHARMACY, LLC DBA OMNICARE		1			1
Tremont Health & Rehabilitation Center		1			1
ADVENTHEALTH IMAGING LAKE NONA			1	100%	1
THE CHILDREN'S HOSPITAL OF PHILADELPHIA		1			1
OVIEDO CHILDRENS HEALTH CENTER LLC		1			1
INNOVATIVE HEALTH DIAGNOSTIC OF CALIFORNIA			1	100%	1
PEDIATRIC ASSOCIATES - MIAMI LAKES		1			1
SHARON REGIONAL MEDICAL CENTER			1	100%	1
INDIAN RIVER CLINICAL LABORATORY, INC.		1			1
LOPEZ		1			1
KEY WEST BRANCH MEDICAL CLINIC			1	100%	1
MINUTECLINIC DIAGNOSTIC OF NORTH CAROLINA PC #5341		1			1
SOUTHWEST REGIONAL PCR LABORATORY			1	100%	1
PRIMARY CARE MEDICINE			1	100%	1
LABORATORY COPORATION OF AMERICA			1	100%	1
SPECTRUM LUDINGTON			1	100%	1
BEAUFORT MEMORIAL			1	100%	1
ASCENSION ST VINCENT'S MEDICAL CENTER			1	100%	1
ADVENT HEALTH - OWASA			1	100%	1
VIERA HEALTH AND REHABILITATION CENTER			1	100%	1
PROFESSIONAL HEALTH EXAMINERS			1	100%	1
NORTHSIDE HOSPITAL DULUTH			1	100%	1
Regency Square			1	100%	1
MEDONE URGENT CARE			1	100%	1
LIFELINK OF FLORIDA			1	100%	1
PM PEDIATRICS OF SELDEN PLLC		1			1
LATCHER LABORATORY OF A O FOX MEMORIAL		1			1
UNIVERSITY URGENT CARE			1	100%	1
IZ MEDICAL		1			1
URGENT DOC -NACOGODOCHES CLINIC			1	100%	1
FLORIDA HOSPITAL TRANSPLANT CENTER		1			1
MINNESOTA DEPARTMENT OF HEALTH LABORATORY			1	100%	1

# COVID-19: testing by laboratory

Data through Nov 27, 2020 verified as of Nov 28, 2020 at 09:25 AM

Data in this report are provisional and subject to change.

The numbers in the table below represent the number of Florida and non-Florida residents for whom test results were received by the Department of Health. A person can be tested by more than one laboratory and can have both positive and negative results. **Therefore, the sum of the numbers in each column will be larger than the total number of people tested.**

Reporting lab	Inconclusive	Negative	Positive	Percent positive	Total
NORTH CAROLINA STATE LABORATORY OF PUBLIC HEALTH, SPECTRUM LAB NETWORK			1	100%	1
Gulf Shore Care Center			1	100%	1
REGIONAL MEDICAL CENTER BAYONET POINT			1	100%	1
MID FLORIDA COMMUNITY SERVICES			1	100%	1
RIVERSIDE COUNTY PUBLIC HEALTH LABORATORY			1	100%	1
LIFE CARE CENTER OF HILTON HEAD		1			1
Hialeah Nursing And Rehabilitation Center			1	100%	1
THE INTERNAL MEDICAL GROUP		1			1
RHODE ISLAND DEPARTMENT OF HEALTH			1	100%	1
PEDIATRIC ASSOCIATES - DORAL			1	100%	1
LEON MEDICAL CENTERS, LLC			1	100%	1
PROPATH			1	100%	1
UPSON REGIONAL MEDICAL CENTER			1	100%	1
HAYS CLINICAL LAB			1	100%	1
BROOKS REHAB			1	100%	1
NORTH BROWARD MEDICAL CENTER			1	100%	1
COMMONS AT ORLANDO LUTHERAN TOWERS SNF			1	100%	1
FLORIDA HOSPITAL LABORATORIES		1			1
PHYSICIANS REGIONAL MEDICAL CTR - COLLIER BLVD			1	100%	1
BAPTIST HEALTH SURGERY CENTER			1	100%	1
DOCTOR'S IN-HOUSE LAB/COMMUNITY HEALTH CENTERS OF PINELLAS - JOHNNIE R			1	100%	1
SEATTLE-KING COUNTY			1	100%	1
UMASS MEMORIAL/MARLBORO HOSPITAL			1	100%	1
WHEATON FRANCISCAN LABORATORY			1	100%	1
MINUTE CLINIC DIAGNOSTICS OF IN, LLC #6252		1			1
GOLDING-GRANADO MEDICAL ASSOCIATES		1			1
LABRADOR PRIMARY CARE CENTER			1	100%	1
TAMPA GENERAL MEDICAL GROUP LABORATORY HEALTHPARK			1	100%	1
ARBOR TERRACE SAN JOSE LLC		1			1
LUMICO LIFE INSURANCE COMPANY		1			1
MID-FLORIDA PATHOLOGY LLC		1			1
FLORHAM PARK ENDOSCOPY CENTER		1			1
HERNANDO COUNTY HEALTH DEPT			1	100%	1
COOPER CLINIC			1	100%	1
WARD MEMORIAL HOSPITAL		1			1
AUSTIN PUBLIC HEALTH			1	100%	1
BROOKDALE FORT MYERS CYPRESS LAKE		1			1
QUEST DIAGNOSTICS CLINICAL LABORATORIES INC		1			1
GREENTREE MEDICAL CENTER			1	100%	1
KENILWORTH CARE & REHABILITATION CENTER			1	100%	1
CLEVELAND HEARTLAB			1	100%	1
KENTUCKY CABINET FOR HEALTH AND FAMILY SERVICES			1	100%	1
SIGNATURE CARE MIDLAND			1	100%	1
PALM COAST DRAW STATION/AMERICAN HEALTH ASSOCIATES		1			1
HEARTLAND REGIONAL MEDICAL CENTER		1			1
FAMILY MEDICAL CENTERS			1	100%	1

# COVID-19: testing by laboratory

Data through Nov 27, 2020 verified as of Nov 28, 2020 at 09:25 AM

Data in this report are provisional and subject to change.

The numbers in the table below represent the number of Florida and non-Florida residents for whom test results were received by the Department of Health. A person can be tested by more than one laboratory and can have both positive and negative results. **Therefore, the sum of the numbers in each column will be larger than the total number of people tested.**

Reporting lab	Inconclusive	Negative	Positive	Percent positive	Total
LABONE		1			1
FLORIDA MEDICAL ASSOCIATES LLC			1	100%	1
FRESENIUS KIDNEY CARE FORT WALTON BEACH			1	100%	1
CELEBRATION FAMILY PHYSICIANS LLC			1	100%	1
METROHEALTH SYSTEM			1	100%	1
PATHOLOGYT & LAB MEDICINE SERVICES			1	100%	1
JOHN D. ARCHBOLD MEMORIAL HOSPITAL			1	100%	1
DEPARTMENT OF HEALTH AND ENVIRONMENTAL CONTROL			1	100%	1
GAMMA HEALTHCARE, INC		1			1
VA PRIMARY CARE ANNEX			1	100%	1
VILLAGES HEALTH SYSTEM, LLC, THE			1	100%	1
PREMIER PEDIATRICS			1	100%	1
MINUTECLINIC DIAGNOSTIC OF VIRGINIA, LLC #1656		1			1
DAYTONA BEACH CENTRA CARE			1	100%	1
NAPHCARE INC		1			1
FIT4LIFE MEDICAL CENTER			1	100%	1
University Plaza Rehabilitation and Nursing			1	100%	1
THE LITTLE CLINIC			1	100%	1
EXPRESS LAB LIVINGSTON			1	100%	1
CENTRAL DUPAGE HOSPITAL			1	100%	1
RENOWN REGIONAL MEDICAL CENTER			1	100%	1
UF KANAPAH LAB BEAKER		1			1
WASHINGTON STATE DEPARTMENT OF HEALTH PUBLIC HEALTH LABORATORIES			1	100%	1
WESTON COUNTY HEALTH SERVICES			1	100%	1
LP ELIZABETHTON		1			1
GIBSON AREA PRIMARY CARE			1	100%	1
Livingston County Center for Nursing and Rehabilitation		1			1
MEDICAL ARTS LABORATORY			1	100%	1
PROGRESS PHARMACY INC			1	100%	1
BOCA BIOLISTICS LLC			1	100%	1
SKYRIDGE CLINICAL ASSOCIATES		1			1
Weston Inn Nursing & Rehabilitation			1	100%	1
BAPTIST HEALTH LEXINGTON			1	100%	1
PALMETTO PRIMARY CARE PHYSICIANS			1	100%	1
HENRY FORD WEST BLOOMFIELD HOSPITAL			1	100%	1
SUNSHINE URGENT CARE LLC			1	100%	1
Diversicare of Smyrna		1			1
OCCUPATIONAL HEALTH CENTER		1			1
BRANDON OUTREACH CLINIC			1	100%	1
FOUNTAINS OF HOPE LLC, THE		1			1
BAPTIST EMERGENCY HOSPITAL KELLY			1	100%	1
LAKELAND MEDICAL CENTER			1	100%	1
GENESIS MICROBIOLOGY LAB		1			1
CENTRAL FLORIDA HOSPITALIST			1	100%	1
CHILDREN'S MEDICAL GROUP		1			1
SPINE & PAIN CONSULTANT PLLC		1			1

# COVID-19: testing by laboratory

Data through Nov 27, 2020 verified as of Nov 28, 2020 at 09:25 AM

Data in this report are provisional and subject to change.

The numbers in the table below represent the number of Florida and non-Florida residents for whom test results were received by the Department of Health. A person can be tested by more than one laboratory and can have both positive and negative results. **Therefore, the sum of the numbers in each column will be larger than the total number of people tested.**

Reporting lab	Inconclusive	Negative	Positive	Percent positive	Total
HEALGEN SCIENTIFIC			1	100%	1
EASTMAN HEALTHCARE & REHAB		1			1
MINUTECLINIC DIAGNOSTIC OF OHIO #6192		1			1
Bayou Vista Community Care Center			1	100%	1
WINTER GARDEN CHILDREN'S HEALTH CENTERS			1	100%	1
POPLAR HEALTHCARE			1	100%	1
LILY PHARMACY		1			1
PROGRESSIVE MEDICAL RESEARCH			1	100%	1
URGENT CARE & FAMILY PRACTICE CENTER			1	100%	1
TERRELL URGENT CARE			1	100%	1
SAINT JOSEPHS HOSPITAL OF ATLANTA			1	100%	1
UHEALTH CORAL SPRINGS			1	100%	1
UHEALTH UNIVERSITY OF MIAMI			1	100%	1
FLORIDA MEDICAL CLINIC RADIOLOGY DALE MABRY		1			1
2504-HOMEWOOD		1			1
ADVENTHEALTH NEW SMYRNA BEACH COMMUNITY HEALTH			1	100%	1
NEW YORK UNIVERSITY MEDICAL CENTER			1	100%	1
ST. LUCIE COUNTY HEALTH DEPARTMENT		1			1
BIODORON LABORATORIES			1	100%	1
NFRC CLINICAL LAB			1	100%	1
METRO HEALTH HOSPITAL LABORATORY		1			1
CLAYMED OF NORTH FLORIDA			1	100%	1
San Antonio Residence and Rehabilitation Center		1			1
STARLING AT NOCATEE			1	100%	1
SACRED HEART MEDICAL CENTER			1	100%	1
HUNTERS CREEK PEDIATRICS		1			1
WALGREENS #5130			1	100%	1
AVON PARK CLUSTER		1			1
OCALA FAMILY MEDICAL CENTER		1			1
DSI LABORATORIES-NAPLES-7TH			1	100%	1
SANTA ROSA PEDIATRICS			1	100%	1
Consulate Health Care of Tallahassee			1	100%	1
INTERNAL MEDICINE GROUP OF CENTRAL FLORIDA			1	100%	1
ALABAMA REFERENCE LAB			1	100%	1
MEMORIAL HEALTH SYSTEM		1			1
STANFORD HEALTH CARE ANATOMIC PATHOLOGY & CLINICAL LAB			1	100%	1
PRIMEX CLINICAL LABORATORIES INC			1	100%	1
METHODIST MANSFIELD MEDICAL CENTER			1	100%	1
ALL PEDIATRIC CARE PA			1	100%	1
SOUTH DADE NURSING & REHABILITATION CENTER			1	100%	1
MOUNT SINAI COMPREHENSIVE CANCER CENTER			1	100%	1
WILTON MANORS HEALTH & REHABILITATION CENTER			1	100%	1
STONECREST MEDICAL CENTER		1			1
EASTSIDE MEDICAL CLINIC		1			1
EDGAR PRICE FAMILY & CHILDREN HEALTHCARE CENTER			1	100%	1
NORTON HEALTHCARE			1	100%	1

# COVID-19: testing by laboratory

Data through Nov 27, 2020 verified as of Nov 28, 2020 at 09:25 AM

Data in this report are provisional and subject to change.

The numbers in the table below represent the number of Florida and non-Florida residents for whom test results were received by the Department of Health. A person can be tested by more than one laboratory and can have both positive and negative results. **Therefore, the sum of the numbers in each column will be larger than the total number of people tested.**

Reporting lab	Inconclusive	Negative	Positive	Percent positive	Total
A.G. Rhodes		1			1
MID-FLORIDA PATHOLOGY LLC - MOBILE UNIT # 3			1	100%	1
Good Samaritan Society-Blackduck		1			1
CORDOVA FAMILY PRACTICE			1	100%	1
BETHPAGE EXTENDED HOURS CENTER		1			1
YUMA REGIONAL MEDICAL CENTER			1	100%	1
ARDEN COURTS OF WINTER SPRINGS			1	100%	1
ALLEGANY COUNTY DEPARTMENT OF HEALTH		1			1
UT AUSTIN UNIVERSITY HEALTH SERVICES			1	100%	1
PANCARE HEALTH - VERNON ELEMENTARY			1	100%	1
CVS MINUTE CLINIC, LLC #22		1			1
REGIONAL MEDICAL LABORATORY			1	100%	1
INFECTION CONTROL DEPT			1	100%	1
HEALTHCARE FOR THE HOMELESS			1	100%	1
FLORIDA HOSPITAL WINTER PARK			1	100%	1
LAB TEST KENDALL LLC		1			1
MCH PHYSICIANS GROUP			1	100%	1
SPORTS MEDICINE CLINIC - U OF WYOMING			1	100%	1
CSL PLASMA LAB			1	100%	1
GALVESTON COUNTY HEALTH DISTRICT			1	100%	1
INNOVATIVE COVID-DIVERSEY			1	100%	1
URGENT CARE OF FORT LAUDERDALE INC			1	100%	1
MEDICAL UNIVERSITY SC HOSPITAL			1	100%	1
BROOKDALE OVIEDO		1			1
CALIFORNIA DIVISION OF COMMUNICABLE DISEASE CONTROL			1	100%	1
TENNOVA ER - SANGO			1	100%	1
WEST COAST CLINICAL LABS INC			1	100%	1
Valley Center (WV)			1	100%	1
ADVENTHEALTH SENIOR CARE AT ORMOND			1	100%	1
CARENOW URGENT CARE-WEST END		1			1
AUGUSTA HEALTH CLINICAL LABORATORY			1	100%	1
OAK HAVEN REHAB AND NURSING CENTER			1	100%	1
KETTERING MEDICAL CENTER			1	100%	1
AVERA SACRED HEART HOSPITAL			1	100%	1
MAYO CLINIC OUTPATIENT DIALYSIS CENTER			1	100%	1
UNIVERSITY OF IOWA HOSPITALS & CLINICS			1	100%	1
WALGREENS #01398			1	100%	1
GRAND VIEW HOSPITAL			1	100%	1
HOUSTON DEPARTMENT OF HEALTH AND HUMAN SERVICES			1	100%	1
MEDICAL ASSOCIATES OF CARTER		1			1
MAYO CLINICAL LABORATORIES		1			1
SPECTRUM LABORATORY			1	100%	1
ST GERARD'S COMMUNITY OF CARE		1			1
EXCEPTIONAL EMERGENCY CENTER			1	100%	1
DOCTORS HOSPITAL OF LAREDO			1	100%	1
PUBLIX PHARMACY #0332		1			1

# COVID-19: testing by laboratory

Data through Nov 27, 2020 verified as of Nov 28, 2020 at 09:25 AM

Data in this report are provisional and subject to change.

The numbers in the table below represent the number of Florida and non-Florida residents for whom test results were received by the Department of Health. A person can be tested by more than one laboratory and can have both positive and negative results. **Therefore, the sum of the numbers in each column will be larger than the total number of people tested.**

Reporting lab	Inconclusive	Negative	Positive	Percent positive	Total
HAMILTON CHD		1			1
PEDIATRIC HEALTHCARE ALLIANCE PA			1	100%	1
NDX-CORE LAB			1	100%	1
Salerno Bay Health & Rehabilitation Center		1			1
HIALEAH HOSPITAL RESPIRATORY DEPT			1	100%	1
QUALITY LAB			1	100%	1
POUDRE VALLEY HOSPITAL			1	100%	1
PEDIATRIC HEALTH CARE ALLIANCE, NORTH SIDE			1	100%	1
POMONA VALLEY COMMUNITY HOSPITAL			1	100%	1
SISTERS MISSION			1	100%	1
ADVANCED MEDICAL LABORATORIES (AML)			1	100%	1
ASSOCIATESMD MEDICAL GROUP INC			1	100%	1
THE VILLAGES HEALTH			1	100%	1
CLINICAL LABORATORY		1			1
VIRTUA WEST JERSEY HOSPITAL		1			1
SAINT ALPHONSUS REGIONAL MEDICAL CENTER			1	100%	1
PANAMA PHARMACY			1	100%	1
GWINNETT MEDICAL CENTER			1	100%	1
FLAGLER COUNTY BOARD OF COUNTY COMMISSIONERS			1	100%	1
Washington County Nursing H0me			1	100%	1
EXCEL URGENT CARE OF NJ			1	100%	1
PRACTITIONERS IN MOTION			1	100%	1
OAKMONT WEST- GREENVILLE SC		1			1
VILLAGES REHABILITATION AND NURSING CENTER		1			1
CLEAR LAKE REGIONAL MEDICAL CENTER			1	100%	1
WINDSOR MANOR			1	100%	1
PALMS OF FT MYERS,THE			1	100%	1
PENINSULA REGIONAL MED CTR LAB			1	100%	1
Garden View Care Center at Dougherty Ferry		1			1
LIFE CARE CENTER OF GWINNETT		1			1
EXACCARE KINGSTON, LLC			1	100%	1
PALM SPRINGS GENERAL HOSPITAL			1	100%	1
FLORIDA DEPARTMENT OF HEALTH IN LEE COUNTY			1	100%	1
SUN CITY DIAGNOSTIC CENTER			1	100%	1
WELLINGTON WEST 100176			1	100%	1
ALL PRO ORTHOPEDICS & SPORTS MEDICINE, PA			1	100%	1
PUTNAM CO HOSPITAL-D/B/A ASBURY TOWERS		1			1
WELLSNOW URGENT CARE-OSWEGO			1	100%	1
American Fork Care Center dba Heritage Care Center		1			1
PHYSICIANS PRIMARY CARE LEHIGH PEDS			1	100%	1
VISTA DEL SOL MED ASSOC		1			1
SYNAPSE ANALYTICAL LABS		1			1
DOCS URGENT CARE			1	100%	1
TELEVISIT PALM BAY FAMILY PRACTICE			1	100%	1
POETS WALK SARASOTA			1	100%	1
LRGHEALTHCARE		1			1



# COVID-19: testing by laboratory

Data through Nov 27, 2020 verified as of Nov 28, 2020 at 09:25 AM

Data in this report are provisional and subject to change.

The numbers in the table below represent the number of Florida and non-Florida residents for whom test results were received by the Department of Health. A person can be tested by more than one laboratory and can have both positive and negative results. **Therefore, the sum of the numbers in each column will be larger than the total number of people tested.**

Reporting lab	Inconclusive	Negative	Positive	Percent positive	Total
WALGREENS #06025		1			1
NORTHCREST MEDICAL CENTER			1	100%	1
WIREGRASS MEDICAL CENTER			1	100%	1
SAINT JOSEPH'S HOSPITAL AND MEDICAL CENTER		1			1
Seal Rock Healthcare		1			1
WESTOX LABS		1			1
HEALTH CARE SERVICES LC			1	100%	1
FREEPORT ER DOX URGENT CARE		1			1
FLORIDA DEPARTMENT OF HEALTH PALM BEACH COUNTY			1	100%	1
WALKIN MEDICAL URGENT CARE,NEW CITY			1	100%	1
CHATSWORTH ASSISTED LIVING COMMUNITY AT PGA NATIONAL			1	100%	1
ORDRS, INC.			1	100%	1
CAH ACQUISITION COMPANY 11 LLC			1	100%	1
DIXITKUMAR N MODI MD PA			1	100%	1
FORT MYERS REHABILITATION AND NURSING CENTER		1			1
FAIRFIELD MEDICAL CENTER			1	100%	1
DOCTORS MEMORIAL HOSP HOME HEALTH CARE		1			1
KANA MEDICAL			1	100%	1
SHEEPSHEAD BAY URGENT CARE		1			1
Glen Oaks Health and REhabilitation		1			1
PARKLAND HEALTH & HOSPITAL			1	100%	1
BAYCARE MEDICAL GROUP INC			1	100%	1
WANTAGH URGENT CARE		1			1
GRAND VILLA OF ST. PETERSBURG			1	100%	1
SUMMIT LABORATORY			1	100%	1
The Pines at Poughkeepsie Center for Nursing and Rehabilitation		1			1
Central Park Healthcare & Rehabilitation Center		1			1
FAIRVIEW SOUTHDALE			1	100%	1
MEDICAL ASSOCIATES OF BREVARD LLC		1			1
WHITE-WILSON MEDICAL CENTER - FORT WALTON BEACH			1	100%	1
BIOMAT USA			1	100%	1
DONALSONVILLE HOSPITAL			1	100%	1
TMH PHYSICIAN PARTNERS BLOUNTSTOWN			1	100%	1
CONWAY MEDICAL CENTER			1	100%	1
SCIENCE CARE			1	100%	1
OCEAN MEDICAL CENTER		1			1
Medicalodges Neosho			1	100%	1
LAKEVIEW REGIONAL HOSPITAL			1	100%	1
CHRISTIANA HOSPITAL		1			1
LIBERTY HEALTH CENTER			1	100%	1
STEWART MELBOURNE HOSPITAL, INC			1	100%	1
DEACONESS URGENT CARE CENTER			1	100%	1
CROSS CREEK HEALTH CARE		1			1
SPECIALTY DRUG TESTING			1	100%	1
RIVIERA BEACH HEALTH CENTER LAB			1	100%	1
EASTERN FLORIDA STATE COLLEGE - PALM BAY CAMPUS			1	100%	1

# COVID-19: testing by laboratory

Data through Nov 27, 2020 verified as of Nov 28, 2020 at 09:25 AM

Data in this report are provisional and subject to change.

The numbers in the table below represent the number of Florida and non-Florida residents for whom test results were received by the Department of Health. A person can be tested by more than one laboratory and can have both positive and negative results. **Therefore, the sum of the numbers in each column will be larger than the total number of people tested.**

Reporting lab	Inconclusive	Negative	Positive	Percent positive	Total
RAPID CITY REGIONAL HOSPITAL -579 ATTN. LABORATORY		1			1
BMC/NASSAU			1	100%	1
REEVES COUNTY HOSPITAL DISTRICT			1	100%	1
MY URGENT CARE CLINIC			1	100%	1
DOCTORS HEARING			1	100%	1
HIGHLAND PARK LAKEWOOD PRESTON HOLLOW			1	100%	1
BOULDER COMMUNITY HOSPITAL			1	100%	1
MEDICAL CITY DALLAS HOSPITAL			1	100%	1
AFFILIATED LABORATORIES INC			1	100%	1
Cortland Acres Association		1			1
SELF REGIONAL HEALTHCARE			1	100%	1
ADVANCED PEDIATRICS			1	100%	1
CHIEFLAND MEDICAL CENTER			1	100%	1
SOUTHWEST FLORIDA DIVISION LAB			1	100%	1
GEORGE WASHINGTON UNIVERSITY HOSPITAL			1	100%	1
LAWRENCE GENERAL HOSPITAL			1	100%	1
HEALTHCARE ASSOCIATES OF IRVING, LLP			1	100%	1
PALM BEACH DIABETES AND ENDOCRINE SPECIALISTS, PA			1	100%	1
FLORIDA HOSPITAL LAB			1	100%	1
HELGEMO & LIOU PEDIATRICS			1	100%	1
BAYOU URGENT CARE			1	100%	1
Florida Baptist Retirement Center		1			1
ORLANDO MEDICAL CENTER PL			1	100%	1
VIVEX/UMTB BIOMEDICAL			1	100%	1
SAINT BARNABAS MEDICAL CENTER		1			1
Mill Valley Care Center		1			1
WALKONCLINIC			1	100%	1
CHESAPEAKE REGIONAL MEDICAL CENTER			1	100%	1
CFCH - FROSTPROOF			1	100%	1
JOSEPH SCHENKER MD PC		1			1
HARRIS URGENT CARE CENTER			1	100%	1
CELEBRATION HOSPITAL			1	100%	1
SONNI'S PEDIATRICS			1	100%	1
CLERMONT PEDIATRICS, PA			1	100%	1
WHITE WILSON MEDICAL CENTER NEPHROLOGY			1	100%	1
CARE CENTERS OF NASSAU, LLC - HENDRICKS RD		1			1
SHAH			1	100%	1
ACCESS HEALTH CARE PHYSICIANS			1	100%	1
PARK AVENUE PEDIATRICS PC		1			1
Imperial Healthcare Centre			1	100%	1
BL DIAGNOSTICS LLC			1	100%	1
TANGLEWOOD MANOR		1			1
COMMONWEALTH OF VIRGINIA DIVISION OF CONSOLIDATED LABORATORY SERVICES			1	100%	1
PHYSICIANS PREMIER			1	100%	1
CARESPOT EXPRESS HEALTHCARE BOYNTON BEACH			1	100%	1
CYPRESS VILLAGE REHAB CENTER		1			1

# COVID-19: testing by laboratory

Data through Nov 27, 2020 verified as of Nov 28, 2020 at 09:25 AM

Data in this report are provisional and subject to change.

The numbers in the table below represent the number of Florida and non-Florida residents for whom test results were received by the Department of Health. A person can be tested by more than one laboratory and can have both positive and negative results. **Therefore, the sum of the numbers in each column will be larger than the total number of people tested.**

Reporting lab	Inconclusive	Negative	Positive	Percent positive	Total
SWEETWATER NURSING CENTER		1			1
ADVENTHEALTH EXPRESS CARE AT WALGREENS			1	100%	1
FLORIDA DEPARTMENT OF HEALTH WASHINGTON COUNTY		1			1
BAYA PHARMACY WEST			1	100%	1
MICHIGAN HEALTH CLINIC LABORATORIES		1			1
MEDICAL ASSOCIATES OF PINELLAS - LAB			1	100%	1
SMITH NORTHVIEW HOSPITAL LAB			1	100%	1
WEST VIRGINIA UNIVERSITY HOSPITALS			1	100%	1
RCP OF MEMORIAL WEST			1	100%	1
OMAHA VA MEDICAL CENTER			1	100%	1
CVS MINUTE CLINIC DIAGNOSTIC PA #3060		1			1
NEWTON MEMORIAL HOSPITAL		1			1
KEY TRAINING CENTER			1	100%	1
MEDIC INFUSION PA		1			1
EAST FL CORE LAB			1	100%	1
FALKVILLE HEALTHCARE		1			1
JOSHUA E CHESIR MD		1			1
Sanford Health & Rehabilitation			1	100%	1
NORTH RIVER FAMILY HEALTH CENTER			1	100%	1
EAST NAPLES PEDIATRICS			1	100%	1
PANCARE HEALTH - ALTHA PUBLIC			1	100%	1
MAYO CLINIC BEACHES PRIMARY CARE CTR		1			1
MANSFIELD MEDICAL LODGE			1	100%	1
ROCKWALL URGENT CARE			1	100%	1
ALPHA CLINICAL LABORATORY CORP.			1	100%	1
STANDIFER PLACE		1			1
CLINICAL LABORATORIES OF THE BUFFALO		1			1
TRUMAN MEDICAL CENTER - HOSPITAL HILL			1	100%	1
MARYLAND DEPARTMENT OF HEALTH AND MENTAL HYGIENE-LABORATORIES			1	100%	1
THOMAS HOSPITAL			1	100%	1
TENNOVA HEALTHCARE - CLEVELAND			1	100%	1
SPARTANBURG REGIONAL MEDICAL CENTER			1	100%	1
INTERNATIONAL MEDICAL LABORATORY INC		1			1
FLORIDA SCHOOL FOR THE DEAF AND THE BLIND			1	100%	1
FIU HEALTH CARE CENTER			1	100%	1
FLORIDA FAMILY LABORATORY		1			1
SHAMRA MEDICAL LABORATORY			1	100%	1
SKY RIDGE MEDICAL CENTER - MICRO			1	100%	1
MIDLAND MEMORIAL HOSPITAL			1	100%	1
COVID TESTING LLC			1	100%	1
SPRINGBROOK HOSPITAL			1	100%	1
DEPT OF VA MEDICAL CENTER - MIAMI			1	100%	1
NORTH PINELLAS CHILDRENS MEDICAL CENTER INC			1	100%	1
MINUTE CLINIC			1	100%	1
DISCOVERY AT HOME, LLC			1	100%	1
CARE STATION MEDICAL GROUP		1			1

# COVID-19: testing by laboratory

Data through Nov 27, 2020 verified as of Nov 28, 2020 at 09:25 AM

Data in this report are provisional and subject to change.

The numbers in the table below represent the number of Florida and non-Florida residents for whom test results were received by the Department of Health. A person can be tested by more than one laboratory and can have both positive and negative results. **Therefore, the sum of the numbers in each column will be larger than the total number of people tested.**

Reporting lab	Inconclusive	Negative	Positive	Percent positive	Total
FORT LOUDOUN PRIMARY CARE		1			1
MOORE CLINICAL RESEARCH INC			1	100%	1
HYDE PARK MEDICAL CENTER		1			1
AUSTIN REGIONAL CLINIC MICROBIOLOGY LAB			1	100%	1
MINUTE CLINIC OF KANSAS PA			1	100%	1
ASPIRUS RIVERVIEW HOSPITAL & CLINICS INC		1			1
LAREDO EMERGENCY ROOM			1	100%	1
Vi at Aventura		1			1
GIFFORD MEMORIAL HOSPITAL		1			1
GUARDANT HEALTH		1			1
UNIVERSITY OF BALTIMORE WASHINGTON MEDICAL CENTER			1	100%	1
PARRISH MEDICAL GROUP			1	100%	1
SPRINGHILL SENIOR RESIDENCE		1			1
Mountain View Manor			1	100%	1
GEORGETOWN URGENT CARE			1	100%	1
CITRONELLE HEALTH AND REHABILITATION CENTER		1			1
The Palms Nursing and Rehabilitation		1			1
PELICAN STATE OUTPATIENT CENTER			1	100%	1
TMH CANCER CENTER LABORATORY			1	100%	1
OSCEOLA ALF OPERATOR, LLC DBA□		1			1
CHI ST. LUKE'S HEALTH BCM MEDICAL CENTER			1	100%	1
UPMC NORTHWEST HOSPITAL			1	100%	1
VALLEY MEDICAL LABORATORY			1	100%	1
FAMILY CARE			1	100%	1
ALLIANCE LABORATORY SERVICES			1	100%	1
SOUTHWOOD NURSING & RETIREMENT CENTER		1			1
NORTH FLORIDA CHILD DEVELOPMENT, INC			1	100%	1
MOSAIC MEDICAL CENTER MARYVILLE			1	100%	1
SOUTH LAKE FAMILY HEALTH CENTER			1	100%	1
BUENA VIDA ESTATES			1	100%	1
ADVENTHEALTH PHYSICIAN GROUP - APPLEWOOD			1	100%	1
NORTHEAST TEXAS DIALYSIS		1			1
VAULT MEDICAL SERVICES			1	100%	1
BREVARD FAMILY WALK IN CLINIC			1	100%	1
ARIZONA STATE LABORATORY			1	100%	1
TMH PHYSICIAN PARTNERS			1	100%	1
HARDIN MEMORIAL HOSPITAL - HEARTLAND PATHOLOGY CONSULTANTS			1	100%	1
FHPG FAMILY MEDICAL CENTER OF TAMPA BAY			1	100%	1
FLORIDA HEART AND VASCULAR MULTISPECIALTY GROUP PA			1	100%	1
PEDIATRIC ASSOCIATES - JACKSONVILLE			1	100%	1
PRIME CARE FAMILY MEDICINE			1	100%	1
MED TECH CLINICAL LABORATORY		1			1
SIMEDHEALTH LLC		1			1
VALLEY HOSPITAL MEDICAL CENTER		1			1
Good Samaritan Society - Albion		1			1
ADVANCED LABORATORY SERVICES			1	100%	1

# COVID-19: testing by laboratory

Data through Nov 27, 2020 verified as of Nov 28, 2020 at 09:25 AM

Data in this report are provisional and subject to change.

The numbers in the table below represent the number of Florida and non-Florida residents for whom test results were received by the Department of Health. A person can be tested by more than one laboratory and can have both positive and negative results. **Therefore, the sum of the numbers in each column will be larger than the total number of people tested.**

Reporting lab	Inconclusive	Negative	Positive	Percent positive	Total
INN AT ASTON GARDENS, THE		1			1
MINUTECLINIC LLC #5157			1	100%	1
HIGHLANDS CLINICAL LABORATORY			1	100%	1
ADVENTHEALTH MEDICAL GROUP ADULT AND SENIOR HEALTH			1	100%	1
TAYLOR MANOR		1			1
STANLY REGIONAL MEDICAL CENTER			1	100%	1
SERENADES BY SONATA		1			1
ROCKLEDGE HEALTH & REHABILITATION CENTER			1	100%	1
PONCE PLAZA NURSING & REHAB CENTER			1	100%	1
Manatee Springs Rehabilitation and Nursing Center		1			1
UNIVERSITY OF MARYLAND PATHOLOGY ASSOCIATES			1	100%	1
ST. LUKES HOSPITAL			1	100%	1
Manorcare Health Services West Reading North		1			1
EAST END PEDIATRICS		1			1
ONE MEDICAL GROUP		1			1
LSU MEDICAL CENTER			1	100%	1
MINUTECLINIC LLC # 3930			1	100%	1
COVID PROCESSING SITE			1	100%	1
NORTH SHORE HEMATOLOGY-ONCOLOGY ASSOCIATES		1			1
HARLEM HOSPITAL CENTER		1			1
MID - FLORIDA PATHOLOGY LLC			1	100%	1
Oakwood - North Baldwins Center for Living		1			1
FLORIDA STATE UNIVERSITY HEALTH SERVICES			1	100%	1
KAISER PERMANENTE REGIONAL REFERENCE LABORATORY		1			1
ROYAL CARE OF AVON PARK			1	100%	1
LAKE COMMUNITY ACTION AGENCY		1			1
ST.ELIZABETH HEALTH CENTER	1				1
ST CATHERINE HOSPITAL LABORATORY			1	100%	1
NCHMD INC			1	100%	1
OAKWOOD HOSPITAL - SOUTHSHORE			1	100%	1
BORINQUEN HEALTH CENTER			1	100%	1
DUKE UNIVERSITY POINT OF CARE TESTING PROGRAM			1	100%	1
SUPERKIDS PEDIATRICS			1	100%	1
PHYSICIANS IMMEDIATE CARE ELGIN			1	100%	1
IVAN, MAYA			1	100%	1
HAWAII DEPARTMENT OF HEALTH LAB			1	100%	1
Autumn Care of Suffolk		1			1
CAROMONT HEALTH			1	100%	1
FLORIDA EPIDEMIOLOGY PROGRAM			1	100%	1
DR. PHILLIPS MEDICAL WELLNESS CENTER			1	100%	1
STATE OF FLORIDA			1	100%	1
SOUTH FLORIDA URGENT CARE CENTERS, LLC			1	100%	1
HENRICO DOCTOR'S LABORATORY			1	100%	1
PALM BEACH COUNTY HEALTH DEPT.			1	100%	1
FLORIDA HEALTH CARE PLANS STIRLING CENTER			1	100%	1
INTERNAL MEDICINE LIPID AND WELNNES PRACTICE			1	100%	1

# COVID-19: testing by laboratory

Data through Nov 27, 2020 verified as of Nov 28, 2020 at 09:25 AM

Data in this report are provisional and subject to change.

The numbers in the table below represent the number of Florida and non-Florida residents for whom test results were received by the Department of Health. A person can be tested by more than one laboratory and can have both positive and negative results. **Therefore, the sum of the numbers in each column will be larger than the total number of people tested.**

Reporting lab	Inconclusive	Negative	Positive	Percent positive	Total
WEST COAST PEDIATRICS			1	100%	1
CVS HEALTH, #5962		1			1
COBLESKILL REGIONAL HOSPITAL		1			1
TAMPA URGENT CARE			1	100%	1
LAURELLWOOD NURSING CENTER		1			1
CAROLINAS HEALTHCARE SYSTEM LAB			1	100%	1
ATHENA PLASTIC SURGERY		1			1
GUIDEWELL EMERGENCY MEDICINE DOCTORS LLC			1	100%	1
ST JUDE LABORATORIES		1			1
ST VINCENTS AMBULATORY CARE INC			1	100%	1
ST JOHNS PEDIATRICS PA		1			1
LAKEVIEW HEALTH CARE SYSTEM LLC			1	100%	1
LABORATORIO BUENA SALUD			1	100%	1
BUFFALO VAMC			1	100%	1
RAMBAM URGENT CARE			1	100%	1
DESERT HOSPITAL/CPHU CLINICAL LABORATORY			1	100%	1
LEXINGTON PLACE SENIOR LIVING COMMUNITY		1			1
Greystone Health Care Center		1			1
CAREWELL JW - WORCESTER LNC			1	100%	1
STUART SURGERY CENTER, LLC			1	100%	1
HARBOUR'S EDGE		1			1
CANDLER HOSPITAL			1	100%	1
NORTHEAST PEDIATRICS			1	100%	1
ARIZA WELLNESS CARE LLC			1	100%	1
CAREHERE HUDSON BAY			1	100%	1
SHELBYVILLE HOSPITAL COMPANY		1			1
FRASER MEMORIAL HOSPITAL			1	100%	1
Elm Crest Senior Living Community		1			1
VA OPTOMETRY CLINIC			1	100%	1
GATEWAY LABORATORIES		1			1
ADVANCED RESEARCH AND DIAGNOSTIC LABORATORY UNIVERSITY OF MINNESOTA			1	100%	1
INTEGRATED REGIONAL LABS			1	100%	1
UNIVERSITY CENTRA CARE			1	100%	1
LAKE REGIONAL HEALTH			1	100%	1
ROYAL PALM PEDIATRICS			1	100%	1
THE HEART HOSPITAL BAYLOR PLANO			1	100%	1
UF HEALTH THE VILLAGES			1	100%	1
NAVAL MEDICAL CENTER			1	100%	1
SUN CLINICAL LABORATORIES			1	100%	1
ORCHID TERRACE		1			1
TENNESSEE VALLEY HCS			1	100%	1
MOUNT SINAI MEDICAL CENTER AVENTURA ER			1	100%	1
BIOMAT ORLANDO		1			1
CENTRAL FLORIDA PEDIATRIC URGENT CARE LLC			1	100%	1
PORT ORANGE NURSING & REHAB			1	100%	1
BEAUMONT HOSPITAL			1	100%	1

# COVID-19: testing by laboratory

Data through Nov 27, 2020 verified as of Nov 28, 2020 at 09:25 AM

Data in this report are provisional and subject to change.

The numbers in the table below represent the number of Florida and non-Florida residents for whom test results were received by the Department of Health. A person can be tested by more than one laboratory and can have both positive and negative results. **Therefore, the sum of the numbers in each column will be larger than the total number of people tested.**

Reporting lab	Inconclusive	Negative	Positive	Percent positive	Total
EXPRESS CARE OF THE SHOALS		1			1
SACRED HEART HEALTH SYSTEM, INC			1	100%	1
STARR COUNTY MEMORIAL HOSPITAL			1	100%	1
ER NEAR ME HULEN		1			1
BROOKS -TLC HOSPITAL SYSTEM			1	100%	1
LITTLE FALLS HOSPITAL LABORATORY		1			1
VETERANS AFFAIRS MEDICAL CENTER - GREATER LOS ANGELES			1	100%	1
COVENANT HEALTH		1			1
JACKSON MADISON CO. GEN. HOSPITAL			1	100%	1
OXY-GENLAB			1	100%	1
HEALTHPARK MEDICAL CTR NURSING SVC		1			1
TARPON BAYOU CENTER			1	100%	1
BROOKDALE JENSEN BEACH		1			1
Harris Hill Nursing Facility		1			1
MARYLAND DEPARTMENT OF HEALTH AND MENTAL HYGIENE			1	100%	1
BOSTON MEDICAL CENTER			1	100%	1
ENZO LABS INC			1	100%	1
LOYOLA UNIVERSITY MEDICAL CENTER LABORATORY			1	100%	1
JS HEALTHCARE			1	100%	1
MIAMI-DADE COUNTY HEALTH DEPT.		1			1
CULVER CITY URGENT CARE			1	100%	1
ONPOINT URGENT CARE			1	100%	1
FHPG_EXP CARE W HILLSBOROUGH			1	100%	1
AFFINITY URGENT CARE			1	100%	1
ST. MICHAEL'S ELITE HOSPITAL			1	100%	1
MARION COUNTY HEALTH DEPARTMENT			1	100%	1
Cornerstone at the Ranch		1			1
ORMC-ARDEN/EOI			1	100%	1
TREASURE COAST MEDICAL CONCIERGE LLC			1	100%	1
MEDICAL CLINIC OF HOUSTON			1	100%	1
SV MOBILE HEALTH			1	100%	1
PINELLAS CHD - CLEARWATER			1	100%	1
CVS HEALTH, #1994		1			1
Manassas Health & Rehab			1	100%	1
AZALEALAND NURSING HOME		1			1
SUMMERFIELD PAIN MANAGEMENT			1	100%	1
CALIFORNIA PUBLIC HEALTH LABORATORY			1	100%	1
PROGENESIS INC			1	100%	1
BEAUMONT REFERENCE LABORATORY			1	100%	1
EAST COAST INSTITUTE FOR RESEARCH LLC			1	100%	1
ASHLEY PEDIATRICS			1	100%	1
ORLANDO FAMILY PHYSICIANS			1	100%	1
MINUTECLINIC DIAG OF IND, LLC #6553		1			1
NONA MEDICAL ARTS		1			1
BLUFFTON HEALTH CENTER			1	100%	1
EXPEDIAN URGENT CARE			1	100%	1

# COVID-19: testing by laboratory

Data through Nov 27, 2020 verified as of Nov 28, 2020 at 09:25 AM

Data in this report are provisional and subject to change.

The numbers in the table below represent the number of Florida and non-Florida residents for whom test results were received by the Department of Health. A person can be tested by more than one laboratory and can have both positive and negative results. **Therefore, the sum of the numbers in each column will be larger than the total number of people tested.**

Reporting lab	Inconclusive	Negative	Positive	Percent positive	Total
ADVANCE MD CARE			1	100%	1
UNIVERSITY HOSPITALS OF CLEVELAND			1	100%	1
HEALTHCARE NETWORK OF SOUTHWEST FLORIDA			1	100%	1
NORTH SHORE HEMATOLOGY-ONCOLOGY ASSOCIATES PC		1			1
PHYSICIANS URGENT CARE			1	100%	1
KINGWOOD EMERGENCY HOSPITAL			1	100%	1
DE TAR HOSPITAL			1	100%	1
RENFREW CENTERS INC		1			1
Princeton Place			1	100%	1
HACKENSACK UNIVERSITY MEDICAL CENTER		1			1
ILLINOIS DEPT OF PUBLIC HEALTH LABS			1	100%	1
MINUTECLINIC DIAGNOSTIC OF NEW MEXICO LLC #7552		1			1
COLLINS NURSING HOME		1			1
PHYSICIAN ASSOCIATES, LLC			1	100%	1
CONSOLIDATED			1	100%	1
ACCURATE HEALTH SERVICES CORP			1	100%	1
PCR DIAGNOSTICS			1	100%	1
CARESPOT URGENT CARE		1			1
FAMILY PRACTICE ASSOCIATES		1			1
OCHSNER MEDICAL CENTER			1	100%	1
CHP COVID-19 (TX)			1	100%	1
MIDDLE TENN MENTAL HEALTH INSTITUTE		1			1
MERCY - NORTH IOWA			1	100%	1
DELAWARE DIAGNOSTICS LABS			1	100%	1
LAKESIDE MEDICAL CENTER		1			1
LEHIGH PULMONARY ASSOCIATES			1	100%	1
PEACHEALTH LABORATORIES		1			1
BLOOMINGDALE PEDIATRIC ASSOCIATES PA			1	100%	1
HAVASU REGIONAL MEDICAL CENTER			1	100%	1
MEDCARE QUALITY MEDICAL CENTER LLC			1	100%	1
REGIONS HOSPITAL LABORATORY			1	100%	1
SILVERMAN			1	100%	1
AFC PHYSICIANS OF FLORIDA, PA			1	100%	1
CONVENIENT MEDICAL AND HEALTH SERVICES			1	100%	1
MORNINGSIDE NURSING AND REHABILITATION		1			1
PRECISION HEALTH SOLUTIONS			1	100%	1
MINUTECLINIC 7196		1			1
OHIO VALLEY MANOR NURSING &		1			1
CLERMONT HEALTH DEPARTMENT			1	100%	1
COASTAL SKIN SURGERY AND DERMATOLOGY PL		1			1
JACKSONVILLE STATEFL			1	100%	1
CVS HEALTH, #2043		1			1
ESTATES MEDICAL CENTER INC			1	100%	1
COASTAL LABORATORIES OF FLORIDA			1	100%	1
DERMDX, DIV OF AURORA DIAGNOSTICS/BERNHARDT LAB		1			1
ORLANDO FAMILY MEDICAL INC		1			1



# COVID-19: testing by laboratory

Data through Nov 27, 2020 verified as of Nov 28, 2020 at 09:25 AM

Data in this report are provisional and subject to change.

The numbers in the table below represent the number of Florida and non-Florida residents for whom test results were received by the Department of Health. A person can be tested by more than one laboratory and can have both positive and negative results. **Therefore, the sum of the numbers in each column will be larger than the total number of people tested.**

Reporting lab	Inconclusive	Negative	Positive	Percent positive	Total
SMITH KLINE			1	100%	1
PRISMA HEALTH TUOMEY LABORATORY			1	100%	1
INTEGRITY CLINICAL RESEARCH CENTER INC			1	100%	1
AMD			1	100%	1
JUPITER INTERNAL MEDICINE AND ASSOCIATES			1	100%	1
UTAH DEPARTMENT OF HEALTH			1	100%	1
INTEGRATED GENETICS SEQUENOM		1			1
BAPTIST HOSPITAL OF MIAMI MCI BROWARD LABORATORY			1	100%	1
Florida Clinical Laboratory			1	100%	1
BAYFRONT HEALTH - CONVENIENT CARE NORTHEAST			1	100%	1
MARINA DEL REY HOSPITAL LAB			1	100%	1
CORNERSTONE OF RECOVERY INC		1			1
ST. VINCENT HOSPITAL			1	100%	1
SOLARIS HEALTHCARE PLANT CITY		1			1
ANDREWS INSTITUTE AMBULATORY SURGERY CENTER		1			1
LADY LAKE SPECIALTY CARE			1	100%	1
HARDEE COUNTY FIRE RESCUE		1			1
The Ponce Therapy Care Center		1			1
FAMILY CARE PARTNERS URGENT CARE LLC			1	100%	1
MEMORIAL HERMANN SOUTHWEST HOSPITAL			1	100%	1
USF PHYSICIANS GROUP			1	100%	1
Harbert Hills Academy Nursing Home		1			1
MERCYONE DES MOINES MEDICAL CENTER			1	100%	1
MIDDLEBURG PEDIATRICS			1	100%	1
NEMOURS CHILDREN'S PRIMARY CARE, ST CLOUD			1	100%	1
Garden Isle Healthcare and Rehabilitation Center		1			1
ADVENT HEALTH APOPKA		1			1
MEDICAL CITY NORTH HILLS			1	100%	1
ENCOMPASS HEALTH HOME HEALTH		1			1
HELEN HAYES HOSPITAL LABORATORY		1			1
HEALTH FIRST MEDICAL GROUP LLC			1	100%	1
ACCESS FAMILY CARE LLC			1	100%	1
INTERNAL MEDICINE & PEDIATRICS OF TAMPA BAY PA			1	100%	1
ManorCare Rehabilitation Center- Decatur		1			1
PARTNERS IN PRIMARY CARE		1			1
MADISON COUNTY MEMORIAL HOSPITAL LABORATORY		1			1
ADVANCE GASTROENTEROLOGY			1	100%	1
LEELANAU OPCO, LLC		1			1
SUNY AT STONY BROOK			1	100%	1
FRESENIUS SOUTH FORT MYERS		1			1
PARKWAY REGIONAL MEDICAL CENTER LAB			1	100%	1
CDRX INFUSION			1	100%	1
NEW ERA HEALTH CENTER INC		1			1
ADVICE FOR OPTIMAL WELLNESS, INC			1	100%	1
HOWELL BRANCH COURT			1	100%	1
JUPITER MEDICAL CENTER URGENT CARE - STUART			1	100%	1

# COVID-19: testing by laboratory

Data through Nov 27, 2020 verified as of Nov 28, 2020 at 09:25 AM

Data in this report are provisional and subject to change.

The numbers in the table below represent the number of Florida and non-Florida residents for whom test results were received by the Department of Health. A person can be tested by more than one laboratory and can have both positive and negative results. **Therefore, the sum of the numbers in each column will be larger than the total number of people tested.**

Reporting lab	Inconclusive	Negative	Positive	Percent positive	Total
TWIN			1	100%	1
PALM WEST INTERNIST PA			1	100%	1
BLOOD SYSTEMS LABORATORIES			1	100%	1
SCRIPPS CLINIC MEDICAL			1	100%	1
ADVENTHEALTH MEDICAL GROUP FAMILY AND INTERNAL			1	100%	1
THYROID SPECIALTY LABORATORY			1	100%	1
TRAVIS LEE THOMPSON MD			1	100%	1
DIAGNOSTIC & MEDICAL SPECIALISTS OF GREENWICH		1			1
CLINICAL LABORATORY DEPARTMENT			1	100%	1
LAB. CORP. OF AMERICA			1	100%	1
LAKE LURE HEALTH CENTER			1	100%	1
COMMUNITY			1	100%	1
TMH PHYSICIAN PARTNERS SOUTHWOOD			1	100%	1
Oakview Manor Health and Rehab		1			1
PROVIDENCE ST PETER HOSPITAL		1			1
HANCOCK REGIONAL HOSPITAL		1			1
ELMHURST MEMORIAL HOSPITAL			1	100%	1
VETERANS AFFAIRS MEDICAL CENTER - EAST ORANGE			1	100%	1
CATHEDRAL GERONTOLOGY CENTER DBA CATHEDRAL CARES			1	100%	1
LONGWOOD PEDIATRICS LLC			1	100%	1
TALLAHASSEE MEMORIAL HEALTHCARE			1	100%	1
HEALTH ALLIANCE			1	100%	1
MULBERRY'S MOBILE PROVIDER SERVICES LLC			1	100%	1
LINCOLN MEDICAL CENTER		1			1
LABCORP UNSPECIFIED		1			1
HOLYOKE MEDICAL CENTER			1	100%	1
Metairie Healthcare Center			1	100%	1
ADIRONDACK MEDICAL CENTER		1			1
MD NOW URGENT CARE			1	100%	1
ALTA BATES SUMMIT MEDICAL CENTER CLINICAL LAB			1	100%	1
FLORIDA DEPARTMENT OF HEALTH SEMINOLE COUNTY		1			1
ELITE CARE			1	100%	1
PUBLIC HEALTH TRUST OF MIAMI DADE COUNTY			1	100%	1
UNITED HEALTHCARE			1	100%	1
FLORIDA DEPARTMENT OF HEALTH (FDOH)			1	100%	1
PASCO COUNTY HEALTH DEPARTMENT			1	100%	1
MID-FLORIDA CANCER CENTERS		1			1
BERKSHIRE MEDICAL CENTER			1	100%	1
INTERMOUNTAIN MEDICAL CENTER			1	100%	1
ST. MARY MEDICAL CENTER		1			1
ST MARY'S OF SAGINAW		1			1
MEDEXPRESS URGENT CARE - LAKELAND			1	100%	1
PALMA CEIA MED GROUP-SWANN		1			1
OPTIMAL CARE PEDIATRICS			1	100%	1
UMHC HOLLYWOOD LABORATORY			1	100%	1
LIGHTHOUSE PEDIATRICS OF NAPLES			1	100%	1

# COVID-19: testing by laboratory

Data through Nov 27, 2020 verified as of Nov 28, 2020 at 09:25 AM

Data in this report are provisional and subject to change.

The numbers in the table below represent the number of Florida and non-Florida residents for whom test results were received by the Department of Health. A person can be tested by more than one laboratory and can have both positive and negative results. **Therefore, the sum of the numbers in each column will be larger than the total number of people tested.**

Reporting lab	Inconclusive	Negative	Positive	Percent positive	Total
Masonic Medical Research Institute			1	100%	1
MIAMI CHILDRENS HOSPITAL MIDTOWN OUTPATIENT CENTER			1	100%	1
CLUB HEALTH AND REHABILITATION CENTER, THE		1			1
COLONIAL MEDICAL CENTER-EAST ORLANDO			1	100%	1
ARNOLD PALMER HOSPITAL LAB POCT		1			1
MEDICAL CENTER OF THE ROCKIES			1	100%	1
BASCOM PALMER-MICRO LAB			1	100%	1
SOUTHERN SPRINGS HEALTH CARE		1			1
COMPASSION PEDIATRICS			1	100%	1
CFHC - FROSTPROOF			1	100%	1
Bolingreen Health and Rehabilitation		1			1
FLORIDA HOSPITAL ORMOND BEACH			1	100%	1
NORTH SHORE MEDICAL CENTER - SALEM HOSPITAL			1	100%	1
CLIFTON-FINE HOSPITAL LABORATORY		1			1
ROAN DRUG COMPANY LLC		1			1
Redwood Springs Healthcare			1	100%	1
BEAUMONT HOSPITAL, GROSSE POINTE			1	100%	1
NURSING PLUS OF BROWARD LLC		1			1
MADISON FACILITY INC			1	100%	1
HOLLAND COMMUNITY HOSPITAL		1			1
REFERENCE LABORATORY			1	100%	1
MONMOUTH MEDICAL CENTER		1			1
BROOKSVILLE REGIONAL HOSPITAL			1	100%	1
FAYETTE MEDICAL CENTER LAB		1			1
NEW YORK CITY DEPARTMENT OF HEALTH			1	100%	1
WARE EXPRESS CARE			1	100%	1
EH FARGO HOSPITAL LABORATORY			1	100%	1
QUALITY CLINICAL LAB LLC			1	100%	1
GOSHEN HOSPITAL			1	100%	1
TARPON SPRINGS PEDIATRICS, LLC			1	100%	1
CHOTA COMMUNITY HEALTH SERVICES		1			1
FLORIDA CLINICAL RESEARCH CENTER, LLC			1	100%	1
JOHNSON & JOHNSON VISION CARE-VISTAKON			1	100%	1
CLEVELAND CLINIC OHIO LABORATORIES			1	100%	1
URGENT CARE AND SURGERY CENTER			1	100%	1
SANITAS RESEARCH LLC			1	100%	1
Heartland Healthcare Center Boca Raton			1	100%	1
HORIZON MEDICAL CENTER			1	100%	1
FAMILY MEDICINE AT WINTER PARK			1	100%	1
ST. PETERSBURG PEDIATRICS- 38TH AVENUE			1	100%	1
FALMOUTH BY THE SEA			1	100%	1
WESTWOOD NURSING & REHAB		1			1
MERITER LABORATORIES			1	100%	1
SIGNATURE CARE COLLEGE STATION			1	100%	1
FLAGLER PROFESSIONAL HEALTH CARE SERVICES INC		1			1
CLEVELAND CLINIC FLORIDA			1	100%	1

# COVID-19: testing by laboratory

Data through Nov 27, 2020 verified as of Nov 28, 2020 at 09:25 AM

Data in this report are provisional and subject to change.

The numbers in the table below represent the number of Florida and non-Florida residents for whom test results were received by the Department of Health. A person can be tested by more than one laboratory and can have both positive and negative results. **Therefore, the sum of the numbers in each column will be larger than the total number of people tested.**

Reporting lab	Inconclusive	Negative	Positive	Percent positive	Total
DUKE HEALTH REGIONAL HOSPITAL			1	100%	1
ADVENTHEALTH HOSPICE CARE CENTRAL FLORIDA		1			1
CORPORATION OF AMERICA		1			1
ST VINCENT'S AMBULATORY CARE INC			1	100%	1
OCALA REGIONAL DIALYSIS- NORTH			1	100%	1
CAREWELL URGENT CARE FITCHBURG			1	100%	1
NEW ERA COMMUNITY HEALTH CENTER LLC		1			1
MID FLORIDA BIOLOGICALS			1	100%	1
FLORIDA DIGESTIVE AND LIVER SPECIALISTS			1	100%	1
SYNERGENE LABORATORY			1	100%	1
CONSULATE HEALTH CARE OF VERO BEACH			1	100%	1
LIFELINK TRANSPLANT INSTITUTE LAB			1	100%	1
NEW YORK PRESBYTERIAN HOSPITAL			1	100%	1
AVERA ST. MARY'S HOSPITAL			1	100%	1
FHPG SURGICAL ASSOCIATES OF EAST PASCO			1	100%	1
BIOMERIEUX			1	100%	1
TITUSVILLE CENTER FOR SURGICAL EXCELLENCE LLC		1			1
AYERS HEALTH & REHABILITATION CENTER		1			1
Metro West Nursing and Rehab			1	100%	1
LOGAN COUNTY HOSPITAL			1	100%	1
FIVE STAR PREMIER RESIDENCES OF POMPANO BEACH			1	100%	1
CARE POINT HEALTH AND WELLNESS CENTER		1			1
HILTON HEAD HOSPITAL/INPATIENT			1	100%	1
PINNACLE DIALYSIS		1			1
SIGNATURE CARE MEMORIAL CITY			1	100%	1
ESOTERIC LAB			1	100%	1
TIMPANOGOS REGIONAL HOSPITAL			1	100%	1
The Care Center at Pinellas Park		1			1
VANAJA SUREDDI MD PA			1	100%	1
ST JOSEPH'S HOSPITAL LABORATORY			1	100%	1
CINNAMON COVE ALF		1			1
SUSAN F. WILLIAMS M.D., P.A.			1	100%	1
ST PETE DIRECT PRIMARY CARE		1			1
BARRINGTON TERRACE NAPLES			1	100%	1
HERNANDO CHILDREN'S			1	100%	1
CQUENTIA NGS, LLC			1	100%	1
FAITH FAMILY PRACTICE			1	100%	1
STEPHENS COUNTY HOSPITAL			1	100%	1
WEST COAST FAMILY MEDICAL CARE			1	100%	1
HIBISCUS COURT			1	100%	1
ANY LAB TEST FAST CORP			1	100%	1
SOUTHERN HILLS MEDICAL CENTER			1	100%	1
CLINICAL TRIALS OF TAMPA LLC		1			1
FLORIDA KEYS PED AND ADOLES CTR			1	100%	1
FAMILY CARE PARTNERS OF NE FLORIDA LLC			1	100%	1
MEDICAL LIFE-INC GUIDEWELL EMERGENCY MEDICINE			1	100%	1

# COVID-19: testing by laboratory

Data through Nov 27, 2020 verified as of Nov 28, 2020 at 09:25 AM

Data in this report are provisional and subject to change.

The numbers in the table below represent the number of Florida and non-Florida residents for whom test results were received by the Department of Health. A person can be tested by more than one laboratory and can have both positive and negative results. **Therefore, the sum of the numbers in each column will be larger than the total number of people tested.**

Reporting lab	Inconclusive	Negative	Positive	Percent positive	Total
TAMPA INTERNATIONAL AIRPORT			1	100%	1
HELIX LW UC		1			1
NEW GEN LABS			1	100%	1
Remarkable Healthcare Dallas			1	100%	1
RIVERSIDE MEDICAL CENTER		1			1
CLINCLOUD, LLC			1	100%	1
ALOHA HOME CARE LLC DBA ACCENTCARE HOME HEALTH OF		1			1
NEIGHBORCARE PHARMACY SERVICES		1			1
WELLMED AT FORT PIERCE		1			1
SAN JOSE SENIOR CARE LLC		1			1
CAREWELL 203			1	100%	1
SANTA MONICA CA-UCLA MC			1	100%	1
HOUSTON METHODIST HOSPITAL			1	100%	1
UCH LAB			1	100%	1
BRIDGEWATER PARK ASSISTED LIVING LLC			1	100%	1
EAST TENNESSEE STATE UNIVERSITY		1			1
CVS MINUTE CLINIC DIAG OF IND, LLC #6549		1			1
BLUEWATER TOXICOLOGY			1	100%	1
PENSACOLA PATHOLOGY		1			1
JOSEF SCHENKER MD PC DBA CENTERS URGENT		1			1
SINAI PLAZA NURSING AND REHAB CENTER			1	100%	1
LOUNDY		1			1
MEDEXPRESS - BLOOMIN BRANDS			1	100%	1
CHILDRENS SPECIALIST PEDIATRIC PULMMOLOGY &			1	100%	1
ATHENS LIMESTONE HOSPITAL		1			1
UMASS MEMORIAL MEDICAL CENTER, INC		1			1
BELLE GLADES HEALTH CLINIC			1	100%	1
TEVAPHARM			1	100%	1
OHIO HEALTH DOCTORS HOSPITAL			1	100%	1
JUPITER PEDIATRIC ASSOCIATES, PA			1	100%	1
COMMUNITY MEDICAL AND DENTAL CARE INC		1			1
The Crossroads		1			1
Avera Sr. James Care Center		1			1
HALEYVILLE HEALTH CARE CENTER		1			1
BAYCARE OUTREACH LAB WH SOUTH			1	100%	1
APC PEDIATRICS			1	100%	1
ADVENTHEALTH MEDICAL GROUP FAMILY & INTERNAL			1	100%	1
LEE MEMORIAL HOSPITAL OUTPATIENT SURGERY CENTER			1	100%	1
MISSOURI DEPARTMENT OF HEALTH AND SENIOR SERVICES - STATE PH LAB		1			1
HALIFAX HEALTH PRIMARY CARE			1	100%	1
COMMUNITY MEDICAL CENTER-ORANGE CITY		1			1
MERITUS MEDICAL CENTER			1	100%	1
XSTREMEMD			1	100%	1
DALLAS COUNTY HEALTH AND HUMAN SERVICES			1	100%	1
Ramsey Village		1			1
LUTHERAN HAVEN ASSISTED LIVING		1			1

# COVID-19: testing by laboratory

Data through Nov 27, 2020 verified as of Nov 28, 2020 at 09:25 AM

Data in this report are provisional and subject to change.

The numbers in the table below represent the number of Florida and non-Florida residents for whom test results were received by the Department of Health. A person can be tested by more than one laboratory and can have both positive and negative results. **Therefore, the sum of the numbers in each column will be larger than the total number of people tested.**

Reporting lab	Inconclusive	Negative	Positive	Percent positive	Total
CLEVELAND CLINIC IMAGING			1	100%	1
MILFORD REGIONAL HOSPITAL			1	100%	1
MACCLENNY NURSING AND REHAB			1	100%	1
NYC PUBLIC HEALTH LABS			1	100%	1
Crowne Place Assisted Living		1			1
MEDSTAR HEALTH URGENT CARE			1	100%	1
RIVERSIDE METHODIST HOSPITAL LAB			1	100%	1
ORMOND BEACH URGENT CARE			1	100%	1
SIGNATURE CARE LEWISVILLE-EMERGENCY CENTER			1	100%	1
STEWART FLORIDA ALF, INC			1	100%	1
BAPTIST HOSPITAL LABORATORY			1	100%	1
MISSION HOSPITAL			1	100%	1
SANTA CLARA VALLEY MEDICAL CENTER			1	100%	1
ALLIED PHYSICIANS GROUP		1			1
WOODLAND TOWERS			1	100%	1
MDS PHARMA SERVICES		1			1
USC VERDUGO HILLS HOSPITAL			1	100%	1
ADVENT HEALTH MEDICAL GROUP FAMILY MEDICINE			1	100%	1
MEDFAST URGENT CARE CENTERS, LLC		1			1
DOCTORS CARE – GREER		1			1
ELEMENTS PHARMACY			1	100%	1
Eddy Memorial Geriatric Center		1			1
DRR JMC URGENT CARE DONALD ROSS			1	100%	1
MEDICAL CENTER OF CENTRAL GEORGIA			1	100%	1
Trucare Living Centers - Columbus		1			1
MALUHIA		1			1
Signature healthcare of Jacksonville		1			1
MEA PRIMARY CARE PLUS BYRAM			1	100%	1
MEMORIAL HEALTH UNIVERSITY MEDICAL CENTER			1	100%	1
ALL CARE URGENT CARE			1	100%	1
Senatobia Healthcare & Rehab		1			1
BRANDON REGIONAL EMERGENCY CTR			1	100%	1
MED TECH SERVICES OF PALM BEACH INC		1			1
Lab MSMC Hialeah			1	100%	1
BRIGHAM AND WOMEN'S HOSPITAL			1	100%	1
PROGRESSIVE MEDICAL LAB LLC			1	100%	1
<b>Total</b>	<b>51,655</b>	<b>9,606,840</b>	<b>1,256,914</b>	<b>12%</b>	<b>10,915,409</b>