

COVID-19: summary of cases and monitoring

Data through Nov 28, 2020 verified as of Nov 29, 2020 at 09:25 AM

Data in this report are provisional and subject to change.

Cases: people with positive PCR or antigen test result

Total cases

Florida residents	976,944
Non-Florida residents	15,717

Type of testing

Florida residents	976,944
Positive by BPHL/CDC	37,412
Positive by commercial/hospital lab	939,532
PCR positive	894,389
Antigen positive	82,555
Non-Florida residents	15,717
Positive by BPHL/CDC	461
Positive by commercial/hospital lab	15,256
PCR positive	13,019
Antigen positive	2,698

Characteristics

Florida residents hospitalized	54,706
Florida resident deaths	18,500
Non-Florida resident deaths	236

Hospitalized counts include anyone who was hospitalized at some point during their illness. It does not reflect the number of people currently hospitalized.

More information on deaths identified through death certificate data is available on the National Center for Health Statistics website at www.cdc.gov/nchs/nvss/vsrr/COVID19/index.htm.

Cases: people with positive PCR or antigen test result

Risk factors for Florida residents

Traveled	8,981
Contact with a known case	373,175
Traveled and contact with a known case	10,544
Neither	584,244
No travel and no contact	127,043
Travel is unknown	319,283
Contact is unknown	240,862
Contact is pending	187,893

Travel can be unknown and contact can be unknown or pending for the same case, these numbers will sum to more than the "neither" total.

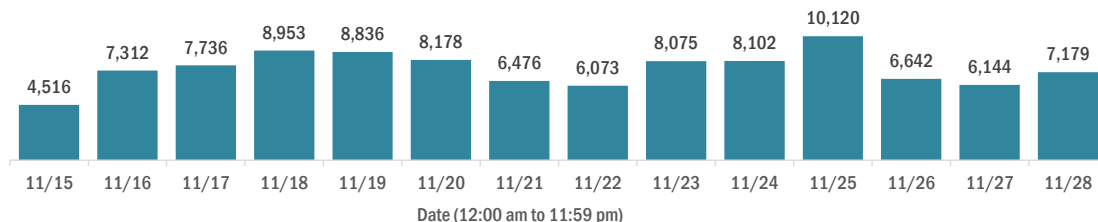
COVID-19: summary of laboratory testing

Data through Nov 28, 2020 verified as of Nov 29, 2020 at 09:25 AM

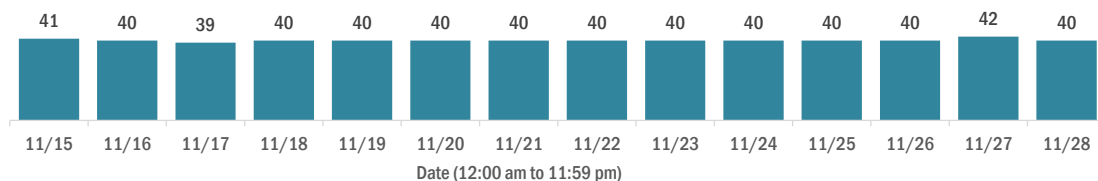
Data in this report are provisional and subject to change.

Cases in Florida residents per day for the past 2 weeks

Number of cases per day



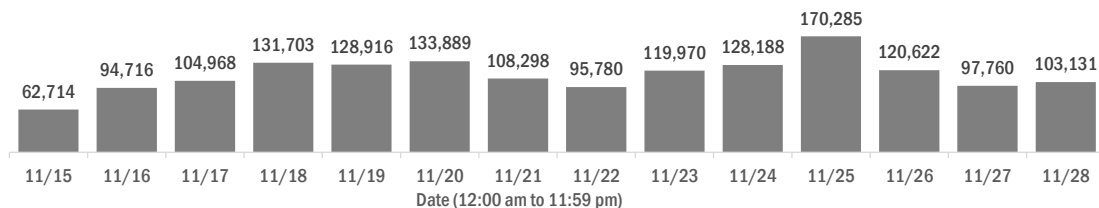
Median age of cases by day



Laboratory testing for Florida residents over the past 2 weeks

Number of Florida residents tested per day

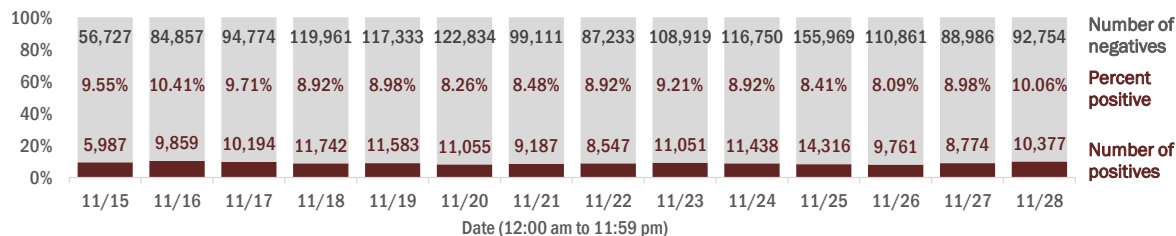
These counts include the number of people for whom the Department received PCR or antigen laboratory results by day. People tested on multiple days will be included for each day a new result was received. A person is only counted once for each day they are tested, regardless of whether multiple specimens are tested or multiple results are received.



Number and percent of Florida residents with positive test results

The percent of positive results ranged from 8.09% to 10.41% over the past 2 weeks and was 10.06% yesterday.

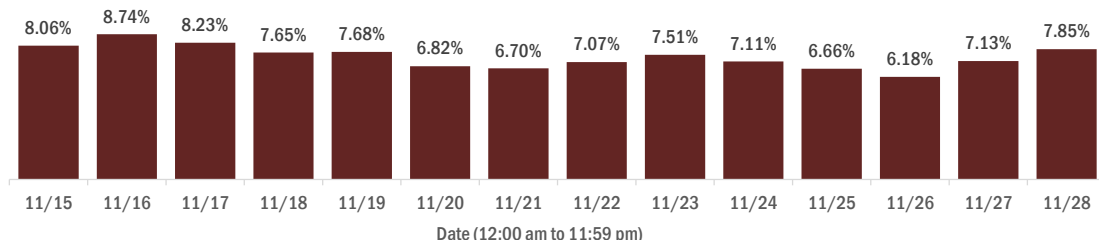
These counts include the number of people for whom the Department received PCR or antigen laboratory results by day. People tested on multiple days will be included for each day a new result was received. A person is only counted once for each day they are tested, regardless of whether multiple specimens are tested or multiple results are received. If a person has a positive specimen and a negative specimen in the same day, only the positive result is counted.



Percent positivity for new cases in Florida residents

The percent of positive results ranged from 6.18% to 8.74% over the past 2 weeks and was 7.85% yesterday.

This percent is the number of people who test PCR- or antigen-positive for the first time divided by all the people tested that day, excluding people who have previously tested positive.



COVID-19: characteristics of 976,944 Florida resident cases

Data through Nov 28, 2020 verified as of Nov 29, 2020 at 09:25 AM

Data in this report are provisional and subject to change.

Age group	Cases		Hospitalizations		Deaths	
0-4 years	16,610	2%	362	1%	0	0%
5-14 years	46,399	5%	328	1%	5	0%
15-24 years	158,332	16%	1,459	3%	32	0%
25-34 years	178,360	18%	3,015	6%	111	1%
35-44 years	153,785	16%	4,506	8%	312	2%
45-54 years	151,078	15%	6,755	12%	747	4%
55-64 years	126,964	13%	9,557	17%	2,044	11%
65-74 years	77,343	8%	10,994	20%	3,946	21%
75-84 years	43,764	4%	10,442	19%	5,430	29%
85+ years	23,278	2%	7,284	13%	5,873	32%
Unknown	1,031	0%	4	0%	0	0%
Total	976,944		54,706		18,500	

Gender	Cases	
Female	503,072	51%
Male	468,341	48%
Unknown	5,531	1%
Total	976,944	

Ethnicity	Cases		Hospitalizations		Deaths	
Hispanic	296,671	30%	15,079	28%	4,649	25%
Non-Hispanic	442,783	45%	36,707	67%	12,525	68%
Unknown	237,490	24%	2,920	5%	1,326	7%
Total	976,944		54,706		18,500	

Race and ethnicity	Cases		Hospitalizations		Deaths	
White	491,541	50%	34,129	62%	13,049	71%
Hispanic	195,392	20%	10,571	19%	3,696	20%
Non-Hispanic	263,773	27%	22,423	41%	8,718	47%
Unknown	32,376	3%	1,135	2%	635	3%
Black	137,193	14%	12,258	22%	3,383	18%
Hispanic	7,075	1%	508	1%	131	1%
Non-Hispanic	119,318	12%	11,446	21%	3,117	17%
Unknown	10,800	1%	304	1%	135	1%
Other race	132,905	14%	6,575	12%	1,473	8%
Hispanic	68,256	7%	3,614	7%	695	4%
Non-Hispanic	46,615	5%	2,654	5%	638	3%
Unknown	18,034	2%	307	1%	140	1%
Unknown race	215,305	22%	1,744	3%	595	3%
Hispanic	25,948	3%	386	1%	127	1%
Non-Hispanic	13,077	1%	184	0%	52	0%
Unknown	176,280	18%	1,174	2%	416	2%
Total	976,944		54,706		18,500	

Hospitalization counts include anyone who was hospitalized at some point during their illness. It does not reflect the number of people currently hospitalized. **Other race** includes any person with a race of American Indian/Alaskan native, Asian, native Hawaiian/Pacific Islander, or other.

COVID-19: deaths in Florida residents and staff of long-term care facilities

Data through Nov 28, 2020 verified as of Nov 29, 2020 at 09:25 AM

Data in this report are provisional and subject to change.

For current cases in residents or staff of long-term care facilities, please visit: <https://floridahealthcovid19.gov/>

County	Deaths		County	Deaths		County	Deaths	
Dade	862	12%	Charlotte	89	1%	Washington	12	0%
Palm Beach	755	10%	Osceola	89	1%	Gadsden	11	0%
Pinellas	615	8%	Okaloosa	73	1%	Gilchrist	11	0%
Broward	467	6%	Clay	70	1%	Baker	8	0%
Hillsborough	412	6%	Indian River	66	1%	Jefferson	8	0%
Polk	340	5%	Citrus	64	1%	Lafayette	8	0%
Lee	272	4%	Jackson	61	1%	Calhoun	7	0%
Brevard	256	4%	Suwannee	53	1%	Gulf	4	0%
Duval	244	3%	Leon	52	1%	Bradford	3	0%
Orange	237	3%	Highlands	46	1%	Flagler	3	0%
Sarasota	220	3%	St. Johns	45	1%	Holmes	3	0%
St. Lucie	182	3%	Bay	38	1%	Monroe	3	0%
Volusia	180	2%	Alachua	34	0%	Taylor	3	0%
Seminole	171	2%	Columbia	31	0%	Desoto	2	0%
Marion	168	2%	Sumter	29	0%	Hardee	2	0%
Manatee	145	2%	Nassau	26	0%	Levy	2	0%
Escambia	140	2%	Santa Rosa	23	0%	Dixie	1	0%
Collier	121	2%	Hendry	20	0%	Liberty	1	0%
Pasco	113	2%	Putnam	19	0%	Total	7,277	
Martin	107	1%	Madison	16	0%			
Lake	104	1%	Okeechobee	16	0%			
Hernando	98	1%	Walton	16	0%			

Note: cases are summarized by the county of usual residence. Residents and staff may be cases associated with facilities that are not in their county of usual residence, resulting in cases being included below for counties that do not have facilities with known cases.

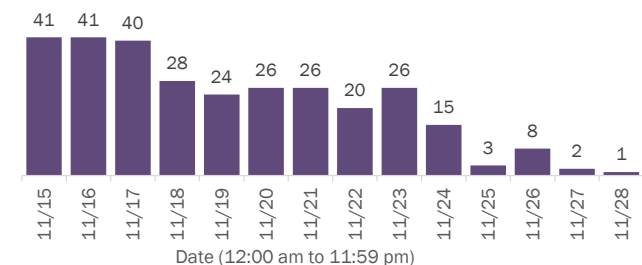
COVID-19: cases in Florida residents who have died

Data through Nov 28, 2020 verified as of Nov 29, 2020 at 09:25 AM

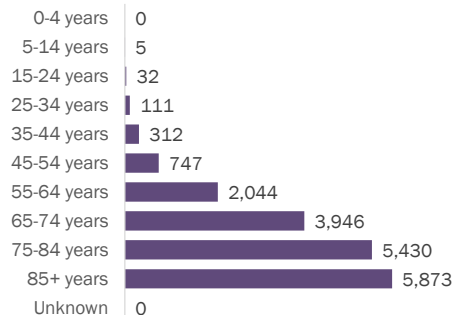
Data in this report are provisional and subject to change.

Demographics for all identified COVID-19 deaths: 18,500

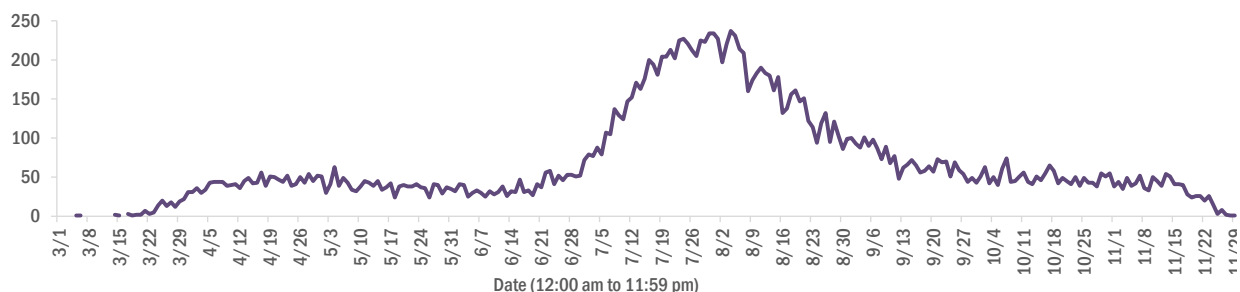
Deaths by date of death for the past 2 weeks



Deaths by age group



Deaths by date of death since March 2020



Age group	Deaths	Cases	Case fatality rate	Mortality rate per 100,000 population
0-4 years	0	16,610	0.0%	0.0
5-14 years	5	46,399	0.0%	0.2
15-24 years	32	158,332	0.0%	1.3
25-34 years	111	178,360	0.1%	3.9
35-44 years	312	153,785	0.2%	12.0
45-54 years	747	151,078	0.5%	26.8
55-64 years	2,044	126,964	1.6%	70.7
65-74 years	3,946	77,343	5.1%	162.6
75-84 years	5,430	43,764	12.4%	386.7
85+ years	5,873	23,278	25.2%	1016.9
Unknown	0	1,031	0.0%	
Total	18,500	976,944	1.9%	85.6

Race	Deaths	Cases	Case fatality rate	Mortality rate per 100,000 population
White	13,049	491,541	2.7%	78.1
Black	3,383	137,193	2.5%	92.5
Other	1,473	132,905	1.1%	118.4
Unknown	595	215,305	0.3%	
Total	18,500	976,944	1.9%	85.6

Gender	Deaths	Cases	Case fatality rate	Mortality rate per 100,000 population
Male	10,284	468,341	2.2%	97.4
Female	8,216	503,072	1.6%	74.4
Unknown	0	5,531	0.0%	
Total	18,500	976,944	1.9%	85.6

Ethnicity	Deaths	Cases	Case fatality rate	Mortality rate per 100,000 population
Non-Hispanic	12,525	442,783	2.8%	78.7
Hispanic	4,649	296,671	1.6%	81.9
Unknown	1,326	237,490	0.6%	
Total	18,500	976,944	1.9%	85.6

COVID-19: characteristics of 992,661 cases

Data through Nov 28, 2020 verified as of Nov 29, 2020 at 09:25 AM

Data in this report are provisional and subject to change.

Tables below include cases in Florida residents and non-Florida residents.

All 67 Florida counties have cases:

County	FL resident cases		Non-FL resident cases	Total cases	FL resident deaths	FL death rate
Dade	225,229	<div><div></div></div> 23%	2,427	227,656	3,834	1.7%
Broward	105,632	<div><div></div></div> 11%	1,066	106,698	1,659	1.6%
Palm Beach	64,285	<div><div></div></div> 7%	726	65,011	1,678	2.6%
Hillsborough	57,673	<div><div></div></div> 6%	419	58,092	929	1.6%
Orange	57,310	<div><div></div></div> 6%	495	57,805	645	1.1%
Duval	42,977	<div><div></div></div> 4%	622	43,599	599	1.4%
Pinellas	32,372	<div><div></div></div> 3%	436	32,808	899	2.8%
Lee	29,200	<div><div></div></div> 3%	668	29,868	574	2.0%
Polk	27,319	<div><div></div></div> 3%	162	27,481	674	2.5%
Osceola	18,054	<div><div></div></div> 2%	194	18,248	241	1.3%
Collier	17,318	<div><div></div></div> 2%	375	17,693	280	1.6%
Manatee	16,480	<div><div></div></div> 2%	223	16,703	371	2.3%
Escambia	14,879	<div><div></div></div> 2%	1,796	16,675	304	2.0%
Volusia	16,172	<div><div></div></div> 2%	186	16,358	368	2.3%
Brevard	15,378	<div><div></div></div> 2%	116	15,494	444	2.9%
Leon	14,540	<div><div></div></div> 1%	435	14,975	140	1.0%
Pasco	14,643	<div><div></div></div> 1%	140	14,783	271	1.9%
Sarasota	13,324	<div><div></div></div> 1%	323	13,647	389	2.9%
Marion	12,942	<div><div></div></div> 1%	39	12,981	379	2.9%
Seminole	12,799	<div><div></div></div> 1%	72	12,871	274	2.1%
Alachua	12,693	<div><div></div></div> 1%	120	12,813	102	0.8%
St. Lucie	10,703	<div><div></div></div> 1%	37	10,740	366	3.4%
Lake	10,522	<div><div></div></div> 1%	101	10,623	254	2.4%
Okaloosa	8,768	<div><div></div></div> 1%	97	8,865	147	1.7%
St. Johns	8,577	<div><div></div></div> 1%	150	8,727	96	1.1%
Bay	8,132	<div><div></div></div> 1%	323	8,455	157	1.9%
Clay	7,938	<div><div></div></div> 1%	20	7,958	148	1.9%
Santa Rosa	7,356	<div><div></div></div> 1%	95	7,451	102	1.4%
Martin	6,169	<div><div></div></div> 1%	62	6,231	172	2.8%
Charlotte	5,012	<div><div></div></div> 1%	40	5,052	194	3.9%
Indian River	4,937	<div><div></div></div> 1%	48	4,985	136	2.8%
Hernando	4,939	<div><div></div></div> 1%	30	4,969	211	4.3%
Columbia	4,763	<div><div></div></div> 0%	18	4,781	94	2.0%
Citrus	4,707	<div><div></div></div> 0%	24	4,731	168	3.6%
Jackson	3,826	<div><div></div></div> 0%	52	3,878	90	2.4%

County	FL resident cases		Non-FL resident cases	Total cases	FL resident deaths	FL death rate
Highlands	3,710	0%	27	3,737	146	3.9%
Walton	3,317	0%	359	3,676	37	1.1%
Sumter	3,423	0%	19	3,442	95	2.8%
Monroe	3,253	0%	100	3,353	27	0.8%
Gadsden	3,300	0%	11	3,311	57	1.7%
Suwannee	3,253	0%	25	3,278	86	2.6%
Nassau	2,904	0%	258	3,162	56	1.9%
Unknown	185	0%	2,571	2,756	0	0.0%
Putnam	2,737	0%	7	2,744	58	2.1%
Flagler	2,706	0%	23	2,729	42	1.6%
Hendry	2,478	0%	10	2,488	45	1.8%
Desoto	2,387	0%	8	2,395	34	1.4%
Okeechobee	2,020	0%	13	2,033	43	2.1%
Baker	2,010	0%	10	2,020	32	1.6%
Hardee	1,756	0%	7	1,763	18	1.0%
Taylor	1,640	0%	4	1,644	21	1.3%
Wakulla	1,609	0%	9	1,618	14	0.9%
Washington	1,504	0%	14	1,518	25	1.7%
Bradford	1,406	0%	3	1,409	19	1.4%
Levy	1,398	0%	7	1,405	14	1.0%
Lafayette	1,322	0%	0	1,322	20	1.5%
Madison	1,250	0%	17	1,267	27	2.2%
Union	1,227	0%	0	1,227	59	4.8%
Holmes	1,143	0%	20	1,163	15	1.3%
Gulf	1,046	0%	14	1,060	19	1.8%
Hamilton	970	0%	8	978	11	1.1%
Dixie	959	0%	3	962	11	1.1%
Calhoun	866	0%	2	868	22	2.5%
Franklin	819	0%	11	830	4	0.5%
Jefferson	756	0%	17	773	11	1.5%
Gilchrist	763	0%	0	763	19	2.5%
Glades	665	0%	1	666	10	1.5%
Liberty	594	0%	1	595	14	2.4%
State-Call Center			1	1	0	
Total	976,944		15,717	992,661	18,500	1.9%

COVID-19: characteristics of 976,944 Florida resident cases

Data through Nov 28, 2020 verified as of Nov 29, 2020 at 09:25 AM

Data in this report are provisional and subject to change.

The table below includes the cities and counties of residence for cases in Florida residents based on the patient's ZIP Code.

Note that city is not always received as part of the initial notification and may be missing while the case is being investigated.

City and county	Cases
Miami, Dade	130,426
Orlando, Orange	43,148
Jacksonville, Duval	40,283
Tampa, Hillsborough	34,645
Hialeah, Dade	30,623
Fort Lauderdale, Broward	24,847
Hollywood, Broward	20,639
West Palm Beach, Palm Beach	15,993
Kissimmee, Osceola	14,178
Naples, Collier	14,093
Tallahassee, Leon	13,728
Homestead, Dade	13,525
Saint Petersburg, Pinellas	12,797
Pensacola, Escambia	12,247
Fort Myers, Lee	11,921
Pompano Beach, Broward	11,652
Bradenton, Manatee	11,069
Boca Raton, Palm Beach	10,630
Gainesville, Alachua	10,560
Ocala, Marion	10,094
Lakeland, Polk	9,435
Sarasota, Sarasota	8,649
Lake Worth, Palm Beach	8,347
Cape Coral, Lee	7,042
Port Saint Lucie, St. Lucie	6,897
Miramar, Broward	6,695
Clearwater, Pinellas	6,334
Miami Gardens, Dade	6,098
Boynton Beach, Palm Beach	6,014
Miami Beach, Dade	5,795
Coral Springs, Broward	5,262
Panama City, Bay	5,260
Winter Haven, Polk	4,913
Melbourne, Brevard	4,794
Saint Augustine, St. Johns	4,766
Lehigh Acres, Lee	4,740
Delray Beach, Palm Beach	4,643
Lake City, Columbia	4,457
Davie, Broward	4,187
Coral Gables, Dade	4,017
Sunrise, Broward	3,975
Milton, Santa Rosa	3,954
Riverview, Hillsborough	3,870
Doral, Dade	3,859
Vero Beach, Indian River	3,781
Fort Pierce, St. Lucie	3,749
Daytona Beach, Volusia	3,722
Brandon, Hillsborough	3,483
Saint Cloud, Osceola	3,464
Plant City, Hillsborough	3,444
Largo, Pinellas	3,387
Apopka, Orange	3,387
Palm Bay, Brevard	3,366
Plantation, Broward	3,299
Miami Lakes, Dade	3,285
New Port Richey, Pasco	3,264
Orange Park, Clay	3,264
North Miami Beach, Dade	3,175

COVID-19: characteristics of 976,944 Florida resident cases

Data through Nov 28, 2020 verified as of Nov 29, 2020 at 09:25 AM

Data in this report are provisional and subject to change.

The table below includes the cities and counties of residence for cases in Florida residents based on the patient's ZIP Code.

Note that city is not always received as part of the initial notification and may be missing while the case is being investigated.

City and county	Cases
Deerfield Beach, Broward	3,083
Jupiter, Palm Beach	3,040
Weston, Broward	3,021
Stuart, Martin	3,021
Sanford, Seminole	2,994
Spring Hill, Hernando	2,851
Clermont, Lake	2,823
Cutler Ridge, Dade	2,772
Fort Walton Beach, Okaloosa	2,762
Live Oak, Suwannee	2,719
Tamarac, Broward	2,704
Deltona, Volusia	2,688
Port Charlotte, Charlotte	2,571
Opa Locka, Dade	2,542
Immokalee, Collier	2,539
Davenport, Polk	2,478
Deland, Volusia	2,433
Palm Beach Gardens, Palm Beach	2,400
Winter Park, Orange	2,363
Palmetto, Manatee	2,352
Arcadia, Desoto	2,330
Winter Garden, Orange	2,296
Margate, Broward	2,282
Palm Coast, Flagler	2,264
Coconut Creek, Broward	2,219
Wesley Chapel, Pasco	2,189
Oviedo, Seminole	2,161
Land O Lakes, Pasco	2,151
Wellington, Palm Beach	2,148
Crestview, Okaloosa	2,135
Hallandale, Broward	2,080
Palm Harbor, Pinellas	2,056
Altamonte Springs, Seminole	2,030
Okeechobee, Okeechobee	2,014
Haines City, Polk	1,998
Lake Worth Beach, Palm Beach	1,994
Venice, Sarasota	1,913
Key West, Monroe	1,909
Sebring, Highlands	1,889
Bonita Springs, Lee	1,864
Ocoee, Orange	1,856
Brooksville, Hernando	1,842
Middleburg, Clay	1,816
North Port, Sarasota	1,814
Punta Gorda, Charlotte	1,799
North Lauderdale, Broward	1,787
Lutz, Hillsborough	1,775
Leesburg, Lake	1,774
Valrico, Hillsborough	1,745
North Miami, Dade	1,715
Seminole, Pinellas	1,710
Quincy, Gadsden	1,676
Pembroke Pines, Broward	1,657
Ruskin, Hillsborough	1,630
Port Orange, Volusia	1,614
Pinellas Park, Pinellas	1,593
Perry, Taylor	1,544
Ormond Beach, Volusia	1,516
Longwood, Seminole	1,511

COVID-19: characteristics of 976,944 Florida resident cases

Data through Nov 28, 2020 verified as of Nov 29, 2020 at 09:25 AM

Data in this report are provisional and subject to change.

The table below includes the cities and counties of residence for cases in Florida residents based on the patient's ZIP Code.

Note that city is not always received as part of the initial notification and may be missing while the case is being investigated.

City and county	Cases
Jacksonville Beach, Duval	1,511
Oakland Park, Broward	1,509
Windermere, Orange	1,472
Crawfordville, Wakulla	1,460
Zephyrhills, Pasco	1,454
Cocoa, Brevard	1,425
Marianna, Jackson	1,417
Casselberry, Seminole	1,407
Royal Palm Beach, Palm Beach	1,399
Bartow, Polk	1,393
Crossings, Dade	1,386
Saint Johns, St. Johns	1,386
Green Cove Springs, Clay	1,379
Clewiston, Hendry	1,375
Coconut Grove, Dade	1,362
Dade City, Pasco	1,359
Niceville, Okaloosa	1,329
Mayo, Lafayette	1,311
Carol City, Dade	1,294
Palatka, Putnam	1,293
Kissimmee, Polk	1,288
Defuniak Springs, Walton	1,277
Missing, Dade	1,273
Cantonment, Escambia	1,271
Gulf Breeze, Santa Rosa	1,262
Navarre, Santa Rosa	1,250
Hudson, Pasco	1,241
Lake Mary, Seminole	1,233
Inverness, Citrus	1,227
Chipley, Washington	1,218
Wimauma, Hillsborough	1,216
North Fort Myers, Lee	1,205
Auburndale, Polk	1,196
Panama City Beach, Bay	1,177
Belle Glade, Palm Beach	1,167
Lynn Haven, Bay	1,166
Port Richey, Pasco	1,152
Titusville, Brevard	1,141
Ponte Vedra Beach, St. Johns	1,138
Fernandina Beach, Nassau	1,133
Lake Wales, Polk	1,128
The Villages, Sumter	1,117
Starke, Bradford	1,105
Biscayne Park, Dade	1,105
Santa Rosa Beach, Walton	1,078
Tarpon Springs, Pinellas	1,076
Merritt Island, Brevard	1,074
Aventura, Dade	1,070
Fleming Island, Clay	1,038
Labelle, Hendry	1,034
Winter Springs, Seminole	1,033
New Smyrna Beach, Volusia	1,028
Wauchula, Hardee	1,027
Avon Park, Highlands	1,020
Indiantown, Martin	1,019
Loxahatchee, Palm Beach	1,011
Destin, Okaloosa	997
Cooper City, Broward	983
Sarasota, Manatee	981

COVID-19: characteristics of 976,944 Florida resident cases

Data through Nov 28, 2020 verified as of Nov 29, 2020 at 09:25 AM

Data in this report are provisional and subject to change.

The table below includes the cities and counties of residence for cases in Florida residents based on the patient's ZIP Code.

Note that city is not always received as part of the initial notification and may be missing while the case is being investigated.

City and county	Cases
Century, Escambia	956
Dunedin, Pinellas	948
Graceville, Jackson	947
Estero, Lee	939
Tavares, Lake	938
Key Biscayne, Dade	929
Mulberry, Polk	918
Seffner, Hillsborough	911
Eustis, Lake	900
Rockledge, Brevard	898
El Portal, Dade	895
Lake Butler, Union	894
Palm City, Martin	892
Florida City, Dade	892
Parkland, Broward	891
Madison, Madison	886
Parrish, Manatee	884
Riviera Beach, Palm Beach	881
Holiday, Pasco	880
Everglades National Park, Dade	878
Bonifay, Holmes	872
Maccleddy, Baker	861
Maitland, Orange	849
Mount Dora, Lake	833
Orange City, Volusia	810
Odessa, Hillsborough	797
Crystal River, Citrus	772
Sanderson, Baker	766
Lake Placid, Highlands	753
Dover, Hillsborough	747
Dania, Broward	738
Groveland, Lake	730
Coleman, Sumter	718
Olympia Heights, Dade	716
Uleta, Dade	707
Monticello, Jefferson	706
Lithia, Hillsborough	698
Gibsonton, Hillsborough	694
Coral, Dade	679
Jasper, Hamilton	675
Atlantic Beach, Duval	665
Hobe Sound, Martin	659
Yulee, Nassau	659
Homosassa, Citrus	646
Lantana, Palm Beach	641
Ponte Vedra, St. Johns	639
Moore Haven, Glades	627
Palm Springs, Palm Beach	620
Oldsmar, Pinellas	615
Sebastian, Indian River	615
Pinecrest, Dade	611
Havana, Gadsden	610
Pace, Santa Rosa	608
Wewahatchka, Gulf	599
Alachua, Alachua	587
Blountstown, Calhoun	582
Summerfield, Marion	582
Debary, Volusia	579
North Palm Beach, Palm Beach	576

COVID-19: characteristics of 976,944 Florida resident cases

Data through Nov 28, 2020 verified as of Nov 29, 2020 at 09:25 AM

Data in this report are provisional and subject to change.

The table below includes the cities and counties of residence for cases in Florida residents based on the patient's ZIP Code.

Note that city is not always received as part of the initial notification and may be missing while the case is being investigated.

City and county	Cases
Chattahoochee, Gadsden	573
Cross City, Dixie	572
South Bay, Palm Beach	562
Lecanto, Citrus	558
South Miami, Dade	557
Callahan, Nassau	557
Sun City Center, Hillsborough	554
Frostproof, Polk	550
Fisher Island, Dade	549
Apollo Beach, Hillsborough	535
Pahokee, Palm Beach	533
Trenton, Gilchrist	532
Wildwood, Sumter	531
Newberry, Alachua	526
Edgewater, Volusia	523
Dunnellon, Marion	515
Fellsmere, Indian River	504
Ellenton, Manatee	499
Bellevue, Marion	499
Bristol, Liberty	497
Jensen Beach, Martin	496
Williston, Levy	493
Lady Lake, Lake	490
Crescent City, Putnam	479
Lauderhill, Broward	474
Safety Harbor, Pinellas	473
Lauderdale Lakes, Broward	471
Bowling Green, Hardee	470
Wilton Manors, Broward	468
Polk City, Polk	466
Beverly Hills, Citrus	460
Satellite Beach, Brevard	456
Freeport, Walton	442
Port Saint Joe, Gulf	441
Carrabelle, Franklin	440
Hilliard, Nassau	436
Palmetto Bay, Dade	436
Key Largo, Monroe	433
Bushnell, Sumter	432
Nokomis, Sarasota	425
Fort Meade, Polk	421
Mary Esther, Okaloosa	421
Sweetwater, Dade	420
Dunnellon, Citrus	410
Keystone Heights, Clay	409
Marco Island, Collier	402
Shalimar, Okaloosa	400
Hernando, Citrus	383
Glen Saint Mary, Baker	380
Chiefland, Levy	375
Florida State University, Leon	373
Sneads, Jackson	360
Centerville, Leon	360
Old Town, Dixie	358
Southwest Ranches, Broward	347
Englewood, Charlotte	347
Indianapolis, Brevard	345
Cocoa Beach, Brevard	340
Lake Alfred, Polk	327

COVID-19: characteristics of 976,944 Florida resident cases

Data through Nov 28, 2020 verified as of Nov 29, 2020 at 09:25 AM

Data in this report are provisional and subject to change.

The table below includes the cities and counties of residence for cases in Florida residents based on the patient's ZIP Code.

Note that city is not always received as part of the initial notification and may be missing while the case is being investigated.

City and county	Cases
Jacksonville, St. Johns	324
Miramar Beach, Walton	317
Bronson, Levy	316
Thonotosassa, Hillsborough	313
Neptune Beach, Duval	312
Spring Hill, Pasco	310
Marathon, Monroe	309
Belle Isle, Orange	309
Raiford, Union	306
Englewood, Sarasota	292
Cottondale, Jackson	290
Sorrento, Lake	287
Malone, Jackson	282
High Springs, Alachua	282
Minneola, Lake	276
Lehigh, Lee	275
Fort White, Columbia	271
Clearwater Beach, Pinellas	270
Fort Myers Beach, Lee	269
Medley, Dade	268
West Melbourne, Brevard	265
Oakland, Orange	263
Mascotte, Lake	262
Palm Beach, Palm Beach	249
Midway, Gadsden	248
Fruitland Park, Lake	248
Trinity, Pasco	244
Myakka City, Manatee	236
Zolfo Springs, Hardee	236
Bunnell, Flagler	235
Gulfport, Pinellas	235
Baker, Okaloosa	233
Umatilla, Lake	231
Pierson, Volusia	230
Haverhill, Palm Beach	227
Citra, Marion	226
South Daytona, Volusia	221
Silver Springs, Marion	220
Bell, Gilchrist	216
Rotunda West, Charlotte	215
Hawthorne, Alachua	214
Tavernier, Monroe	212
Weeki Wachee, Hernando	211
De Leon Springs, Volusia	207
Apalachicola, Franklin	207
Interlachen, Putnam	206
Lake Park, Palm Beach	204
Molino, Escambia	201
Flagler Beach, Flagler	198
Bay Harbor Islands, Dade	194
Cape Canaveral, Brevard	193
Youngstown, Bay	192
Jay, Santa Rosa	192
Lawtey, Bradford	191
Greenville, Madison	190
Holly Hill, Volusia	188
Altha, Calhoun	187
Jennings, Hamilton	183
Mims, Brevard	183

COVID-19: characteristics of 976,944 Florida resident cases

Data through Nov 28, 2020 verified as of Nov 29, 2020 at 09:25 AM

Data in this report are provisional and subject to change.

The table below includes the cities and counties of residence for cases in Florida residents based on the patient's ZIP Code.

Note that city is not always received as part of the initial notification and may be missing while the case is being investigated.

City and county	Cases
Melbourne Beach, Brevard	179
Tequesta, Palm Beach	179
Osprey, Sarasota	178
Edgewood, Orange	177
Ocklawaha, Marion	177
Oxford, Sumter	177
Archer, Alachua	176
Grand Ridge, Jackson	174
Alva, Lee	170
Ave Maria, Collier	168
Branford, Suwannee	167
Indian Harbour Beach, Brevard	164
Greenwood, Jackson	163
Celebration, Osceola	162
East Palatka, Putnam	161
Eastpoint, Franklin	160
Dundee, Polk	158
Kenneth City, Pinellas	157
Montverde, Lake	155
Floral City, Citrus	153
Vernon, Washington	151
Clair-Mel City, Hillsborough	145
Surfside, Dade	145
Gretna, Gadsden	144
Hastings, St. Johns	143
Eagle Lake, Polk	142
Westville, Holmes	141
O Brien, Suwannee	140
South Pasadena, Pinellas	140
Webster, Sumter	138
Gotha, Orange	137
Melrose, Putnam	136
Indian Rocks Beach, Pinellas	136
Satsuma, Putnam	133
University Of Miami, Dade	132
Elkton, St. Johns	130
Bal Harbour, Dade	130
San Antonio, Pasco	129
Chuluota, Seminole	128
Azalea Park, Orange	127
Grand Island, Lake	126
Hiawassee, Orange	122
Malabar, Brevard	121
West Miami, Dade	119
Lee, Madison	118
Eglin Air Force Base, Okaloosa	118
Valparaiso, Okaloosa	118
Southport, Bay	117
Reddick, Marion	116
Ponce De Leon, Holmes	112
Wellborn, Suwannee	111
White Springs, Hamilton	111
Inlet Beach, Walton	110
Geneva, Seminole	109
Alford, Jackson	108
Lakewood Ranch, Manatee	107
Laurel Hill, Okaloosa	107
Lake Panasoffkee, Sumter	106
Matlacha, Lee	105

COVID-19: characteristics of 976,944 Florida resident cases

Data through Nov 28, 2020 verified as of Nov 29, 2020 at 09:25 AM

Data in this report are provisional and subject to change.

The table below includes the cities and counties of residence for cases in Florida residents based on the patient's ZIP Code.

Note that city is not always received as part of the initial notification and may be missing while the case is being investigated.

City and county	Cases
Zellwood, Orange	105
Summerland Key, Monroe	103
Fort McCoy, Marion	102
Bryceville, Nassau	101
Lockhart, Orange	100
University Of Central Florida, Orange	99
Mcdavid, Escambia	98
Sebastian, Brevard	98
South Fort Myers, Lee	97
Morrison, Levy	93
Mcalpin, Suwannee	93
Weirsdale, Marion	92
Fountain, Bay	92
Anthony, Marion	92
Pomona Park, Putnam	91
Juno Beach, Palm Beach	90
Micanopy, Alachua	89
Hosford, Liberty	89
Sanibel, Lee	88
Bay Lake, Orange	87
University Of Fl, Alachua	86
Belleair, Pinellas	86
Babson Park, Polk	85
Alafaya, Orange	84
Hallandale Beach, Broward	84
Howey-In-The-Hills, Lake	83
Astatula, Lake	81
Islamorada, Monroe	81
Cloud Lake, Palm Beach	80
Longboat Key, Manatee	80
Temple Terrace, Hillsborough	79
Carrollwood, Hillsborough	79
Poinciana, Polk	78
Holmes Beach, Manatee	77
Greenacres, Palm Beach	77
Odessa, Pasco	76
Center Hill, Sumter	76
Bokeelia, Lee	76
Steinhatchee, Taylor	75
Lauderdale By The Sea, Broward	75
Sopchoppy, Wakulla	74
Mangonia Park, Palm Beach	73
Fern Park, Seminole	72
Kindred, Osceola	71
Madeira Beach, Pinellas	71
Lake Helen, Volusia	71
Caryville, Washington	70
F M, Lee	70
Eatonville, Orange	69
Sumterville, Sumter	69
Avon Park, Polk	69
Viera, Brevard	68
Seville, Volusia	67
Big Pine Key, Monroe	67
Holt, Okaloosa	66
Atlantis, Palm Beach	66
Oak Hill, Volusia	66
Citrus Springs, Citrus	63
Osteen, Volusia	62

COVID-19: characteristics of 976,944 Florida resident cases

Data through Nov 28, 2020 verified as of Nov 29, 2020 at 09:25 AM

Data in this report are provisional and subject to change.

The table below includes the cities and counties of residence for cases in Florida residents based on the patient's ZIP Code.

Note that city is not always received as part of the initial notification and may be missing while the case is being investigated.

City and county	Cases
Bonita Beach, Lee	62
Grant-Valkaria, Brevard	62
Palma Ceia, Hillsborough	61
Stock Island, Monroe	61
Hypoluxo, Palm Beach	61
Air Mail Facility, Dade	61
Clarksville, Calhoun	60
Winter Park, Seminole	60
The Villages, Lake	60
University Of South Florida, Hillsborough	58
Dinsmore, Duval	58
Lake Hamilton, Polk	58
University Of Central Fl, Orange	58
The Villages, Marion	58
Panacea, Wakulla	57
Missing, Brevard	57
Buena Ventura Lakes, Osceola	55
Waldo, Alachua	54
Cutler Bay, Dade	54
San Mateo, Putnam	53
Ochopee, Collier	53
Lutz, Pasco	52
Lady Lake, Sumter	52
Astor, Lake	52
Barefoot Bay, Brevard	51
Inglis, Levy	50
Placida, Charlotte	49
Christmas, Orange	48
Brooker, Bradford	48
Canal Point, Palm Beach	48
Missing, Santa Rosa	48
Greensboro, Gadsden	48
Missing, Lee	47
Altoona, Lake	47
Hollister, Putnam	47
Saint James City, Lee	47
Lamont, Jefferson	46
Golden Beach, Dade	46
Belleair Beach, Pinellas	45
Welaka, Putnam	45
Ponce Inlet, Volusia	43
Paisley, Lake	43
Crystal Beach, Pinellas	43
Bradenton Beach, Manatee	42
Florida Gulf Coast Univ, Lee	42
Princeton, Dade	42
Lighthouse Point, Broward	41
Bascom, Jackson	41
Hampton, Bradford	40
Pinetta, Madison	39
Callaway, Bay	39
Sunny Isles Beach, Dade	38
Ocean Ridge, Palm Beach	38
Patrick Air Force Base, Brevard	38
Sewalls Point, Martin	38
Manalapan, Palm Beach	37
Palm Beach Shores, Palm Beach	37
Campbellton, Jackson	37
Baldwin, Duval	36

COVID-19: characteristics of 976,944 Florida resident cases

Data through Nov 28, 2020 verified as of Nov 29, 2020 at 09:25 AM

Data in this report are provisional and subject to change.

The table below includes the cities and counties of residence for cases in Florida residents based on the patient's ZIP Code.

Note that city is not always received as part of the initial notification and may be missing while the case is being investigated.

City and county	Cases
Yalaha, Lake	36
Kendall, Dade	36
Felda, Hendry	36
Missing, Marion	35
University Of Tampa, Hillsborough	35
Destin, Walton	34
Cinco Bayou, Okaloosa	33
Lorida, Highlands	33
Harmony, Osceola	33
Flemington, Marion	33
Florahome, Putnam	32
Hurlburt Field, Okaloosa	32
Village Of Wellington, Palm Beach	32
Cedar Key, Levy	31
Fort Denaud, Hendry	31
Tierra Verde, Pinellas	31
Boca Grande, Lee	30
Saint Pete Beach, Pinellas	30
Ebro, Washington	30
Missing, Pasco	30
Saint Leo, Pasco	29
Fruit Cove, St. Johns	29
Singer Island, Palm Beach	29
North Redington Beach, Pinellas	29
Highland Beach, Palm Beach	28
West Park, Broward	28
Naranja, Dade	28
Lake Suzy, Desoto	26
Florida State, Leon	26
Bellview, Escambia	26
Anna Maria, Manatee	26
Missing, Duval	25
Jupiter, Martin	25
Univ Of FI Student Dorms, Alachua	25
Terra Ceia, Manatee	24
Georgetown, Putnam	24
Enterprise, Volusia	24
North Venice, Sarasota	24
Missing, Volusia	24
Miami Springs, Dade	24
Kathleen, Polk	24
South Miami Heights, Dade	24
Tyndall Air Force Base, Bay	24
Waverly, Polk	23
Salt Springs, Marion	23
Barry University, Dade	23
South Palm Beach, Palm Beach	22
Florida Dept Of Corrections, Union	22
Labelle, Glades	22
Intercession City, Osceola	22
Kinard, Calhoun	21
Florida A And M University, Leon	21
Reunion, Osceola	21
Bay Pines, Pinellas	21
Eaton Park, Polk	21
Kenansville, Osceola	21
Dania Beach, Broward	21
Ona, Hardee	21
Treasure Island, Pinellas	20

COVID-19: characteristics of 976,944 Florida resident cases

Data through Nov 28, 2020 verified as of Nov 29, 2020 at 09:25 AM

Data in this report are provisional and subject to change.

The table below includes the cities and counties of residence for cases in Florida residents based on the patient's ZIP Code.

Note that city is not always received as part of the initial notification and may be missing while the case is being investigated.

City and county	Cases
Gulf Breeze, Escambia	20
Lulu, Columbia	20
Nocatee, Desoto	20
Tioga, Alachua	20
Fort Lauderdale, Dade	20
Hialeah Gardens, Dade	20
Pensacola Beach, Santa Rosa	20
Palm Shores, Brevard	20
Tangerine, Orange	20
North Bay Village, Dade	20
Miami, Unknown	20
Missing, Collier	20
Okahumpka, Lake	19
Miami Shores, Dade	19
Tice, Lee	19
Santa Fe, Alachua	19
Babcock Ranch, Lee	18
Rocky Point, Hillsborough	18
Stetson University, Volusia	18
Walnut Hill, Escambia	18
Aloma, Orange	18
Penney Farms, Clay	18
Missing, Palm Beach	18
Missing, Broward	18
Ponte Vedra, Duval	18
Micco, Brevard	17
Bagdad, Santa Rosa	17
La Crosse, Alachua	17
Florida International Univ, Dade	17
Sydney, Hillsborough	17
Balm, Hillsborough	17
Goulds, Dade	17
Highland City, Polk	17
Heathrow, Seminole	17
Pasadena, Pinellas	17
Sun City, Hillsborough	16
Miromar Lakes, Lee	16
Lacoochee, Pasco	16
Cudjoe Key, Monroe	16
West Panama City Beach, Bay	16
Missing, Hillsborough	15
Key Colony Beach, Monroe	15
Northdale, Hillsborough	15
Perdido Key, Escambia	14
Indian Lake Estates, Polk	14
Homosassa Springs, Citrus	14
Paxton, Walton	14
Palmdale, Glades	14
Mexico Beach, Bay	14
Hawthorne, Putnam	14
Horseshoe Beach, Dixie	13
Bonifay, Washington	13
Yankeetown, Levy	13
Orange Lake, Marion	13
Bayonet Point, Pasco	13
New Smyrna, Volusia	13
Goodland, Collier	13
Village Of Palmetto Bay, Dade	13
Venus, Highlands	12

COVID-19: characteristics of 976,944 Florida resident cases

Data through Nov 28, 2020 verified as of Nov 29, 2020 at 09:25 AM

Data in this report are provisional and subject to change.

The table below includes the cities and counties of residence for cases in Florida residents based on the patient's ZIP Code.

Note that city is not always received as part of the initial notification and may be missing while the case is being investigated.

City and county	Cases
Dowling Park, Suwannee	12
Saint Marks, Wakulla	12
Champions Gate, Polk	12
Wewahitchka, Calhoun	12
Siesta Key, Sarasota	12
Candler, Marion	12
Bradley, Polk	12
Hallandale Beach, Broward	12
Cortez, Manatee	11
Apopka, Seminole	11
Little Torch Key, Monroe	11
Town N Country, Hillsborough	11
Homeland, Polk	11
Maitland, Seminole	11
Plymouth, Orange	11
Unknown, Dade	11
Branford, Lafayette	11
Missing, Manatee	11
Miami, Broward	11
Mount Dora, Orange	11
Missing, Escambia	10
Passport, Unknown	10
Hernando Beach, Hernando	10
Eloise, Polk	10
Rosemary Beach, Walton	10
White Springs, Columbia	10
Green Acres, Palm Beach	10
Lake City, Suwannee	10
Missing, St. Lucie	10
Sparr, Marion	10
Hollywood, Dade	10
Jacksonville, Unknown	10
Mango, Hillsborough	9
Pembroke Park, Broward	9
Ridge Manor, Pasco	9
Missing, St. Johns	9
Long Key, Monroe	9
Bonita Springs, Collier	9
Bostwick, Putnam	9
Palma Sola, Manatee	9
Loughman, Polk	9
Long Boat Key, Manatee	9
Saint Johns, Duval	9
Wabasso, Indian River	9
Lamont, Madison	9
Poinciana, Osceola	9
Earleton, Alachua	9
Gonzalez, Escambia	9
Steinhatchee, Dixie	9
Gulf Stream, Palm Beach	9
Village Wellington, Palm Beach	9
Mcintosh, Marion	9
Laurel Hill, Walton	8
Perrine, Dade	8
Florida International University, Dade	8
Durant, Hillsborough	8
Sugarloaf Key, Monroe	8
Wahneta, Polk	8
Webster, Hernando	8

COVID-19: characteristics of 976,944 Florida resident cases

Data through Nov 28, 2020 verified as of Nov 29, 2020 at 09:25 AM

Data in this report are provisional and subject to change.

The table below includes the cities and counties of residence for cases in Florida residents based on the patient's ZIP Code.

Note that city is not always received as part of the initial notification and may be missing while the case is being investigated.

City and county	Cases
Westchase, Hillsborough	8
Greenville, Taylor	8
Indian River Shores, Indian River	8
Graham, Bradford	8
Tallevast, Manatee	8
Rubonia, Manatee	8
Missing, Orange	8
Gulf Hammock, Levy	8
Murdock, Charlotte	8
Saint George Island, Franklin	8
Caryville, Holmes	8
Wausau, Washington	8
Bayshore Gardens, Manatee	8
Cottdale, Washington	8
Crystal Springs, Pasco	8
Duette, Manatee	8
Trenton, Levy	8
University Park, Manatee	8
Laud-By-The-Sea, Broward	8
Jensen Beach, St. Lucie	8
Parker, Bay	8
Kissimmee, Orange	8
Graceville, Holmes	8
Buckingham, Lee	8
Florence Villa, Polk	7
Pine Hills, Orange	7
Lake Como, Putnam	7
Lowell, Marion	7
Lealman, Pinellas	7
Hialeah, Unknown	7
Westlake, Palm Beach	7
Woodville, Leon	7
Fort Ogden, Desoto	7
Evinston, Alachua	7
Nichols, Polk	7
Missing, Martin	7
Holder, Citrus	7
Union Park, Orange	7
West Delray Beach, Palm Beach	7
Lake Butler, Bradford	6
Port Saint John, Brevard	6
Leisure City, Dade	6
Mayport Naval Station, Duval	6
Hillsboro Beach, Broward	6
City Of Sunrise, Broward	6
Florida State Univ Admin, Leon	6
Pine Castle, Orange	6
Orchid, Indian River	6
Missing, Sumter	6
Indian Creek Village, Dade	6
Shady Hills, Pasco	6
Forest City, Orange	6
Alturas, Polk	6
Missing, Pinellas	6
Ponce De Leon, Walton	6
Trilby, Pasco	6
Lake Monroe, Seminole	6
Palm City, St. Lucie	6
Ferndale, Lake	6

COVID-19: characteristics of 976,944 Florida resident cases

Data through Nov 28, 2020 verified as of Nov 29, 2020 at 09:25 AM

Data in this report are provisional and subject to change.

The table below includes the cities and counties of residence for cases in Florida residents based on the patient's ZIP Code.

Note that city is not always received as part of the initial notification and may be missing while the case is being investigated.

City and county	Cases
Archer, Levy	6
Belleair Bluffs, Pinellas	6
Saint Lucie West, St. Lucie	6
Missing, Indian River	6
Pine Ridge, Citrus	5
Beverly Beach, Flagler	5
Stuart, St. Lucie	5
Quail Heights, Dade	5
Ramrod Key, Monroe	5
Pass, Unknown	5
Brooksville, Pasco	5
Redington Shores, Pinellas	5
East Lake, Marion	5
Ebro, Bay	5
Fort Charlotte, Charlotte	5
Missing, Clay	5
Davenport, Osceola	5
Psl, Unknown	5
Lakewood Ranch, Sarasota	5
Morrison, Marion	5
Maxville, Duval	5
Missing, Nassau	5
Nalcrest, Polk	5
Hutchinson Island, St. Lucie	5
Braden River, Manatee	5
Fanning Springs, Gilchrist	5
Missing, Seminole	5
Virginia Gardens, Dade	5
Suwannee, Dixie	5
Roseland, Indian River	5
Dade City, Hernando	5
Citrus Hills, Citrus	4
Briny Breezes, Palm Beach	4
Saint Augustine, Duval	4
Nobleton, Hernando	4
Seacrest, Walton	4
Wakulla Springs, Wakulla	4
Missing, Unknown	4
International Service Center, Dade	4
Mount Plymouth, Lake	4
High Springs, Gilchrist	4
Ft Pierce, St. Lucie	4
Clarcona, Orange	4
Bonaventure, Broward	4
Ozona, Pinellas	4
Pensacola, Unknown	4
Ybor City, Hillsborough	4
Okeechobee, Osceola	4
Lakeshore, Polk	4
Fort Lauderdale, Palm Beach	4
Chokoloskee, Collier	4
Pp, Dade	4
Orlando, Brevard	4
Telogia, Liberty	4
Grove City, Charlotte	4
Everglades City, Collier	4
Deer Island, Lake	4
Redington Beach, Pinellas	4
Winter Garden, Lake	4

COVID-19: characteristics of 976,944 Florida resident cases

Data through Nov 28, 2020 verified as of Nov 29, 2020 at 09:25 AM

Data in this report are provisional and subject to change.

The table below includes the cities and counties of residence for cases in Florida residents based on the patient's ZIP Code.

Note that city is not always received as part of the initial notification and may be missing while the case is being investigated.

City and county	Cases
Niceville, Walton	4
Missing, Polk	4
Missing, Okaloosa	4
Loxahatchee Groves, Palm Beach	4
Live Oak, Madison	4
Valkaria, Brevard	4
Mayport, Duval	4
White City, Gulf	4
Shady Grove, Taylor	4
Tampa, Pinellas	3
Sunny Hills, Washington	3
Watersound, Walton	3
Worthington Springs, Union	3
Johns Pass Village, Pinellas	3
Jacksonville, Clay	3
Missing, Hernando	3
Clermont, Orange	3
West Bradenton, Manatee	3
Putnam Hall, Putnam	3
Saint Augustine Beach, St. Johns	3
Lynbrook, Broward	3
Captiva, Lee	3
Choctaw Beach, Okaloosa	3
Deerfield Beach, Palm Beach	3
Blountstown, Liberty	3
Indian Shores, Pinellas	3
Hallandale Beach, Unknown	3
Port Salerno, Martin	3
Daytona Beach Shores, Volusia	3
Eglin, Okaloosa	3
Pass, Dade	3
Margate, Unknown	3
Melrose, Bradford	3
Innovation, Pasco	3
Wildlight, Nassau	3
Missing, Columbia	3
Brewton, Escambia	3
Labelle, Lee	3
Chicago, Lee	3
Clewiston, Palm Beach	3
Branford, Gilchrist	3
Longboat Key, Sarasota	3
Jacksonville Naval Air Station, Duval	3
Naples, Lee	3
North Fort Myers, Charlotte	3
Missing, Citrus	3
Miami Gardens, Unknown	3
San Carlos Park, Lee	3
Sorrento, Orange	3
Sugarloaf, Monroe	3
Miccosukee, Leon	3
Lamont, Taylor	3
Cypress, Jackson	3
Mayport Naval Housing, Duval	3
Monticello, Madison	3
Oneco, Manatee	3
Hollywood, Unknown	3
Fernandina Beach, Duval	3
Fernandina, Nassau	3

COVID-19: characteristics of 976,944 Florida resident cases

Data through Nov 28, 2020 verified as of Nov 29, 2020 at 09:25 AM

Data in this report are provisional and subject to change.

The table below includes the cities and counties of residence for cases in Florida residents based on the patient's ZIP Code.

Note that city is not always received as part of the initial notification and may be missing while the case is being investigated.

City and county	Cases
Elfers, Pasco	3
Fpo, Duval	3
Indian Rock Beach, Pinellas	3
Cypress Gardens, Polk	3
Vernon, Bay	3
San Fernando, Unknown	3
Salem, Taylor	3
Pompano Beach, Palm Beach	3
Mims, Volusia	3
Missing, Alachua	3
Seacrest, Bay	3
Point Washington, Walton	3
Orange Park, Duval	3
Orlando, Osceola	3
Basinger, Okeechobee	3
Bella Collina, Lake	3
El Jobean, Charlotte	3
Julington Creek, St. Johns	3
Williston, Marion	3
Vero Beach, St. Lucie	3
Venice, Dade	2
Jupiter Island, Martin	2
Labelle, Collier	2
Sand Lake, Orange	2
Miramar, Unknown	2
Miami, Martin	2
New Port Richey, Hillsborough	2
Jonesville, Alachua	2
Lauderhill, Unknown	2
Samoset, Manatee	2
Seguin, Unknown	2
Sunrise, Unknown	2
Tampa, Broward	2
Green Cove Springs, Duval	2
Jacksonville, Lee	2
Mexico Beach, Gulf	2
Marysville, Dade	2
Orange Springs, Marion	2
Oakland Park, Unknown	2
N/A, Unknown	2
Cross City, Taylor	2
Carl Fisher, Dade	2
Forest City, Seminole	2
Fort Lauderdale, Alachua	2
Glenwood, Volusia	2
Land O Lakes, Hillsborough	2
Keystone Heights, Bradford	2
Pensacola Beach, Escambia	2
Milligan, Okaloosa	2
Saint Marys, Nassau	2
Westville, Walton	2
Tampa, Hernando	2
Sebring, Desoto	2
Vero Beach, Unknown	2
Wauchula, Desoto	2
Yeehaw, Okeechobee	2
Mesa, Unknown	2
Missing, Lake	2
Newberry, Gilchrist	2

COVID-19: characteristics of 976,944 Florida resident cases

Data through Nov 28, 2020 verified as of Nov 29, 2020 at 09:25 AM

Data in this report are provisional and subject to change.

The table below includes the cities and counties of residence for cases in Florida residents based on the patient's ZIP Code.

Note that city is not always received as part of the initial notification and may be missing while the case is being investigated.

City and county	Cases
Okeechobee, Lake	2
Ormond Beach, Flagler	2
Miramar, Dade	2
Pompano Beach, Unknown	2
Jacksonville Naval Hospital, Duval	2
Kingsley Lake, Bradford	2
Longview, Dade	2
Jacksonville, Nassau	2
Boynton Beach, Broward	2
Cape Haze, Charlotte	2
Bristol, Calhoun	2
Bayou George, Bay	2
000000, Unknown	2
Babcock Ranch, Charlotte	2
Conch Key, Monroe	2
Duck Key, Monroe	2
Lake Harbor, Palm Beach	2
Lanark Village, Franklin	2
Fort Walton Beach, Walton	2
Glen Ridge, Palm Beach	2
Goldenrod, Seminole	2
City Of Westlake, Palm Beach	2
Cassadaga, Volusia	2
Dunnellon, Levy	2
Melbourne, Orange	2
Missing, Sarasota	2
Moore Haven, Hendry	2
Orem, Palm Beach	2
Pp, Unknown	2
Portland, Unknown	2
Woodside, Broward	2
Scottsmoor, Brevard	2
Sea Ranch Lakes, Broward	2
Jacksonville, Dade	2
Madison, Unknown	2
Florida Power & Light Co, Dade	2
Gibsonia, Polk	2
Citrus Ridge, Indian River	2
Barberville, Volusia	2
Alligator Point, Wakulla	2
Immokalee, Lee	2
Cross Creek, Alachua	2
Crawfordville, Leon	2
Fort Lauderdale, Unknown	2
Alligator Point, Franklin	2
Lutz, Pinellas	2
Miami, Palm Beach	2
Lakeland, Hillsborough	2
Lawtey, Union	2
None, Dade	2
Orlando, Unknown	2
Seven Springs, Pasco	2
Saint Augusaintine Beach, St. Johns	2
Port Charlotte, Unknown	2
River Ranch, Polk	2
Port Saint Lucie, Martin	2
Village Of Golf, Palm Beach	2
Upper Key Largo, Monroe	2
Clermont, Polk	2

COVID-19: characteristics of 976,944 Florida resident cases

Data through Nov 28, 2020 verified as of Nov 29, 2020 at 09:25 AM

Data in this report are provisional and subject to change.

The table below includes the cities and counties of residence for cases in Florida residents based on the patient's ZIP Code.

Note that city is not always received as part of the initial notification and may be missing while the case is being investigated.

City and county	Cases
Grandin, Putnam	2
Golden Oak, Orange	2
Fort Pierce, Martin	2
Aripeka, Pasco	2
Bonifay, Jackson	2
Oklawaha, Marion	2
Olustee, Baker	2
Saint Johns, Orange	2
Inlet Beach, Bay	2
Laurel, Sarasota	2
Lecanto, Marion	2
Ludlam, Dade	2
Magnolia Square, Osceola	2
Winter Garden, Seminole	2
West Palm Beach, Dade	2
Switzerland, St. Johns	2
Tarpon Springs, Pasco	2
Tampa Palms, Hillsborough	1
Steinhatchee, Madison	1
Soldotna, Broward	1
South Burlington, Orange	1
Weston, Dade	1
Wheaton, Lee	1
Wesley Chapel, Alachua	1
Tewksbury, Orange	1
Las Vegas, Orange	1
Melrose, Alachua	1
Miamf, Dade	1
Miami G, Dade	1
Miami, Collier	1
Marianna, Calhoun	1
Haverford, Hillsborough	1
Hispanic, St. Lucie	1
Kingsland, Duval	1
Kissimmee, Brevard	1
Lake Placid, Alachua	1
San Antonio, Sarasota	1
San Antonio, Unknown	1
Sanford, Volusia	1
Provincetown, Collier	1
Pineland, Lee	1
Perry, Leon	1
Palm Coast, Duval	1
Opalocka, Dade	1
Okeechobee, St. Lucie	1
Naples, Orange	1
New Richmond, Volusia	1
Milton, Escambia	1
Missing, Leon	1
Carol Stream, Orange	1
Charlotte, Pasco	1
Clear Brook, Lee	1
Aollywoss, Dade	1
....., Alachua	1
99, Unknown	1
Boca Raton, Unknown	1
Blowing Rock, Polk	1
Gilmer, Dade	1
Greenville, Jefferson	1

COVID-19: characteristics of 976,944 Florida resident cases

Data through Nov 28, 2020 verified as of Nov 29, 2020 at 09:25 AM

Data in this report are provisional and subject to change.

The table below includes the cities and counties of residence for cases in Florida residents based on the patient's ZIP Code.

Note that city is not always received as part of the initial notification and may be missing while the case is being investigated.

City and county	Cases
Fanning Springs, Levy	1
Columbus, Brevard	1
Cookeville, Seminole	1
Cumberland, Palm Beach	1
Dade City, Hillsborough	1
Estero, Collier	1
Dallas, Lee	1
Deland, Lake	1
Deland, Polk	1
Doctors Inlet, Clay	1
Tallahassee, Duval	1
Tulsa, Orange	1
Washington, Unknown	1
Wekiva Springs, Seminole	1
West Villages, Sarasota	1
Wichita, Volusia	1
Zolfo Springs, Polk	1
Winter Park, Broward	1
Punta Gorda, Lee	1
Rye, Duval	1
Port Everglades, Broward	1
Peoria, Unknown	1
Pacifica, Dade	1
Saint Petersburg, Hillsborough	1
Saint Petersburg, St. Lucie	1
Saxis, Lee	1
Sebring, Lee	1
Sun City Center, Hardee	1
Spring Hill , Hernando	1
Starke, Clay	1
Stone Mountain, Palm Beach	1
Orlando, Lake	1
Palm Coast, Polk	1
Palm Coast, Volusia	1
Parker, Dade	1
Okeechobee, Glades	1
Oooooo, Unknown	1
North Pole, Seminole	1
North Port, Lee	1
Middlesburg, Duval	1
Mount Pleasant, Gadsden	1
Navarre, Okaloosa	1
Newark, Broward	1
Newburgh, Bay	1
Lewisburg, Pasco	1
Littleton, Dade	1
Lake Geneva, Clay	1
Lake City, Hamilton	1
La Grange, Dade	1
Marshall, Dade	1
Miami Gardens, Broward	1
Miami, Hillsborough	1
Miami, Orange	1
Los Angeles Ca, Unknown	1
Louisville, Manatee	1
Anaheim, Unknown	1
Athens, Duval	1
Bogota, Orange	1
Bronx, Palm Beach	1

COVID-19: characteristics of 976,944 Florida resident cases

Data through Nov 28, 2020 verified as of Nov 29, 2020 at 09:25 AM

Data in this report are provisional and subject to change.

The table below includes the cities and counties of residence for cases in Florida residents based on the patient's ZIP Code.

Note that city is not always received as part of the initial notification and may be missing while the case is being investigated.

City and county	Cases
Deland, St. Lucie	1
Clewiston, Glades	1
Coconut Creek, Unknown	1
Cartersville, Unknown	1
Fort Myers, Unknown	1
Fort Pierce, Unknown	1
Granada Hills, Broward	1
Hailandale, Unknown	1
Cypress, Leon	1
Fairfield, Marion	1
Jerusalem, St. Johns	1
Harrison, Pinellas	1
Homosassa, Hernando	1
Homeless, Polk	1
Alva, Collier	1
Alys Beach, Bay	1
Amelia City, Nassau	1
Apple Creek, Citrus	1
333, Unknown	1
Colorado Springs, Unknown	1
Conifer, Lee	1
Bryn Mawr, Palm Beach	1
Camden Wyoming, Duval	1
Chipley, Holmes	1
Chipley, Jackson	1
Chattanooga, Dade	1
Hallandale Ben, Unknown	1
Fl State Lot, Leon	1
Fort Walton Beac, Alachua	1
Fortlauderdale, Unknown	1
Ft Pierce, Unknown	1
Garland, Orange	1
El Paso, Unknown	1
Everett, Dade	1
Destin, Unknown	1
Live Oak, Columbia	1
Lauderdale Hill, Unknown	1
Lake Worth, Broward	1
Jeffersonville, Broward	1
Jerome, Collier	1
Hickory, Lee	1
Hialeah, Broward	1
Homeless, Dade	1
Miamii, Dade	1
Miamt, Dade	1
Mid Florida, Seminole	1
Middleburg, Duval	1
N/A, Duval	1
Naples, Alachua	1
Palm City, Unknown	1
Port Saint Lucie, Indian River	1
Pompano Beach, Alachua	1
Old Town, Gilchrist	1
Ocean Breeze, Martin	1
Oviedo, Leon	1
Porter Ranch, Dade	1
Raiford, Bradford	1
Riverview, Manatee	1
Steinhatchee, Alachua	1

COVID-19: characteristics of 976,944 Florida resident cases

Data through Nov 28, 2020 verified as of Nov 29, 2020 at 09:25 AM

Data in this report are provisional and subject to change.

The table below includes the cities and counties of residence for cases in Florida residents based on the patient's ZIP Code.

Note that city is not always received as part of the initial notification and may be missing while the case is being investigated.

City and county	Cases
San Diego, Unknown	1
Russellville, Hillsborough	1
Saint Augustine, Okaloosa	1
Sunrise, Dade	1
Tampa, Manatee	1
Vero Beach, Brevard	1
Village Of Palm Springs, Palm Beach	1
Webster, Pasco	1
Woodland Hills, Brevard	1
Winston Salem, Unknown	1
Wilbur By The Sea, Volusia	1
Willowbrook, Lee	1
Wellington, Unknown	1
Westchester, Dade	1
Westerville, Hillsborough	1
South Otselic, Dade	1
Sumatra, Liberty	1
Tinley Park, Lee	1
Unknown, Orange	1
Telluride, Lee	1
Wimauma, Manatee	1
Wayne, Dade	1
West Simsbury, Collier	1
Ponce, Orange	1
Port Charlotte Fl, Unknown	1
Saint Petersburg, Dade	1
San Juan, Osceola	1
San Pedro Sula, Dade	1
Richmond Heights, Dade	1
Rochester, Lee	1
Rosemary Beach, Bay	1
Orlando, Palm Beach	1
Passport, Dade	1
Otter Creek, Levy	1
Pensacola, Santa Rosa	1
Plantation, Unknown	1
Myakka, Duval	1
Naples, Broward	1
Naugatuck, Lee	1
Morrisville, Orange	1
New Vernon, Sarasota	1
New York, Broward	1
Opa Locka, Unknown	1
Miami Beach, Palm Beach	1
Miami Granders, Dade	1
Los Angeles, Polk	1
Miamm, Dade	1
Minneapolis, Collier	1
Fdsf, Unknown	1
Duke Field Air Force Station, Okaloosa	1
Deltona , Volusia	1
Clermont, Unknown	1
Bryn Mawr, Collier	1
Aspen, Palm Beach	1
Bartow, Unknown	1
Boca Rotan, Unknown	1
Columbia, Orange	1
Coral Springs, Unknown	1
Cornelius, Leon	1

COVID-19: characteristics of 976,944 Florida resident cases

Data through Nov 28, 2020 verified as of Nov 29, 2020 at 09:25 AM

Data in this report are provisional and subject to change.

The table below includes the cities and counties of residence for cases in Florida residents based on the patient's ZIP Code.

Note that city is not always received as part of the initial notification and may be missing while the case is being investigated.

City and county	Cases
Crestview, Dade	1
Dade City, Polk	1
Dania, Unknown	1
Darien, Pasco	1
Hilliard, Dade	1
Hollywood, Leon	1
Holt, Unknown	1
Humble, Broward	1
Fwb, Unknown	1
Gainesville, Orange	1
Gastonia, Polk	1
Lakewood, Unknown	1
Knoxville, Duval	1
Green, Clay	1
Gulf Shores, Escambia	1
Floral, Okaloosa	1
Gibsonton, Unknown	1
Gurabo, Orange	1
Columbia, Volusia	1
Cincinnati, Dade	1
Champions Gate, Osceola	1
Dracut, Orange	1
Davie, Unknown	1
Dayton, Orange	1
Baker, Santa Rosa	1
1, Charlotte	1
Alva, Escambia	1
Arcadia, Highlands	1
Belmont, Santa Rosa	1
Blountstown, Broward	1
Bronson, Alachua	1
Brooker, Alachua	1
Bonita, Lee	1
Brandon, Pinellas	1
Longwood, Broward	1
Lucedale, St. Lucie	1
Macclenny, Duval	1
Melrose, Clay	1
Mayaguez, Dade	1
Kissimmee, Unknown	1
Interlachen, Duval	1
Hialeahgardens, Dade	1
Hosford, Calhoun	1
Perth Amboy, Hillsborough	1
Panama City, Unknown	1
Pensacola, Sumter	1
Paducah, Manatee	1
Palm Spring, Palm Beach	1
Orlando, Broward	1
Orlando, Lee	1
Olds, Manatee	1
North Laud, Unknown	1
Monroe, Hillsborough	1
Middletown, Osceola	1
Wtixrat, Dade	1
Westlake Village, Unknown	1
Watersound, Bay	1
Unk, Duval	1
Ventura, Orange	1

COVID-19: characteristics of 976,944 Florida resident cases

Data through Nov 28, 2020 verified as of Nov 29, 2020 at 09:25 AM

Data in this report are provisional and subject to change.

The table below includes the cities and counties of residence for cases in Florida residents based on the patient's ZIP Code.

Note that city is not always received as part of the initial notification and may be missing while the case is being investigated.

City and county	Cases
Sharpes, Brevard	1
Sanford, Orange	1
Saint Petersburg, Charlotte	1
Puerto Rico, Unknown	1
Randolph, Orange	1
Powell, Lee	1
Saint Lucie Village, St. Lucie	1
Tampa, Pasco	1
Sunrtise, Dade	1
Trenton, Dixie	1
Unknown, Unknown	1
Umatilla, Marion	1
Toms River, Lee	1
Tourist, Dade	1
Woodbine, Nassau	1
Suitland, Volusia	1
Shirley, Flagler	1
Saint Joseph, Volusia	1
Russellville, Bay	1
San Antonio, Orange	1
Seminole, Leon	1
Wacissa, Jefferson	1
Waipahu, Santa Rosa	1
Ward, Polk	1
West Yarmouth, St. Lucie	1
Venetian Islands, Dade	1
Venice, Manatee	1
Syracuse, Polk	1
Tallahassee, Dade	1
Tamarac, Dade	1
Tavares, Orange	1
Town Of Nocatee, St. Johns	1
Unkn, Duval	1
Unknown, Volusia	1
Other, Dade	1
Orlando, Dade	1
Orlando, Volusia	1
Orlo Vista, Orange	1
North Palm Beach, Orange	1
Northport, Sarasota	1
Piassa, Putnam	1
Pass-A-Grille Beach, Pinellas	1
Port Saint Lucie, Palm Beach	1
Prattville, Hillsborough	1
Prestonsburg, Bay	1
Quincy, Jackson	1
Rapid City, Broward	1
Red Bay, Holmes	1
Key West, Duval	1
Kingsland, Nassau	1
Knoxville, Bay	1
Lake Butler, Alachua	1
Lakeland, Unknown	1
Lloyd, Jefferson	1
Los Angeles, Dade	1
Milford, Lee	1
Moore Haven, Okeechobee	1
Micanopy, Marion	1
Mckinney, Broward	1

COVID-19: characteristics of 976,944 Florida resident cases

Data through Nov 28, 2020 verified as of Nov 29, 2020 at 09:25 AM

Data in this report are provisional and subject to change.

The table below includes the cities and counties of residence for cases in Florida residents based on the patient's ZIP Code.

Note that city is not always received as part of the initial notification and may be missing while the case is being investigated.

City and county	Cases
Miamc, Dade	1
Greensburg, Palm Beach	1
Far Rockaway, Dade	1
Hernando, Marion	1
Hialeah, Collier	1
Fort Lauderdale, Leon	1
Fort White, Clay	1
Garden City, Alachua	1
Gaylord, Orange	1
Hoclywsod, Dade	1
Hallandale, Unknown	1
Homeless, Hillsborough	1
Homeless, Monroe	1
Homeless, Pinellas	1
Indian Rocks Beach, Duval	1
Jefferson, Dade	1
Jonesboro, Leon	1
Jupiter, Dade	1
Jupiter, St. Lucie	1
Kenilworth, Leon	1
Carmel, Orange	1
Chicago, Unknown	1
Brandon, Unknown	1
Brooklyn, Lee	1
Caracas, Dade	1
Asheville, Highlands	1
Bartow, Hardee	1
Boca Raton, Broward	1
Alpharetta, Broward	1
Dallas, Hernando	1
Coconut Ck, Unknown	1
Copeland, Collier	1
Downingtown, Hillsborough	1
Deer Park, Dade	1
Deerfield Beach, Unknown	1
Deland, Seminole	1
Mount Vernon, Volusia	1
Mulberry, Hillsborough	1
Monument, Broward	1
Morrisville, Palm Beach	1
North Brunswick, St. Lucie	1
North Lauderdale, Unknown	1
North Porte, Unknown	1
Notrealville, Polk	1
Okeechobi, Unknown	1
Orem, Dade	1
Orlando, Polk	1
Oviedo, Lake	1
Panomo City, Bay	1
Pensacola, Dade	1
Plantation Key, Monroe	1
Plantation, Leon	1
Metter, Manatee	1
Miami Dade, Unknown	1
Miamksaohes, Dade	1
Mokena, Lee	1
Missing, Putnam	1
Irmo, Unknown	1
Island Grove, Alachua	1

COVID-19: characteristics of 976,944 Florida resident cases

Data through Nov 28, 2020 verified as of Nov 29, 2020 at 09:25 AM

Data in this report are provisional and subject to change.

The table below includes the cities and counties of residence for cases in Florida residents based on the patient's ZIP Code.

Note that city is not always received as part of the initial notification and may be missing while the case is being investigated.

City and county	Cases
Jacksonville, Baker	1
Key West, Palm Beach	1
Kilgore, Dade	1
Jupiter Inlet, Palm Beach	1
Lima, Volusia	1
Macclenny, Dixie	1
Madison, Jefferson	1
Greensboro, Leon	1
Inglis, Citrus	1
Gainesville, Levy	1
Glen Cove, Unknown	1
Glen Saint Mary, Duval	1
Fort Lauderdale, Orange	1
Fleming Island, Duval	1
Dade City, Unknown	1
Deerfield Beach, Polk	1
Defuniak Springs, Okaloosa	1
Clearwater, Leon	1
Crescent Beach, Sarasota	1
Crestview, Broward	1
Crestview, Walton	1
Cross Key, Monroe	1
Crystal River, Marion	1
Bradenton, Lee	1
Callahan, Duval	1
Bogota, Unknown	1
Bowling Green, Polk	1
Atlanta, Walton	1
Attalla, Broward	1
Twentynine Palms, Broward	1
Surprise, Unknown	1
Syracuse, Unknown	1
St Cloud, Orange	1
St Petersburg., Pinellas	1
Saint Petersburg, Bay	1
San Marcos, Unknown	1
Sarasota, Unknown	1
Pooler, Broward	1
Port Canaveral, Brevard	1
Ridgewood, Lee	1
Vernon, Walton	1
Unknown, Manatee	1
Xifamk, Dade	1
Winfield, Hillsborough	1
Winter Garden, Unknown	1
Littleton, St. Johns	1
Los Angeles, Orange	1
Mattoon, Lee	1
Marianna, Washington	1
Mary Esther, Hillsborough	1
Newaygo, Charlotte	1
North Port, Charlotte	1
Na, Dade	1
Missing, Flagler	1
Milford, Bay	1
Missing, Bay	1
Stiamk, Dade	1
Saint Petersburg, Duval	1
Roswell, Bay	1

COVID-19: characteristics of 976,944 Florida resident cases

Data through Nov 28, 2020 verified as of Nov 29, 2020 at 09:25 AM

Data in this report are provisional and subject to change.

The table below includes the cities and counties of residence for cases in Florida residents based on the patient's ZIP Code.

Note that city is not always received as part of the initial notification and may be missing while the case is being investigated.

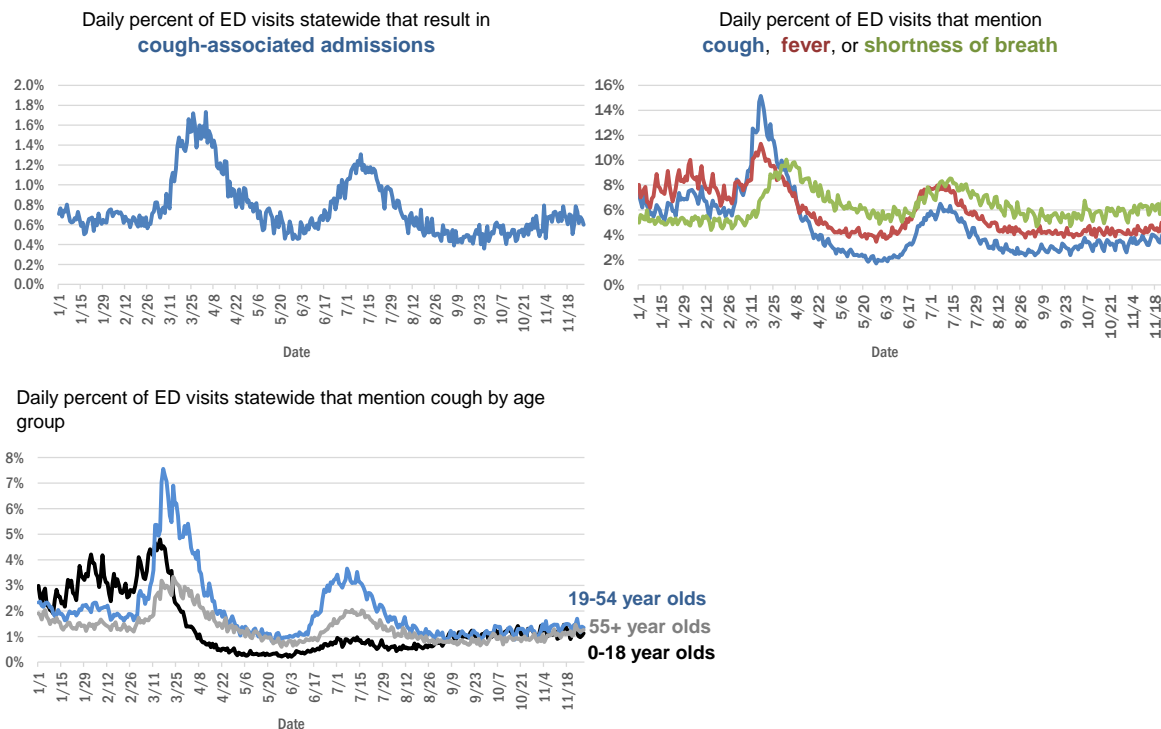
City and county	Cases
Ruskin, Manatee	1
Port Saint Lucie, Marion	1
Port St Luce, Unknown	1
Port St. Lucie, St. Lucie	1
Rivera Beach, Unknown	1
Painted Post, Pasco	1
Palatka, Marion	1
Pensacola Naval Hospital, Escambia	1
Pompano Beach, Dade	1
Pompano Beach, Osceola	1
Okeechobee, Highlands	1
Port Charlotte, Lee	1
Lake In The Hills, Broward	1
Lake Worth, Unknown	1
Land, Unknown	1
Jupiter, Pinellas	1
Kansas City, Palm Beach	1
Indianapolis, Lee	1
Jena, Taylor	1
Fort Lauderdale, Lee	1
Fort Pierce, Brevard	1
Fort Worth, Broward	1
Franklin, Orange	1
Gainesville, Santa Rosa	1
High Springs, Columbia	1
Gwynn Oak, Polk	1
East Rockland Key, Monroe	1
Crescent City, Marion	1
Crestview, Unknown	1
Coal City, Pasco	1
Celebration, Orange	1
Delray Beach, Broward	1
Boys Ranch, Suwannee	1
Big Torch Key, Monroe	1
Boca Raton, Lee	1
Bonifay, Unknown	1
Arabi, Orange	1
Austin, Dade	1
Addison, Pasco	1
Alford, Washington	1
Apo, Collier	1
Unknown, Duval	1
Tavares, Unknown	1
Temple, Palm Beach	1
Surfside Beach, Orange	1
Sun City Center, Lee	1
Winnetka, Dade	1
Winter Springs, Orange	1
Youngstown, Washington	1
West Hollywood, Broward	1
Weston, Unknown	1
Wildwood, Lee	1
West Palm Beach, Unknown	1
Total	976,944

COVID-19: additional surveillance information

Data through Nov 28, 2020 verified as of Nov 29, 2020 at 09:25 AM

Data in this report are provisional and subject to change.

Statewide emergency department (ED) chief complaint and admission data



The Electronic Surveillance System for the Early Notification of Community-Based Epidemics (ESSENCE-FL) includes chief complaint data from 211 of 211 Florida EDs. Data are transmitted electronically to ESSENCE-FL daily or hourly.

COVID-19: testing by laboratory

Data through Nov 28, 2020 verified as of Nov 29, 2020 at 09:25 AM

Data in this report are provisional and subject to change.

The numbers in the table below represent the number of Florida and non-Florida residents for whom test results were received by the Department of Health. A person can be tested by more than one laboratory and can have both positive and negative results. **Therefore, the sum of the numbers in each column will be larger than the total number of people tested.**

Reporting lab	Inconclusive	Negative	Positive	Percent positive	Total
LABORATORY CORPORATION OF AMERICA	1,971	1,214,562	149,257	11%	1,365,790
QUEST DIAGNOSTICS	9,128	1,104,971	151,993	12%	1,266,092
BIO REFERENCE LABORATORIES, INC	7,236	708,836	128,154	15%	844,226
CURATIVE LABS	7,310	678,838	76,736	10%	762,884
GENETWORX	661	390,590	32,925	8%	424,176
REALTOX LABS LLC	3,773	333,178	53,356	14%	390,307
HELIX	2,517	226,028	31,115	12%	259,660
RCA LABORATORY SERVICES, LLC		161,648	9,789	6%	171,437
IMPACT HEALTH BIOMETRIC TESTING, INC	817	136,637	12,977	9%	150,431
ELABNETWORK	1,058	130,437	10,754	8%	142,249
EAST FLORIDA STATE COLLEGE - BREVARD□		123,207	14,641	11%	137,848
MAKO GENOMICS	5,708	110,922	17,834	13%	134,464
NORTHWEST LABORATORY	245	120,844	6,715	5%	127,804
BPHL-JACKSONVILLE	18	102,723	15,749	13%	118,490
MAYO CLINIC LABORATORIES	267	105,167	10,812	9%	116,246
ADVENT HEALTH LAB	112	101,260	13,957	12%	115,329
MEDICAL DIAGNOSTIC LABORATORIES	967	97,488	13,948	12%	112,403
ADVENTHEALTH LAB	98	93,926	9,084	9%	103,108
BAYCARE LABORATORIES LLC	440	94,386	7,940	8%	102,766
BIOCOLLECTIONS WORLDWIDE, INC	564	86,183	11,300	12%	98,047
MEMORIAL REGIONAL HOSPITAL SOUTH	22	81,300	16,151	17%	97,473
KORVALABS, INC	1,281	89,903	4,540	5%	95,724
BPHL-MIAMI	225	81,162	13,005	14%	94,392
ASCENSION SACRED HEART HOSPITAL - PENSACOLA	2	81,761	10,122	11%	91,885
ORLANDO HEALTH SYSTEM	574	81,499	7,803	9%	89,876
NOMIHEALTH		78,935	8,070	9%	87,005
SUNPATH MEDICAL DIAGNOSTICS LABORATORY	677	65,167	9,285	12%	75,129
TAMPA GENERAL HOSPITAL	4	66,958	5,163	7%	72,125
UF HEALTH MEDICAL LAB	33	66,272	5,288	7%	71,593
DIATHERIX LABORATORIES		59,981	8,221	12%	68,202
BPHL-TAMPA (SPECTRUM BLVD)	45	57,492	9,400	14%	66,937
TESTING MATTERS INC	34	57,220	6,990	11%	64,244
FULGENT DIAGNOSTICS LABORATORY	998	58,462	4,373	7%	63,833
AKESOGEN		48,274	7,430	13%	55,704
ARUP LABORATORIES	15	49,781	2,878	5%	52,674
ASCENSION ST VINCENT'S - RIVERSIDE	1	47,342	5,304	10%	52,647
JACKSON MEMORIAL HOSPITAL CLINICAL LAB	79	43,768	8,240	16%	52,087
BAPTIST HEALTH SOUTH FLORIDA	194	44,446	6,808	13%	51,448
AMERICAN HEALTH ASSOCIATES	9	47,100	3,472	7%	50,581
UF HEALTH SHANDS HOSPITAL	286	45,011	2,650	6%	47,947
LAKELAND REGIONAL MEDICAL CENTER	114	42,234	4,528	10%	46,876
VIRACOR EUROFINS		34,609	9,672	22%	44,281
AIT LABORATORIES		38,638	4,342	10%	42,980
REAL DIAGNOSTICS	221	33,649	4,035	11%	37,905
ORANGE COUNTY CONVENTION CENTER		33,330	3,645	10%	36,975
MIAMI DADE COUNTY□		32,093	3,526	10%	35,619

COVID-19: testing by laboratory

Data through Nov 28, 2020 verified as of Nov 29, 2020 at 09:25 AM

Data in this report are provisional and subject to change.

The numbers in the table below represent the number of Florida and non-Florida residents for whom test results were received by the Department of Health. A person can be tested by more than one laboratory and can have both positive and negative results. **Therefore, the sum of the numbers in each column will be larger than the total number of people tested.**

Reporting lab	Inconclusive	Negative	Positive	Percent positive	Total
TALLAHASSEE MEMORIAL HOSPITAL	140	31,371	3,476	10%	34,987
SOUTH MIAMI HOSPITAL LAB	127	30,338	3,687	11%	34,152
BAPTIST HEALTH - JACKSONVILLE	4	32,038	2,071	6%	34,113
APPLIED INGENUITY DIAGNOSTICS LLC		31,771	1,606	5%	33,377
WALGREENS	30	26,919	4,872	15%	31,821
LEE HEALTH - CAPE CORAL HOSPITAL	3	25,891	4,036	13%	29,930
BROWARD GENERAL MEDICAL CENTER-CLINICAL LAB	2	25,541	2,600	9%	28,143
SARASOTA MEMORIAL HOSPITAL MAIN LAB	12	25,538	1,875	7%	27,425
UNIVERSITY OF MIAMI HOSPITAL	32	24,386	2,635	10%	27,053
MILLENNIUM PHYSICIAN GROUP	16	23,141	3,686	14%	26,843
UF HEALTH JACKSONVILLE	38	23,557	2,080	8%	25,675
NICKLAUS CHILDREN'S HOSPITAL	51	21,748	3,143	13%	24,942
FLORIDA HOSPITAL - TAMPA	37	22,682	1,850	8%	24,569
ECCO LAB GROUP CO	363	20,342	3,609	15%	24,314
INGENIOUS PERSONALIZED MEDICINE	115	18,399	3,329	15%	21,843
STATLAB_MOBILE	1	19,239	1,985	9%	21,225
PWNHEALTH	26	19,621	1,139	5%	20,786
NORTH FLORIDA REGIONAL MEDICAL CENTER		18,893	1,865	9%	20,758
MOUNT SINAI MEDICAL CENTER	7	18,859	1,773	9%	20,639
ADVENT HEALTH - DAYTONA BEACH	32	18,881	1,392	7%	20,305
ACCESS DX LABORATORY	193	18,171	1,830	9%	20,194
ST JOSEPHS HOSPITAL LABORATORY	18	17,682	2,278	11%	19,978
BRANDON REGIONAL HOSPITAL		17,666	2,117	11%	19,783
PALMETTO GENERAL HOSPITAL LAB	3	16,003	3,391	17%	19,397
NAPLES COMMUNITY HOSPITAL	58	16,852	1,718	9%	18,628
JFK MEDICAL CENTER LAB	1	16,545	2,080	11%	18,626
JUPITER MEDICAL CENTER LAB	49	17,072	1,497	8%	18,618
LAB DIAGNOSTICS LLC	363	12,377	5,118	29%	17,858
BIOCERNA LABS	461	14,582	2,113	12%	17,156
PANCARE OF FLORIDA INC		15,350	1,522	9%	16,872
AVENTUS BIO LABS	16	14,793	1,953	12%	16,762
GENESIS REFERENCE LABORATORIES		15,312	1,216	7%	16,528
PATIENTS FIRST LAKE ELLA MEDICAL CENTER PA		13,979	2,477	15%	16,456
DRS CLACK SPENCER WHITE & MCCORMACK PA D/B/A		14,710	1,376	9%	16,086
INTEGRATED REGIONAL LABORATORIES LLP		14,062	2,007	12%	16,069
SAINT MARY'S MEDICAL CENTER	21	13,506	1,611	11%	15,138
INDIAN RIVER MEDICAL CENTER LAB		13,669	839	6%	14,508
MORTON PLANT HOSPITAL-ADLER INSTITUTE	8	13,306	1,182	8%	14,496
WELLINGTON REGIONAL MED CTR LAB	5	11,739	1,431	11%	13,175
CLEVELAND CLINIC HOSPITAL LAB	4	11,591	1,428	11%	13,023
EXACT SCIENCES LABORATORIES		11,983	855	7%	12,838
LEESBURG REGIONAL MEDICAL CENTER		11,369	1,143	9%	12,512
OSCEOLA REGIONAL MEDICAL CENTER	1	10,618	1,452	12%	12,071
HOMESTEAD HOSPITAL CLINICAL LABORATORY	23	9,896	2,023	17%	11,942

COVID-19: testing by laboratory

Data through Nov 28, 2020 verified as of Nov 29, 2020 at 09:25 AM

Data in this report are provisional and subject to change.

The numbers in the table below represent the number of Florida and non-Florida residents for whom test results were received by the Department of Health. A person can be tested by more than one laboratory and can have both positive and negative results. **Therefore, the sum of the numbers in each column will be larger than the total number of people tested.**

Reporting lab	Inconclusive	Negative	Positive	Percent positive	Total
FLORIDA HOSPITAL WATERMAN LABORATORY	70	10,998	855	7%	11,923
ST MARKS HOSPITAL LABORATORY B	78	10,627	1,002	9%	11,707
HOLY CROSS HOSPITAL CLINICAL LAB	1	11,036	603	5%	11,640
HEALTH CENTER AT SINAI RESIDENCES		11,378	179	2%	11,557
MEMORIAL HOSPITAL JACKSONVILLE	8	9,705	1,771	15%	11,484
HEALTHLINK DIAGNOSTIC LABORATORIES	44	10,681	576	5%	11,301
RUTGERS CLINICAL GENOMICS LABORATORY	43	10,789	382	3%	11,214
PWN HEALTH	17	9,048	1,986	18%	11,051
MEMORIAL REGIONAL HOSPITAL CLINICAL LABORATORY	10	10,272	701	6%	10,983
LEE HEALTH - LEE MEMORIAL HOSPITAL		8,194	2,571	24%	10,765
WEST KENDALL BAPTIST HOSPITAL	8	8,716	1,908	18%	10,632
DELRAY MEDICAL CENTER LAB	3	9,577	964	9%	10,544
LARKIN COMMUNITY HOSPITAL INC DBA CARDIOTROPIC		6,820	3,623	35%	10,443
PRIVA PATH LABS	43	9,880	464	4%	10,387
NORTHWEST MEDICAL CENTER	1	9,104	1,259	12%	10,364
WATSON CLINIC LLP		8,878	1,415	14%	10,293
ORANGE PARK MEDICAL CENTER	9	8,638	1,565	15%	10,212
LAWNWOOD REGIONAL MEDICAL CENTER	1	8,935	1,219	12%	10,155
BETHESDA HOSPITAL EAST		9,251	825	8%	10,076
STS LAB 2 LLC	6	9,779	214	2%	9,999
SRQ DRIVE THROUGH		8,944	902	9%	9,846
OAK HILL HOSPITAL		8,934	908	9%	9,842
ST ANTHONY'S HOSPITAL LAB	13	8,811	994	10%	9,818
BAPTIST HEALTH - SOUTH		9,127	653	7%	9,780
WINTER HAVEN HOSPITAL CLINICAL LABORATORY	3	8,302	1,345	14%	9,650
PALM BEACH BALL PARK		8,604	989	10%	9,593
LARKIN COMMUNITY HOSPITAL	10	8,183	1,259	13%	9,452
COAST DIAGNOSTICS LLC	26	8,687	642	7%	9,355
LARGO MEDICAL CENTER		8,422	871	9%	9,293
GOOD SAMARITAN MEDICAL CENTER LAB	1	8,084	1,193	13%	9,278
UHEALTH CORAL GABLES/LENNAR MED CTR	3	8,729	534	6%	9,266
AVECINA	17	8,664	530	6%	9,211
BAYFRONT HEALTH - ST PETERSBURG	16	7,623	1,276	14%	8,915
WESTSIDE REGIONAL MED CTR	2	7,631	1,231	14%	8,864
MEASE COUNTRYSIDE LAB	2	8,004	757	9%	8,763
CLEVELAND CLINIC TRADITION HOSPITAL		8,280	481	5%	8,761
ST JOSEPHS HOSPITAL	8	7,674	966	11%	8,648
MERCY HOSPITAL A CAMPUS OF PLANTATION GEN HOSP LAB	1	7,258	1,370	16%	8,629
GULF COAST MEDICAL CENTER MICROLAB		6,731	1,836	21%	8,567
BOSTON HEART DIAGNOSTICS CORP		7,379	1,138	13%	8,517
AEGIS SCIENCES CORPORATION	38	7,655	783	9%	8,476
PALMS WEST HOSPITAL LAB	2	7,227	1,155	14%	8,384
MEDICAL CENTER OF TRINITY CLINICAL LABORATORY	1	7,539	744	9%	8,284
AVECINA MEDICAL OAKLEAF	3	6,959	1,301	16%	8,263

COVID-19: testing by laboratory

Data through Nov 28, 2020 verified as of Nov 29, 2020 at 09:25 AM

Data in this report are provisional and subject to change.

The numbers in the table below represent the number of Florida and non-Florida residents for whom test results were received by the Department of Health. A person can be tested by more than one laboratory and can have both positive and negative results. **Therefore, the sum of the numbers in each column will be larger than the total number of people tested.**

Reporting lab	Inconclusive	Negative	Positive	Percent positive	Total
HALIFAX MEDICAL CENTER LAB	33	7,001	1,116	14%	8,150
WEST FLORIDA HOSPITAL LAB		6,657	1,454	18%	8,111
CORAL GABLES HOSPITAL CLINICAL LABORATORY		6,813	1,276	16%	8,089
WEST BOCA MEDICAL CENTER LAB		7,464	624	8%	8,088
REGIONAL MEDICAL CENTER BAYONET POINT	2	7,570	489	6%	8,061
THE VILLAGES REGIONAL HOSPITAL		7,510	544	7%	8,054
MANATEE MEMORIAL HOSPITAL		7,344	626	8%	7,970
FLORIDA HOSPITAL HEARTLAND MED CTR CLINICAL LAB	33	6,998	925	12%	7,956
BAPTIST HEALTHCARE - BAPTIST HOSPITAL	4	6,576	1,214	16%	7,794
AVENTURA HOSPITAL LAB		6,310	1,406	18%	7,716
Capital Regional Medical Ctr		6,362	1,325	17%	7,687
ADVENT HEALTH - WESLEY CHAPEL	14	7,103	563	7%	7,680
LEE HEALTH - HEALTH PARK MEDICAL CENTER		6,413	1,242	16%	7,655
PALM BEACH GARDENS MEDICAL CTR LAB		6,946	650	9%	7,596
BLAKE MEDICAL CENTER		6,656	929	12%	7,585
NCH NORTH NAPLES HOSPITAL LAB	15	6,733	826	11%	7,574
NIGHT LITE PEDIATRICS	4	5,755	1,600	22%	7,359
DOCTORS HOSPITAL	4	6,096	1,121	16%	7,221
VISTA CLINICAL DIAGNOSTICS	69	6,696	446	6%	7,211
AVICINA MEDICAL	4	6,024	1,031	15%	7,059
FLORIDA HOSPITAL FLAGLER	29	6,557	437	6%	7,023
ACCESS MEDICAL LABORATORIES		4,312	2,696	38%	7,008
INFORM DIAGNOSTICS, INC		6,515	344	5%	6,859
LUMINUS DIAGNOSTICS		6,142	529	8%	6,671
LAKE CITY MEDICAL CENTER		5,392	1,258	19%	6,650
FLORIDA MEDICAL CENTER - A CAMPUS OF NORTH SHORE	2	5,754	799	12%	6,555
PLANTATION GENERAL HOSPITAL		5,481	1,031	16%	6,512
CORAL SPRINGS MED CTR		5,881	578	9%	6,459
NORTHSIDE HOSPITAL AND HEART INSTITUTE		5,762	603	9%	6,365
NORTH SHORE MEDICAL CENTER		5,282	1,081	17%	6,363
FLORIDA HOSPITAL DELAND	10	5,522	789	12%	6,321
ALL CHILDREN'S HOSPITAL		5,970	332	5%	6,302
FLORIDA HOSPITAL ZEPHYRHILLS	10	5,799	483	8%	6,292
NEMOURS CHILDRENS HOSPITAL		6,092	197	3%	6,289
BROWARD HEALTH NORTH CLINICAL LABORATORY		5,491	700	11%	6,191
NONA SCIENTIFIC	4	5,045	1,131	18%	6,180
CENTRAL FLORIDA REGIONAL HOSPITAL		5,406	549	9%	5,955
FLORIDA HOSPITAL OF CARROLLWOOD	22	5,280	641	11%	5,943
INDIAN RIVER PATHOLOGY LLC		5,478	425	7%	5,903
VISTA CLINICAL	7	3,187	2,660	45%	5,854
MEMORIAL HOSPITAL WEST LABORATORY SERVICES	14	5,269	520	9%	5,803
CLEVELAND CLINIC MARTIN SOUTH HOSPITAL	1	5,251	466	8%	5,718
GENOVA DIAGNOSTICS LABORATORY	13	5,289	333	6%	5,635
OCALA REGIONAL MEDICAL CENTER		5,006	597	11%	5,603
FULGENT DIAGNOSTICS	97	5,157	322	6%	5,576
P4 CLINICAL, LLC	61	5,024	430	8%	5,515

COVID-19: testing by laboratory

Data through Nov 28, 2020 verified as of Nov 29, 2020 at 09:25 AM

Data in this report are provisional and subject to change.

The numbers in the table below represent the number of Florida and non-Florida residents for whom test results were received by the Department of Health. A person can be tested by more than one laboratory and can have both positive and negative results. **Therefore, the sum of the numbers in each column will be larger than the total number of people tested.**

Reporting lab	Inconclusive	Negative	Positive	Percent positive	Total
WEST PALM HOSPITAL LAB		5,067	430	8%	5,497
UNITED CLINICAL LABORATORY LLC	2	4,503	946	17%	5,451
LEE HEALTH - GULF COAST MEDICAL CENTER	2	4,491	939	17%	5,432
BAPTIST HEALTH - BEACHES		5,060	354	7%	5,414
PATHNOSTICS	11	3,914	1,416	27%	5,341
FLORIDA LABORATORY ANALYSIS		4,806	530	10%	5,336
Lake City HM		4,975	291	6%	5,266
MARTIN HOSPITAL SOUTH LAB		4,966	279	5%	5,245
MORTON PLANT-MEASE	1	4,638	364	7%	5,003
LEON MEDICAL CENTERS LLC		4,042	942	19%	4,984
BAPTIST HEALTH SOUTH FLORIDA - WEST KENDALL URGENT CARE		4,296	666	13%	4,962
LABSTAT LLC	2	4,661	259	5%	4,922
MEMORIAL HOSPITAL MICRO		4,552	305	6%	4,857
LAKEWOOD RANCH MEDICAL CENTER		4,504	341	7%	4,845
ANNE BATES LEACH EYE HOSPITAL/ ABLEH MICROBIOLOGY LABORATORY		4,756	70	1%	4,826
POINCIANA MEDICAL CENTER		3,768	1,053	22%	4,821
FLORIDA HOSPITAL FISH MEMORIAL	19	4,208	558	12%	4,785
ST JOSEPHS NORTH HOSPITAL LAB		4,251	505	11%	4,756
WEST MARION COMMUNITY HOSPITAL LAB		4,179	571	12%	4,750
TROPICANA FIELD - LOT 2	17	4,297	411	9%	4,725
KD MEDICAL CHOICE LLC		4,164	490	11%	4,654
BINAXNOW	6	3,684	933	20%	4,623
ARCPOINT LABS	2	3,714	873	19%	4,589
IMPERIAL POINT MEDICAL CENTER		4,176	347	8%	4,523
ADVENTIST HEALTH SYSTEMS SUNBELT INC DBA		4,152	341	8%	4,493
SUNRISE MEDICAL LABORATORIES	2	4,178	292	7%	4,472
ST LUCIE MEDICAL CENTER		3,631	768	17%	4,399
SOUTH BAY HOSPITAL CLINICAL LAB		4,008	382	9%	4,390
CLEVELAND CLINIC MARTIN NORTH HOSPITAL		3,971	384	9%	4,355
MEDEXPRESS URGENT CARE	2	2,809	1,533	35%	4,344
MOFFITT CANCER CENTER	6	4,217	82	2%	4,305
BAPTIST HEALTH - NASSAU		4,103	182	4%	4,285
CARDIOPATH	1	3,875	335	8%	4,211
UNKNOWN	3	2,648	1,527	37%	4,178
AVERO DIAGNOSTICS - IRVING		3,939	235	6%	4,174
OVIEDO MEDICAL CENTER		3,724	432	10%	4,156
SOUTH FLORIDA BAPTIST HOSPITAL MICRO	2	3,495	542	13%	4,039
HEALTHQUEST ESOTERICS		2,918	1,121	28%	4,039
NIGHT LITE PEDIATRIC CENTER LLC		3,785	201	5%	3,986
AMERICAN FAMILY CARE		2,345	1,624	41%	3,969
HIALEAH HOSPITAL	4	3,206	742	19%	3,952
CARDIOTROPIC LABS	83	3,141	724	18%	3,948
FORT WALTON BEACH MEDICAL CENTER		3,419	492	13%	3,911
BAPTIST HEALTH SOUTH FLORIDA - COUNTRY WALK URGENT CARE		3,365	517	13%	3,882
NIGHT LITE PEDIATRICS URGENT CARE	1	3,365	483	13%	3,849
ST PETERSBURG GENERAL HOSPITAL		3,194	612	16%	3,806

COVID-19: testing by laboratory

Data through Nov 28, 2020 verified as of Nov 29, 2020 at 09:25 AM

Data in this report are provisional and subject to change.

The numbers in the table below represent the number of Florida and non-Florida residents for whom test results were received by the Department of Health. A person can be tested by more than one laboratory and can have both positive and negative results. **Therefore, the sum of the numbers in each column will be larger than the total number of people tested.**

Reporting lab	Inconclusive	Negative	Positive	Percent positive	Total
FLORIDA HOSPITAL NORTH PINELLAS	11	3,538	247	7%	3,796
PHYSICIANS REGIONAL MEDICAL CENTER - PINE RIDGE RD	1	3,088	624	17%	3,713
HOLIDAY CVS LLC		3,479	170	5%	3,649
CLARITY LAB SOLUTIONS LLC		3,608	4	0%	3,612
UNIVERSITY HOSPITAL AND MEDICAL CENTER		2,720	772	22%	3,492
BAPTIST HEALTH SOUTH FLORIDA - MIAMI LAKES URGENT CARE		2,790	612	18%	3,402
CernerELR_Advent		3,174	216	6%	3,390
SYNERGY LABORATORIES	7	3,047	299	9%	3,353
WESTCHESTER HOSPITAL	23	2,692	534	16%	3,249
GENE BY GENE, GENOMICS RESEARCH CENTER LAB	35	3,087	87	3%	3,209
PUTNAM COMMUNITY MEDICAL CENTER		2,872	332	10%	3,204
BAPTIST HEALTH SOUTH FLORIDA - DORAL URGENT CARE		2,661	537	17%	3,198
ISPM LABS, LLC DBA CAPSTONE DIAGNOSTICS, LLC		3,091	67	2%	3,158
BAPTIST HEALTH - NORTH		2,465	676	22%	3,141
MEASE DUNEDIN HOSPITAL	4	2,884	249	8%	3,137
BAPTIST HEALTH SOUTH FLORIDA - CORAL SPRINGS URGENT CARE		2,752	355	11%	3,107
BAPTIST HEALTH SOUTH FLORIDA - PEMBROKE PINES URGENT CARE		2,618	398	13%	3,016
BAPTIST HEALTH SOUTH FLORIDA - WESTCHESTER URGENT CARE		2,559	456	15%	3,015
RAULERSON HOSPITAL		2,533	456	15%	2,989
SANTA ROSA MEDICAL CENTER		2,542	436	15%	2,978
PALMS OF PASADENA HOSPITAL		2,685	290	10%	2,975
BAYCARE COMMUNITY HEALTH		2,849	51	2%	2,900
DOCTORS HOSPITAL OF SARASOTA CLINICAL LABORATORY		2,578	309	11%	2,887
STONE CLINICAL LABORATORIES		2,789	96	3%	2,885
MIDWAY SPECIALTY CARE CENTER DIAGNOSTICS	36	2,635	210	7%	2,881
BAYFRONT HEALTH - VENICE REGIONAL MEDICAL		2,668	198	7%	2,866
FLORIDA HOSPITAL OCALA		2,705	157	5%	2,862
MEMORIAL HOSPITAL- MIRAMAR	12	2,633	207	7%	2,852
MEDARBOR DIAGNOSTICS	1	2,040	773	27%	2,814
H LEE MOFFITT CANCER CENTER LABORATORY		2,772	32	1%	2,804
MALABAR MEDICAL WALK IN CLINIC		2,472	324	12%	2,796
VIKOR SCIENTIFIC	3	2,086	699	25%	2,788
WALGREENS ORLANDO	2	2,372	315	12%	2,689
WALGREEN CO	2	2,372	308	11%	2,682
SYNERGY DIAGNOSTIC LABORATORY	82	2,371	218	8%	2,671
TWIN CITIES HOSPITAL	1	2,389	268	10%	2,658
MEDCOMP SCIENCES LLC	29	1,311	1,308	49%	2,648
BAYFRONT HEALTH - PORT CHARLOTTE		2,439	196	7%	2,635
EGLIN AIR FORCE BASE	2	1,896	733	28%	2,631
BETHESDA HOSPITAL WEST		2,372	220	8%	2,592
VETERANS AFFAIRS MEDICAL CENTER - ORLANDO		1,341	1,248	48%	2,589
ANGEL KIDS PEDIATRICS		2,495	75	3%	2,570
ACUTIS DIAGNOSTICS	15	2,195	333	13%	2,543
ADVENT HEALTH - OCALA		2,124	398	16%	2,522
CITRUS MEMORIAL HOSPITAL LABORATORY		2,184	259	11%	2,443
BAPTIST HEALTH SOUTH FLORIDA - CORAL GABLES (UNIVERSITY) URGENT CARE		2,090	264	11%	2,354

COVID-19: testing by laboratory

Data through Nov 28, 2020 verified as of Nov 29, 2020 at 09:25 AM

Data in this report are provisional and subject to change.

The numbers in the table below represent the number of Florida and non-Florida residents for whom test results were received by the Department of Health. A person can be tested by more than one laboratory and can have both positive and negative results. **Therefore, the sum of the numbers in each column will be larger than the total number of people tested.**

Reporting lab	Inconclusive	Negative	Positive	Percent positive	Total
BAPTIST HEALTH SOUTH FLORIDA - WESTON URGENT CARE		2,092	208	9%	2,300
EXPRESS GENE MOLECULAR DIAGNOSTICS LABORATORY		1,963	329	14%	2,292
LEE HEALTH - COCONUT POINT CLINICAL LAB	2	1,855	430	19%	2,287
MEDICAL DNA LABS LLC	2	2,144	124	5%	2,270
BAPTIST HEALTH SOUTH FLORIDA - DAVIE URGENT CARE		1,923	315	14%	2,238
BAYFRONT HEALTH - SEVEN RIVERS		2,068	168	8%	2,236
MEMORIAL HOSPITAL PEMBROKE	3	1,981	248	11%	2,232
LAKESIDE MEDICAL CENTER		1,755	453	21%	2,208
BAPTIST HEALTH SOUTH FLORIDA - TAMiami TRAIL URGENT CARE		1,806	400	18%	2,206
MINUTECLINIC LLC #3703		1,927	273	12%	2,200
THE HEALTHCARE DISTRICT OF PALM BEACH COUNTY	9	1,991	194	9%	2,194
BAPTIST HEALTH SOUTH FLORIDA - PINECREST URGENT CARE		1,928	265	12%	2,193
BARTOW REGIONAL MEDICAL CENTER	1	1,911	268	12%	2,180
BAPTIST HEALTH SOUTH FLORIDA - CORAL GABLES URGENT CARE		1,887	290	13%	2,177
ASCENSION SACRED HEART - EMERALD COAST		1,842	322	15%	2,164
NORTHWEST FLORIDA COMMUNITY HOSPITAL	13	1,390	742	35%	2,145
THE CENTER FOR URGENT CARE	2	1,701	435	20%	2,138
CENTRA CARE SAINT CLOUD	1	1,829	287	14%	2,117
BAYFRONT HEALTH - BROOKSVILLE		1,841	265	13%	2,106
ENGLEWOOD COMMUNITY HOSPITAL		1,930	149	7%	2,079
CENTRA CARE - WATERFORD LAKES		1,586	489	24%	2,075
SPORTS DRUG TESTING LABORATORY	35	1,965	52	3%	2,052
MINUTECLINIC		1,848	204	10%	2,052
LOWER KEYS MEDICAL CENTER		1,840	205	10%	2,045
SOLARIS DIAGNOSTICS		1,788	249	12%	2,037
SELECT LABORATORIES - MARION COUNTY, FL LLC	3	1,912	118	6%	2,033
URGENT CARE CURE	2	1,774	213	11%	1,989
CLARITY LAB SOLUTIONS		1,731	247	12%	1,978
COMMUNITY HEALTH NORTHWEST FLORIDA	4	1,472	492	25%	1,968
CLINICAL REFERENCE LABORATORY	1	1,900	60	3%	1,961
BMCT Molecular Diagnostics Subsection		1,619	339	17%	1,958
DOC SMILEY'S URGENT CARE		1,705	247	13%	1,952
HIGHLANDS REGIONAL MEDICAL CENTER		1,561	363	19%	1,924
AMELIA URGENT CARE		1,263	650	34%	1,913
BAPTIST HEALTH SOUTH FLORIDA - PALMETTO BAY URGENT CARE		1,661	243	13%	1,904
PHYSICIANS REGIONAL MEDICAL CENTER - COLLIER BLVD	1	1,442	444	24%	1,887
HOLIDAY CVS LLC DBA CVS PHARMACY #5154		1,841	23	1%	1,864
DESOTO MEMORIAL HOSPITAL	3	1,502	307	17%	1,812
BAPTIST HEALTHCARE - GULF BREEZE HOSPITAL	3	1,521	229	13%	1,753
BAPTIST HEALTH SOUTH FLORIDA - KENDALE LAKES URGENT CARE		1,425	324	19%	1,749
BAPTIST HEALTH SOUTH FLORIDA - BRICKELL URGENT CARE		1,467	281	16%	1,748
MARINERS HOSPITAL		1,592	138	8%	1,730
BAPTIST HEALTH URGENT CARE AT SAWGRASS		1,481	216	13%	1,697
TALLAHASSEE PRIMARY CARE ASSOCIATES		1,549	144	9%	1,693
SUNCOAST PATHOLOGY ASSOCIATES		1,541	116	7%	1,657
LABORATORY OF FLORIDA LLC	40	1,505	105	6%	1,650

COVID-19: testing by laboratory

Data through Nov 28, 2020 verified as of Nov 29, 2020 at 09:25 AM

Data in this report are provisional and subject to change.

The numbers in the table below represent the number of Florida and non-Florida residents for whom test results were received by the Department of Health. A person can be tested by more than one laboratory and can have both positive and negative results. **Therefore, the sum of the numbers in each column will be larger than the total number of people tested.**

Reporting lab	Inconclusive	Negative	Positive	Percent positive	Total
MINUTECLINIC LLC		1,398	214	13%	1,612
JW PLASTIC SURGERY		1,368	235	15%	1,603
BAPTIST HEALTH - CLAY		1,362	196	13%	1,558
GENUS3		1,498	59	4%	1,557
BAPTIST HEALTH - OAKLEAF		1,298	252	16%	1,550
OPTEO LABORATORY		1,506	31	2%	1,537
BAPTIST HEALTH EMERGENCY CENTER COUNTRY WALK	1	1,301	233	15%	1,535
ADVENT HEALTH - HEART OF FLORIDA ER	1	1,406	115	8%	1,522
ADVENT HEALTH - NEW SMYRNA		1,158	360	24%	1,518
BAYFRONT HEALTH - PUNTA GORDA		1,429	69	5%	1,498
FLOWERS HOSPITAL		1,331	124	9%	1,455
ATLANTIS URGENT CARE	1	661	792	54%	1,454
TAMPA COMMUNITY HOSPITAL		1,197	221	16%	1,418
PATIENTS CHOICE LABORATORIES		825	573	41%	1,398
ASSOCIATED PATHOLOGISTS, LLC	3	1,160	212	15%	1,375
ASCENSION ST VINCENT'S - SOUTHSIDE		1,309	49	4%	1,358
UHEALTH DEERFIELD BEACH/UMSYLVESTER DEERFIELD BEACH LABORATORY	3	1,279	47	4%	1,329
ADVENTHEALTH CENTRA CARE LAKE BUENA VISTA		1,230	94	7%	1,324
BAYFRONT HEALTH - SPRING HILL		1,234	89	7%	1,323
PHYSICIANS STAT LAB		440	879	67%	1,319
BAPTIST HEALTH SOUTH FLORIDA - MIAMI BEACH URGENT CARE		1,114	174	14%	1,288
NXGEN MDX LLC	3	1,189	93	7%	1,285
QDX PATHOLOGY SERVICES	1	1,053	204	16%	1,258
ADVANCE MEDICAL OF NAPLES		308	942	75%	1,250
JACKSON HOSPITAL CLINICAL LABORATORY		1,084	160	13%	1,244
SPARROW HEALTHCARE	2	1,045	193	16%	1,240
NORTH SHORE LONG ISLAND JEWISH HEALTH		1,176	42	3%	1,218
CLINICORE		1,124	91	7%	1,215
SARKIS CLINICAL TRIALS		1,061	139	12%	1,200
ACCESS MEDICAL LABS		746	448	38%	1,194
ASSURANCE SCIENTIFIC LABORATORIES	1	943	223	19%	1,167
MARTIN HEALTH SYSTEM - ST LUCIE WEST		1,005	102	9%	1,107
UNIVERSITY OF ALABAMA AT BIRMINGHAM		1,069	21	2%	1,090
PRIMEHEALTH URGENT CARE	1	830	251	23%	1,082
SCION LAB SERVICES LLC	4	999	62	6%	1,065
LABTECH DIAGNOSTIC		831	231	22%	1,062
EMERALD COAST URGENT CARE LLC		824	237	22%	1,061
BARDMOOR LABORATORY	1	924	127	12%	1,052
EMERALD COAST URGENT CARE, LLC	1	777	273	26%	1,051
FLORIDA MEDICAL CLINIC	1	665	373	36%	1,039
PALMS MEDICAL GROUP	5	822	205	20%	1,032
NCH NORTHEAST	5	763	252	25%	1,020
BIOCERNA MAIN LAB	1	916	97	10%	1,014
CAPSTONE HEALTHCARE		697	317	31%	1,014
EMERGENCY PHYSICIANS MEDICAL CENTER		130	883	87%	1,013
NYU HOSPITALS CENTER CLINICAL LABORATORIES		945	21	2%	966

COVID-19: testing by laboratory

Data through Nov 28, 2020 verified as of Nov 29, 2020 at 09:25 AM

Data in this report are provisional and subject to change.

The numbers in the table below represent the number of Florida and non-Florida residents for whom test results were received by the Department of Health. A person can be tested by more than one laboratory and can have both positive and negative results. **Therefore, the sum of the numbers in each column will be larger than the total number of people tested.**

Reporting lab	Inconclusive	Negative	Positive	Percent positive	Total
EPN URGENT CARE NAPLES	2	746	215	22%	963
MINUTECLINIC LLC # 0709		827	123	13%	950
DOCTORS TEST CENTERS		826	118	13%	944
COASTAL MED URGENT CARE		104	832	89%	936
LAB24 INC	3	271	658	71%	932
TEMPUS CLINICAL LABORATORY	8	814	108	12%	930
ADVENTHEALTH CENTRA CARE WINTER GARDEN		871	56	6%	927
DYNIX DIAGNOSTIX		801	116	13%	917
TOM LEE COMMUNITY HEALTH CENTER		594	319	35%	913
NCF DIAGNOSTICS & DNA TECHNOLOGIES LAB	32	759	117	13%	908
PATIENTS FIRST - THOMASVILLE ROAD		797	99	11%	896
EMERALD COAST URGENT CARE		664	227	25%	891
VERITOR		783	105	12%	888
CAREFAST+		721	167	19%	888
ARCPPOINT LABS OF FORT MYERS		672	166	20%	838
EMPIRE CITY LABORATORIES INC	6	707	114	14%	827
AMELIA EXPRESS CARE		536	290	35%	826
ADVENTHEALTH PROMPT CARE	1	563	254	31%	818
FLORIDA HOSPITAL ORLANDO		743	74	9%	817
ADVENTHEALTH CENTRA CARE HUNTERS CREEK		703	106	13%	809
DOCTORS URGENT CARE LLC	1	694	112	14%	807
BAYA PHARMACY & URGENT CARE		248	555	69%	803
ASCENSION ST VINCENT'S - CLAY		775	27	3%	802
MINUTECLINIC LLC 5852		672	126	16%	798
NORTH FLORIDA PEDIATRICS-TALLAHASSEE		739	56	7%	795
NATIONWIDE LABORATORY SERVICES INC	52	639	104	13%	795
PROHEALTH		355	435	55%	790
PHAROS HEALTH		622	167	21%	789
US BIOTEK LABORATORIES	3	611	173	22%	787
ELLENTON URGENT CARE		572	210	27%	782
COASTAL LABORATORIES		635	146	19%	781
STEWART REFERENCE LABORATORY	1	481	291	38%	773
MINUTECLINIC LLC #3631		642	120	16%	762
MACDILL AIR FORCE BASE		708	51	7%	759
PHYSICIANS PRIMARY CARE		673	84	11%	757
ADVENTHEALTH CENTRA CARE DR PHILLIPS		710	45	6%	755
ADVENTHEALTH CENTRA CARE WINTER PARK		707	43	6%	750
HISTOPATHOLOGY SERVICES, LLC		655	83	11%	738
DYNIX DIAGNOSTICS	2	520	205	28%	727
LENCO MEDICAL LABORATORY		699	21	3%	720
DISNEY COVID TEST SITE		703	8	1%	711
ADVENTHEALTH CENTRA CARE UNIVERSITY		684	27	4%	711
NONE		308	402	57%	710
NITE LITE PEDIATRICS		226	465	67%	691
PREMIER MEDICAL LABORATORY SERVICES	1	463	220	32%	684
DONALD W ROBERTSON DO PA		515	168	25%	683

COVID-19: testing by laboratory

Data through Nov 28, 2020 verified as of Nov 29, 2020 at 09:25 AM

Data in this report are provisional and subject to change.

The numbers in the table below represent the number of Florida and non-Florida residents for whom test results were received by the Department of Health. A person can be tested by more than one laboratory and can have both positive and negative results. **Therefore, the sum of the numbers in each column will be larger than the total number of people tested.**

Reporting lab	Inconclusive	Negative	Positive	Percent positive	Total
ADVENT HEALTH LAB - ORLANDO		425	251	37%	676
MINI ER ADULT AND PEDIATRIC URGENT CARE		574	98	15%	672
ADVENT HEALTH - DADE CITY		609	61	9%	670
BAY MEDICAL CENTER SACRED HEART HEALTH SYSTEM		514	150	23%	664
MEDFAST URGENT CARE CENTER		37	627	94%	664
CARENOW URGENT CARE		466	197	30%	663
CENTRA CARE		422	237	36%	659
BAPTIST HEALTH SOUTH FLORIDA - COUNTRY WALK URGENT CARE EXPRESS		568	81	12%	649
DEPARTMENT OF CLINICAL LABS		640	8	1%	648
ADVENTHEALTH CENTRA CARE KISSIMMEE		594	52	8%	646
VAVA PARTNERS LLC		157	486	76%	643
ADVENTHEALTH CENTRA CARE ST CLOUD		561	73	12%	634
MEDEXPRESS URGENT CARE - ESTERO		544	89	14%	633
VENICE REGIONAL MEDICAL CENTER		550	83	13%	633
ST ANNES NURSING CENTER		623	7	1%	630
ADVENTHEALTH CENTRA CARE SAND LAKE		585	36	6%	621
BAPTIST HEALTH SOUTH FLORIDA - KEY BISCANE URGENT CARE EXPRESS		550	70	11%	620
AHCC WESLEY CHAPEL		561	55	9%	616
MAVERICK LABS		434	181	29%	615
MC DIAGNOSTIC OF CONNECTICUT, PC #2220		533	81	13%	614
ADVENTHEALTH CENTRA CARE LEE ROAD		581	32	5%	613
NCH HEALTHCARE SYSTEM MICROBIOLOGY LAB		1	606	100%	607
ADVENTHEALTH CENTRA CARE SANFORD		557	47	8%	604
PATIENTS FIRST - MAHAN DRIVE		164	434	73%	598
PREMIER URGENT CARE OF BREVARD LLC		530	67	11%	597
GENE TOX WORLDWIDE	41	486	65	11%	592
ADVENT HEALTH CENTRA CARE - MOUNT DORA		276	314	53%	590
GESSLER CLINIC		220	366	62%	586
HOLIDAY CVS LLC DBA CVSPHARMACY #5155		570	16	3%	586
BAYFRONT HEALTH - CITRUS HILLS		513	71	12%	584
ADVENTHEALTH CENTRA CARE WATERFORD LAKES		511	69	12%	580
ADVENTHEALTH CENTRA CARE CLERMONT		540	38	7%	578
BAPTIST HEALTHCARE - JAY HOSPITAL		452	123	21%	575
ADVENTIST HEALTH SYSTEMS, SUNBELT INC		536	38	7%	574
EXPRESS GENE MOLECULAR DIAGNOSTIC LABORATORY		2	570	100%	572
ADVENT HEALTH CENTRA CARE - WATERFORD LAKES		480	92	16%	572
SHELL POINT NURSING PAVILION	1	560	8	1%	569
POINT OF CARE TESTING SITE		549	18	3%	567
ADVENTHEALTH CENTRA CARE MOUNT DORA		513	53	9%	566
CAREFAST MURABELLA		492	74	13%	566
ADVENTHEALTH CENTRA CARE LAKE MARY		529	36	6%	565
MINUTECLINIC LLC #4415		466	93	17%	559
BAYFRONT HEALTH URGENT CARE LLC		486	68	12%	554
TYNDALL AIR FORCE BASE		450	100	18%	550
ADVENTHEALTH CENTRA CARE APOPKA		481	66	12%	547
VITAE DIAGNOSTICS		534	13	2%	547

COVID-19: testing by laboratory

Data through Nov 28, 2020 verified as of Nov 29, 2020 at 09:25 AM

Data in this report are provisional and subject to change.

The numbers in the table below represent the number of Florida and non-Florida residents for whom test results were received by the Department of Health. A person can be tested by more than one laboratory and can have both positive and negative results. **Therefore, the sum of the numbers in each column will be larger than the total number of people tested.**

Reporting lab	Inconclusive	Negative	Positive	Percent positive	Total
LAKE WALES MEDICAL CENTER INC		490	53	10%	543
BAPTIST HEALTH - MD ANDERSON CANCER CENTER		536	3	1%	539
MICROGEN DX		162	376	70%	538
NAPLES URGENT CARE	1	372	163	30%	536
ASCENSION SACRED HEART - GULF		422	106	20%	528
HEALTH FIRST ADVENTHEALTH CENTRA CARE GATEWAY		491	31	6%	522
HOLY CROSS HOSPITAL LABORATORY			522	100%	522
ADVENTHEALTH CENTRA CARE ORANGE LAKE		477	43	8%	520
GENESIS MEDICAL LABORATORY	9	365	143	28%	517
GENESIS LABORATORY MANAGEMENT	2	426	88	17%	516
INDIAN RIVER MEDICAL CENTER		467	47	9%	514
VETERANS AFFAIRS MEDICAL CENTER - JAMES A HALEY			514	100%	514
NCF DIAGNOSTICS & DNA TECHNOLOGIES	15	187	309	60%	511
Tampa Lakes Health and Rehabilitation Center	2	442	62	12%	506
SOUTHEAST ALABAMA MEDICAL CENT		459	46	9%	505
ECCOLAB GROUP	1	139	363	72%	503
IGENOMIX USA LLC	9	444	47	9%	500
ADVENTHEALTH CENTRA CARE ALTAMONTE		468	31	6%	499
MOLECULAR INFECTIOUS DISEASES		492	7	1%	499
MANOR PINES CONVALESCENT CENTER LLC	1	492	6	1%	499
DOCTOR'S MEMORIAL HOSPITAL		389	108	22%	497
STAGEZERO LIFE SCIENCES INC	1	461	32	6%	494
PALACE NURSING HOME & REHAB CENTER		491	1	0%	492
CVS HEALTH		357	134	27%	491
PENSACOLA PEDIATRICS PA		416	73	15%	489
SHORELINE PHYSICIAN GROUP		327	159	33%	486
TENNESSEE DOH - NASHVILLE	2	433	49	10%	484
FLAGLER HOSPITAL	8	25	450	93%	483
MOUNT SINAI LABORATORY		460	18	4%	478
ADVENTHEALTH CENTRA CARE PORT ORANGE		442	34	7%	476
MINUTECLINIC, LLC DBA MINUTECLINIC #4717		460	10	2%	470
SEBASTIAN RIVER MEDICAL CENTER	1	372	92	20%	465
HOLMES REGIONAL MEDICAL CENTER		4	459	99%	463
PARAMOUNT URGENT CARE - OVIEDO		294	168	36%	462
ADVENTHEALTH CENTRA CARE LAKE LAND		436	26	6%	462
CHARLES AIESI CONSULTING INC	1	423	33	7%	457
VETERANS AFFAIRS MEDICAL CENTER - BAY PINES		16	435	96%	451
EUROFINS NTD, LLC		417	33	7%	450
PRIMARY CARE OF THE TREASURE COAST		402	48	11%	450
PARAMOUNT URGENT CARE - WINDERMERE		342	108	24%	450
DAVITA LABORATORY		398	48	11%	446
ADVENTHEALTH CENTRA CARE LONGWOOD		420	26	6%	446
GULF COAST MOLECULAR LABORATORIES	11	368	67	15%	446
ST JOHN'S NURSING CENTER		443	3	1%	446
CLARITY LABS		381	62	14%	443
Victoria Nursing and Rehabilitation Center		437	5	1%	442

COVID-19: testing by laboratory

Data through Nov 28, 2020 verified as of Nov 29, 2020 at 09:25 AM

Data in this report are provisional and subject to change.

The numbers in the table below represent the number of Florida and non-Florida residents for whom test results were received by the Department of Health. A person can be tested by more than one laboratory and can have both positive and negative results. **Therefore, the sum of the numbers in each column will be larger than the total number of people tested.**

Reporting lab	Inconclusive	Negative	Positive	Percent positive	Total
ADVENTHEALTH CENTRA CARE OVIEDO		376	56	13%	432
AVECINA MEDICAL JULINGTON	1	240	189	44%	430
ADVENTHEALTH CENTRA CARE AZALEA PARK		394	34	8%	428
INTERLACHEN PEDIATRICS		397	25	6%	422
HEALTH FIRST ADVENTHEALTH CENTRA CARE TITUSVILLE		394	27	6%	421
SMA SPECIALTY MEDICAL LAB		112	309	73%	421
GARCIA CLINICAL LABORATORY		28	390	93%	418
The Sands at South Beach		416			416
UNIVERSITY OF WEST FLORIDA STUDENT HEALTH SERVICES		337	78	19%	415
JOHN KNOX VILLAGE HEALTH CENTER		409	3	1%	412
GULF COAST VILLAGE		402	10	2%	412
MEMORIAL PEMBROKE 24/7 CARE CENTER		314	97	24%	411
COASTAL PEDIATRIC GROUP		365	45	11%	410
VILLA MARIA NURSING & REHAB CENTER INC		404	5	1%	409
JACKSON MEMORIAL LONG TERM CARE CENTER		406	1	0%	407
Community_Health		326	81	20%	407
RIVER GARDEN HEBREW HOME FOR THE AGED		358	37	9%	395
NEW YORK HOSPITAL LABORATORIES	1	384	10	3%	395
CENTRA CARE – SOUTH ORANGE		251	144	36%	395
NORTH OKALOOSA MEDICAL CENTER		244	148	38%	392
BARBER		13	376	97%	389
INTEGRITY LABORATORIES, LLC	1	297	91	23%	389
THERADOC		152	235	61%	387
ADVENT HEALTH CENTRA CARE - WINTER PARK		255	129	34%	384
LEHIGH REGIONAL MEDICAL CENTER LAB		354	26	7%	380
NEW PLANT CITY FAMILY CARE	1	195	184	48%	380
ENZO CLINICAL LABS INC	1	368	11	3%	380
TACACHALE CLINICAL LABORATORY		366	13	3%	379
HEALTH FIRST ADVENTHEALTH CENTRA CARE COCOA		351	27	7%	378
MID-FLORIDA PATHOLOGY		295	80	21%	375
MEDEXPRESS URGENT CARE CAPE CORAL		293	82	22%	375
ADVENTHEALTH CENTRA CARE COLONIAL TOWN		341	32	9%	373
CLEWISTON NURSING AND REHABILITATION CENTER		365	2	1%	367
HENDRY REGIONAL MEDICAL CENTER		107	258	71%	365
MEDONE URGENT CARE CENTER		149	215	59%	364
PARAMOUNT URGENT CARE - ORLANDO		235	129	35%	364
FOUNTAIN MANOR HEALTH AND REHAB CENTER	1	360	2	1%	363
THE HEALTH CENTER OF PLANT CITY		354	4	1%	358
KENDALL HEALTHCARE PROPERTIES DBA		357	1	0%	358
INFORM DIAGNOSTICS		349	6	2%	355
ADVENTHEALTH CENTRA CARE SOUTH ORANGE		322	32	9%	354
MELBOURNE MEDICAL LABORATORY		271	81	23%	352
ACCU REFERENCE MEDICAL LAB		141	206	59%	347
BAYSHORE DIAGNOSTICS		309	37	11%	346
CONSULATE HEALTH CARE OF NEW PORT RICHEY		341	5	1%	346
PALM GARDEN OF OCALA		329	15	4%	344

COVID-19: testing by laboratory

Data through Nov 28, 2020 verified as of Nov 29, 2020 at 09:25 AM

Data in this report are provisional and subject to change.

The numbers in the table below represent the number of Florida and non-Florida residents for whom test results were received by the Department of Health. A person can be tested by more than one laboratory and can have both positive and negative results. **Therefore, the sum of the numbers in each column will be larger than the total number of people tested.**

Reporting lab	Inconclusive	Negative	Positive	Percent positive	Total
ADDICTION LABS OF AMERICA	1	307	35	10%	343
NEW YORK PRESBYTERIAN - CUMC CLINICAL		325	15	4%	340
ADVENT HEALTH CENTRA CARE - PORT ORANGE		29	311	91%	340
SELECT REFERENCE LABORATORIES, LLC	1	325	11	3%	337
SANTA ROSA MEDICAL GROUP		287	48	14%	335
MINUTECLINIC LLC #5249		294	41	12%	335
SANFORD LABORATORIES		311	21	6%	332
C.W. BILL YOUNG VA MEDICAL CENTER		16	314	95%	330
MEDEXPRESS FORT MYERS		258	71	22%	329
DOCTORS URGENT CARE OF LUTZ LLC		225	103	31%	328
ADVENTHEALTH CENTRA CARE LEESBURG		296	29	9%	325
NCH HEALTHCARE BONITA		234	90	28%	324
HARTS HARBOR HEALTH CARE CENTER		320	2	1%	322
NORTH SHORE LIJ URGENT CARE PC		315	7	2%	322
LAUDERDALE NURSING CENTER LLC	1	316	3	1%	320
MY CLINICAL LAB		225	95	30%	320
MINI ER AND URGENT CARE		214	106	33%	320
NORTH FLORIDA PEDIATRICS - LAKE CITY		216	104	33%	320
FLO-MEDILAB SERVICES		101	217	68%	318
LEE COUNTY EMERGENCY MEDICAL SERVICE		285	32	10%	317
PRIMARY CARE SERVICES AT INDIAN RIVER ESTATES		314	3	1%	317
VITAS HEALTHCARE CORPORATION OF FLA		315	2	1%	317
Plantation Bay Rehabilitation Center		311	6	2%	317
LIFE CARE CENTER OF PENSACOLA		311	5	2%	316
ADVENT HEALTH CENTRA CARE -WINTER PARK KIDS URGENT CARE		247	66	21%	313
WHITE WILSON MEDICAL CENTER		24	289	92%	313
EDEN SPRINGS NURSING AND REHAB CENTER		304	9	3%	313
FIU-HEALTH AUXILIARY LABORATORY		291	21	7%	312
COASTAL URGENT CARE		260	51	16%	311
ADVENT HEALTH - TAMPA		110	201	65%	311
GENESIS DIAGNOSTICS		221	90	29%	311
HEALTH FIRST ADVENTHEALTH CENTRA CARE MALABAR		276	33	11%	309
UHEALTH CLINIC AT WALGREENS		258	50	16%	308
PALM GARDEN OF PORT SAINT LUCIE		305	2	1%	307
PENSACOLA PEDIATRICS		250	57	19%	307
GENESIS MEDICAL LABORATORY MIAMI FL.		83	222	73%	305
WEST GABLES HEALTH CARE CENTER		299	6	2%	305
MANOR AT CARPENTERS		285	19	6%	304
ADVENT HEALTH CENTRA CARE - LEESBURG		13	291	96%	304
HEALTH CENTER AT BRENTWOOD	1	295	8	3%	304
UR MEDICINE LABS- CENTRAL LABORATORY		293	9	3%	302
BALDWIN PEDIATRICS	1	286	14	5%	301
PARAMOUNT URGENT CARE		68	233	77%	301
USAFSAM/PHE		173	128	43%	301
VETERANS AFFAIRS MEDICAL CENTER		38	262	87%	300
ADVENTIST HEALTH SYSTEMS SUNBELT IN DBA		279	19	6%	298

COVID-19: testing by laboratory

Data through Nov 28, 2020 verified as of Nov 29, 2020 at 09:25 AM

Data in this report are provisional and subject to change.

The numbers in the table below represent the number of Florida and non-Florida residents for whom test results were received by the Department of Health. A person can be tested by more than one laboratory and can have both positive and negative results. **Therefore, the sum of the numbers in each column will be larger than the total number of people tested.**

Reporting lab	Inconclusive	Negative	Positive	Percent positive	Total
CORE DIAGNOSTIC LABORATORIES LLC		220	77	26%	297
ED FRASER MEMORIAL HOSPITAL		226	71	24%	297
EMERALD SHORES HEALTH AND REHABILITATION		260	37	12%	297
LIFE CARE CENTER OF HILLIARD		291	5	2%	296
SOLARIS HEALTHCARE PALATKA		293	3	1%	296
TREE HOUSE PEDIATRICS		263	29	10%	292
HILLCREST HEALTH CARE & REHABILITATION CENTER		290	2	1%	292
NORTHWEST MEDICAL CENTER CLINICAL LABORATORY		175	115	40%	290
MIDWAY SPECIALTY CARE CENTER	3	174	113	39%	290
BROWNWOOD CARE CENTER		273	17	6%	290
MINUTECLINIC LLC #5069		260	29	10%	289
AUBURN UNIVERSITY MEDICAL CLINIC		227	62	21%	289
SIPARADIGM, DIAGNOSTIC INFORMATICS		273	16	6%	289
VALENCIA HILLS HEALTH AND REHABILITATION CENTER		286	2	1%	288
MEDICAL FP – WHOLE FAMILY HEALTH CENTER		278	9	3%	287
NAVAL HOSPITAL - JACKSONVILLE		40	247	86%	287
ST ANDREWS BAY SKILLED NURSING &		285			285
VETERANS AFFAIRS MEDICAL CENTER - GAINESVILLE		2	283	99%	285
MEDSCAN LABORATORY INC	1	158	126	44%	285
SANTA ROSA CENTER FOR REHABILITATION AND HEALING		278	3	1%	281
WOODLANDS MEDICAL SPECIALISTS		232	48	17%	280
RAINBOW RIVER MEDICAL LABORATORY		257	22	8%	279
LIFE CARE CENTER OF ORANGE PARK		277	1	0%	278
COVANCE CLINICAL RESEARCH UNIT INC		275	3	1%	278
QUICK CARE MED PL	2	260	16	6%	278
BOCA BIOLISTICS REFERENCE LABORATORY	2	185	90	32%	277
PRUITT HEALTH-SANTA ROSA		275	2	1%	277
FISHERMENS HOSPITAL CLINICAL LAB		258	18	7%	276
ADVENT HEALTH CENTRA CARE - LAKE MARY		82	193	70%	275
RUSKIN HEALTH CENTER		166	108	39%	274
FLORIDA HOSPITAL WAUCHULA		177	97	35%	274
INDIAN RIVER CTR, LLC		260	13	5%	273
BIOCEPT		257	16	6%	273
LIFE CARE CENTER OF Ocala		272			272
MINUTECLINIC LLC #3463		240	32	12%	272
FERNANDINA BEACH REHAB AND NURSING		272			272
NORTH FLORIDA REHABILITATION & SPECIALTY CARE		269	2	1%	271
CORAL TRACE HEALTH CARE		270	1	0%	271
The Manor at Blue Water Bay		268	2	1%	270
SPECIALTY HEALTH AND REHABILITATION CENTER		246	23	9%	269
BAPTIST HEALTH EMERGENCY CENTER AT WEST CORAL WAY		206	63	23%	269
MINUTECLINIC LLC #5253		253	16	6%	269
LAKELAND REGIONAL HEALTH SYSTEMS INC		2	266	99%	268
SIGNATURE HEALTHCARE OF BROOKWOOD GARDENS		267			267
KEYS AHEC SCHOOL MEDICAL CLINIC	3	238	26	10%	267
VILLAGE AT VIENNA SQUARE,THE	6	259	1	0%	266

COVID-19: testing by laboratory

Data through Nov 28, 2020 verified as of Nov 29, 2020 at 09:25 AM

Data in this report are provisional and subject to change.

The numbers in the table below represent the number of Florida and non-Florida residents for whom test results were received by the Department of Health. A person can be tested by more than one laboratory and can have both positive and negative results. **Therefore, the sum of the numbers in each column will be larger than the total number of people tested.**

Reporting lab	Inconclusive	Negative	Positive	Percent positive	Total
MINI ER WATERFORD LAKES, THE		236	27	10%	263
PALMETTO SUBACUTE CARE CENTER		259	2	1%	261
BRIDGEWATER PARK HEALTH AND REHAB		257	3	1%	260
BALDOMERO LOPEZ STATE VETERANS NURSING HOME	2	257	1	0%	260
ADVENT HEALTH CENTRA CARE - PALM COAST		36	223	86%	259
CLIFFORD CHESTER SIMS VA NURSING HOME		251	8	3%	259
ADVENT HEALTH CENTRA CARE - TITUSVILLE		43	215	83%	258
FLORIDA HOSPITAL MEDICAL GROUP		217	41	16%	258
CONSULATE HEALTHCARE OF KISSIMMEE		247	11	4%	258
FLORIDA WOMAN CARE LABORATORY LLC		232	26	10%	258
LIFEBRITE	1	113	143	56%	257
SOLARIS HEALTHCARE CHARLOTTE HARBOR		251	5	2%	256
MINUTECLINIC LLC, #10357		254	1	0%	255
AURORA DIAGNOSTICS BERNHARDT LABORATORIES PATHOLOGY SERVICE		190	62	25%	252
BUENA VISTA URGENT CARE		221	31	12%	252
Crestview Rehabilitation Center		129	122	49%	251
FLORIDA HOSPITAL HEARTLAND MED CTR LAKE PLACID		188	63	25%	251
LIFE CARE CENTER OF NEW PORT RICHEY		238	13	5%	251
BIOCERNA LLC	8	186	56	22%	250
QUALITOX LABORATORIES		105	144	58%	249
PRIMARY CARE SERVICES AT ST ANDREWS ESTATES		249			249
MINUTECLINIC LLC #7886		233	16	6%	249
MEDICAL VB		221	27	11%	248
ADVENT HEALTH - CELEBRATION		235	12	5%	247
GOLDEN GLADES NURSING & REHABILITATION CTR		246			246
MARTIN MEMORIAL MEDICAL CENTER LAB		128	118	48%	246
SHELL POINT VILLAGE MEDICAL CENTER		246			246
FORT MYERS INTERNAL MEDICINE, LLC		224	21	9%	245
HAINES CITY REHABILITATION AND NURSING CENTER		244	1	0%	245
ROSEWOOD HEALTHCARE & REHABILITATION CENTER		239	4	2%	243
JACKSON MEMORIAL PERDUE MEDICAL CENTER		235	7	3%	242
HARBOUR HEALTH CENTER		237	2	1%	239
AVELLINO LAB USA, INC	1	232	5	2%	238
GOOD SAMARITAN		236	1	0%	237
FAST TRACK URGENT CARE CENTER		1	236	100%	237
PHYSICIANS REGIONAL WALK-IN		173	63	27%	236
MED FAST URGENT CARE CENTER		4	232	98%	236
ASCEND CLINICAL	2	228	5	2%	235
ADVENTHEALTH CENTRA CARE KIDS LAKE MARY		223	11	5%	234
SOLARIS HEALTHCARE PARKWAY	1	230	1	0%	232
KEY WEST HEALTH AND REHAB	1	225	4	2%	230
MEDEXPRESS URGENT CARE - VERO BEACH		135	95	41%	230
Quest Diag Unspecifd		164	65	28%	229
DOH - INDIAN RIVER		194	33	15%	227
ADVENT HEALTH CENTRA CARE - ALTAMONTE SPRINGS		136	91	40%	227
THE PRESERVE		226			226

COVID-19: testing by laboratory

Data through Nov 28, 2020 verified as of Nov 29, 2020 at 09:25 AM

Data in this report are provisional and subject to change.

The numbers in the table below represent the number of Florida and non-Florida residents for whom test results were received by the Department of Health. A person can be tested by more than one laboratory and can have both positive and negative results. **Therefore, the sum of the numbers in each column will be larger than the total number of people tested.**

Reporting lab	Inconclusive	Negative	Positive	Percent positive	Total
MEDONE URGENT CARE AT ST. AUGUSTINE		82	143	64%	225
LIFE CARE CENTER AT WELLS CROSSING		212	13	6%	225
LEHIGH VALLEY GENOMICS			224	100%	224
Abbey Delray		223			223
ST JUDE CHILDREN'S RESEARCH HOSPITAL		209	12	5%	221
NORTH FLORIDA PEDIATRICS PA - SUWANNEE		166	55	25%	221
MINUTECLINIC LLC #5854		192	28	13%	220
VETERANS AFFAIRS MEDICAL CENTER - LAKE CITY		52	167	76%	219
SOUTHERN OAKS CARE CENTER	1	214	2	1%	217
LAKE PORT SQUARE		200	13	6%	213
Marshall Health and Rehabilitation Center		211	2	1%	213
POCONO MEDICAL CENTER		212			212
SHORE ACRES CARE CENTER		205	7	3%	212
APP-UNIPATH, LLC	1	201	9	4%	211
Point of Care Testing	1	81	128	61%	210
OCEAN VIEW NURSING AND REHAB CENTER		201	9	4%	210
ACCESS POINT HEALTHCARE URGENT & PRIMARY CARE		145	64	31%	209
CLIFFORD CHESTER SIMS STATE VETERANS		206	2	1%	208
renaissance health and rehabilitation center		204	1	0%	205
ADVENTHEALTH CENTRA CARE CONWAY		177	28	14%	205
VITAS LUTHERAN TOWERS INPATIENT PROGRAM		203	1	0%	204
MOORINGS PARK INSTITUTE, INC, THE		200	3	1%	203
CONSULATE HEALTH CARE OF SAFETY HARBOR		201	2	1%	203
ROSEWOOD HEALTH AND REHABILITATION CENTER		197	5	2%	202
MANOR CARE HEALTH SERVICES - FT MYERS		201	1	0%	202
CONSULATE HEALTH CARE OF WINTER HAVEN		202			202
HOMESTEAD VILLAGE		199	2	1%	201
BUREAU OF CLINICAL LABORATORIES		165	36	18%	201
VAMC WEST PALM LAB		5	196	98%	201
LAKE EUSTIS HEALTH AND REHABILITATION CENTER		200			200
COMMUNITY HEALTH CENTERS OF PINELLAS, INC.		3	197	99%	200
DIAMOND RIDGE HEALTH AND REHABILITATION CENTER		196	3	2%	199
MALABAR/ADVENT CENTRA CARE		25	174	87%	199
PATHGROUP LABS LLC		94	104	53%	198
CONSULATE HEALTHCARE OF VERO BEACH	11	170	16	8%	197
PALM GARDEN OF GAINESVILLE	2	192	2	1%	196
FULGENT GENETICS	2	160	34	17%	196
TREASURE COAST COMMUNITY HEALTH	2	175	19	10%	196
DOCTORS CENTER,THE		158	38	19%	196
Taylor Care Center		194	2	1%	196
FAST TRACK URGENT CARE CENTER - CARROLLWOOD		1	194	99%	195
CHIPOLA HEALTH AND REHAB		189	6	3%	195
PATIENTS FIRST LAKE ELLA MEDICAL CENTER		179	16	8%	195
PARKS HEALTHCARE & REHABILITATION CTR	4	191			195
MYTEST DIAGNOSTICS		186	8	4%	194
MEDEXPRESS URGENT CARE LEHIGH ACRES		143	50	26%	193

COVID-19: testing by laboratory

Data through Nov 28, 2020 verified as of Nov 29, 2020 at 09:25 AM

Data in this report are provisional and subject to change.

The numbers in the table below represent the number of Florida and non-Florida residents for whom test results were received by the Department of Health. A person can be tested by more than one laboratory and can have both positive and negative results. **Therefore, the sum of the numbers in each column will be larger than the total number of people tested.**

Reporting lab	Inconclusive	Negative	Positive	Percent positive	Total
LIFE CARE PONTE VEDRA INC		191	2	1%	193
MAYFLOWER ASSISTED LIVING		192			192
Williston Care Center		192			192
BENTON PEDIATRICS INC		174	18	9%	192
HARDEE MANOR HEALTH CARE CENTER	1	189	1	1%	191
BAY VILLAGE OF SARASOTA INC		186	1	1%	187
PROTEUS MOLECULAR AND CLINICAL LAB	1	144	42	22%	187
SUNRISE DIAGNOSTIC LABORATORY		134	53	28%	187
MINUTECLINIC LLC #5190		163	23	12%	186
GRAND COURT TAMPA		186			186
PLANTATION NURSING & REHAB CENTER		186			186
PREMIER PLACE AT THE GLENVIEW		179	6	3%	185
PARAMOUNT URGENT CARE VILLAGES		128	57	31%	185
FLORIDA CLINICAL LABORATORY-BIOREFERENCE LABORATORIES		61	123	67%	184
ST. JAMES BAY HEALTH AND REHABILITATION CENTER		183	1	1%	184
ROSEN MEDICAL CENTER		168	15	8%	183
OAK HAMMOCK AT THE UNIVERSITY OF FLORIDA		183			183
DOCTORS URGENT CARE		114	68	37%	182
ASAP LAB LLC		95	86	48%	181
ARCPPOINT LABS OF CORAL SPRINGS FL		165	15	8%	180
LEE HEALTH CONVENIENT CARE - PAGE FIELD		136	43	24%	179
BLOCK, NATION, CHASE, AND SMOLEN FAMILY MEDICINE		131	47	26%	178
ST JAMES HEALTH AND REHABILITATION CENTER		177	1	1%	178
BLOUNTSTOWN REHABILITATION CENTER LLC		168	9	5%	177
ELLENTON PEDIATRICS		162	15	8%	177
FAIRWAY OAKS CENTER LLC	4	170	2	1%	176
ADVENT HEALTH CENTRA CARE - ORMOND BEACH		63	112	64%	175
BAY BREEZE SENIOR LIVING AND REHABILITATION CENTER		175			175
Consulate Health Care of St. Petersburg		174			174
ANY LAB TEST NOW	1	95	78	45%	174
CENTRA CARE - AZALEA PARK		98	76	44%	174
BROWARD NURSING & REHABILITATION CTR	1	172	1	1%	174
NEO GENOMICS - FORT MYERS	1	169	4	2%	174
GATEWAY/ADVENT CENTRA CARE		2	172	99%	174
ADVENTHEALTH CENTRA CARE		159	14	8%	173
MEDONE PLLC		172	1	1%	173
PALM GARDEN OF VERO BEACH		171	2	1%	173
TUSKAWILLA NURSING AND REHAB CENTER	2	168	3	2%	173
HERON POINTE HEALTH AND REHABILITATION		171			171
ORANGE COUNTY HEALTH DEPT		164	7	4%	171
PARAMOUNT URGENT CARE - CLERMONT		142	29	17%	171
PRIMEHEALTH URGENT CARE INC		139	31	18%	170
ADVENT HEALTH CENTRA CARE - WESLEY CHAPEL		4	166	98%	170
POLK COUNTY HEALTH DEPARTMENT		154	16	9%	170
TIERRA PINES CENTER		168	1	1%	169
TGH		1	168	99%	169

COVID-19: testing by laboratory

Data through Nov 28, 2020 verified as of Nov 29, 2020 at 09:25 AM

Data in this report are provisional and subject to change.

The numbers in the table below represent the number of Florida and non-Florida residents for whom test results were received by the Department of Health. A person can be tested by more than one laboratory and can have both positive and negative results. **Therefore, the sum of the numbers in each column will be larger than the total number of people tested.**

Reporting lab	Inconclusive	Negative	Positive	Percent positive	Total
GANDY CROSSING CARE CENTER		163	6	4%	169
PANAMA CITY DEVELOPMENTAL CENTER□		168			168
HEALTH FIRST - HOLMES REGIONAL MEDICAL CENTER		1	167	99%	168
BAPTIST HEALTH PRIMARY CARE	1	132	34	20%	167
PALMS OF SEBRING		155	12	7%	167
WILLOWBROOKE COURT AT EDGEWATER POINTE ESTATES		167			167
PCB CLINIC		122	44	27%	166
ADVENT HEALTH CENTRA CARE - DAYTONA BEACH		89	77	46%	166
VILLAGE DOCTORS FAMILY MEDICAL CENTER OF		139	27	16%	166
FLORIDA GULF COAST UNIVERSITY		35	131	79%	166
USA HEALTH UNIVERSITY HOSPITAL CLINICAL LABORATORY	1	162	2	1%	165
LabCorp (Non-Interfaced)	1	91	73	44%	165
RICARDO NAVARRO DO PA		154	10	6%	164
NIGHT LITE PEDIATRICS WINTER GARDEN		142	22	13%	164
ADVENT HEALTH CENTRA CARE - OVIEDO		63	101	62%	164
NSPIRE HEALTHCARE MIAMI LAKES		157	6	4%	163
BRADENTON HEALTH CARE		163			163
CREEKSIDE CARE CENTER		139	24	15%	163
TIDE LABORATORIES		135	27	17%	162
Stacey Health Care Centers Inc. dba Riverside Care Center		162			162
LUTHERAN HAVEN		159	2	1%	161
TRI COUNTY NURSING HOME		160	1	1%	161
ORCHARD PARK HEALTH & REHABILITATION		161			161
PARKLANDS FACILITY INC	1	160			161
GREENBRIAR REHABILITATION AND NURSING CENTER	1	159			160
Colonial Lakes Health Care		160			160
CITRUS NURSING CENTER LLC		153	6	4%	159
Boynton Beach Rehabilitation Center	1	158			159
WUESTHOFF REF LABORATORY			158	100%	158
UNIVERSITY OF TAMPA STUDENT HEALTH AND SHC CLINICAL LABORATORY		33	124	79%	157
PALM GARDEN OF JACKSONVILLE□		152	4	3%	156
THE MANOR AT CARPENTERS		124	32	21%	156
W FRANK WELLS NURSING HOME		148	8	5%	156
ARCHER HEALTH VENTURES, LLC		156			156
MANOR OAKS NURSING & REHAB CENTER		154	1	1%	155
TIMBERRIDGE NURSING HOME & REHAB		123	32	21%	155
PRUITT HEALTH		153	2	1%	155
BAPTIST PRIMARY CARE	1	133	21	14%	155
LABORATORY SPECIALISTS OF MICHIGAN		19	135	88%	154
CONSULATE HEALTH CARE OF BAYONET POINT	3	150	1	1%	154
MEDFAST URGENT CARE - ROCKLEDGE		25	127	84%	152
SIGNATURE HEALTHCARE OF NORTH FLORIDA		150	2	1%	152
BROOKSVILLE HEALTHCARE CENTER LLC□		151	1	1%	152
LYNN HAVEN SPORTS COMPLEX-WALKON CLINIC		18	134	88%	152
PALMETTO FACILITY INC	1	151			152
MANOR CARE NURSING CENTER OF SARASOTA FL LLC□		148	4	3%	152

COVID-19: testing by laboratory

Data through Nov 28, 2020 verified as of Nov 29, 2020 at 09:25 AM

Data in this report are provisional and subject to change.

The numbers in the table below represent the number of Florida and non-Florida residents for whom test results were received by the Department of Health. A person can be tested by more than one laboratory and can have both positive and negative results. **Therefore, the sum of the numbers in each column will be larger than the total number of people tested.**

Reporting lab	Inconclusive	Negative	Positive	Percent positive	Total
ROLLINS COLLEGE WELLNESS CENTER		35	116	77%	151
SPRINGTREE REHAB & HEALTH CARE CENTER		149			149
DIAMOND RIDGE		147	1	1%	148
BOND AND STEELE CLINIC PA		42	106	72%	148
SPECTOR SCIENTIFIC LAB	1	33	113	77%	147
NADAL PEDIATRICS - VICTORIA STREET (3385)		124	22	15%	146
ADVENT HEALTH CENTRA CARE - ST. CLOUD		131	15	10%	146
Bayside Care Center	1	139	5	3%	145
PRECISION HEALTH RESOURCES, LLC	1	132	11	8%	144
JACKSONVILLE BEACH PEDIATRIC CARE CENTER		132	12	8%	144
HOSPITAL FOR SPECIAL SURGERY		143	1	1%	144
VETERANS AFFAIRS MEDICAL CENTER - MIAMI			144	100%	144
FORT PIERCE HEALTH CARE		142			142
Destin Healthcare and Rehabilitation Center		141	1	1%	142
FAWCETT MEMORIAL HOSPITAL-LAB		39	102	72%	141
ENGLEWOOD HEALTHCARE AND REHABILITATION CENTER		141			141
BEAR CREEK NURSING CENTER		140			140
PALM GARDEN OF WEST PALM BEACH		127	13	9%	140
The Inn at Sarasota Bay Club		138	1	1%	139
ADVENT HEALTH CENTRA CARE - CARROLLWOOD		1	137	99%	138
MEDFAST URGENT CARE - MELBOURNE			138	100%	138
NSPIRE HEALTHCARE LAUDERHILL		134	3	2%	137
PPC-LAB EDI ORCHARD BI		129	8	6%	137
AMERICAN PATHOLOGY PARTNERS		136	1	1%	137
GROWING TOGETHER PEDIATRICS LLC		132	4	3%	136
AZALEA TRACE		130	6	4%	136
MANOR AT BLUEWATER BAY		131	5	4%	136
Life Care Center of Punta Gorda	1	130	4	3%	135
DOCTORS MEMORIAL FAMILY MEDICINE	2	93	40	30%	135
IRL MARKET LAB ALACHUA		104	31	23%	135
PALM GARDEN OF AVENTURA		135			135
CITRUS HEALTH AND REHAB		116	19	14%	135
HARDEE COUNTY HEALTH DEPARTMENT		106	29	21%	135
TAMARAC REHABILITATION & HEALTH CENTER		135			135
BAYFRONT HEALTH MEDICAL GROUP		106	28	21%	134
HEALTHY STEPS PEDIATRICS		121	13	10%	134
BAYVIEW CENTER		132	1	1%	133
PORT ST LUCIE REHABILITATION AND HEALTHCARE		98	35	26%	133
PALM BEACH COUNTY HEALTH DEPT LAB	1	130	2	2%	133
URGENT CARE OF THE PALM BEACHES		2	131	98%	133
SIGNATURE HEALTHCARE AT THE COURTYARD		97	36	27%	133
TALLAHASSEE NHHI LLC		131	1	1%	132
LABORATORY OF FLORIDA		82	50	38%	132
EDGEWOOD NURSING CENTER		131	1	1%	132
INTEGRATED REGIONAL LABORATORIES		119	12	9%	131
THE REHABILITATION CENTER OF LAKE CITY		127	4	3%	131

COVID-19: testing by laboratory

Data through Nov 28, 2020 verified as of Nov 29, 2020 at 09:25 AM

Data in this report are provisional and subject to change.

The numbers in the table below represent the number of Florida and non-Florida residents for whom test results were received by the Department of Health. A person can be tested by more than one laboratory and can have both positive and negative results. **Therefore, the sum of the numbers in each column will be larger than the total number of people tested.**

Reporting lab	Inconclusive	Negative	Positive	Percent positive	Total
CORAL BAY HEALTHCARE AND REHABILITATION		131			131
MEMPHIS PATHOLOGY LABORATORY	1	124	5	4%	130
XYZ LABORATORY	1	117	12	9%	130
URGENT CARE OF THE PALM BEACHES, NORTH PALM BEACH			130	100%	130
MANDARIN PEDIATRICS		126	4	3%	130
ORLANDO HEALTH EMERGENCY DEPARTMENT		122	7	5%	129
ADVENT HEALTH CENTRA CARE - DELAND		28	101	78%	129
BMHSI-AEL MICROBIOLOGY LABORATORY	2	102	25	19%	129
PRECISION HEALTH RESOURCES LLC		99	30	23%	129
KEYSTONE REHAB		129			129
CONSULATE HEALTH CARE OF MELBOURNE		129			129
OPTUM LABS LLC		77	52	40%	129
RULEME CENTER	1	127	1	1%	129
CAYUGA MEDICAL CENTER AT ITHACA		126	3	2%	129
Signature HealthCare Center of Waterford		124	4	3%	128
GENE BY GENE		61	67	52%	128
CENTRACARE		17	111	87%	128
FORT WALTON REHABILITATION CENTER		94	33	26%	127
ADVENT HEALTH CENTRA CARE - COLONIAL TOWN		80	47	37%	127
PALM GARDEN OF TAMPA		127			127
Rehabilitation Center for Park Place LLC		124	2	2%	126
HOMESTEAD MANOR		125	1	1%	126
SUWANNEE HEALTH AND REHABILITATION CENTER		124	2	2%	126
WILLOW BROOKE COURT AT INDIAN RIVER ESTATES		125	1	1%	126
COMMUNITY HEALTH AND REHABILITATION CENTER		121	5	4%	126
SABAL PALMS HEALTH AND REHAB		89	36	29%	125
ALL SEASONS NAPLES LLC		124			124
HEATHER HILL HEALTHCARE CENTER		120	4	3%	124
ETHOS WELLNESS PHARMACY		114	10	8%	124
THE CLUB AND REHABILITATION CENTER		123	1	1%	124
HUNT CLUB PEDIATRIC ASSOCIATES, P.A.		105	19	15%	124
BREVARD HEALTH ALLIANCE		5	118	96%	123
REFUAH HEALTH CENTER LABORATORY		120	3	2%	123
WOMEN'S CARE FLORIDA LABORATORY		120	3	2%	123
AVENTURA REHAB AND NURSING CENTER		123			123
ADVENT HEALTH CENTRA CARE - LONGWOOD		22	101	82%	123
Glades West Rehabilitation and Nursing Center		122			122
LIFE CARE CENTER OF ALTAMONTE SPRINGS		102	20	16%	122
EDGEWATER AT WATERMAN VILLAGE,THE		122			122
PALM BAY HOSPITAL		3	119	98%	122
Consulate Health Care of North Fort Myers		122			122
ALLSOUTH URGENT CARE			121	100%	121
LAKELAND REGIONAL HEALTH - PWC/OB		35	86	71%	121
GRAVITY DIAGNOSTICS, LLC		35	86	71%	121
HMA SANTA ROSA MEDICAL CENTER LLC DBA		105	16	13%	121
PARKVIEW HEALTH		121			121

COVID-19: testing by laboratory

Data through Nov 28, 2020 verified as of Nov 29, 2020 at 09:25 AM

Data in this report are provisional and subject to change.

The numbers in the table below represent the number of Florida and non-Florida residents for whom test results were received by the Department of Health. A person can be tested by more than one laboratory and can have both positive and negative results. **Therefore, the sum of the numbers in each column will be larger than the total number of people tested.**

Reporting lab	Inconclusive	Negative	Positive	Percent positive	Total
MILLENNIUM LAB SERVICES			120	100%	120
MEDEXPRESS LUTZ		1	119	99%	120
GENETWORKX		16	103	87%	119
MEDEXPRESS URGENT CARE HUDSON			119	100%	119
ADVANCED MEDICAL CENTER		86	33	28%	119
MICHAEL A MIDDLETON MD PA		116	2	2%	118
BAYSIDE HEALTH AND REHABILITATION CENTER		118			118
PruittHealth Santa Rosa		115	3	3%	118
MATHISON RETIREMENT COMMUNITY		114	4	3%	118
MEDFAST URGENT CARE CENTER - TITUSVILLE			118	100%	118
TRI-COUNTY NURSING HOME		114	4	3%	118
FLORIDA DEPARTMENT OF HEALTH		101	16	14%	117
MEDIPATH		4	113	97%	117
ELMHURST HOSPITAL CENTER	1	113	3	3%	117
LAB CORP	1	73	43	37%	117
FL HUD DESTIN, LLC D/B/A GRAND BOULEVARD HEALTH		116	1	1%	117
FHMG-FLORIDA HOSPITAL MEDICAL GROUP		97	19	16%	116
STARKE FAMILY MEDICAL CENTER		102	14	12%	116
UNITED CLINICAL LABORATORIES		106	9	8%	115
GOOD SAMARITAN SOCIETY-DAYTONA		113	1	1%	114
24 HOUR PEDIATRIC CARE CENTER		110	4	4%	114
AMERICAN FINNISH NURSING HOME	1	112			113
NEIGHBORHOOD MEDICAL CENTER		108	5	4%	113
PEDIATRICS OF CENTRAL FLORIDA PA	5	102	5	4%	112
PALM HARBOR PHARMACY		95	17	15%	112
COASTAL HEALTH AND REHAB		110	2	2%	112
ALLIED HEALTH FORT PIERCE		112			112
TARPON POINT NURSING AND REHABILITATION CENTER		112			112
MEDFAST URGENT CARE - TITUSVILLE			112	100%	112
CLARIDGE HOUSE NURSING CENTER		107	5	4%	112
TERRACES OF LAKE WORTH CARE CENTER		112			112
SILVERCREST HEALTH AND REHABILITATION CENTER	3	106	2	2%	111
ADVENT HEALTH CENTRA CARE - UNIVERSITY		16	95	86%	111
PADDOCK RIDGE		110			110
DXTERITY DIAGNOSTICS	1	107	2	2%	110
COCOA BEACH/ADVENT CENTRA		6	104	95%	110
MATHISON RETIREMENT COMMUNITY, INC		110			110
HILLSBOROUGH COUNTY DEVELOPMENTAL CTR	1	108			109
Heritage Healthcare at Tallahassee		108	1	1%	109
LONGWOOD HEALTH AND REHABILITATION CENTER		103	6	6%	109
MEDFAST URGENT CARE CENTER - SARNO			109	100%	109
PALM GARDEN OF CLEARWATER		104	4	4%	108
HOPE HOSPICE AND COMMUNITY SERVICES INC	1	104	3	3%	108
BAYFRONT HEALTH ER PINELLAS PARK	1	71	36	33%	108
ADVENT HEALTH CENTRA CARE - AZALEA PARK		91	16	15%	107
Chatsworth at PGA National, LLC		107			107

COVID-19: testing by laboratory

Data through Nov 28, 2020 verified as of Nov 29, 2020 at 09:25 AM

Data in this report are provisional and subject to change.

The numbers in the table below represent the number of Florida and non-Florida residents for whom test results were received by the Department of Health. A person can be tested by more than one laboratory and can have both positive and negative results. **Therefore, the sum of the numbers in each column will be larger than the total number of people tested.**

Reporting lab	Inconclusive	Negative	Positive	Percent positive	Total
AMERICAN RESEARCH LABS		4	103	96%	107
NORTH FLORIDA/SOUTH GEORGA VETERANS HEALTH SYSTEM			106	100%	106
TUSCAN GARDENS OF VENETIA MANAGEMENT COMPANY		105	1	1%	106
REGENCY CARE OF BLOUNTSTOWN LLC		101	5	5%	106
GRAND OAKS HEALTH & REHABILITATION		106			106
LabCorp L#09258090 M#09258105		71	34	32%	105
SUWANNEE VALLEY NURSING CENTER		105			105
Consulate Healthcare of West Palm Beach		102	3	3%	105
MIDWAY SPECIALLY CARE CENTER		52	53	50%	105
PROHEALTH MEDICAL CLINIC		1	104	99%	105
ADVENT HEALTH CENTRA CARE - BRANDON		29	75	72%	104
ARTHREX MEDICAL CENTER		38	66	63%	104
BAY VIEW HEALTHCARE		85	19	18%	104
CAPE CANAVERAL HOSPITAL			103	100%	103
MINUTECLINIC DIAGNOSTIC OF RHODE ISLAND, LLC #729		99	4	4%	103
ADVENT HEALTH CENTRA CARE - SANFORD		28	75	73%	103
HEART OF FLORIDA REGIONAL MED CTR		32	71	69%	103
NORTH FLORIDA PEDIATRICS PA		95	7	7%	102
UNIVERSITY MEDICAL CENTER SUITES		90	12	12%	102
EVANS HEALTH CARE		100	2	2%	102
CENTRA CARE - HUNTER'S CREEK		46	56	55%	102
GRAVITY DIAGNOSTICS		41	60	59%	101
GLADES HEALTH CARE CENTER		101			101
Whispering Oaks	5	92	4	4%	101
PROVIDENCE HOSPITAL LABORATORY		96	5	5%	101
Consulate Health Care of Port Charlotte		98	2	2%	100
ARBOR FACILITY INC		100			100
COQUINA CENTER		99	1	1%	100
MOBILE INFIRMARY MED CENTER PATH LAB		89	11	11%	100
CLINICAL PATHOLOGY LABS		1	98	99%	99
ARCADIA HEALTH AND REHABILITATION CENTER		99			99
CARENOW URGENT CARE - FORT PIERCE		86	13	13%	99
PARRISH MEDICAL CENTER		24	75	76%	99
DAVID SCOTT MADWAR MD PA		93	6	6%	99
DOCTOR'S IN HOUSE LABORATORY		12	87	88%	99
CARENOW	1	64	34	34%	99
ADVENT HEALTH CENTRA CARE		1	97	99%	98
CENTRAL FLORIDA HEALTH CARE		46	52	53%	98
MEDFAST URGENT CARE CENTER - COCOA BEACH			98	100%	98
SHOAL CREEK REHABILITATION CENTER		71	27	28%	98
PruittHealth Panama City		98			98
SILVER CREEK SENIOR LIVING COMMUNITY		98			98
GOLDEN GATE FAMILY CLINIC		23	74	76%	97
POINT WASHINGTON MEDICAL CLINIC		1	96	99%	97
FLORIDA COMMUNITY HEALTH CENTERS INC			97	100%	97
HEALTH CENTERS AT BRENTWOOD		96	1	1%	97

COVID-19: testing by laboratory

Data through Nov 28, 2020 verified as of Nov 29, 2020 at 09:25 AM

Data in this report are provisional and subject to change.

The numbers in the table below represent the number of Florida and non-Florida residents for whom test results were received by the Department of Health. A person can be tested by more than one laboratory and can have both positive and negative results. **Therefore, the sum of the numbers in each column will be larger than the total number of people tested.**

Reporting lab	Inconclusive	Negative	Positive	Percent positive	Total
PERSONALIZED GENETIC TESTING		13	84	87%	97
LITTLE PINE PEDIATRICS		78	19	20%	97
ASTON GARDENS AT PELICAN MARSH		95	1	1%	96
BAYSHORE MEMORY CARE		96			96
THE TERRACE OF KISSIMMEE		80	15	16%	95
EAST LAKE PEDIATRICS		57	38	40%	95
GLOBAL CENTRAL LABS AT PPD	2	87	6	6%	95
PEDIATRIC ASSOCIATES ORLANDO		81	13	14%	94
CHATHAM GLEN HEALTHCARE AND REHABILITATION CENTER		94			94
Parkview Rehabilitation Center at Winter Park		92	2	2%	94
DOC SMILEYS URGENT CARE LLC		58	36	38%	94
SUNFLOWER SPRINGS ASSISTED LIVING		91	3	3%	94
DIAGNOSTIC SOLUTIONS		3	91	97%	94
DEPARTMENT OF HEALTH & HUMAN SERVICES		94			94
FLORIDA KEYS PEDIATRICS & ADOLESCENT CENTER		90	3	3%	93
WOODBIDGE FACILITY INC		92	1	1%	93
PHYSICIANS REGIONAL CLINIC		82	11	12%	93
WIMAUMA COMMUNITY HEALTH CENTER		73	20	22%	93
NCRNC INC		90	2	2%	92
ABBOTT LABORATORIES		60	31	34%	91
CARRINGTON PLACE OF ST PETE LLC		90	1	1%	91
UNIVERSITY OF MIAMI		1	90	99%	91
FLORIDA HEALTH CARE PLANS			91	100%	91
SEMINOLE NURSING PAVILION		83	7	8%	90
FAIR HAVENS CENTER, OPCO		88	2	2%	90
MEADOWCREST FAMILY PHYSICIANS		69	21	23%	90
PRIMECARE OF DOTHAN		60	30	33%	90
DEVANSH LAB WERKS INC		77	13	14%	90
MAIN STREET MEDICAL CENTER			90	100%	90
JEFFERY WEINZWEIG		2	87	98%	89
MEDFAST URGENT CARE CENTER - COCOA			89	100%	89
PREMIER URGENT CARE OF BREVARD		2	87	98%	89
MEDFAST URGENT CARE CENTER - WICKHAM			88	100%	88
AVERO DIAGNOSTICS		64	24	27%	88
LONGWOOD FAMILY PRACTICE		74	14	16%	88
ADVENT HEALTH CENTRA CARE - WATERMAN		78	10	11%	88
GOVERNOR'S CREEK HEALTH & REHABILITATION		87	1	1%	88
PACIFIC ANALYTICS			88	100%	88
BRANDON HEALTH AND REHABILITATION CENTER	1	85	1	1%	87
TIFFANY HALL NURSING AND REHAB CENTER		87			87
ADVENT HEALTH CENTRA CARE - TEMPLE TERRACE		36	50	58%	86
SAINTS 120 LLC		86			86
TRADITION MEDICAL CENTER LABORATORY		48	37	44%	85
NAVY HOSPITAL			85	100%	85
ABBIEJEAN RUSSELL CARE CENTER		85			85
W. FRANK WELLS NURSING HOME		84	1	1%	85

COVID-19: testing by laboratory

Data through Nov 28, 2020 verified as of Nov 29, 2020 at 09:25 AM

Data in this report are provisional and subject to change.

The numbers in the table below represent the number of Florida and non-Florida residents for whom test results were received by the Department of Health. A person can be tested by more than one laboratory and can have both positive and negative results. **Therefore, the sum of the numbers in each column will be larger than the total number of people tested.**

Reporting lab	Inconclusive	Negative	Positive	Percent positive	Total
OCALA FAMILY MEDICAL CENTER INC		74	11	13%	85
WESTCHESTER MEDICAL CENTER		84	1	1%	85
SOUTH BALDWIN REGIONAL MEDICAL CENTER		81	3	4%	84
PINES OF SARASOTA GARDEN		84			84
FELLOWSHIP HOME AT THE FAIRWAY LLC		84			84
FAST TRACK URGENT CARE CENTER - RIVERVIEW			84	100%	84
SEA BREEZE REHAB AND NURSING CENTER		82	2	2%	84
J AND G MEDICAL GROUP LLC		72	11	13%	83
KALEIDA HEALTH CENTER FOR LABORATORY		78	5	6%	83
SEMINOLE COUNTY HEALTH DEPARTMENT		66	17	20%	83
SMILEY MEDICAL GROUP		57	26	31%	83
LAB		29	53	65%	82
PIONEER CLINICAL LAB, LLC		70	12	15%	82
THE PAVILION FOR HEALTH CARE		72	10	12%	82
MONTEFIORE MEDICAL CENTER LABORATORIES - MOSES		75	7	9%	82
FAST TRACK URGENT CARE CENTER - WESTCHASE			82	100%	82
FIRST CHOICE PEDIATRICS		73	8	10%	81
SURREY PLACE CARE CENTER		76	5	6%	81
BAYA POINTE NURSING AND REHABILITATION		1	80	99%	81
UCC - WELLINGTON			81	100%	81
Sunset Point Center		81			81
FINLAY CLINICAL LABORATORY		26	55	68%	81
HURLBURT FIELD CLINIC		39	42	52%	81
NORTH FLORIDA PEDIATRICS - MARIANNA		56	24	30%	80
ISLAND HEALTH AND REHABILITATION CENTER		80			80
PALM GARDEN OF WINTER HAVEN		66	14	18%	80
HERON CLUB AT PRESTANCIA		77	2	3%	79
TREE HOUSE PEDIATRICS PLLC		75	4	5%	79
PHYSICIAN ASSOCIATES		69	10	13%	79
PROVISTA DIAGNOSTICS, INC		77	1	1%	78
VETERANS AFFAIRS MEDICAL CENTER - PALO ALTO		28	50	64%	78
SARNO EXTENDED HOURS		43	35	45%	78
NITE LITE PEDIATRICS - JACKSONVILLE		76	2	3%	78
EDGEWATER AT WATERMAN VILLAGE		78			78
AFC URGENT CARE SEMINOLE			77	100%	77
EXOSOME DIAGNOSTICS		73	4	5%	77
ORANGE CITY NURSING AND REHAB		75	2	3%	77
MEDFAST URGENT CARE - EDGEWATER		2	75	97%	77
CBS LABS OF TAMPA LLC		3	74	96%	77
TRUE NORTH HEALTH NAVIGATION LLC DBA DISPATCHHEALTH	1	60	16	21%	77
LIFE CARE CENTER OF WINTER HAVEN		65	12	16%	77
DYNAMIC MEDICAL USA			76	100%	76
REGENTS PARK AT AVENTURA		75	1	1%	76
UNIVERSITY HEALTH SYSTEM INC		69	7	9%	76
ADVENT HEALTH CENTRA CARE - CITRUS PARK		8	68	89%	76
ST CATHERINE'S WEST REHABILITATION HOSPITAL		75	1	1%	76

COVID-19: testing by laboratory

Data through Nov 28, 2020 verified as of Nov 29, 2020 at 09:25 AM

Data in this report are provisional and subject to change.

The numbers in the table below represent the number of Florida and non-Florida residents for whom test results were received by the Department of Health. A person can be tested by more than one laboratory and can have both positive and negative results. **Therefore, the sum of the numbers in each column will be larger than the total number of people tested.**

Reporting lab	Inconclusive	Negative	Positive	Percent positive	Total
OAKS OF KISSIMMEE HEALTH AND REHABILITATION CENTER		74			74
BOSTON RED SOX CLUB LP		74			74
CAREMOUNT MEDICAL - PATHOLOGY		72	2	3%	74
SOLARIS HEALTHCARE OSCEOLA		72	2	3%	74
FAST TRACK URGENT CARE CENTER - SOUTH TAMPA			74	100%	74
ST MARK ASSISTED LIVING CENTER	1	62	11	15%	74
HOLY CROSS HOSPITAL		1	73	99%	74
WINDSOR REFLECTIONS		74			74
NOAH CLINICAL LABORATORY		63	11	15%	74
SABAL DIRECT PRIMARY CARE, PA		69	4	5%	73
MV MEDICAL PRACTICE DBA PRIMARY URGENT CARE		71	2	3%	73
CONSULATE HEALTH CARE - LAKE MARY		72	1	1%	73
SCOTT LAKE HEALTH AND REHABILITATION CENTER		71	2	3%	73
FLORIDA COMMUNITY HEALTH CENTER		68	5	7%	73
BUFFALO CROSSING HEALTHCARE & REHABILITATION CTR		72			72
WHITE PLAINS HOSPITAL CENTER LAB		72			72
MANOR CARE OF NAPLES FL LLC		72			72
HEALTH CARE DISTRICT OF PALM BEACH COUNTY MAIN OFFICE	1	9	62	86%	72
PEDIATRICS OF GREATER ORLANDO		64	7	10%	71
COMMUNITY HEALTH CENTERS OF PINELLAS INC		1	70	99%	71
ADVANCED LAB		67	4	6%	71
CONSULATE HEALTH CARE OF SARASOTA		71			71
Madison Health and Rehabilitation Center		41	30	42%	71
AMMON LABS		61	10	14%	71
SUNCOAST COMMUNITY HEALTH CENTERS PEDIATRICS		21	49	70%	70
NSPIRE HEALTHCARE TAMARAC		69	1	1%	70
Highlands Regional Hospital		63	7	10%	70
HIGHLANDS MEDICAL CENTER		68	2	3%	70
TRENTON MEDICAL CENTER INC DBA PALMS MEDICAL GROUP	2	57	11	16%	70
QPS, LLC		69	1	1%	70
NORTHEAST FLORIDA NEUROLOGY CLINICS, INC		64	6	9%	70
THE PALACE NURSING AND REHABILITATION CENTER		70			70
SIMED LABORATORY		57	12	17%	69
FIRST CHOICE PEDIATRICS SEMORAN		65	4	6%	69
ADVENT HEALTH CENTRA CARE - ORANGE CITY		4	65	94%	69
HERITAGE HEALTHCARE AND REHABILITATION CENTER		69			69
BROWARD HEALTH MEDICAL CENTER		3	66	96%	69
Solaris HealthCare Imperial		68	1	1%	69
MAGNOLIA DIAGNOSTIC		1	68	99%	69
VIERA HOSPITAL			69	100%	69
MEYER PEDIATRICS		59	9	13%	68
SARAPATH DIAGNOSTICS			68	100%	68
Timberridge Center for Rehabilitation and Healing		47	21	31%	68
ADVENT HEALTH - ORLANDO		59	9	13%	68
John Knox Village of Florida ALF		68			68
FHMG FLORIDA HOSPITAL MEDICAL GROUP		55	13	19%	68

COVID-19: testing by laboratory

Data through Nov 28, 2020 verified as of Nov 29, 2020 at 09:25 AM

Data in this report are provisional and subject to change.

The numbers in the table below represent the number of Florida and non-Florida residents for whom test results were received by the Department of Health. A person can be tested by more than one laboratory and can have both positive and negative results. **Therefore, the sum of the numbers in each column will be larger than the total number of people tested.**

Reporting lab	Inconclusive	Negative	Positive	Percent positive	Total
AEL- MEMPHIS		17	50	75%	67
KEYS MEDICAL GROUP			67	100%	67
RDV SPORTSPLEX PEDIATRICS		53	14	21%	67
NOMIHEALTH LAB SERVICES		4	63	94%	67
CATHOLIC HEALTH SYSTEM DEPT LABORATORY		66	1	1%	67
ADVENT HEALTH CENTRA CARE - WINTER HAVEN		29	38	57%	67
DELTONA HEALTH CARE		53	14	21%	67
DIAGNOSTIC LABORATORY OF OKLAHOMA		54	12	18%	66
SOLARIS HEALTHCARE LAKE CITY		36	30	45%	66
TREASURE COAST MEDICAL ASSOCIATES		1	65	98%	66
MEDEX MEDICAL EXPRESS OF PALATKA			65	100%	65
RIVERS FAMILY MEDICINE PA		59	6	9%	65
YOUR FAMILY WALK-IN CLINIC			64	100%	64
HIALEAH SHORES NURSING AND REHAB CENTER		62	2	3%	64
Solaris Healthcare Coconut Creek		63	1	2%	64
HAVEN OF OUR LADY OF PEACE		64			64
Oakhurst Center		64			64
VILLAS OF HOLLY BROOK - BRADENTON 14TH		64			64
SOUTH BALDWIN MEDICAL CENTER GULF SHORES		54	10	16%	64
ADVENT HEALTH CENTRA CARE - WINTER GARDEN		11	52	83%	63
EISENHOWER ARMY MEDICAL CENTER		59	4	6%	63
SIGNATURE HEALTHCARE OF PORT CHARLOTTE		63			63
OUT OF STATE		40	23	37%	63
EVENT MED SERVICES LABORATORY		63			63
APC PEDIATRICS AT RYE ROAD MEDICAL PARK		63			63
SOUTH GEORGIA MEDICAL CENTER		48	15	24%	63
HEALTH FIRST - PALM BAY HOSPITAL		2	61	97%	63
STONY BROOK UNIVERSITY MEDICAL CENTER		57	6	10%	63
MD 365 MEDICAL CARE		62	1	2%	63
PLANTATION GENERAL HOSPITAL CLINICAL LAB		26	37	59%	63
PROMEDICA LABORATORIES		18	44	71%	62
WATERMARK LAKE POINTE WOODS LLC		62			62
WADSWORTH HEALTH CENTER		59	3	5%	62
RIDGEWOOD DIAGNOSTIC LABORATORY		60	2	3%	62
PROJECT HEALTH, INC SUMTERVILLE		53	9	15%	62
AMELIA MEDICAL CARE		2	59	97%	61
ADVENTHEALTH MEDICAL GROUP PROMPT CARE		51	10	16%	61
NEMOURS CHILDREN'S PRIMARY CARE		51	10	16%	61
CL BRUMBACK PRIMARY CARE CLINICS		16	45	74%	61
EMERALD COAST HOSPICE		60	1	2%	61
BROWARD HEALTH CORAL SPRINGS EPIDEMIOLOGY DEPT			61	100%	61
SEASIDE HEALTH AND REHABILITATION CENTER		5	55	92%	60
FAST TRACK URGENT CARE CENTER - BRANDON			60	100%	60
AFC URGENT CARE TYRONE			60	100%	60
EXACT SCIENCES LABORATORIES, LLC		15	45	75%	60
GRANDE, THE		59			59

COVID-19: testing by laboratory

Data through Nov 28, 2020 verified as of Nov 29, 2020 at 09:25 AM

Data in this report are provisional and subject to change.

The numbers in the table below represent the number of Florida and non-Florida residents for whom test results were received by the Department of Health. A person can be tested by more than one laboratory and can have both positive and negative results. **Therefore, the sum of the numbers in each column will be larger than the total number of people tested.**

Reporting lab	Inconclusive	Negative	Positive	Percent positive	Total
ADVENT HEALTH CENTRA CARE - KISSIMMEE		25	34	58%	59
Solaris Healthcare Daytona		59			59
JACKSONVILLE NURSING AND REHAB CENTER		59			59
LAB PLUS, LLC AT SAINT THOMAS WEST HOSPITAL		45	14	24%	59
LABFIRST - DEPARTMENT OF PATHOLOGY		58	1	2%	59
STONY BROOK SOUTHAMPTON		57	1	2%	58
INTERNAL LAB		50	8	14%	58
THE CANOPY AT BERRYHILL		58			58
WELLOW URGENT CARE PC		58			58
BOCA GRANDE HEALTH CLINIC		55	3	5%	58
HUNTSVILLE HOSPITAL LABORATORY		43	15	26%	58
ERIE COUNTY MEDICAL CTR CLINICAL LABS		57	1	2%	58
ASSOCIATED CLINICAL LABORATORIES		56	2	3%	58
CLYDE E LASSEN STATE VETERANS NURSING HOME		56	2	3%	58
MILLENIUM PHYSICIANS GROUP		1	56	98%	57
FINLAY CLINICAL LABORATORY INC		28	29	51%	57
AMERICAN FAMILY MEDICAL		48	9	16%	57
JACKSONVILLE KIDS PEDIATRICS, PLLC		50	7	12%	57
ADVENT HEALTH CENTRA CARE - POINCIANA		19	38	67%	57
MINUTECLINIC DIAGNOSTIC OF SOUTH CAROLINA, LLC		51	6	11%	57
ADVENT HEALTH - PALM HARBOR ER		44	13	23%	57
DIGNITY HEALING, LLC		55	1	2%	56
THE WELLNESS CENTER AT LAKEWOOD RANCH			56	100%	56
EPN URGENT CARE			56	100%	56
AMBULATORY SURGERY CENTER OF BOCA RATON LTD		56			56
EAST ALABAMA MEDICAL CENTER LABORATORY		48	8	14%	56
FLORIDA HEALTH CARE PLAN INC		2	54	96%	56
LAKE VIEW CARE CENTER AT DELRAY		55	1	2%	56
CENTRAL BALDWIN IMMEDIATE CARE & FAMILY PRACTICE		43	13	23%	56
ANCIENT CITY PEDIATRICS		56			56
FLOMEDILAB		19	36	65%	55
PINELLAS CARE CENTER		39	16	29%	55
ST VINCENT'S BIRMINGHAM		53	2	4%	55
FIRST CHOICE PRIMARY CARE		43	12	22%	55
NORTH PORT REHABILITATION AND NURSING CENTER		54	1	2%	55
SONATA HUNTERS CREEK		47	8	15%	55
ISLAND COAST PEDIATRICS		54	1	2%	55
AVECINA MOBILE		49	6	11%	55
JOSEPH L MORSE GERIATRIC CENTER	2	52	1	2%	55
QUICK CARE MED PL CR		52	3	5%	55
F&T MEDICAL RESEARCH, INC		54			54
DE LUNA HEALTH AND REHABILITATION CENTER		54			54
ADVENTHEALTH EXPRESS CARE		16	38	70%	54
LIFE BRITE		53	1	2%	54
CLERMONT HEALTH AND REHAB		40	14	26%	54
UNITED LABORATORY SERVICES CORPORATION		38	16	30%	54

COVID-19: testing by laboratory

Data through Nov 28, 2020 verified as of Nov 29, 2020 at 09:25 AM

Data in this report are provisional and subject to change.

The numbers in the table below represent the number of Florida and non-Florida residents for whom test results were received by the Department of Health. A person can be tested by more than one laboratory and can have both positive and negative results. **Therefore, the sum of the numbers in each column will be larger than the total number of people tested.**

Reporting lab	Inconclusive	Negative	Positive	Percent positive	Total
CITRUS MEMORIAL HEALTH SYSTEM LAB		2	52	96%	54
TIFFANY HALL NURSING AND REHAB		44	10	19%	54
MILLER BIOCONNECT		43	11	20%	54
SARASOTA CO. HEALTH DEPT # 58		40	14	26%	54
MIAMI BEACH COMMUNITY HEALTH CENTER			53	100%	53
NATIONS BEST FAMILY HEALTH CARE		21	32	60%	53
Advent health care center Celebration		51	2	4%	53
PHYSICIANS PRIMARY CARE LAB		38	15	28%	53
VILLAGE DOCTORS OF KEYSTONE		44	9	17%	53
BENTON HOUSE AT OAKLEAF		51	2	4%	53
KETAMINE HEALTH CENTERS LLC		49	4	8%	53
CENTRA CARE - CONWAY		20	32	62%	52
NEW YORK CITY DEPARTMENT OF HEALTH & MENTAL		48	4	8%	52
ASCENSION SACRED HEART BAY LABORATORY		49	3	6%	52
HEARTLAND PEDIATRICS OF LAKE WALES		48	4	8%	52
DBI HEALTH INC		50	2	4%	52
ADVENT HEALTH		49	3	6%	52
PHYSICIAN PARTNERS PERRY		34	18	35%	52
FAST TRACK URGENT CARE CENTER - WESLEY CHAPEL			52	100%	52
MD LABS		30	22	42%	52
PARKSIDE INN		52			52
KORGENE LAB		18	34	65%	52
CONEY ISLAND HOSPITAL		51	1	2%	52
WASHINGTON REHABILITATION AND NURSING CENTER		51			51
GENPATH			51	100%	51
SERANADES BY SONATA WEST ORANGE		48	3	6%	51
DOCTORS MEMORIAL HOSPITAL		21	30	59%	51
WIREGRASS DIRECT PRIMARY CARE PLLC□		45	6	12%	51
DR G'S URGENT CARE		45	6	12%	51
GATEWAY CARE CENTER		50			50
NXGEN MDX		19	31	62%	50
USF HEALTH MORSANI CENTER		5	45	90%	50
DOUGLAS T JACOBSON STATE VETERANS HOME		50			50
LASER & SURGERY CENTER OF THE PALM BEACHES□		50			50
SOLARIS SENIOR LIVING NORTH NAPLES		48	1	2%	49
SUNCOAST OPTIMAL WELLNESS		4	45	92%	49
LUIS A GHIGLINO MD PA		49			49
OCEAN REEF MEDICAL CENTER		41	8	16%	49
BOND URGENT CARE LLC		35	14	29%	49
MIAMI SHORES NURSING & REHAB		49			49
BAY TREE CARE AND REHABILITATION CENTER		49			49
USF		1	48	98%	49
EMBRY RIDDLE AERONAUTICAL UNIVERSITY HEALTH SERVICES			49	100%	49
DAIRY ROAD URGENT CARE		22	27	55%	49
CSL PLASMA		18	31	63%	49
EAGLES WATCH CLUSTER		40	9	18%	49

COVID-19: testing by laboratory

Data through Nov 28, 2020 verified as of Nov 29, 2020 at 09:25 AM

Data in this report are provisional and subject to change.

The numbers in the table below represent the number of Florida and non-Florida residents for whom test results were received by the Department of Health. A person can be tested by more than one laboratory and can have both positive and negative results. **Therefore, the sum of the numbers in each column will be larger than the total number of people tested.**

Reporting lab	Inconclusive	Negative	Positive	Percent positive	Total
GV NAPLES OPCO, LLC		49			49
GULFVIEW MEDICAL INSTITUTE		49			49
LOOP PEDIATRICS PA		46	2	4%	48
AFC PHYSICIANS OF FLORIDA		37	11	23%	48
BIOIQ			48	100%	48
PALMS MEDICAL GROUP HIGH SPRINGS		42	6	13%	48
BAY CENTER HURRICANE SHELTER		48			48
NITE LITE PEDIATRICS - PORT ST. LUCIE		42	6	13%	48
BIODESIX, INC.		39	9	19%	48
GOLD CHOICE SENIOR COMMUNITIES		29	18	38%	47
ALLIANCE PEDIATRICS		24	23	49%	47
CENTERSTONE OF FLORIDA□		44	3	6%	47
ATRIUM AT LIBERTY PARK□		46	1	2%	47
MEDFAST URGENT CARE CENTERS LLC			47	100%	47
AMERICA'S PHARMACY LLC		42	5	11%	47
EAST LAKE PEDIATRICS PA		44	3	6%	47
SNH BRFL TENANT LLC		47			47
INTERLAB		1	46	98%	47
BLUE MED CONSULTANTS		45	1	2%	46
LAKESIDE NEUROLOGIC		42	4	9%	46
ST. CLOUD MEDICAL GROUP		46			46
SOFT CELL LABORATORIES		44	2	4%	46
VETERANS AFFAIRS MEDICAL CENTER - GULF COAST		27	19	41%	46
TUSCAN GARDENS OF PALM COAST		45	1	2%	46
ADVENT HEALTH CENTRA CARE - EAST ORLANDO		20	26	57%	46
MOBILE PHYSICIAN SERVICES INC		46			46
TRINITY AL SENIOR HOUSING LLC□		44	2	4%	46
H LEE MOFFITT CANCER CENTER MICRO		46			46
MD 365 MEDICAL CARE PLLC		46			46
WILSON MEMORIAL REGIONAL MEDICAL CENTER		45	1	2%	46
MED EXPRESS		1	45	98%	46
EAST MANATEE FAMILY	1	1	44	96%	46
ADVENT HEALTH - PALM COAST			46	100%	46
PREMIER PLACE HEALTHCARE AT THE GLENVIEW		46			46
NO FLORIDA PEDIATRICS, PA		44	1	2%	45
NORTH SHORE UNIVERSITY HOSPITAL LABORATORY		42	3	7%	45
URGENT CARE TCMA			45	100%	45
CYPRESS COVE CARE CENTER		10	35	78%	45
POINTE, THE		44	1	2%	45
24/7 PEDIATRIC CARE CENTERS INC		43	2	4%	45
PRIMARY CARE SOUTH INC			45	100%	45
ADVENTHEALTH MEDICAL GROUP FAMILY MEDICINE AT		38	7	16%	45
CHILDREN'S HOSPITAL OF ALABAMA		44	1	2%	45
SOUTHPORT SQUARE HARBOUR HEALTH		45			45
ST FRANCIS HOSPITAL		39	6	13%	45
UNIVERSITY OF CENTRAL FLORIDA HEALTH SERVICES		45			45

COVID-19: testing by laboratory

Data through Nov 28, 2020 verified as of Nov 29, 2020 at 09:25 AM

Data in this report are provisional and subject to change.

The numbers in the table below represent the number of Florida and non-Florida residents for whom test results were received by the Department of Health. A person can be tested by more than one laboratory and can have both positive and negative results. **Therefore, the sum of the numbers in each column will be larger than the total number of people tested.**

Reporting lab	Inconclusive	Negative	Positive	Percent positive	Total
SUN COUNTRY PEDIATRICS PLLC	1	40	3	7%	44
VISITING PHYSICIANS ASSOCIATION		40	4	9%	44
HUNTINGTON HOSPITAL LABORATORY		43	1	2%	44
ALLIANCE OF PHYSICIANS AGAINST COVID-19			44	100%	44
SPRING HILL HEALTH AND REHABILITATION CENTER		33	11	25%	44
PEDIATRICS OF CENTRAL FLORIDA – SAINT CLOUD	2	40	2	5%	44
QUEENS HOSPITAL CENTER		43	1	2%	44
MOOSEHAVEN LIFE CARE CENTER		44			44
BROAD INSTITUTE CLINICAL SEQUENCING RESEARCH PLATFORM	1	38	4	9%	43
SANDY RIDGE CENTER FOR REHABILITATION AND HEALING		42	1	2%	43
BRANCH MEDICAL CLINIC			43	100%	43
GENEDX		32	11	26%	43
ADVENT HEALTH - LAKE MARY		35	8	19%	43
VILLAGE PLACE NH LLC		30	13	30%	43
ASCENSION MEDICAL GROUP			42	100%	42
FHMG LAKE MARY PEDS		39	3	7%	42
ALLEGRO		42			42
QUOTIENT SCIENCES			42	100%	42
HEALTH FIRST - CAPE CANAVERAL HOSPITAL			42	100%	42
ARCPPOINTS LABS		37	5	12%	42
SUNY UPSTATE MEDICAL UNIVERSITY		38	4	10%	42
HOBDAIR FAMILY HEALTH LLC		30	12	29%	42
PEDIATRICS OF CENTRAL FLORIDA KISSI		33	8	20%	41
MIDWAY PRIMARY CARE, LLC		41			41
FLORIDA HOSPITAL NEW SMYRNA		4	37	90%	41
LENOX HILL HOSPITAL		37	4	10%	41
FLAGLER COUNTY HEALTH DEPARTMENT		37	4	10%	41
TROY REGIONAL MEDICAL CENTER		33	8	20%	41
ST CLOUD REGIONAL MEDICAL CENTER CLINICAL LAB		21	20	49%	41
ADVENT HEALTH - MOUNT DORA		6	35	85%	41
CLEVELAND CLINIC FOUNDATION		11	29	73%	40
CHILDRENS MEDICAL ASSOCIATION		32	8	20%	40
ORLANDO HEALTH AND REHAB CENTER		5	35	88%	40
DAYSRING SENIOR LIVING LLC		40			40
ARBOR TRAIL		39	1	3%	40
Solaris Healthcare Lake Bennet		35	5	13%	40
Heartland Healthcare of Ft. Myers		40			40
PRIDE DIAGNOSTICS		24	16	40%	40
ADVENT HEALTH - LAKE NONA		35	5	13%	40
CHILDREN MED CARE INC		37	2	5%	39
RDX BIOSCIENCE			39	100%	39
NORTH FLORIDA PEDIATRICS PA - DUVAL		38	1	3%	39
BAPTIST MEDICAL CENTER SOUTH		29	10	26%	39
MEMORY CARE OF NAPLES		39			39
CRONOS CLINICAL LABORATORY		38	1	3%	39
CLINICAL RESEARCH SEQUENCING PLATFORM		8	31	79%	39

COVID-19: testing by laboratory

Data through Nov 28, 2020 verified as of Nov 29, 2020 at 09:25 AM

Data in this report are provisional and subject to change.

The numbers in the table below represent the number of Florida and non-Florida residents for whom test results were received by the Department of Health. A person can be tested by more than one laboratory and can have both positive and negative results. **Therefore, the sum of the numbers in each column will be larger than the total number of people tested.**

Reporting lab	Inconclusive	Negative	Positive	Percent positive	Total
PEDIATRIC CARE CENTER- JACKSONVILLE BEACH		11	28	72%	39
ARBOR GLEN AT ARBOR TRACE		39			39
Solaris HealthCare Windermere		37	2	5%	39
Concordia Village of Tampa AL		39			39
FIRST CHOICE URGENT CARE		10	28	74%	38
BAY COUNTY JAIL ANNEX		33	5	13%	38
POPLAR HEALTHCARE PLLC	1	11	26	68%	38
HOMEWOOD RESIDENCE AT FREEDOM PLAZA		37	1	3%	38
SMA LAB		6	32	84%	38
WINTER GARDEN REHAB AND NURSING CENTER		38			38
KENDALL REGIONAL MEDICAL CENTER LAB	3		35	92%	38
MEDEXPRESS URGENT CARE - GOLDEN GATE		3	35	92%	38
Courtyards of Orlando Care Center		38			38
CAPITAL REGIONAL MEDICAL CENTER		2	36	95%	38
INDIGO MANOR		12	26	68%	38
RAINBOW PEDIATRICS PC LLC / BREAKFAST POINT		38			38
Cross Landings Health and Rehabilitation		38			38
VITAS HEALTHCARE CORP OF CENTRAL FL		38			38
LECONTE MEDICAL CENTER LAB		29	9	24%	38
PALMS EDGE		37			37
PONCE THERAPY CARE CENTER		33	4	11%	37
HARBORCHASE OF VERO BEACH		34	3	8%	37
WINDSOR OAKS		37			37
UNIVERSITY OF ALABAMA		34	3	8%	37
BRONX LEBANON HOSPITAL-MEDICAL CENTER		36	1	3%	37
ONE MILO		37			37
TGH URGENT CARE - SEMINOLE			37	100%	37
PRECISION HEALTH SOLUTIONS LAB		9	28	76%	37
BOULEVARD REHABILITATION CENTER		24	13	35%	37
WESLEY HAVEN VILLA		36			36
NEW YORK PRESBYTERIAN - QUEENS DIAGNOSTIC		35	1	3%	36
FLORIDA MEDICAL CLINIC PA		34	2	6%	36
MOLECULAR TESTING LABS		3	33	92%	36
Crystal Health & Rehab Center		36			36
RITECARE MED CTR H			36	100%	36
SOUTHEAST ALABAMA MEDICAL CENTER			36	100%	36
AFC URGENT CARE CLEARWATER		5	31	86%	36
BVL/LITTLE ANGEL PEDIATRICS		36			36
FAMILY EXTENDED CARE OF WINTER HAVEN		36			36
BioReference Laboratories, Inc		6	29	83%	35
IRL		4	31	89%	35
CRAIG BERGER MD PL D/B/A BAY AREA EYE INSTITUTE		35			35
J FRANK AVEY MD		25	10	29%	35
ADVENT HEALTH - FISH MEMORIAL		2	33	94%	35
MEDICAL CENTER CLINIC-IMMEDIATE CARE		32	3	9%	35
FHMG_CTR FOR SENIOR HEALTH		30	5	14%	35

COVID-19: testing by laboratory

Data through Nov 28, 2020 verified as of Nov 29, 2020 at 09:25 AM

Data in this report are provisional and subject to change.

The numbers in the table below represent the number of Florida and non-Florida residents for whom test results were received by the Department of Health. A person can be tested by more than one laboratory and can have both positive and negative results. **Therefore, the sum of the numbers in each column will be larger than the total number of people tested.**

Reporting lab	Inconclusive	Negative	Positive	Percent positive	Total
DAYSPRING SENIOR LIVING		35			35
BORLAND GROOVER CLINIC	1	27	7	20%	35
ADVANCED AMBULATORY SURGERY CENTER		35			35
BAYSHORE PATHOLOGY		34	1	3%	35
LAKELAND REGIONAL HEALTH LAKE MIRIAM		3	32	91%	35
EAST NEW YORK DIAGNOSTIC AND TREATMENT		34	1	3%	35
P23 LABS		35			35
ROCHESTER GENERAL HOSPITAL LABORATORY		34	1	3%	35
NEXT MOLECULAR ANALYTICS		5	30	86%	35
IQBAL A FARUQUI MD		28	7	20%	35
MICRO PATH LABORATORIES INC		35			35
CENTRA CARE - APOPKA			35	100%	35
REGENTS PARK OF BOCA RATON		34	1	3%	35
Guardian Care Nursing and Rehabilitation Center		35			35
DOH-WEST PALM BEACH BRANCH LABORATORY		2	32	94%	34
ADVENT HEALTH CENTRA CARE - SOUTH ORANGE		21	13	38%	34
PROMPT CARE OF CENTRAL FLORIDA			34	100%	34
A COUNTRY PLACE ASSISTED LIVING FACILITY		34			34
ADVENT HEALTH CENTRA CARE - HUNTERS CREEK		2	32	94%	34
PALMETTO FAMILY HEALTHCARE		8	26	76%	34
EXPERTUS LABORATORIES INC		13	21	62%	34
ALTAMONTE PEDIATRIC ASSOCIATES		30	4	12%	34
AFC URGENT CARE FAMILY CARE			34	100%	34
Solaris Senior Living North Naples ALF		31	3	9%	34
WASHINGTON HEIGHTS NYC LAB		33	1	3%	34
PINNACLES PEDS CARE PA		33			33
BOND CLINIC		3	30	91%	33
SARATOGA HOSPITAL LABORATORY		31	2	6%	33
ORLANDO HEALTH CENTER FOR REHABILITATION		33			33
ACCURATE DIAGNOSTIC LAB		32	1	3%	33
PEDIATRICS IN BREVARD PA		26	7	21%	33
AYERS NURSING AND REHABILITATION CENTER		33			33
HEALTH PARK CARE CENTER		33			33
AHSE ROP		32	1	3%	33
LABCORP RTP		13	19	59%	32
HOLZER HEALTH CENTER			32	100%	32
RASHDA ALBIBI M.D. P.A.		30	2	6%	32
BENTON HOUSE OF ST. JOHNS		32			32
ST AUGUSTINE PEDIATRIC ASSOC		30	2	6%	32
S-H THIRTY-FIVE OPCO- PORT ST LUCIE, LLC	1	31			32
JUPITER MEDICAL CENTER URGENT CARE			32	100%	32
STEINHATCHEE FAMILY MEDICAL CENTER		28	4	13%	32
Q ANSWER LAB	1	4	27	84%	32
ST. MARYS MEDICAL CENTER		1	31	97%	32
WESTMINSTER ST AUGUSTINE		32			32
LOURDES HOSPITAL INC		29	2	6%	31

COVID-19: testing by laboratory

Data through Nov 28, 2020 verified as of Nov 29, 2020 at 09:25 AM

Data in this report are provisional and subject to change.

The numbers in the table below represent the number of Florida and non-Florida residents for whom test results were received by the Department of Health. A person can be tested by more than one laboratory and can have both positive and negative results. **Therefore, the sum of the numbers in each column will be larger than the total number of people tested.**

Reporting lab	Inconclusive	Negative	Positive	Percent positive	Total
FLORIDA HEALTH CARE		4	27	87%	31
CRUCIAL CARE EMERGENCY MEDICINE DOCTORS		25	6	19%	31
DISCOVERY COMMONS AT BRADENTON		31			31
VILLA MARIA WEST SKILLED NURSING FACILITY		31			31
MOLECULAR DIAGNOSTICS		1	30	97%	31
DOH		17	14	45%	31
PRMG - EAST NAPLES		23	8	26%	31
PHYSICIAN ASSOCIATES LLC		26	5	16%	31
GRAND OAKS OF JENSEN BEACH LLC		31			31
EXPRESS URGENT CARE LLC		1	30	97%	31
CHIPOLA MEDICAL ASSOCIATES, LLC		20	10	33%	30
REGENCY PARK ASSISTED LIVING FACILITY		29	1	3%	30
BIOFIRE		7	23	77%	30
AMEERAH LABS			30	100%	30
BAYFRONT MEDICAL		23	7	23%	30
TGH URGENT CARE - TYRONE		1	29	97%	30
PATRIOT MEDICAL LABORATORIES		29	1	3%	30
BOND CLINIC PA		2	28	93%	30
HERITAGE WATERSIDE		27	3	10%	30
PALM BAY URGENT CARE		5	25	83%	30
PHOSPHORUS DIAGNOSTICS		27	3	10%	30
CEDAR CREEK AT KINGS BAY INC		30			30
PLYMOUTH HOME FOR ADULTS, INC.	7	21	1	3%	29
The Grove Health and Rehabilitation		18	11	38%	29
NEOGENOMICS LABORATORIES INC		29			29
FOUNTAIN INN NURSING & REHABILITATION CTR, INC		29			29
WESTWOOD NURSING AND REHABILITATION		28	1	3%	29
CHILDRENS MEDICAL ASSOCIATION PA		19	10	34%	29
AVON PARK PEDIATRICS INC		27	2	7%	29
ADVENTIST HEALTH SYSTEM FLORIDA		23	6	21%	29
PATRICK AIR FORCE BASE		1	28	97%	29
PEDIATRIC SPECIALISTS MEDICAL GROUP	1	27	1	3%	29
MID FLORIDA PATHOLOGY LLC MOBILE UNIT #4		18	11	38%	29
P4CLINICAL	3	2	24	83%	29
CORAL GABLES NURSING & REHABILITATION CENTER		24	5	17%	29
REDI-MED WALK-IN FAMILY CARE			29	100%	29
WUESTHOFF MEMORIAL HOSPITAL			29	100%	29
ATLANTIC URGENT CARE		15	14	48%	29
WELL HEALTH WORKS		28	1	3%	29
MINUTECLINIC DIAGNOSTIC OF RHODE ISLAND, LLC #1544		28	1	3%	29
FLORIDA HOSPITAL		21	8	28%	29
LabCorp L#09258130 M#09258125		12	17	59%	29
BALMORAL TENANT SERVICES INC		28			28
QUICK CARE MED		21	7	25%	28
ESCAMBIA COUNTY JAIL		16	12	43%	28
ISLAND URGENT CARE PLLC DBA AFC URGENT CARE		27	1	4%	28

COVID-19: testing by laboratory

Data through Nov 28, 2020 verified as of Nov 29, 2020 at 09:25 AM

Data in this report are provisional and subject to change.

The numbers in the table below represent the number of Florida and non-Florida residents for whom test results were received by the Department of Health. A person can be tested by more than one laboratory and can have both positive and negative results. **Therefore, the sum of the numbers in each column will be larger than the total number of people tested.**

Reporting lab	Inconclusive	Negative	Positive	Percent positive	Total
QHC UPSTATE MEDICAL PC		24	4	14%	28
BIG BOCA SMILES LLC		27	1	4%	28
NAPLES PEDIATRICS INC		27	1	4%	28
IPSUM DIAGNOSTICS			28	100%	28
LONGLEAF DIAGNOSTIC LABORATORIES		3	25	89%	28
ADVENT HEALTH - ALTAMONTE SPRINGS		23	5	18%	28
HENDRY REGIONAL MEDICAL CENTER CLINICAL LABORATORY		27	1	4%	28
FLORIDA DEPARTMENT OF HEALTH CLAY COUNTY		1	27	96%	28
SANFORD MOBILE LAB PGA TOUR		27	1	4%	28
BAY EDUCATORS WELLNESS CENTER		16	12	43%	28
PALM GARDEN OF JACKSONVILLE		27	1	4%	28
ECOLAB GROUP		4	24	86%	28
ADVENT HEALTH - LAKE WALES		20	8	29%	28
PALM RIVER COMMUNITY HEALTH CENTER		24	4	14%	28
TRADITIONAL HOME CARE INC		28			28
MEDICAL CONSULTANTS OF FLORIDA LLC		27	1	4%	28
VETERANS HOME			28	100%	28
NATURE COAST MEDICAL GROUP		23	5	18%	28
COLLIER HMA PHYSICIAN MANAGEMENT LLC		23	5	18%	28
ELLENTON PEDIATRICS PA		25	3	11%	28
ROSECASTLE OF ZEPHRILLS		26	1	4%	27
BENTON HOUSE OF ST JOHNS		27			27
OAKTREE HEALTHCARE			27	100%	27
PECONIC BAY MEDICAL CENTER LABORATORY		23	4	15%	27
JACKSONVILLE UNIVERSITY		25	2	7%	27
PERSONAL PEDIATRICS		25	2	7%	27
CDC		17	10	37%	27
COOPER FAMILY MEDICAL, PLLC		22	5	19%	27
JACKSON HEALTH SYSTEM		1	26	96%	27
SUNCOAST LABS			27	100%	27
UCLA HEALTHCARE CLINICAL LABS		23	4	15%	27
CENTURY CENTER FOR REHABILITATION & HEALING		16	10	38%	26
ADVENT HEALTH CENTRA CARE - SAND LAKE		2	24	92%	26
THE MINIER URGENT CARE		20	6	23%	26
COMPREHENSIVE CHILDCARE		20	6	23%	26
GRAND ST PAUL CVS		26			26
CANOPY ON BERRYHILL, THE		26			26
WHITE WILSON MEDICAL IMMEDIATE CARE NICEVILLE			26	100%	26
ROCKLEDGE REGIONAL MEDICAL CENTER		18	8	31%	26
HEALTH FIRST - VIERA HOSPITAL		1	25	96%	26
GOOD SAMARITAN CENTER		26			26
COLOR GENOMICS, INC.		24	2	8%	26
LOOP PEDIATRICS		22	4	15%	26
FAST TRACK URGENT CARE CENTER - SEMINOLE			26	100%	26
BAY VUE NURSING AND REHABILITATION CENTER		26			26
PEDIATRICS BY THE SEA		26			26

COVID-19: testing by laboratory

Data through Nov 28, 2020 verified as of Nov 29, 2020 at 09:25 AM

Data in this report are provisional and subject to change.

The numbers in the table below represent the number of Florida and non-Florida residents for whom test results were received by the Department of Health. A person can be tested by more than one laboratory and can have both positive and negative results. **Therefore, the sum of the numbers in each column will be larger than the total number of people tested.**

Reporting lab	Inconclusive	Negative	Positive	Percent positive	Total
MONCRIEF ARMY HEALTH CLINIC			26	100%	26
CENTRAL FLORIDA HEALTHCARE GROUP LLC		25	1	4%	26
SANTA BARBARA CARE CENTER		16	10	38%	26
CONNECTICUT DEPARTMENT OF HEALTH		22	3	12%	25
NO FLORIDA PEDIATRICS, PA - BRADFORD		23	2	8%	25
TGH URGENT CARE POWERED BY FAST TRACK			25	100%	25
PENSACOLA DEVELOPMENTAL CENTER		9	16	64%	25
ST. CLOUD HOSPITAL		20	5	20%	25
FAMILY EXTENDED CARE OF CENTRAL TAMPA		25			25
ADVENT HEALTH CENTRA CARE - LAKE BUTLER BOULEVARD			25	100%	25
CHARTER SENIOR LIVING OF PANAMA CITY BEACH		18	7	28%	25
URGENT CARE & WELLNESS CENTER		3	22	88%	25
WESTWOOD HEALTHCARE SNF		25			25
STUART URGENT CARE			25	100%	25
ManorCare Health Services-Palm Harbor		25			25
SONNIS PEDIATRICS PA		25			25
MAINSTREET FAMILY URGENT CARE		1	24	96%	25
CATHOLIC HEALTH SERVICES REGIONAL LAB		21	4	16%	25
AFC URGENT CARE		8	17	68%	25
MINNESOTA TWINS		25			25
SANITAS		4	21	84%	25
FLORIDA DEPARTMENT OF HEALTH IN POLK COUNTY		25			25
NORTHWELL HEALTH PLAINVIEW HOSPITAL LABORATORY		22	3	12%	25
UNIPATH		17	7	29%	24
AVENTIS BIO-SERVICES CTL		24			24
US MEDICAL CARE, INC		21	3	13%	24
IMA MEDICAL GROUP POINCIANA		11	13	54%	24
WELLOW URGENT CARE		23	1	4%	24
CDR MAGUIRE - MIAMI BEACH CC MISSION 17388		2	22	92%	24
REDI MED LLC			24	100%	24
LABORATORY DYNAMICS		20	4	17%	24
FAMILY CARE PARTNERS		14	10	42%	24
AMERICAN HOUSE-BONITA SPRINGS□		24			24
WESTMINSTER WOODS ON JULINGTON CREEK		22	2	8%	24
MADWAR		19	5	21%	24
TRUGENX		1	23	96%	24
University Hills health and Rehabilitation		15	9	38%	24
Holistic Pediatrics Group LLC		22	2	8%	24
GRACE PEDIATRICS		18	6	25%	24
ROSECASTLE OF CITRUS		24			24
MED ONE AT SAINT AUGUSTINE		20	4	17%	24
COURTYARDS OF ORLANDO		24			24
DB MD		21	3	13%	24
Darcy Hall Of Life Care		23			23
MEDLOGIC, LLC		3	20	87%	23
PALMS FACILITY INC		23			23

COVID-19: testing by laboratory

Data through Nov 28, 2020 verified as of Nov 29, 2020 at 09:25 AM

Data in this report are provisional and subject to change.

The numbers in the table below represent the number of Florida and non-Florida residents for whom test results were received by the Department of Health. A person can be tested by more than one laboratory and can have both positive and negative results. **Therefore, the sum of the numbers in each column will be larger than the total number of people tested.**

Reporting lab	Inconclusive	Negative	Positive	Percent positive	Total
VILLAGE ON THE ISLE		21	2	9%	23
SOLARIS HEALTHCARE MERRITT ISLAND		19	4	17%	23
METRO KNOXVILLE HMA		20	3	13%	23
PENNSYLVANIA DEPT OF HEALTH		19	4	17%	23
UNIVERSITY HILLS HEALTH AND REHABILITATION CENTER		18	5	22%	23
MINUTE CLINIC INCORPORATE		19	4	17%	23
NORTH FLORIDA PEDIATRICS		22	1	4%	23
HUNT CLUB PEDIATRIC ASSOCIATES PA		22	1	4%	23
life Care Center of Melbourne		11	12	52%	23
ALL FLORIDA FAMILY AND SPORTS MEDICINE		21	2	9%	23
EXPRESS CARE OF BELLEVIEW		23			23
MEDEXPRESS URGENT CARE - CLEWISTON			23	100%	23
UF HEALTH NORTH JACKSONVILLE			23	100%	23
SERENADES IN THE VILLAGES		22	1	4%	23
MARTIN ACQUISITION 1 LLC DBA		23			23
STATEN ISLAND UNIVERSITY HOSPITAL-POUCH		23			23
WAVE CREST HEALTH AND REHABILITATION CENTER		23			23
HR SARASOTA OPERATOR LLC		17	6	26%	23
READY RESPONDERS FLORIDA, PLLC		23			23
UNIV OF ROCHESTER-STRONG MEMORIAL HOSP		22	1	4%	23
SENIOR HEALTH OF WINTER PARK DUNDEE		23			23
PARK WEST MEDICAL CENTER		22	1	4%	23
CENTRA CARE - LAKE NONA		3	20	87%	23
NEW SMYRNA BEACH URGENT CARE			23	100%	23
ISLAND COAST PEDIATRICS PA		22	1	4%	23
EGL GENETIC DIAGNOSTICS		1	22	96%	23
THE TERRACE OF JACKSONVILLE		3	20	87%	23
WUESTHOFF MEDICAL CENTER-MELBOURNE			22	100%	22
WORKPLACE SCREENING INTELLIGENCE			22	100%	22
FLORIDA PEDIATRICS		6	16	73%	22
MORSELIFE MEMORY CARE RESIDENCE		21	1	5%	22
FHMG-FLORIDA HOSPITAL MEDICAL GROUP		19	3	14%	22
PONTE VEDRA GARDENS		22			22
SUNTREE INTERNAL MEDICINE		22			22
MEDEXPRESS URGENT CARE CORAL SPRINGS			22	100%	22
PHARMCO RX		14	8	36%	22
Peninsula Care and Rehab		21	1	5%	22
HENNEPIN COUNTY MEDICAL CENTER (HCMC)		12	10	45%	22
LATE HOURS URGENT CARE		9	13	59%	22
BROOKDALE UNIVERSITY HOSPITAL		21	1	5%	22
BAPTIST HEALTH SOUTH FLORIDA - WEST BOCA URGENT CARE			22	100%	22
PENSACOLA PEDIATRICS - PACE		16	6	27%	22
ACTIVE SENIOR LIVING		20	2	9%	22
CARDIOLOGY AND MEDICINE ASSOCIATES		18	4	18%	22
MOBILE DIVISION LABORATORY		7	15	68%	22
HALIFAX MEDICAL CENTER-PORT ORANGE LAB		17	5	23%	22

COVID-19: testing by laboratory

Data through Nov 28, 2020 verified as of Nov 29, 2020 at 09:25 AM

Data in this report are provisional and subject to change.

The numbers in the table below represent the number of Florida and non-Florida residents for whom test results were received by the Department of Health. A person can be tested by more than one laboratory and can have both positive and negative results. **Therefore, the sum of the numbers in each column will be larger than the total number of people tested.**

Reporting lab	Inconclusive	Negative	Positive	Percent positive	Total
DIACARTA INC.		22			22
FIRST CHOICE PEDIATRICS LOOP		20	2	9%	22
Sunnyside Nursing Home		22			22
PULMONARY SPECIALISTS OF THE PALM BEACHES		15	6	29%	21
Vi at Lakeside Village Skilled Nursing		21			21
ST. ANNE'S NURSING CENTER & RESIDENCE		21			21
MADISON COUNTY MEMORIAL HOSP		12	9	43%	21
ADVENT HEALTH CENTRA CARE - APOKA NORTH		10	11	52%	21
VILLAGE PEDIATRICS LLC		17	4	19%	21
EXCEL PEDIATRICS		10	11	52%	21
SOUTHERN LABORATORY		4	17	81%	21
PATHGROUP			21	100%	21
SUNQUEST		3	18	86%	21
STATE LAB		2	19	90%	21
Palms at Ponte Vedra Assisted Living and Memory Care		20	1	5%	21
BOCA BIOLISTIC REFERENCE LAB			21	100%	21
SPRINGS AT BOCA CIEGA BAY,THE		21			21
GENEIQ		19	2	10%	21
ST JUDE CHILDRENS RESEARCH HOSPITAL		21			21
VASSAR BROTHERS MEDICAL CENTER LABORATORY		20	1	5%	21
QUICK CARE MED LLC		20	1	5%	21
KEY PRIMARY CARE			21	100%	21
BROWARD HEALTH MEDICAL CENTER CLINICAL LAB			21	100%	21
CENTRA CARE - SAND LAKE			21	100%	21
NURSES HELPING HANDS INC ALF		21			21
STEWART MEDICAL GROUP			21	100%	21
MINUTE CLINIC LLC #2216		20	1	5%	21
CLINICAL PATHOLOGY LABORATORIES SOUTHEAST			21	100%	21
EVERLYWELL		14	7	33%	21
MINUTECLINIC DIAGNOSTIC OF RHODE ISLAND, LLC #212		21			21
CL BRUMBACK PRIMARY CARE CLINIC LANTANA		2	18	90%	20
TAYLORVILLE FAMILY MEDICINE		15	5	25%	20
ALZHEIMERS CARE CENTER OF VIERA LTD		8	12	60%	20
PORT CHARLOTTE REHABILITATION CENTER		18	2	10%	20
LONG ISLAND JEWISH MED CTR		19	1	5%	20
LABORATORY ALLIANCE OF CENTRAL NEW YORK		19	1	5%	20
PALM HARBOR FAMILY PRACTICE & WALK-IN		13	7	35%	20
WEST ISLIP URGENT CARE		20			20
HEARTLAND HEALTHCARE AND REHAB CENTER			20	100%	20
INTERNATIONAL MEDICAL LABORATORY		20			20
HEALTHY MINORS, LLC.		20			20
FLORIDA PEDIATRIC GROUP		5	15	75%	20
Margate Health and Rehabilitation Center		19	1	5%	20
INTERLACHEN PEDIATRICS PA		20			20
TGH MEDICAL GROUP LABORATORY CARROLLWOOD			20	100%	20
UPMC CHAUTAUQUA AT WCA LABORATORY		19	1	5%	20

COVID-19: testing by laboratory

Data through Nov 28, 2020 verified as of Nov 29, 2020 at 09:25 AM

Data in this report are provisional and subject to change.

The numbers in the table below represent the number of Florida and non-Florida residents for whom test results were received by the Department of Health. A person can be tested by more than one laboratory and can have both positive and negative results. **Therefore, the sum of the numbers in each column will be larger than the total number of people tested.**

Reporting lab	Inconclusive	Negative	Positive	Percent positive	Total
URGENT CARE EXPRESS LLC			20	100%	20
CORAL GABLES HOSPITAL			20	100%	20
AMERICAN FAMILY MEDICAL LLC		15	5	25%	20
UNIVERSITY OF NORTH FLORIDA STUDENT HEALTH		17	3	15%	20
ALTERNATIVE LIVING, INC DBA TWIN CITIES PAVILION		20			20
THE CHAPPEL GROUP RESEARCH		20			20
BARRY UNIVERSITY STUDENT HEALTH SERVICES		10	10	50%	20
MONTEFIORE NEW ROCHELLE HOSPITAL		19	1	5%	20
CARENOW - DOWNTOWN NORTH GULCH		20			20
MEDCOMP SCIENCES			20	100%	20
WEST VOLUSIA FAMILY AND SPORTS MEDICINE		20			20
MEDICAL EXPRESS CORP		18	2	10%	20
ESOTERIX GENETIC LABORATORIES		16	3	16%	19
TRADITIONAL HOME HEALTH OF PALM BEACH INC		19			19
ADVENT HEALTH - LAKE MARY PEDIATRICS		12	7	37%	19
BAYVIEW MEDICAL		19			19
CLINICA HISPANA			19	100%	19
MEDRITE URGENT CARE		12	7	37%	19
REDITUS LABORATORIES			19	100%	19
LITTLE NECK URGENT CARE		19			19
MILLENNIUM PHYSICIAN GROUP LLC		18	1	5%	19
NIGHT LITE PEDIATRICS CENTER LLC		8	11	58%	19
CENTRA CARE - DR. PHILLIPS		1	18	95%	19
INTERCOASTAL MEDICAL GROUP			19	100%	19
HEALTH CENTRAL PARK		19			19
MED HEALTH SERVICES		18	1	5%	19
INTEGRATED REGIONAL LABORATORIES - LARGO			19	100%	19
UNION MEDICAL CARE		19			19
ARDEN COURTS OF LARGO FL, LLC		16	3	16%	19
LAB INTERMARKET FACILITY LAB		1	18	95%	19
FHMG- FLORIDA HOSPITAL MEDICAL GROUP		13	6	32%	19
BROOKDALE PALMER RANCH	1	16	2	11%	19
CENTRAL FLORIDA HEALTH CARE INC		2	17	89%	19
STONE WASH CLINICAL LABORATORIES		2	17	89%	19
AMA MEDICAL GROUP LLC		18	1	5%	19
SEVEN RIVERS REGIONAL MEDICAL CENTER		5	13	72%	18
ZON BEACHSIDE LLC		15	3	17%	18
TPCA CLINICAL LABORATORIES		15	3	17%	18
TOTAL RENAL LABORATORIES INC		13	5	28%	18
JAMES A HALEY VETERANS HOSPITAL			18	100%	18
CROSSWINDS HEALTH AND REHABILITATION CENTER		18			18
IMA MEDICAL GROUP		13	5	28%	18
MINUTE CLINIC, LLC DBA MINUTECLINIC #4505		17	1	6%	18
JAMAICA HOSPITAL MEDICAL CENTER		18			18
FAMILY CARE PARTNERS OF NORTHEAST FLORIDA LLC		3	15	83%	18
ST PETER'S BENDER LABORATORY		18			18

COVID-19: testing by laboratory

Data through Nov 28, 2020 verified as of Nov 29, 2020 at 09:25 AM

Data in this report are provisional and subject to change.

The numbers in the table below represent the number of Florida and non-Florida residents for whom test results were received by the Department of Health. A person can be tested by more than one laboratory and can have both positive and negative results. **Therefore, the sum of the numbers in each column will be larger than the total number of people tested.**

Reporting lab	Inconclusive	Negative	Positive	Percent positive	Total
PARAMOUNT URGENT CARE INC			18	100%	18
AMERICAN HOUSE SENIOR LIVING		18			18
MOORINGS PARK OAKSTONE AT GREY OAKS		17	1	6%	18
BETHUNE-COOKMAN UNIVERSITY			18	100%	18
CLERMONT ADVENTHEALTH CENTRA CARE			18	100%	18
EC OPCO CARROLLWOOD LLC		13	5	28%	18
ADVANCED MEDICAL GROUP			18	100%	18
ADVENT HEALTH EXPRESS CARE		3	15	83%	18
XPRESS WELLNESS URGENT CARE			18	100%	18
POARCH BANC CREEK INDIANS TRIBAL HEALTH DEPARTMENT			18	100%	18
MADISON CORE LABORATORIES		17	1	6%	18
SAMANTHA WILSON CARE CENTER		17			17
WALK IN MEDICAL URGENT CARE		17			17
DAVID LAWRENCE CENTER		15	2	12%	17
PRACTICE MANAGEMENT OF AMERICA, INC.		1	16	94%	17
ISLAND URGENT CARE PLLC		17			17
TGH URGENT CARE - RIVERVIEW			17	100%	17
GASTROENTEROLOGY ASSOCIATES OF PENSACOLA PA		16	1	6%	17
JACKSON NORTH MEDICAL CENTER		2	15	88%	17
GOOD SAMARITAN HOSPITAL LABORATORY		14	3	18%	17
TEN HEALTHCARE		2	15	88%	17
PHYSICIANS STAT			17	100%	17
VIPEDIATRICS PLLC		16	1	6%	17
DOCTORS MEMORIAL FAMILY PRACTICE	2	12	3	18%	17
MARATHON HEALTH FOR LIFE		15	2	12%	17
PEDIATRICS IN BREVARD PA- ROCKLEDGE		11	6	35%	17
PEDIATRIC ASSOCIATES OF OCALA PA		15	2	12%	17
MINUTECLINIC, LLC #08366		15	2	12%	17
CAREMED INTERNAL MEDICINE			17	100%	17
LONG TERM CARE OF GULF BREEZE LLC		17			17
FLORIDA COMMUNITY HEALTH CENTER OF ST. LUCIE		1	16	94%	17
MAYO CLINIC JACKSONVILLE			17	100%	17
ASCENSION ST VINCENT'S PRIMARY CARE			17	100%	17
LINCOLN DIAGNOSTIC LAB		16	1	6%	17
SOUTHSIDE HOSPITAL NORTHWELL HEALTH LABORATORY		16	1	6%	17
FLORIDA DEPARTMENT OF HEALTH IN LAKE COUNTY		10	7	41%	17
STEWART SEBASTIAN RIVER MEDICAL CENTER		17			17
CARENOW URGENT CARE - LAKE MARY			17	100%	17
MISSION OAKS ASSISTED LIVING		16	1	6%	17
AZALEA TRACE PHYSICIAN SERVICES		17			17
UVMC MICROBIOLOGY		16	1	6%	17
CONSOLIDATED LAB SERVICES		8	9	53%	17
Emory L Bennett State Veterans Nursing Home		16	1	6%	17
DISCOVERY VILLAGE AT MELBOURNE		15	1	6%	16
GRAMERCY PARK URGENT CARE		16			16
CITRUS MEMORIAL HOSPITAL			16	100%	16

COVID-19: testing by laboratory

Data through Nov 28, 2020 verified as of Nov 29, 2020 at 09:25 AM

Data in this report are provisional and subject to change.

The numbers in the table below represent the number of Florida and non-Florida residents for whom test results were received by the Department of Health. A person can be tested by more than one laboratory and can have both positive and negative results. **Therefore, the sum of the numbers in each column will be larger than the total number of people tested.**

Reporting lab	Inconclusive	Negative	Positive	Percent positive	Total
FLORIDA MEDICAL CLINIC LLC		16			16
WESTPAC LABS		1	15	94%	16
ST ELIZABETH MEDICAL CENTER LABORATORY		15	1	6%	16
FLORIDA HOSPITAL LABS		7	9	56%	16
MILLENNIUM PHYSICIAN GRP LLC NAPLES PINE RIDGE			16	100%	16
BAY PEDIATRICS PA		14	2	13%	16
ROYAL PALM SENIOR RESIDENCE		16			16
MEDEXPRESS URGENT CARE - DELAND			16	100%	16
XERA MED RESEARCH			16	100%	16
BAPTIST PRIMARY CARE, INC		16			16
THE COMMONWEALTH OF MASSACHUSETTS			16	100%	16
FLORIDA HEALTH CARE DELAND			16	100%	16
PENSACOLA PEDIATRICS, PA		15	1	6%	16
FINNISH AMERICAN REST HOME-ALF		15	1	6%	16
FLAGLER COLLEGE HEALTH SERVICES			16	100%	16
MAKO MEDICAL		14	2	13%	16
PEDIATRIC HEALTH CARE ALLIANCE			16	100%	16
LAKEVIEW TERRACE RETIREMENT COMMUNITY		15	1	6%	16
ALL FLORIDA FAMILY & SPORTS MEDICINE		15	1	6%	16
FAST TRACK URGENT CARE CENTER - TYRONE			16	100%	16
NOVANT HEALTH		13	3	19%	16
HEALTH CENTRAL HOSPITAL			16	100%	16
LEVY COUNTY DEPARTMENT OF HEALTH		15	1	6%	16
WEDGEWOOD HEALTHCARE CENTER		13	3	19%	16
HERITAGE OAKS ASSISTED LIVING & MEMORY CARE		12	4	25%	16
CARESPOT		1	15	94%	16
INTERNAL MEDICINE ASSOCIATES & SPECIALTIES INC		15	1	6%	16
CARITHERS PEDIATRIC GROUP		9	7	44%	16
URGENT CARE CLINIC OF LINCOLN		14	2	13%	16
UNIVERSITY HOSPITAL		13	3	19%	16
WARDE MEDICAL LABORATORY		11	5	31%	16
SOLARIS SENIOR LIVING VERO BEACH		16			16
DCH REGIONAL MEDICAL CENTER LABORATORY		15	1	6%	16
REDI-MED WALK IN FAMILY CLINIC			16	100%	16
CHAUTAUQUA REHABILITATION AND NURSING CENTER		14	1	7%	15
KEY WEST MEDICAL CENTER	1	14			15
CARENOW LAKE MARY			15	100%	15
HARMONY HEALTH OPCO, LLC		15			15
ROCKLEDGE FAMILY HEALTH			15	100%	15
WOODS OF MANATEE SPRINGS INC, THE		15			15
BOND CLINIC, PA		7	8	53%	15
HODGES CLUSTER		2	13	87%	15
EASTLAKE PEDIATRICS - TRINITY		15			15
FARAH MEDICAL		15			15
STETSON UNIVERSITY STUDENT HEALTH CENTER		3	12	80%	15
BOZEMAN HEALTH DEACONESS HOSPITAL		12	3	20%	15

COVID-19: testing by laboratory

Data through Nov 28, 2020 verified as of Nov 29, 2020 at 09:25 AM

Data in this report are provisional and subject to change.

The numbers in the table below represent the number of Florida and non-Florida residents for whom test results were received by the Department of Health. A person can be tested by more than one laboratory and can have both positive and negative results. **Therefore, the sum of the numbers in each column will be larger than the total number of people tested.**

Reporting lab	Inconclusive	Negative	Positive	Percent positive	Total
ANDALUSIA HEALTH		7	8	53%	15
PREDICTIVE LABORATORIES, INC		13	2	13%	15
ESTATES MEDICAL CENTER		12	3	20%	15
PREMISE HEALTH MIA			15	100%	15
ASURANCE SCIENTIFIC LABORATORIES		15			15
HOLLEY-NAVARRE MEDICAL CLINIC		5	10	67%	15
BROOKWOOD BAPTIST MEDICAL CENTER		14	1	7%	15
SOLARIS SENIOR LIVING OF MERRITT ISLAND		15			15
ADVENT HEALTH - ZEPHYRHILLS			15	100%	15
LINCOLN MEDICAL AND MENTAL HEALTH CENTER		15			15
SINAI HOSPITAL OF BALTIMORE		15			15
SEMINOLE SPORTS AND FAMILY MEDICINE		15			15
FLAGLER HOSPITAL INC	2		13	87%	15
TUKA PEDIATRICS		1	14	93%	15
ST CATHERINE OF SIENA HOSPITAL		14	1	7%	15
ADVENT HEALTH CENTRA CARE - LAKE BUENA VISTA			15	100%	15
ORLANDO HEALTH		2	13	87%	15
DIATHERIX		13	2	13%	15
TITUSVILLE FAMILY PRACTICE		5	10	67%	15
MEDICAL CENTER OF DELTONA, INC		14	1	7%	15
JACOBI MEDICAL CENTER		15			15
CORAL REEF NURSING & REHAB CENTER		15			15
MILTON 4707		15			15
RIVERHEAD URGENT CARE		15			15
BENTON HOUSE OF PORT ORANGE		8	6	43%	14
ARBOR OAKS AT TYRONE	1	13			14
AFTER HOURS PEDIATRICS			14	100%	14
CALHOUN LIBERTY HOSPITAL			14	100%	14
NORTH CAROLINA DEPARTMENT OF HEALTH & HUMAN SERVICES			14	100%	14
MAUREEN OROURKE-FUTEY			14	100%	14
MARQUIS LABS, LLC		14			14
CARE CENTERS OF NASSAU		13	1	7%	14
WALGREEN EASTERN CO, INC		14			14
CHARLES CROFT MD	1	13			14
OKEECHOBEE HEALTHCARE FACILITY			14	100%	14
EMERGENCY PHYSICIANS MEDICAL CENTER LLC		6	8	57%	14
HEALTHFIRST ADVENT HEALTH CENTRA CARE COCOA BEACH			14	100%	14
THE CANOPY AT HARPER LAKE	1		13	93%	14
SIGNATURE HEALTHCARE OF ORANGE PARK		14			14
APOLLOMDX LABS		1	13	93%	14
UAH STUDENT HEALTH CENTER		9	5	36%	14
ASTORIA HEALTH AND REHABILITATION CENTER		13	1	7%	14
PINELLAS COUNTY JAIL			14	100%	14
MEDEMERGE		13	1	7%	14
MED COMP SCIENCES			14	100%	14
NEW YORK PRESBYTERIAN - ALLEN HOSPITAL		14			14

COVID-19: testing by laboratory

Data through Nov 28, 2020 verified as of Nov 29, 2020 at 09:25 AM

Data in this report are provisional and subject to change.

The numbers in the table below represent the number of Florida and non-Florida residents for whom test results were received by the Department of Health. A person can be tested by more than one laboratory and can have both positive and negative results. **Therefore, the sum of the numbers in each column will be larger than the total number of people tested.**

Reporting lab	Inconclusive	Negative	Positive	Percent positive	Total
GREEN GABLES ASSISTED LIVING FACILITY		14			14
POLK CHD BARTOW		13	1	7%	14
HEARTLAND PEDIATRICS OF LAKE PLACID PA		8	6	43%	14
LAKELAND NURSING AND REHABILITATION CENTER			14	100%	14
SPRINGS AT LAKE POINTE WOODS		14			14
KINDRED AT HOME		11	3	21%	14
TELEVISIT MALABAR PEDIATRICS		5	9	64%	14
HOLISTIX TREATMENT CENTERS		12	2	14%	14
MANORCARE HEALTH SERVICES - VENICE		13	1	7%	14
THE PALACE MANAGEMENT - THE PALACE AT CORAL GABLES		14			14
CRANE CENTER		10	4	29%	14
FAMILY CARE CENTER OF ARLINGTON		9	5	36%	14
NORTH FLORIDA PEDIATRICS - JACKSONVILLE		14			14
FELICIDAD MEDICAL CENTER			14	100%	14
JA POC MANUAL SUBSECTION		13			13
HUNT CLUB MEDICAL		12	1	8%	13
ADVANCED URGENT CARE		11	2	15%	13
PINES NURSING HOME		12	1	8%	13
LEESBURG PEDIATRICS		12	1	8%	13
FLORIDA HEALTH CARE PLANS INC		1	12	92%	13
ESCAMBIA COMMUNITY CLINIC		2	11	85%	13
MY CLINICAL LAB INC		4	9	69%	13
FLORIDA HEART & VASCULAR MULTISPECIALTY GROUP PA		11	2	15%	13
NO NAME		8	5	38%	13
OPIS ISLAND LAKE CENTER		13			13
NIGHT LITE PEDIATRIC CENTER		8	5	38%	13
SOUTHEAST FAMILY HEALTHCARE CENTER			13	100%	13
BULLS HEAD URGENT CARE		13			13
ERIC C MARSHAL MD, PC DBA MINUTECLINIC		12	1	8%	13
SRMC AVALON		9	4	31%	13
ST. JUDES LABORATORIES		12	1	8%	13
MIRACLE HILL NURSING & REHABILITATION CENTER INC		11	2	15%	13
CDR MAGUIRE INC	1	2	10	77%	13
AURORA DIAGNOSTICS		2	11	85%	13
NOVANT HEALTH GOHEALTH URGENT CARE-HARRISBURG		6	7	54%	13
GUEST HOUSE OCALA, THE		13			13
ADVENTHEALTH EXPRESSCARE		12	1	8%	13
AU HEALTH		9	4	31%	13
IN-OFFICE LAB		12	1	8%	13
PLAINVIEW URGENT CARE		12	1	8%	13
CARESPOT OF NOCATEE			13	100%	13
UNION MEDICAL CARE PLLC		13			13
AMMON ANALYTICAL LABORATORIES		12	1	8%	13
EPIPHANY HEALTH		7	6	46%	13
UM MILLER SCHOOL OF MEDICINE			13	100%	13
DALE MEDICAL CENTER		9	4	31%	13

COVID-19: testing by laboratory

Data through Nov 28, 2020 verified as of Nov 29, 2020 at 09:25 AM

Data in this report are provisional and subject to change.

The numbers in the table below represent the number of Florida and non-Florida residents for whom test results were received by the Department of Health. A person can be tested by more than one laboratory and can have both positive and negative results. **Therefore, the sum of the numbers in each column will be larger than the total number of people tested.**

Reporting lab	Inconclusive	Negative	Positive	Percent positive	Total
HARMONY CLINIC		1	12	92%	13
CONNECTDX		3	10	77%	13
BOCA SIMON		1	12	92%	13
VILLA OF KINGS AND QUEENS OF DELRAY		13			13
CLINICAL LABORATORY SERVICES			13	100%	13
NORTH CENTRAL BRONX HOSPITAL		12	1	8%	13
GLEN COVE HOSPITAL		13			13
FLORIDA STATE HOSPITAL			13	100%	13
PHYSICIANS PRIMARY CARE OF SOUTHWEST FLORIDA		9	4	31%	13
KINDRED HOSPITAL THE PALM BEACHES		13			13
PARKWEST MEDICAL CENTER		10	2	17%	12
GLEN OAKS HEALTH AND REHABILITATION CENTER			12	100%	12
MERIDIAN AT WATERWAYS, THE		10	2	17%	12
ADVENT HEALTH PARTIN SETTLEMENT HEALTH PARK		7	5	42%	12
MEDEXPRESS URGENT CARE OF BOYNTON BEACH LLC		1	11	92%	12
JERICO URGENT CARE		12			12
FINLAY C. LABORATORY		3	9	75%	12
CENTRAL FLORIDA PEDIATRICS		5	7	58%	12
BROWARD DIALYSIS			12	100%	12
FLORIDA DEPARMENT OF HEALTH CLAY COUNTY			12	100%	12
FG RAPID RESULTS		12			12
LIFE CARE OF PORT SAINT LUCIE		3	9	75%	12
COLORADO DEPARTMENT OF HEALTH LABORATORY SERVICES DIVISION			12	100%	12
AMERICAN ESOTERIC LABORATORIES			12	100%	12
FUNGAL REFERENCE LABORATORY		12			12
PROMEDICA LABORITORIES		11	1	8%	12
UNIVERSITY LAB			12	100%	12
DYNAMIC DNA LAB		1	11	92%	12
LAKE HOWELL FAMILY MEDICINE ASSOCIATES		9	3	25%	12
NEWYORK-PRESBYTERIAN/ LAWRENCE HOSPITAL LABORATORY		11	1	8%	12
NCH DOWNTOWN NAPLES HOSPITAL		1	11	92%	12
BONIFAY NURSING AND REHABILITATION CENTER			12	100%	12
REGENEXX TAMPA BAY		11	1	8%	12
FAWCETT MEMORIAL HOSPITAL LABORATORY			12	100%	12
APPLE DIAGNOSTICS LAB		5	7	58%	12
GULF COAST MEDICAL CENTER		11	1	8%	12
VETERANS AFFAIRS MEDICAL CENTER - NEW YORK HARBOR		11	1	8%	12
GRAND VILLA OF ST PETERSBURG		11	1	8%	12
MEDIPATH LLC			12	100%	12
FLORIDA DEPARTMENT OF HEALTH IN HILLSBOROUGH COUNTY			12	100%	12
HELIIX DIAGNOSTICS			12	100%	12
MELBOURNE FAMILY PRACTICE		11	1	8%	12
VPA PC LAB		12			12
CAPE REGIONAL MEDICAL CENTER		12			12
IREPERTOIRE_MOL_LAB		12			12
FLORIDA DEPT OF HEALTH		4	8	67%	12

COVID-19: testing by laboratory

Data through Nov 28, 2020 verified as of Nov 29, 2020 at 09:25 AM

Data in this report are provisional and subject to change.

The numbers in the table below represent the number of Florida and non-Florida residents for whom test results were received by the Department of Health. A person can be tested by more than one laboratory and can have both positive and negative results. **Therefore, the sum of the numbers in each column will be larger than the total number of people tested.**

Reporting lab	Inconclusive	Negative	Positive	Percent positive	Total
MED PLUS FLORENCE		8	4	33%	12
SANDY PINES		12			12
LEON CHD		12			12
PALM BAY PEDIATRICS		1	11	92%	12
ADVENT HEALTH PRIMARY CARE PLUS, WINTER GARDEN		10	2	17%	12
HARBOUR ISLAND PEDIATRICS		9	3	25%	12
PRIMECARE OF DOTHAN-DALEVILLE CLINIC		10	2	17%	12
FAMILY CARE CYPRESS CREEK		1	11	92%	12
RITECARE MEDICAL CENTER			12	100%	12
NAPLES GREEN VILLAGE		12			12
CLEVELAND CLINIC			12	100%	12
MI2297090CV HOLLAND-23D2189684		12			12
SHELBY COUNTY HEALTH CARE CORPORATION		9	3	25%	12
HUDSON VALLEY HOSPITAL CENTER LABORATORY		11	1	8%	12
CALADIUM PEDIATRICS		11	1	8%	12
Life Care Center of Sarasota		5	7	58%	12
CANTON-POTSDAM HOSPITAL LABORATORY		12			12
MCWHORTER SCHOOL OF PHARMACY		12			12
PREMIER MEDICAL ASSOCIATES ALL FLORIDA LLC		12			12
North Lake Care Center		11			11
FAST TRACK URGENT CARE CENTER - DOWNTOWN			11	100%	11
REGENCY SQUARE MALL - SEARS		1	10	91%	11
MAINSTREET FAMILY SELECT		1	10	91%	11
PALM BEACH PATHOLOGY		9	2	18%	11
JOHNS HOPKINS CHILDREN'S HOSPITAL			11	100%	11
BRYAN WHITFIELD MEMORIAL HOSPITAL		7	4	36%	11
WINTER PARK CARE AND REHABILITATION			11	100%	11
BAPTIST MEDICAL CENTER EAST		9	2	18%	11
PALMS MEDICAL GROUP - LAKE CITY WEST		3	8	73%	11
ELMCROFT OF BELLA VITA		11			11
ST VINCENT'S EAST		10	1	9%	11
HARBORCHASE OF NAPLES		11			11
PINES OF SARASOTA		11			11
RESTORE HEALTH URGENT CARE		2	9	82%	11
TOTTENVILLE CIRCLE URGENT CARE		11			11
SPEARHEAD MEDICAL			11	100%	11
CLERMONT HEALTH AND REHABILITATION CENTER		11			11
DISCOVERY VILLAGE AT NAPLES		11			11
STATEN ISLAND UNIVERSITY HOSPITAL		11			11
OAK MANOR NURSING HOME		10	1	9%	11
ORANGE REGIONAL MEDICAL CENTER LABORATORY		9	2	18%	11
SENIOR LIVING VII TAMPA LLC	1	5	5	45%	11
LONG BEACH URGENT CARE		11			11
SHELBY BAPTIST MEDICAL CENTER		6	5	45%	11
BROOKLYN HOSPITAL CENTER DOWNTOWN CAMPUS		11			11
SUNCOAST URGENT CARE			11	100%	11

COVID-19: testing by laboratory

Data through Nov 28, 2020 verified as of Nov 29, 2020 at 09:25 AM

Data in this report are provisional and subject to change.

The numbers in the table below represent the number of Florida and non-Florida residents for whom test results were received by the Department of Health. A person can be tested by more than one laboratory and can have both positive and negative results. **Therefore, the sum of the numbers in each column will be larger than the total number of people tested.**

Reporting lab	Inconclusive	Negative	Positive	Percent positive	Total
WHITE WILSON MEDICAL CENTER IMMEDIATE CARE			11	100%	11
FORT SANDERS REGIONAL LABORATORY		11			11
FAMILY HEALTH CENTERS OF SWF LABS		1	10	91%	11
ST JOSEPH HOSPITAL		10	1	9%	11
GOOD HEARTS COVID TESTING			11	100%	11
TREASURE COAST URGENT CARE			11	100%	11
WILLOWBROOKE COURT AT ST ANDREWS ESTATES		7	4	36%	11
SEVEN HILLS HEALTH AND REHABILITATION CENTER		11			11
WALGREEN		3	8	73%	11
CHILDREN'S MEDICAL CENTER			11	100%	11
MEDIQUICK URGENT CARE CENTERS INC			11	100%	11
MASSACHUSETTS GENERAL HOSPITAL		1	10	91%	11
TAVARES PEDIATRICS		9	2	18%	11
INTERSCIENCE DIAGNOSTIC LABORATORY		11			11
QUOTIENT SCIENCES LABS LLC			11	100%	11
FHCP-PORT ORANGE		3	8	73%	11
RIVER TOWN DIAGNOSTIC LLC		1	10	91%	11
CORE LABORATORY		1	10	91%	11
SARASOTA MEMORIAL NURSING & REHABILITATION CTR		11			11
TROPICANA		5	6	55%	11
CARE FAST MURABELLA		7	4	36%	11
ISLAND DOCTORS			11	100%	11
LAKE CITY VA MEDICAL CENTER			11	100%	11
Centre Pointe Health and Rehabilitation Center		11			11
DMH STEINHATCHEE FAMILY MEDICINE		8	3	27%	11
THE TERRACE OF SAINT CLOUD		9	2	18%	11
HENDRY REGIONAL CORPORATE HEALTH			11	100%	11
FLAGLER HOSPITAL LABORATORY		2	9	82%	11
RJ LEE GROUP		10			10
LAKE MARY KIDS CENTRA CARE			10	100%	10
PRATTVILLE BAPTIST HOSPITAL		9	1	10%	10
BROWARD HEALTH IMPERIAL POINT NURSING			10	100%	10
APPALACHIAN REGIONAL HEALTHCARE SYSTEM		10			10
BAPTIST PRIMARY CARE INC		7	3	30%	10
UMHC/SYLVESTER AT KENDALL		1	9	90%	10
AMEERAH LABS, LLC		9	1	10%	10
CBC LAB		3	7	70%	10
CREATIVE TESTING SOLUTIONS		3	7	70%	10
BEAUMONT LABORATORY			10	100%	10
BELLEVUE HOSPITAL CENTER DEPARTMENT		10			10
TALLAHASSEE DEVELOPMENTAL CENTER		10			10
GADSDEN REGIONAL MEDICAL CENTER		10			10
LIFE CARE CENTER OF JACKSONVILLE			10	100%	10
BETHESDA HEALTH PHYSICIAN GROUP INC			10	100%	10
LAKE BALDWIN CBOC		9	1	10%	10
NAPHCARE, INC.			10	100%	10

COVID-19: testing by laboratory

Data through Nov 28, 2020 verified as of Nov 29, 2020 at 09:25 AM

Data in this report are provisional and subject to change.

The numbers in the table below represent the number of Florida and non-Florida residents for whom test results were received by the Department of Health. A person can be tested by more than one laboratory and can have both positive and negative results. **Therefore, the sum of the numbers in each column will be larger than the total number of people tested.**

Reporting lab	Inconclusive	Negative	Positive	Percent positive	Total
NEW YORK METHODIST HOSPITAL		10			10
CHIPOLA MEDICAL ASSOCIATES		2	8	80%	10
OPPENHEIMER PLASTIC SURGERY LLC		10			10
HARBORCHASE OF WELLINGTON CROSSING		9	1	10%	10
FAMILY CARE PARTNERS OF NE FLORIDA LLC			10	100%	10
HEALTH MED CENTERS		10			10
PALMETTO PEDIATRICS			10	100%	10
COVANCE CENTRAL LABORATORY			10	100%	10
AVANTE ST CLOUD		7	3	30%	10
EMERALD COAST HOSPICE - CRESTVIEW		10			10
MEDICAL LABORATORY DIAGNOSTICS			10	100%	10
ACADIAN DIAGNOSTIC LABORATORIES		8	2	20%	10
URGENT CARE WEST CLINIC		8	2	20%	10
LAKE NONA MEDICAL SERVICES		3	7	70%	10
SUNRISE URGENT CARE ASSOCIATES LLC D/B/A		7	3	30%	10
PINELLAS COUNTY HEALTH DEPARTMENT		2	8	80%	10
ERDOX		10			10
COUNTY OF LOS ANGELES			10	100%	10
BLOUNT MEMORIAL HOSPITAL		9	1	10%	10
BROWARD HEALTH CARE			10	100%	10
ROCKLEDGE		1	9	90%	10
LONG ISLAND JEWISH VALLEY STREAM		10			10
CARDIOLOGY AND MEDICINE ASSOCIATES INC		10			10
DEVELOPMENTAL DISABILITIES DEFENDANT PROGRAM		10			10
CORE BIO LABS		5	5	50%	10
SOUTHEASTERN LABORATORY			10	100%	10
NIGHT LITE PEDIATRICS CENTER, LLC		1	9	90%	10
HCR MANORCARE		10			10
MHHS All Lab Subsection		10			10
ARCPPOINT LABS OF SARASOTA MANATEE			10	100%	10
EMERALD COAST PEDIATRICS			10	100%	10
ODYSSEY HEALTHCARE OF MARION COUNTY, LLC		10			10
NEW JERSEY DEPARTMENT OF HEALTH COMMUNICABLE DISEASE SERVICE		3	7	70%	10
NORTH OKALOOSA PHYSICIAN GROUP		10			10
COMMUNITY HEALTH CENTER		2	8	80%	10
PEDIATRIC HEALTH CARE ALLIANCE, P.A.			10	100%	10
BRASHEAR'S VITAL CARE CORP			10	100%	10
LEHIGH VALLEY HOSPITAL		3	7	70%	10
WATERCREST ST LUCIE WEST		10			10
CHEMISYS LABORATORIES		1	8	89%	9
BOCA RATON REGIONAL HOSPITAL LAB			9	100%	9
ACCESS 365 URGENT CARE		7	2	22%	9
FIRST CHOICE PEDIATRICS WINTER SPRINGS		9			9
NORTH FLORIDA INTEGRATIVE MEDICINE		5	4	44%	9
MICHIGAN DEPARTMENT OF HEALTH AND HUMAN SERVICES			9	100%	9
ADVENT HEALTH - KISSIMMEE			9	100%	9

COVID-19: testing by laboratory

Data through Nov 28, 2020 verified as of Nov 29, 2020 at 09:25 AM

Data in this report are provisional and subject to change.

The numbers in the table below represent the number of Florida and non-Florida residents for whom test results were received by the Department of Health. A person can be tested by more than one laboratory and can have both positive and negative results. **Therefore, the sum of the numbers in each column will be larger than the total number of people tested.**

Reporting lab	Inconclusive	Negative	Positive	Percent positive	Total
GCPM MANUAL MICROBIOLOGY		1	8	89%	9
ADVANCED MEDICAL OF NAPLES LLC			9	100%	9
MINUTECLINIC DIAGNOSTIC OF RHODE ISLAND, LLC #590		9			9
FRICKS PHARMACY		8	1	11%	9
DIAGNOSTIC & CLINICAL CARE SERVICES INC DBA		9			9
THE TRADITION OF THE PALM BEACHES		9			9
MIAMI VA HEALTHCARE SYSTEM			9	100%	9
CAREHERE- LCS LEESBURG			9	100%	9
RENAISSANCE SENIOR LIVING		9			9
BLISS HEALTHCARE SERVICES			9	100%	9
WEST BROWARD CARE CENTER		8	1	11%	9
CARENOW URGENT CARE-MT JULIET		8	1	11%	9
FORT WALTON BEACH DEVELOPMENTAL CENTER		8	1	11%	9
TMH PHYSICIAN PARTNERS - MONTICELLO		8	1	11%	9
VILLAGE PLACE HEALTH AND REHAB		9			9
COLORADO DEPARTMENT OF PUBLIC HEALTH AND ENVIRONMENT			9	100%	9
LUCID DIAGNOSTICS LABS			9	100%	9
MORTON PLANT MEASE			9	100%	9
UNAVAILABLE/UNKNOWN/NO INFORMATION FOUND			9	100%	9
AFTER HOURS PEDIATRICS INC			9	100%	9
PORT SAINT JOHN FAMILY PRACTICE		6	3	33%	9
CHILDREN'S HEALTH CENTER INC.		7	2	22%	9
MID-FLORIDA PATHOLOGY, LLC		9			9
PHELPS HOSPITAL LABORATORY		9			9
CVS			9	100%	9
BASSETTI & ASSOCIATES, MD, PA			9	100%	9
PATHOGENIUS LABORATORIES		2	7	78%	9
PRECISION GENETICS			9	100%	9
Maury Regional Hospital		6	3	33%	9
INN AT LAKE SEMINOLE SQUARE, THE		9			9
MANOR CARE OF PALM HARBOR		9			9
MOUNT DORA PEDIATRICS		8	1	11%	9
OMNI			9	100%	9
AIM LABORATORIES			9	100%	9
BIOREFERENCE LABORATORIES			9	100%	9
MAGNOLIA PEDIATRICS		2	7	78%	9
HORIZON ALF		9			9
BAYONET POINT HOSPITAL			9	100%	9
ARNOT OGDEN MEDICAL CENTER LABORATORY		9			9
MAITLAND PRIMARY CARE		9			9
MEDEX REGIONAL LABORATORIES LLC		1	8	89%	9
BRANDON COMMUNITY HEALTH CENTER		2	7	78%	9
LYSTER ACH FT RUCKER AL		8	1	11%	9
LPG PEDIATRICS AT PAGE FIELD		9			9
EMERALD COAST BEHAVIORAL HOSPITAL		9			9
CRUCIAL CARE		7	2	22%	9

COVID-19: testing by laboratory

Data through Nov 28, 2020 verified as of Nov 29, 2020 at 09:25 AM

Data in this report are provisional and subject to change.

The numbers in the table below represent the number of Florida and non-Florida residents for whom test results were received by the Department of Health. A person can be tested by more than one laboratory and can have both positive and negative results. **Therefore, the sum of the numbers in each column will be larger than the total number of people tested.**

Reporting lab	Inconclusive	Negative	Positive	Percent positive	Total
PROJECT HEALTH INC		7	2	22%	9
BUREAU OF PUBLIC HEALTH		1	8	89%	9
PLYMOUTH HARBOR INCORPORATED		9			9
JEFFERSON K-12, A SOMERSET SCHOOL- CLINIC		8	1	11%	9
ADVENT HEALTH - WINTER HAVEN		5	4	44%	9
PRIME HEALTH OF NORTH PORT LLC		7	2	22%	9
RIVERSIDE MEDICAL GROUP		8	1	11%	9
HEALTHMARK REGIONAL HOSPITAL LAB		4	4	50%	8
HARBORCHASE OF DR PHILLIPS		7	1	13%	8
BONIFAY NURSING AND REHAB CENTER			8	100%	8
SAMARITAN MEDICAL CENTER		8			8
GRAND OAKS OF PALM CITY LLC		8			8
GLEN OAKS URGENT CARE		8			8
RICHMOND UNIVERSITY MEDICAL CENTER		7	1	13%	8
ROBERT WOOD JOHNSON HOSPITAL		7	1	13%	8
BRIDGEVIEW CENTER LLC		6	2	25%	8
GROWING TOGETHER PEDIATRICS, LLC		7	1	13%	8
THE WOLFF CENTER FOR CHILD & ADOLESCENT HEALTH			8	100%	8
UC HEALTH UNIVERSITY HOSPITAL		7	1	13%	8
PIONEER CLINICAL LAB LLC		6	2	25%	8
INTERNAL MEDICINE ASSOCIATES OF JACKSON HOSPITAL			8	100%	8
NEMOURS CHILDREN'S URGENT CARE, ORLANDO - WATERFORD LAKES			8	100%	8
MEDEXPRESS URGENT CARE - WEST TAMPA			8	100%	8
MINUTECLINIC LLC #3705		7	1	13%	8
FHCP-ORANGE CITY			8	100%	8
Coastal Health and Rehabilitation Center		7	1	13%	8
GENE STREET LABORATORIES, LLC		6	2	25%	8
NORTH PINELLAS STATMED QUICK QUALITY CLINICS		5	3	38%	8
PEDIATRIC HEALTH CARE ALLIANCE PA			8	100%	8
SOMERBY OF SANTA ROSA BEACH		8			8
X-GENE MOLECULAR LABS		1	7	88%	8
WHITE SANDS OUTPATIENT SERVICES (WSOP SERVICES LLC		8			8
CIAN DIAGNOSTICS			8	100%	8
JUST FOR KIDS PEDIATRICS		2	6	75%	8
NORTHERN WESTCHESTER HOSPITAL LABORATORY		7	1	13%	8
NORTH PINELLAS CHILDRENS MEDICAL CENTER			8	100%	8
LAKEVIEW INTERNAL MEDICINE		4	4	50%	8
MID-HUDSON VALLEY DIVISION OF WESTCHESTER MEDICAL		8			8
PATEL MEDICAL VENTURES		7	1	13%	8
EXECUTIVE MEDICAL SERVICES		8			8
Bayside Health and Rehabilitation		7	1	13%	8
MONTEFIORE ST LUKE'S CORNWALL HOSPITAL		7	1	13%	8
LIFE CARE CITRUS COUNTY			8	100%	8
JX REF LAB			8	100%	8
PARROTT MEDICAL CLINIC			8	100%	8
GENEUS DIAGNOSTICS			8	100%	8

COVID-19: testing by laboratory

Data through Nov 28, 2020 verified as of Nov 29, 2020 at 09:25 AM

Data in this report are provisional and subject to change.

The numbers in the table below represent the number of Florida and non-Florida residents for whom test results were received by the Department of Health. A person can be tested by more than one laboratory and can have both positive and negative results. **Therefore, the sum of the numbers in each column will be larger than the total number of people tested.**

Reporting lab	Inconclusive	Negative	Positive	Percent positive	Total
MICHIGAN DEPARTMENT OF COMMUNITY HEALTH		1	7	88%	8
GOLISANO CHILDREN'S HOSPITAL OF SOUTHWEST FLORIDA		6	2	25%	8
MINUTECLINIC DIAGNOSTICS MEDICAL GROUP		8			8
MARQUES PEDIATRICS			8	100%	8
SYNIVERSE WELLNESS CENTER		6	2	25%	8
ALACHUA COUNTY HEALTH DEPARTMENT		1	7	88%	8
UNIVERSITY MEDICAL CENTER		8			8
Cleveland Clinic Laboratories		4	4	50%	8
ALLINA HEALTH - ABBOTT NORTHWESTERN HOSPITAL		5	3	38%	8
RAINBOW PEDIATRICS			8	100%	8
NATURE COAST REGIONAL MEDICAL CENTER			8	100%	8
STATEN ISLAND UNIVERSITY HOSPITAL SEGUINE AVE		8			8
ST. JOSEPH HOSPITAL AND HEALTH CARE INC.			8	100%	8
ST ANTHONYS REHABILITATION HOSPITAL		7	1	13%	8
MORRIS PARK URGENT CARE		5	3	38%	8
FLORIDA HOSPITAL WINTER GARDEN		7	1	13%	8
METHODIST MEDICAL CENTER		6	2	25%	8
REDMED CLINIC OF ARLINGTON		7	1	13%	8
AYERS HEALTH & REHABILITATION CENTER		8			8
HOLY NAME MEDICAL CENTER	1	6	1	13%	8
MOSOLF PEDIATRICS			8	100%	8
COLLIER COUNTY HEALTH DEPT.		4	4	50%	8
MINUTE CLINIC DIAGNOSTIC OF VIRGINIA		5	3	38%	8
SYLVESTER AT PLANTATION LABORATORY		7	1	13%	8
DOCTOR'S IN-HOUSE LAB/COMMUNITY HEALTH CENTERS OF PINELLAS - CLEARWATE			8	100%	8
CABANA AT JENSEN DUNES, THE		8			8
BEAUMONT EMERGENCY CENTER			8	100%	8
OHIO CVS STORES, LLC DBA		8			8
EC OPCO PENSACOLA, LLC		8			8
ATLANTIC CONSOLIDATED LABORATORY		8			8
ARTHREX MEDICAL CENTER		5	3	38%	8
DOCTOR'S IN HOUSE LAB			8	100%	8
INNOVATIVE RESEARCH OF WEST FLORIDA		6	2	25%	8
BAPTIST OUTPATIENT			8	100%	8
FLUSHING HOSPITAL MEDICAL CENTER		6	2	25%	8
SAN JOSE SENIOR CARE LLC		5	3	38%	8
VETERAN AFFAIRS MEDICAL CENTER - JAMES J PETERS		6	2	25%	8
MARKET STREET VIERA		8			8
LAKE MORTON PLAZA		7			7
BAPTIST MEMORIAL HEALTH CARE		7			7
HEALTH NETWORK LABORATORIES		6	1	14%	7
FLORIDA HOSPITAL KISSIMMEE		4	3	43%	7
ADVENT HEALTH - CARROLLWOOD			7	100%	7
DOCTOR'S IN-HOUSE LAB/COMMUNITY HEALTH CENTERS OF PINELLAS -PINELLAS P			7	100%	7
ORMOND BEACH CENTRA CARE			7	100%	7
QUE		4	3	43%	7

COVID-19: testing by laboratory

Data through Nov 28, 2020 verified as of Nov 29, 2020 at 09:25 AM

Data in this report are provisional and subject to change.

The numbers in the table below represent the number of Florida and non-Florida residents for whom test results were received by the Department of Health. A person can be tested by more than one laboratory and can have both positive and negative results. **Therefore, the sum of the numbers in each column will be larger than the total number of people tested.**

Reporting lab	Inconclusive	Negative	Positive	Percent positive	Total
LABORATORY SPECIALIST OF MICHIGAN			7	100%	7
MEDLABS DIAGNOSTICS		7			7
HAWTHORN HOUSE		7			7
RIVER OAKS TREATMENT CENTER			7	100%	7
MOLECULAR PATHOLOGY LABORATORY			7	100%	7
Rosewood Healthcare and Rehabilitation Center		5	2	29%	7
AVENTURA HOSPITAL AND MEDICAL CENTER			7	100%	7
WELLMED AT PORT ST LUCIE WEST		6	1	14%	7
UNIVERSITY OF WASHINGTON MEDICAL CENTER			7	100%	7
MONTEFIORE NYACK HOSPITAL AFFILIATED LABORATORY		7			7
NOVANT HEALTH INPATIENT CARE		2	5	71%	7
TOTAL ACCESS URGENT CARE			7	100%	7
STEWART MEDICAL GROUP INC			7	100%	7
ALACHUA			7	100%	7
THE MARY IMOGENE BASSETT HOSPITAL		7			7
AUBURN COMMUNITY HOSPITAL		6	1	14%	7
SUPERIOR RESIDENCES OF PANAMA CITY BEACH		6	1	14%	7
SOUTHEASTERN OUTPATIENT SURGERY CENTER		7			7
MIDMICHIGAN MEDICAL CENTER			7	100%	7
PALM BAY HOSPITAL CLINICAL LABORATORY			7	100%	7
PHYSICIANS STAT LAB INC		3	4	57%	7
VIRTUA VOORHEES HOSPITAL		5	2	29%	7
SOUTH NASSAU COMMUNITIES HOSPITAL		5	2	29%	7
BAPTIST PRIMARY CARE PONTE VEDRA		4	3	43%	7
JFK MEDICAL CENTER NORTH LAB			7	100%	7
Ocoee Health Care Center		7			7
DOH-TAMPA BRANCH LABORATORY (MLK BLVD)		3	4	57%	7
BVL PEDIATRICS		7			7
CARENOW URGENT CARE-MADISON		7			7
TRUE HEALTH DIAGNOSTICS		1	6	86%	7
BARTON PARKER OD PC		7			7
ROBERT H JENKINS JR VETERANS' DOMICILIARY HOME OF		7			7
MERCY MEDICAL URGENT CARE CENTER INC		2	5	71%	7
LAKEVIEW HEALTH SYSTEMS			7	100%	7
SURGOINSVILLE PHARMACY		7			7
FLORIDA CENTER FOR DERMATOLOGY LABORATORY			7	100%	7
LIFE CARE CENTER OF PORT ST. LUCIE		4	3	43%	7
FLORIDA CLINICAL LAB			7	100%	7
MINUTECLINIC DIAGNOSTIC		7			7
GENESIS		4	3	43%	7
ONEIDA HEALTHCARE CENTER		7			7
INTERMOUNTAIN CENTRAL LAB		1	6	86%	7
MEDRITE MEDICAL CARE, PC		1	6	86%	7
WASHINGTON REHAB AND NURSING		7			7
JOHNS HOPKINS MEDICAL LABORATORIES		1	6	86%	7
SCHOOL OF PHARMACY AND PHARMACEUTICAL		7			7

COVID-19: testing by laboratory

Data through Nov 28, 2020 verified as of Nov 29, 2020 at 09:25 AM

Data in this report are provisional and subject to change.

The numbers in the table below represent the number of Florida and non-Florida residents for whom test results were received by the Department of Health. A person can be tested by more than one laboratory and can have both positive and negative results. **Therefore, the sum of the numbers in each column will be larger than the total number of people tested.**

Reporting lab	Inconclusive	Negative	Positive	Percent positive	Total
HEARTLAND PEDIATRICS OF LAKE PLACID			7	100%	7
MD PLUS URGENT CARE, LLC			7	100%	7
TOWERS HOME CARE		7			7
NORTHSHORE UNIVERSITY HEALTHSYSTEM EVANSTON HOSPITAL LAB			7	100%	7
CARENOW URGENT CARE-BRENTWOOD		5	2	29%	7
RAINBOW PEDIATRIC CENTER		1	6	86%	7
WEINBERG VILLAGE		7			7
OPIS COQUINA CENTER		7			7
EMERGENCY MEDICAL CENTER		2	5	71%	7
OSPREY VILLAGE AT AMELIA ISLAND LTD		7			7
HUNTINGTON STATION URGENT CARE		7			7
ARCHBOLD MEMORIAL HOSPITAL/LAB		3	4	57%	7
AMERICAN HOUSE COCONUT POINT		5	2	29%	7
DEPARTMENT OF HEALTH- CITRUS COUNTY			7	100%	7
HEALTH CARE LABORATORY SERVICES		1	6	86%	7
VETERANS AFFAIRS MEDICAL CENTER - OUTPATIENT			7	100%	7
DORAL URGENT CARE			7	100%	7
GULF COAST MEDICAL GROUP		2	5	71%	7
OAKBROOK HEALTH AND REHABILITATION CENTER	1	6			7
PROHEALTH CARE ASSOCIATES MOBILE		5	2	29%	7
LEE COUNTY HEALTH DEPARTMENT		4	3	43%	7
BIOTECH CLINICAL LABORATORIES, INC.			7	100%	7
LEPE'S HOUSE			7	100%	7
COLONY CARE CENTER			7	100%	7
AVON PARK PEDIATRICS			7	100%	7
EASTERN SHORE URGENT CARE		4	3	43%	7
MERCY MEDICAL CENTER		3	4	57%	7
DIAGNOSTIC CLINIC		6	1	14%	7
ALLEGRO - TAMPA	1	4	2	29%	7
FAMILY AND INTERNAL MEDICINE AT AVALON PARK		5	2	29%	7
MEDEXPRESS URGENT CARE PALM BEACH GARDENS			7	100%	7
CAPE CORAL HOSPITAL ABG LABORATORY		2	4	67%	6
LAB UNKNOWN		6			6
ADVENTHEALTH MEDICAL GROUP		6			6
JERSEY SHORE MEDICAL CENTER		6			6
RIVERVIEW REGIONAL MEDICAL CENTER		6			6
EAR NOSE AND THROAT ASSOCIATES OF MANATEE, P.A.		6			6
LAWTON CHILES HEALTH CENTER		1	5	83%	6
BAPTIST HEALTH			6	100%	6
CRESTVIEW URGENT CARE			6	100%	6
MONROE COUNTY HOSPITAL		4	2	33%	6
BIOREFERENCE LABORATORIES INC		2	4	67%	6
DOH JACKSONVILLE CENTRAL LABORATORY		3	3	50%	6
CAPITAL HEALTH PLAN LABORATORIES			6	100%	6
BETH ISRAEL DEACONESS MEDICAL CENTER			6	100%	6
PALM BEACH PEDIATRICS			6	100%	6

COVID-19: testing by laboratory

Data through Nov 28, 2020 verified as of Nov 29, 2020 at 09:25 AM

Data in this report are provisional and subject to change.

The numbers in the table below represent the number of Florida and non-Florida residents for whom test results were received by the Department of Health. A person can be tested by more than one laboratory and can have both positive and negative results. **Therefore, the sum of the numbers in each column will be larger than the total number of people tested.**

Reporting lab	Inconclusive	Negative	Positive	Percent positive	Total
EMERITUS AT NAPLES		6			6
HERNANDO COUNTY FIRE RESCUE DISTRICT		2	4	67%	6
ISLAND COAST PEDIATRICS IN-HOUSE LAB		6			6
MIAMI CLINICAL RESEARCH CORP			6	100%	6
TEXAS DEPARTMENT OF STATE HEALTH SERVICES		2	4	67%	6
LAKE PARK OF MADISON		5	1	17%	6
THE VILLAGES REGIONAL HOSPITAL FREESTANDING		3	3	50%	6
TAMIAMI LAB MILLENIUM			6	100%	6
Life Care Center at Inverrary		6			6
NORTHWEST FLORIDA SLEEP			6	100%	6
TEXAS MEDCLINIC			6	100%	6
SONORA QUEST LABORATORIES			6	100%	6
CHAMBREL AT ISLAND LAKE		6			6
AARK LABORATORY		6			6
COASTAL SKIN SURGERY AND DERMATOLOGY		3	3	50%	6
RIVERSIDE RECOVERY OF TAMPA		6			6
Northwell Lab		2	4	67%	6
UNILAB		2	4	67%	6
ORANGE BLOSSOM FAMILY HEALTH		6			6
VENICE REGIONAL MEDICAL CENTER BAYFRONT HEALTH		1	5	83%	6
STUART REHABILITATION AND HEALTHCARE		2	4	67%	6
FREEDOM INN AT TARPON SPRINGS		6			6
GRACE REHABILITATION CENTER OF VERO BEACH		4	2	33%	6
GESSLER CLINIC PA		4	2	33%	6
PEDIATRICS OF CENTRAL FLORIDA		4	2	33%	6
MERCY HEALTH—MUSKEGON		5	1	17%	6
THE TERRACE AT IVY ACRES ALF		6			6
WILDLIGHT LAB			6	100%	6
UNIVERSITY HOSPITAL UC HEALTH		6			6
HOWARD BEACH URGENT CARE		6			6
UR CARE FAMILY AND SPORTS MEDICINE			6	100%	6
DARDEN WELLNESS CENTER		5	1	17%	6
WACO HHSSURGEWACO	1	4	1	17%	6
BOCA VIPEDIATRICS			6	100%	6
RESEARCH CENTERS OF AMERICA, LLC		5	1	17%	6
TIMBER CREEK PEDIATRICS		6			6
BAPTIST PEDIATRICS		6			6
JACKSON CLINIC PA,THE		3	3	50%	6
PALMETTO HEALTH ALLIANCE		3	3	50%	6
NEW YORK PRESBYTERIAN - LOWER MANHATTAN		6			6
WILLOW BROOKE COURT AT AZALEA TRACE		6			6
HERNANDO ENDOSCOPY AND SURGERY CENTER		4	2	33%	6
VRL EUROFINIS		4	2	33%	6
LUMADOC HEALTH		4	2	33%	6
GENTRY PARK ORLANDO ASSISTED LIVING		6			6
COASTAL INTERNAL MEDICINE		6			6

COVID-19: testing by laboratory

Data through Nov 28, 2020 verified as of Nov 29, 2020 at 09:25 AM

Data in this report are provisional and subject to change.

The numbers in the table below represent the number of Florida and non-Florida residents for whom test results were received by the Department of Health. A person can be tested by more than one laboratory and can have both positive and negative results. **Therefore, the sum of the numbers in each column will be larger than the total number of people tested.**

Reporting lab	Inconclusive	Negative	Positive	Percent positive	Total
BAYCARE ALLIANT HOSPITAL			6	100%	6
WATAUGA MEDICAL CENTER		4	2	33%	6
METROPOLITAN HOSPITAL CENTER		6			6
THE PALACE AT HOMESTEAD		6			6
PENN MEDICINE PRINCETON MEDICAL CENTER		6			6
FLORIDA WOMAN CARE LABORATORY			6	100%	6
PATHGROUP LABS, LLC		4	2	33%	6
DOCTORS CLINICAL LABORATORY, INC		5	1	17%	6
BISHOP GRADY VILLAS		6			6
WYOMING COUNTY COMMUNITY HOSPITAL LABORATORY		6			6
PROHEALTH MED		1	5	83%	6
SOUTHCOR LABORATORY		2	4	67%	6
ARLINGTON OF NAPLES		6			6
JUPITER MEDICAL CENTER			6	100%	6
WHITE WILSON MEDICAL CENTER PA - NAVARRE			6	100%	6
SAMARITAN HOSPITAL LABORATORY		6			6
SAINT PETER'S UNIVERSITY HOSPITAL		6			6
Wiregrass Rehabilitation Center and Nursing Home		6			6
PUBLIC HEALTH LAB		6			6
BARNETT PARK			6	100%	6
ROADS PEDIATRICS,LLC		5	1	17%	6
SOUTH CAROLINA DEPARTMENT OF HEALTH			6	100%	6
GENETIC TECHNOLOGICAL INNOVATIONS			6	100%	6
BROOKDALE PANAMA CITY		5	1	17%	6
MARIANNA HEALTH AND REHABILITATION CENTER		6			6
CAREWELL 301 - WARWICK			6	100%	6
VALLEY IMMEDIATE CARE		5	1	17%	6
ETHOS LABORATORIES		6			6
CARROLL GARDENS URGENT CARE		6			6
ENIGMA DIAGNOSTIC, INC.			6	100%	6
AMBRY GENETICS CORPORATION		6			6
SONATA COCONUT CREEK		4	2	33%	6
THE COLLIER AT NAPLES		6			6
FLORIDA MEDICAL SPECIALISTS		2	4	67%	6
BROOKDALE CLERMONT			5	100%	5
MINUTECLINIC DIAGNOSTIC OF PENNSYLVANIA, LLD #1545		5			5
PROFESSIONAL PEDIATRICS		5			5
MEADOWCREST MOLECULAR DIAGNOSTICS, LLC			5	100%	5
GUTHRIE MEDICAL GROUP LABORATORIES		5			5
LAB UNKNOWN			5	100%	5
ST JOHNS BIOMEDICAL LAB		5			5
WEST PACIFIC MEDICAL LABORATORY			5	100%	5
FLORIDA HOSPITAL LAKE MARY		5			5
DEBARY HEALTH AND REHABILITATION CENTER		5			5
WEST		2	3	60%	5
BIOTECH			5	100%	5

COVID-19: testing by laboratory

Data through Nov 28, 2020 verified as of Nov 29, 2020 at 09:25 AM

Data in this report are provisional and subject to change.

The numbers in the table below represent the number of Florida and non-Florida residents for whom test results were received by the Department of Health. A person can be tested by more than one laboratory and can have both positive and negative results. **Therefore, the sum of the numbers in each column will be larger than the total number of people tested.**

Reporting lab	Inconclusive	Negative	Positive	Percent positive	Total
BAY PINES MEDICAL ASSOCIATES		1	4	80%	5
ALEXANDER NININGER STATE VETERANS		5			5
MANATEE PEDIATRICS			5	100%	5
BOND CLINIC, PA			5	100%	5
OMNICARE PHARMACY OF TEXAS 1, LP DBA OMNICARE		5			5
MEDEXPRESS URGENT CARE - JAX ATLANTIC BLVD			5	100%	5
MD NOW MEDICAL CENTERS INC			5	100%	5
HEALTHCARE NOW			5	100%	5
ARIZONA DEPARTMENT OF HEALTH SERVICES			5	100%	5
PUBLIC SQUARE PHARMACY LLC		5			5
ROHR HOME		4	1	20%	5
FLORIDA DEPARTMENT OF HEALTH IN CALHOUN COUNTY		4	1	20%	5
WADSWORTH CENTER - DAVID AXELROD INSTITUTE		5			5
AEL KNOXVILLE			5	100%	5
ST CHARLES HOSPITAL LABORATORY		5			5
WIREGRASS CLINIC LLC		3	2	40%	5
LAKEVIEW HEALTH CARE SYSTEMS		1	4	80%	5
Good Samaritan Society Kissimmee Village		5			5
COLONY CLUB ALF, THE		5			5
MEDICAL CENTER OF BLOUNTSTOWN			5	100%	5
ST LUKES ROOSEVELT LABORATORY		5			5
MONTEFIORE MEDICAL CENTER LABORATORIES - NORTH		5			5
NORTHERN DUTCHESS HOSPITAL LABORATORY		5			5
COMPREHENSIVE CHILDCARE ASSOCIATES		5			5
AZALEA HEALTH		2	3	60%	5
PEDIATRICS OF CENTRAL FLORIDA - POINCIANA		3	2	40%	5
CLEVELAND CLINIC MARTIN HEALTH NURSING & RESTORATIVE		5			5
PRECISION DIAGNOSTICS INC - NJ		5			5
BEACH HOUSE		5			5
CENTREX CLINICAL LABS INC		5			5
RIVER CITY PRIMARY AND URGENT CARE			5	100%	5
INNOVATION CLINICAL TRIALS, INC			5	100%	5
FREEDOM SQUARE NURSING CENTER			5	100%	5
PEDIATRIC HEALTH CARE ALLIANCE, PA			5	100%	5
PERSONAL PEDIATRICS PA		4	1	20%	5
NORTH FLORIDA PEDIATRICS JASPER			5	100%	5
PENINSULA CARE AND REHABILITATION CENTER			5	100%	5
ADVENT HEALTH - FOUR CORNERS ER		5			5
XRL SXF REF LAB		5			5
OHIO STATE UNIVERSITY MEDICAL CENTER			5	100%	5
LUXOR SCIENTIFIC LLC			5	100%	5
LAKE WALES OPERATING GROUP LLC		5			5
DIEGO FALLON MD PA		3	2	40%	5
MONTEFIORE MEDICAL CENTER LABORATORIES - WEILER		4	1	20%	5
PARAMOUNT WALK-IN CLINIC		1	4	80%	5
MC DIAGNOSTIC OF CONNECTICUT, PC #1960		5			5

COVID-19: testing by laboratory

Data through Nov 28, 2020 verified as of Nov 29, 2020 at 09:25 AM

Data in this report are provisional and subject to change.

The numbers in the table below represent the number of Florida and non-Florida residents for whom test results were received by the Department of Health. A person can be tested by more than one laboratory and can have both positive and negative results. **Therefore, the sum of the numbers in each column will be larger than the total number of people tested.**

Reporting lab	Inconclusive	Negative	Positive	Percent positive	Total
APOLLO HEALTH & REHABILITATION		2	3	60%	5
BETHESDA COMMUNITY HEALTH CENTER			5	100%	5
ST JOSEPH WOMENS HOSPITAL			5	100%	5
THE UNIVERSITY OF VERMONT MEDICAL CENTER		4	1	20%	5
BROWARD COUNTY HEALTH DEPT.			5	100%	5
BROOKDALE FORT MYERS CYPRESS LAKE		5			5
BAYSHORE LABORATORY		4	1	20%	5
EAR NOSE & THROAT ASSOCIATES OF MANATEE PA		5			5
FRANCES WARDE MEDICAL LABORATORY		2	3	60%	5
ALCOVE ASSISTED LIVING FACILITY		5			5
PEDIATRICS OF ALTAMONTE		5			5
VIERA MANOR ASSISTED LIVING RESIDENCE		5			5
VASCONCELLO COHEN MD PA		4	1	20%	5
THE CLINIC PREMISE HEALTH			5	100%	5
COMMUNITY MEDICAL CARE CENTER INC			5	100%	5
MACKOUL PEDIATRICS FORT MYERS			5	100%	5
GLEN FALLS HOSPITAL DEPARTMENT OF PATHOLOGY		5			5
HEALTHPARK MEDICAL CENTER ABG LAB		5			5
BUECHELE DENTAL PA DBA CLERMONT FAMILY DENTISTRY		5			5
MINUTECLINIC MINUTECLINIC #8746		5			5
GOOD SAMARITAN SOCIETY OF DAYTONA		5			5
MINUTECLINIC DIAGNOSTIC OF PA, LLC (1036)		4	1	20%	5
RESOLVE MOLECULAR DIAGNOSTICS		5			5
ELLIS HOSPITAL LABORATORY		5			5
FINLAY		1	4	80%	5
NELSON BIOLOGICAL			5	100%	5
KINDRED HOSPITAL		4	1	20%	5
COMMUNITY HEALTH OF SOUTH FLORIDA			5	100%	5
NORTHWESTERN MEMORIAL HOSPITAL			5	100%	5
THOMAS JEFFERSON UNIVERSITY HOSPITAL		4	1	20%	5
WESTCHESTER GENERAL HOSPITAL BLOOD GAS LAB			5	100%	5
CENTRA CARE POINCIANA			5	100%	5
MANATEE COUNTY JAIL		4	1	20%	5
MINUTECLINIC, LLC, DBA MINUTECLINIC #2544		5			5
COOPER HOSPITAL/UNIVERSITY MEDICAL		5			5
URGENT CARE OF LONGWOOD			5	100%	5
FLORIDA DEPARTMENT OF HEALTH - INVERNESS		3	2	40%	5
WOODHULL MEDICAL AND MENTAL HEALTH CTR		5			5
OCALA OAKS REHABILITATION CENTER		4	1	20%	5
TANNER MEDICAL CENTER EAST AL		5			5
MOUNT SINAI BROOKLYN LABORATORY		4	1	20%	5
PRECISION LABS LLC		2	3	60%	5
ARDEN COURTS OF FORT MYERS		5			5
CRESTWOOD MEDICAL CENTER		4	1	20%	5
WELLMED AT LAKE COPELAND		2	3	60%	5
UPMC HEALTH SYSTEM		4	1	20%	5

COVID-19: testing by laboratory

Data through Nov 28, 2020 verified as of Nov 29, 2020 at 09:25 AM

Data in this report are provisional and subject to change.

The numbers in the table below represent the number of Florida and non-Florida residents for whom test results were received by the Department of Health. A person can be tested by more than one laboratory and can have both positive and negative results. **Therefore, the sum of the numbers in each column will be larger than the total number of people tested.**

Reporting lab	Inconclusive	Negative	Positive	Percent positive	Total
MAXHEALTH		4	1	20%	5
ST VINCENT'S CHILTON		4	1	20%	5
INSTITUTE OF PATHOLOGY KINGS COUNTY		5			5
PATHLINE			5	100%	5
INTERNAL MEDICINE SPECIALISTS			5	100%	5
BAPTIST HEALTH - TOWN CENTER			5	100%	5
CONCENTRA			5	100%	5
FAMILY HEALTH CENTERS OF SOUTHWEST FLORIDA INC			5	100%	5
TENNESSEE DEPARTMENT OF HEALTH (TDH) - CENTRAL LABORATORY			5	100%	5
JOE DIMAGGIO CHILDREN'S HOSPITAL		1	4	80%	5
CHILDREN'S HOSPITAL OF PHILADELPHIA		5			5
BRENTWOOD RETIREMENT COMMUNITY		5			5
HUNTINGTON VILLAGE URGENT CARE		4			4
IRL MARKET LAB			4	100%	4
HCSO OCCUPATIONAL HEALTH AND WELLNESS CENTER		4			4
PALM HARBOR DERMATOLOGY		4			4
FLORIDA HEART AND VASCULAR			4	100%	4
Millennium Nursing & Rehab Center		4			4
AHC Decatur County		4			4
GOOD SAMARITAN SOCIETY OF DELAND		1	3	75%	4
CYPRESS COVE		4			4
TRIDENT BIOMETRICS		3	1	25%	4
HORIZON MEDICAL GROUP		4			4
ALBIBI		1	3	75%	4
JOSEPH SCHENKER MD PC DBA CENTERS URGENT		2	2	50%	4
Sunset Lake Health and Rehabilitation Center		4			4
NORTHPORT MEDICAL CENTER LAB		4			4
PENNSYLVANIA DEPARTMENT OF HEALTH BUREAU OF LABORATORIES			4	100%	4
PASSPORT HEALTH			4	100%	4
MORTON PLANT			4	100%	4
Belleair Healthcare Center		3	1	25%	4
GENEVA GENERAL HOSPITAL LABORATORY		3	1	25%	4
UF HEALTH			4	100%	4
REHABILITATION CENTER OF WINTER PARK,THE			4	100%	4
CARENOW URGENT CARE - WINTER SPRINGS		3	1	25%	4
MIAMI CANCER INSTITUTE			4	100%	4
ILLINOIS DEPT OF PUBLIC HEALTH LAB - SPRINGFIELD			4	100%	4
HOLLEY NAVARRE MEDICAL CLINIC			4	100%	4
PEDIATRIC HEALTHCARE ALLIANCE			4	100%	4
CAPE COD HOSPITAL			4	100%	4
CVS MINUTE CLINIC DIAGNOSTIC OF NORTH CAROL		4			4
SH HERON EAST LLC		4			4
FHCP - ORMOND BEACH			4	100%	4
IU HEALTH PATHOLOGY			4	100%	4
OSWEGO HOSPITAL LABORATORY		4			4
DIAGNOSTECHS		4			4

COVID-19: testing by laboratory

Data through Nov 28, 2020 verified as of Nov 29, 2020 at 09:25 AM

Data in this report are provisional and subject to change.

The numbers in the table below represent the number of Florida and non-Florida residents for whom test results were received by the Department of Health. A person can be tested by more than one laboratory and can have both positive and negative results. **Therefore, the sum of the numbers in each column will be larger than the total number of people tested.**

Reporting lab	Inconclusive	Negative	Positive	Percent positive	Total
ACCESS PHARMACY		4			4
Westminster Manor		3	1	25%	4
ORLANDO HEALTH PHYSICIAN ASSOCIATES		3	1	25%	4
SARASOTA - ROBERT L TAYLOR COMMUNITY CENTER			4	100%	4
FHMG_FM AND IM AVALON PARK		1	3	75%	4
OMNICARE PHARMACY OF TEXAS 1		4			4
MD BEAUTY LABS, PA		4			4
INTERMARKET FACILITY			4	100%	4
ACCENT PHYSICIAN SPECIALISTS PA		4			4
BAYA URGENT CARE LLC		1	3	75%	4
ST. CLOUD REGIONAL MEDICAL CENTER		4			4
MAIMONIDES MEDICAL CENTER		3	1	25%	4
BARBARA O'REILLY MD PA		4			4
GENUS DIAGNOSTICS			4	100%	4
BIO-TECH CLINICAL LABORATORIES			4	100%	4
MOOSEHAVEN HEALTH CENTER		1	3	75%	4
CONCENTRA URGENT CARE		1	3	75%	4
TRINITY REGIONAL REHAB CENTER		4			4
RADIOLOGY ASSOCIATES OF VENICE AND ENGLEWOOD		4			4
BAY STREET PHARMACY		4			4
CENTER ONE SURGERY CENTER		3	1	25%	4
CARENOW URGENT CARE - EAST NASHVILLE		4			4
STEWART ROCKLEDGE HOSPITAL			4	100%	4
NEW HAMPSHIRE DEPARTMENT OF HEALTH AND HUMAN SERVICES		3	1	25%	4
Golfview Healthcare Center		4			4
FLORIDA HOSPITAL ALTAMONTE		2	2	50%	4
CARE HERE			4	100%	4
FISHERMEN'S HOSPITAL			4	100%	4
DOTHAN PEDIATRIC CLINIC			4	100%	4
KANSAS DEPARTMENT OF HEALTH		2	2	50%	4
MAINSTREAM DIAGNOSTIC LABORATORY LLC		4			4
LYNMOORE,THE		4			4
INFECTION CONTROL/ EMPHEALTH		3	1	25%	4
MEDEX MEDICAL EXPRESS OF PALATKA LLC			4	100%	4
BAYLOR ESOTERIC AND MOLECULAR LAB			4	100%	4
SOUTHEASTERN REGIONAL MEDICAL CENTER			4	100%	4
COLUMBIA MEMORIAL HOSPITAL LABORATORY		4			4
YAZJI PEDIATRIC CARE LLC DBA TUKA PEDIATRICS			4	100%	4
BIOTEST PLASMA CENTER		4			4
NEWPATH DIAGNOSTICS		4			4
ANY LAB TEST NOW INC			4	100%	4
JACKSON COUNTY HEALTH DEPARTMENT			4	100%	4
NORTHWEST FLORIDA ENT, PA		3	1	25%	4
FLORIDA CANCER SPECIALISTS AND RESEARCH		2	2	50%	4
EGL GENETICS DIAGNOSTICS			4	100%	4
COOPER FAMILY MEDICAL PLLC		3	1	25%	4

COVID-19: testing by laboratory

Data through Nov 28, 2020 verified as of Nov 29, 2020 at 09:25 AM

Data in this report are provisional and subject to change.

The numbers in the table below represent the number of Florida and non-Florida residents for whom test results were received by the Department of Health. A person can be tested by more than one laboratory and can have both positive and negative results. **Therefore, the sum of the numbers in each column will be larger than the total number of people tested.**

Reporting lab	Inconclusive	Negative	Positive	Percent positive	Total
CORNERSTONE MEDICAL CARE OF BRANDON PL		4			4
UNIVERSITY OF CHICAGO MEDICAL CENTER LAB			4	100%	4
EPIC REFERENCE LABS INC			4	100%	4
PALM BEACH COUNTY HEALTH DEPARTMENT LABORATORY			4	100%	4
EXPRESS TESTING-ONE			4	100%	4
GEORGE SAFRAN MD PC		4			4
MINUTECLINIC, LLC #03965		4			4
CELERION			4	100%	4
COVENIENT CARE MEDICAL CLINIC			4	100%	4
NORTHBROOK CENTER FOR□		4			4
FCHC (OB)-DARWIN SQUARE CTR.			4	100%	4
CVS MINUTE CLINIC DIAGNOSTIC OF TEXAS,LLC		3	1	25%	4
Walker BaptistMedCtr		3	1	25%	4
OSPREY LODGE		4			4
BRADENTON PHYSICIANS MEDICAL CENTER			4	100%	4
GNT ASSOCIATES		3	1	25%	4
LORI MCAULIFFE MD PA			4	100%	4
DESOTO HEALTH AND REHAB LLC		2	2	50%	4
OCOE PEDIATRICS		4			4
BAYCARE MEDICAL GROUP INC			4	100%	4
BENEVA LAKES HEALTHCARE & REHAB CENTER			4	100%	4
PANCARE HEALTH YOUNGSTOWN			4	100%	4
SANFORD SOUTH UNIVERSITY		4			4
LITTLE PINE PEDIATRICS PLLC		4			4
PRIME CARE ONE LLC/HARBORCHASE OF VENICE			4	100%	4
UNION CITY MANOR NURSING CENTER		4			4
DTR LABS		3	1	25%	4
VITAL CARE URGENT CARE			4	100%	4
NEMOURS CHILDREN'S PRIMARY CARE VERO BEACH			4	100%	4
LONG ISLAND JEWISH FOREST HILLS HOSPITAL		4			4
VERMONT DEPARTMENT OF HEALTH		1	3	75%	4
ADVENT HEALTH - DELTONA ER		1	3	75%	4
MEDEXPRESS URGENT CARE BOCA RATON			4	100%	4
WYOMING PUBLIC HEALTH LAB			4	100%	4
SOUTHEASTERN PEDIATRIC ASSOCIATES			4	100%	4
OKLAHOMA STATE UNIVERSITY DIAGNOSTIC LAB			4	100%	4
DOLPHIN POINTE HEALTH CARE LLC			4	100%	4
KRYSTAL BAY NURSING AND REHABILITATION		2	2	50%	4
ELTINGVILLE CIRCLE URGENT CARE		4			4
MARION AND BERNARD L SAMSON NURSING CENTER			4	100%	4
SOUTHWESTERN REGIONAL MEDICAL CENTER - TULSA		4			4
MEMORIAL HEALTH CARE SYSTEMS			4	100%	4
ADVENTHEALTH EXPRESS CARE AT			4	100%	4
CAREWELL 202			4	100%	4
SUSANNA WESLEY HEALTH CENTER		4			4
ADVANCED DIAGNOSTIC LABORATORY			4	100%	4

COVID-19: testing by laboratory

Data through Nov 28, 2020 verified as of Nov 29, 2020 at 09:25 AM

Data in this report are provisional and subject to change.

The numbers in the table below represent the number of Florida and non-Florida residents for whom test results were received by the Department of Health. A person can be tested by more than one laboratory and can have both positive and negative results. **Therefore, the sum of the numbers in each column will be larger than the total number of people tested.**

Reporting lab	Inconclusive	Negative	Positive	Percent positive	Total
PREMIER MEDICAL ASSOCIATES		4			4
MEDEXPRESS PORT CHARLOTTE			4	100%	4
MARSHALL MEDICAL CENTER SOUTH LAB		3	1	25%	4
TRINITY MEDICAL ASSOCIATES LLC			4	100%	4
MEDICAL CENTER AT OCEAN REEF		1	3	75%	4
Consulate Health Care of Jacksonville			4	100%	4
CLEVELAND TENNESSEE HOSPITAL COMPANY		4			4
ORMOND MEDICAL ARTS		3	1	25%	4
PM PEDIATRICS OF SELDEN		3	1	25%	4
THE DOCTORS CENTER HEALTHCARE-SOUTHSIDE		1	3	75%	4
STEWART MEDICAL GROUP, INC		4			4
WAKEMED		1	3	75%	4
FIFTH AVENUE PEDIATRICS		3	1	25%	4
MACTOWN, INC		4			4
ECLRS		1	3	75%	4
CELAL GUROL ERBAY, MD			4	100%	4
CHILDREN'S HEALTHCARE OF ATLANTA/EGLESTON		4			4
ENGLEWOOD HOSPITAL AND MEDICAL CENTER		1	3	75%	4
MD ANDERSON			4	100%	4
MISSOURI DEPARTMENT OF HEALTH AND SENIOR SERVICES			4	100%	4
BENDERSON FAMILY SKILLED NURSING AND□		4			4
SHARP MEMORIAL HOSPITAL MICROBIOLOGY DEPT			4	100%	4
ROSLYN URGENT CARE		4			4
SIGNATURE CARE EMERGENCY CENTER		2	2	50%	4
M&V SAN JOSE MEDICAL CENTER			4	100%	4
FAMILY MEDICAL CARE OF PALM BEACH			4	100%	4
ADVENT HEALTH CENTRA CARE - ORANGE LAKE		1	3	75%	4
FIRST CHOICE PEDIATRICS INC		3	1	25%	4
DYNACARE LABORATORIES			4	100%	4
PALM BEACH CANCER INSTITUTE			4	100%	4
SONIC REFERENCE LABORATORY			4	100%	4
FAMILY MEDICINE OF WESTON LLC			3	100%	3
FLORIDA DEPARTMENT OF HEALTH IN MIAMI DADE COUNTY		2	1	33%	3
UNC HOSPITAL/MCLENDON CLINICAL LABORATORIES			3	100%	3
NOVANT HEALTH UVA			3	100%	3
BROOKDALE BRANDON		3			3
ALABAMA CLINICS		1	2	67%	3
MIDDLETOWN MEDICAL P C			3	100%	3
ALLIANCE LABS @LRMC			3	100%	3
VIDANT MEDICAL CENTER			3	100%	3
PPD - IXLAYER		3			3
VIERA HOSPITAL, INC			3	100%	3
CITIZENS BAPTIST MEDICAL CENTERS LAB		3			3
US SPECIALTY LABS			3	100%	3
FLORIDA CLINICAL LABORATORY - BIOREFERENCE LABORATORIES		2	1	33%	3
PUTNAM HOSPITAL CENTER LABORATORY		3			3

COVID-19: testing by laboratory

Data through Nov 28, 2020 verified as of Nov 29, 2020 at 09:25 AM

Data in this report are provisional and subject to change.

The numbers in the table below represent the number of Florida and non-Florida residents for whom test results were received by the Department of Health. A person can be tested by more than one laboratory and can have both positive and negative results. **Therefore, the sum of the numbers in each column will be larger than the total number of people tested.**

Reporting lab	Inconclusive	Negative	Positive	Percent positive	Total
LCS SANDHILL COVE LLC DBA		3			3
MAYO		1	2	67%	3
SONATA BOYNTON BEACH		2	1	33%	3
MARION COUNTY FIRE RESCUE		3			3
FAMILY MEDICINE AT WATERMAN		3			3
COVENANT PEDIATRICS		1	2	67%	3
MENORAH HOUSE		3			3
WALK IN URGENT CARE			3	100%	3
BEACON AT GULF BREEZE, THE		3			3
PRORENATA LABS		1	2	67%	3
VICAR'S LANDING NURSING HOME		2	1	33%	3
PASSPORT HEALTH OF TAMPA BAY		3			3
NORTHERN LIGHT LABORATORY		1	2	67%	3
ACCESS HEALTH CARE		2	1	33%	3
ELITE MEDICAL CENTER			3	100%	3
CROSSVILLE MEDICAL GROUP		1	2	67%	3
PATHOLOGY REFERENCE LAB LLC			3	100%	3
ILLINOIS DEPARTMENT OF PUBLIC HEALTH			3	100%	3
ALABAMA DEPARTMENT OF PUBLIC HEALTH		1	2	67%	3
UT SOUTHWESTERN MEDICAL CENTER			3	100%	3
NORTHSIDE HOSPITAL		2	1	33%	3
SURETOX LABORATORY LLC		2	1	33%	3
EXETER HOSPITAL		3			3
JACKSON SOUTH COMMUNITY HOSPITAL LAB			3	100%	3
RHEA MEDICAL CENTER		3			3
VILLAGES HEALTH, THE		3			3
CONSULATE HEATH CARE AT WEST ALTAMONTE			3	100%	3
MIRIMUS INC		1	2	67%	3
HUNT CLUB PEDIATRIC ASSOCIATES LLC		2	1	33%	3
PALMS WEST HOSPITAL			3	100%	3
PRIMECARE		2	1	33%	3
YORK HOSPITAL - LABORATORY			3	100%	3
EDWARD J HEALEY REHAB & NURSING CENTER		3			3
BETTERMED URGENT CARE			3	100%	3
BAY BREEZE HEALTH AND REHABILITATION CENTER		3			3
HELIX MEDICAL CENTERS		1	2	67%	3
ERIE COUNTY PUBLIC HEALTH CLINICAL		3			3
OPENTRONS PRL		2	1	33%	3
PERDIDO URGENT CARE			3	100%	3
REELFOOT FAMILY WALK IN CLINIC		2	1	33%	3
CAPTAIN JAMES A. LOVELL FEDERAL HEALTHCARE CENTER			3	100%	3
Nashville Central Laboratory		3			3
CARESPOT-WELLINGTON			3	100%	3
GREENVILLE MEMORIAL HOSPITAL LAB			3	100%	3
EXPRESS DOCS LLC			3	100%	3
BAPTIST PRIMARY BLACK CREEK SOUTH			3	100%	3

COVID-19: testing by laboratory

Data through Nov 28, 2020 verified as of Nov 29, 2020 at 09:25 AM

Data in this report are provisional and subject to change.

The numbers in the table below represent the number of Florida and non-Florida residents for whom test results were received by the Department of Health. A person can be tested by more than one laboratory and can have both positive and negative results. **Therefore, the sum of the numbers in each column will be larger than the total number of people tested.**

Reporting lab	Inconclusive	Negative	Positive	Percent positive	Total
SPRING LAKE REHABILITATION CENTER			3	100%	3
JOHN T MATHER MEMORIAL HOSPITAL LABORATORY		3			3
MORTON PLANT HOSPITAL NURSING			3	100%	3
QUATRACOR PLLC		3			3
GROVES CENTER			3	100%	3
DACH MAIN LAB			3	100%	3
SOFTLAB			3	100%	3
MIZELL MEMORIAL HOSPITAL			3	100%	3
THOMAS LANGLEY			3	100%	3
REGIONAL MEDICAL LAB			3	100%	3
BAPTIST PRIMARY CARE, INC.		2	1	33%	3
CARENOW URGENT CARE-GREEN HILLS		3			3
AVANTE INVERNESS		1	2	67%	3
PBC PREMIER FAMILY HEALTH			3	100%	3
BARONESS ERLANGER HOSPITAL		3			3
NOT INDICATED		1	2	67%	3
CAREWELL URGENT CARE			3	100%	3
CITYMD		1	2	67%	3
ALLIANCE FOR MULTISPECIALTY RESEARCH		3			3
BOND CLINIC PA PEDIATRICS DEPT		3			3
WINDER NURSING INC DBA WINDER HEALTH CARE		3			3
LAFAYETTE NURSING AND REHAB			3	100%	3
SSM HEALTH ST LOUIS MICROBIOLOGY LABORATORY		1	2	67%	3
WATSON THERAPEUTICS		1	2	67%	3
MEDICAL CENTER ENTERPRISE			3	100%	3
NOVANT HEALTH PRESBYTERIAN		2	1	33%	3
MINUTECLINIC DIAGNOSTIC OF NEW JERSEY, LLC # 7069		3			3
ORLANDO REGIONAL HEALTH SERVICES		1	2	67%	3
AVANTE AT MT DORA		1	2	67%	3
HAWTHORNE INN OF LAKE LAND		3			3
CHARLOTTE CHD PORT CHARLOTTE		2	1	33%	3
LEWIS COUNTY MANOR		3			3
HELIX KH UC			3	100%	3
WINDSOR OF LAKEWOOD RANCH,THE		3			3
VISTA MANOR			3	100%	3
FORT HAMILTON URGENT CARE		3			3
HOLMES REG MED CENTER CLINICAL LAB			3	100%	3
CAMPBELL URGENT CARE			3	100%	3
COURTYARD GARDENS OF JUPITER		3			3
VIRGINIA DIVISION OF CONSOLIDATED LABORATORIES			3	100%	3
NORTH SHORE HEMATOLOGY-ONCOLOGY ASSOCIATES, PC		3			3
PEDIATRICS BY THE SEA JOG RD OFFICE			3	100%	3
ANN STORCK CENTER INC		3			3
GARCIA MORALES NELSON			3	100%	3
CGH MEDICAL CENTER			3	100%	3
UCF STUDENT HEALTH SERVICES LABORATORY			3	100%	3

COVID-19: testing by laboratory

Data through Nov 28, 2020 verified as of Nov 29, 2020 at 09:25 AM

Data in this report are provisional and subject to change.

The numbers in the table below represent the number of Florida and non-Florida residents for whom test results were received by the Department of Health. A person can be tested by more than one laboratory and can have both positive and negative results. **Therefore, the sum of the numbers in each column will be larger than the total number of people tested.**

Reporting lab	Inconclusive	Negative	Positive	Percent positive	Total
COLLEGE POINT URGENT CARE		3			3
UNILAB OF DADE INC			3	100%	3
NOT GIVEN		1	2	67%	3
BOND CLINIC DR ELDEEB		1	2	67%	3
CHAMPLAIN VALLEY PHYSICIANS HOSPITAL		3			3
SIGNATURE CARE MONTROSE		2	1	33%	3
SCIENTIFIC LABORATORY DIVISION			3	100%	3
CULLMAN REGIONAL URGENT CARE		2	1	33%	3
BETH ISRAEL MEDICAL CENTER LABS		3			3
BRIDGEWAY HEALTH CLINICS INC			3	100%	3
GEORGIA DEPARTMENT OF PUBLIC HEALTH			3	100%	3
CVS HEALTH, #3396		3			3
MD NOW URGENT CARE - DELRAY WEST			3	100%	3
CAPE CORAL URGENT CARE		2	1	33%	3
SONATA DELRAY BEACH		2	1	33%	3
VIERA PEDIATRICS			3	100%	3
BAPTIST OUTPATIENT SERVICES			3	100%	3
PRISMA HEALTH MIDLANDS			3	100%	3
WESLEY CHAPEL INTERNAL MEDICINE AND PEDIATRICS			3	100%	3
MEDICAL CENTER AFFILIATES WEST PALM			3	100%	3
LAKE GIBSON VILLAGE, LLC		3			3
SANDGATE GARDENS REHAB & NURSING CENTER		2	1	33%	3
MANORCARE NURSING & REHABILITATION CENTER-NAPLES		3			3
MINUTECLINIC, LLC #05038		3			3
CAMPAZZI CONCIERGE MEDICAL SERVICES		2	1	33%	3
DICKSON MEDICAL ASSOCIATES PC PATH LAB		3			3
NORTHEAST ALABAMA REGIONAL MEDICAL CENTER		2	1	33%	3
EAST BANK HOSPITAL - UNIVERSITY OF MINNESOTA MEDICAL CENTER			3	100%	3
CTRS			3	100%	3
RELIANT ACUTE CARE			3	100%	3
MARSHFIELD LABORATORIES			3	100%	3
CORTLAND COUNTY HEALTH DEPARTMENT		3			3
MULBERRY CARE CENTER			3	100%	3
SOUTHERN OCEAN MEDICAL CENTER		3			3
THE LODGE AND REHABILITATION CENTER		3			3
PEACEHEALTH LABORATORIES		2	1	33%	3
TUFTS MEDICAL CENTER			3	100%	3
MEDICATION ROOMS-CSU/CI NURSE STATION		3			3
DEPARTMENT OF PATHOLOGY ROME MEMORIAL		3			3
OPTUMCARE FLORIDA LLC		1	2	67%	3
NOVARI CARE LLC		3			3
ST LUKES HOSPITAL LABORATORY		2	1	33%	3
STEWART MELBOURNE HOSPITAL			3	100%	3
UNIVERSITY OF MIAMI MILLER SCHOOL OF MEDICINE			3	100%	3
BIRMINGHAM VAMC		1	2	67%	3
LEXINGTON MEDICAL CENTER		1	2	67%	3

COVID-19: testing by laboratory

Data through Nov 28, 2020 verified as of Nov 29, 2020 at 09:25 AM

Data in this report are provisional and subject to change.

The numbers in the table below represent the number of Florida and non-Florida residents for whom test results were received by the Department of Health. A person can be tested by more than one laboratory and can have both positive and negative results. **Therefore, the sum of the numbers in each column will be larger than the total number of people tested.**

Reporting lab	Inconclusive	Negative	Positive	Percent positive	Total
TARRANT COUNTY PUBLIC HEALTH		3			3
EXPRESS FAMILY CARE LLC			3	100%	3
URGENT CARE - OCONEE		2	1	33%	3
ISLAND LAKE CENTER			3	100%	3
WILLIAM A HINTON STATE LABORATORY INSTITUTE		1	2	67%	3
ADRIANA M CASTRO MD PA		3			3
State Lab Unspecifd			3	100%	3
ABSOLUTE HEALTH		3			3
NORTHWEST FLORIDA CLINICAL LAB		1	2	67%	3
MOULTRIE CREEK NURSING AND REHAB			3	100%	3
MONTANA PUBLIC HEALTH LAB			3	100%	3
FLORIDA CANCER SPECIALISTS & RESEARCH INSTITUTE		2	1	33%	3
GONZALEZ MD AND ASWAD MD HEALTH SERVICES			3	100%	3
ATMORE NURSING CENTER		3			3
PATIENT FIRST - ALLENTOWN			3	100%	3
IOWA DEPARTMENT OF PUBLIC HEALTH			3	100%	3
MAINSTREET FAMILY CARE			3	100%	3
ORANGE PARK PEDIATRIC ASSOCIATES			3	100%	3
PALM BEACH CDH - DELRAY BEACH			3	100%	3
SIGNATURE CARE PFLUGERVILLE			3	100%	3
BRISTOL AT TAMPA, THE		3			3
BRENTWOOD SENIOR LIVING AT ST PETE			3	100%	3
ADVENT HEALTH - WESTCHASE ER			3	100%	3
MID FLORIDA PATHOLOGY LLC		3			3
EAST HILL MEDICAL GROUP		2	1	33%	3
LAFAYETTE NURSING AND REHABILITATION CENTER		3			3
TNC WALK IN CLINIC		1	2	67%	3
URGENT DOC - URGENT CARE CLINIC			3	100%	3
CONSOLIDATED LABORATORY SERVICES			3	100%	3
GRACE WELLNESS CENTER		2	1	33%	3
GYN PATH SERVICES			3	100%	3
KEY WEST URGENT CARE, INC		3			3
TRUE HEALTH - LAKE UNDERHILL		3			3
FLORIDA MEDICAL CLINIC - MULTI SPECIALTY CAMPUS			3	100%	3
VIBRANT AMERICA		3			3
CVS MINUTE CLINIC DIAGNOSTIC MED GRP OF CA		3			3
MADISON COUNTY HEALTH DEPARTMENT		3			3
ACE BIOMEDICAL LABS LLC			3	100%	3
MINUTECLINIC DIAGNOSTIC OF NORTH CAROLINA PC		3			3
NORTH NAPLES HOSPITAL RESPIRATORY THERAPY DEPARTMENT			3	100%	3
ADVENT HEALTH - TIMBERRIDGE ER		2	1	33%	3
MONTANA DEPARTMENT OF PUBLIC HEALTH & HUMAN SERVICES			3	100%	3
WINDERMERE MEDICAL CENTER			3	100%	3
SEA LEVEL LABS			3	100%	3
PARRISH MEDICAL CENTER-WAIVED TESTING		3			3
MED LABS DIAGNOSTICS		3			3

COVID-19: testing by laboratory

Data through Nov 28, 2020 verified as of Nov 29, 2020 at 09:25 AM

Data in this report are provisional and subject to change.

The numbers in the table below represent the number of Florida and non-Florida residents for whom test results were received by the Department of Health. A person can be tested by more than one laboratory and can have both positive and negative results. **Therefore, the sum of the numbers in each column will be larger than the total number of people tested.**

Reporting lab	Inconclusive	Negative	Positive	Percent positive	Total
ARCPPOINT LABS OF ST PETERSBURG		1	2	67%	3
BOROPARK URGENT CARE		3			3
NEWSTAR MEDICAL LABORATORIES		3			3
West Gate Village, LLC		3			3
THONOTOSASSA COMMUNITY HEALTH CENTER			3	100%	3
MARYLAND STATE DEPT OF HEALTH	2		1	33%	3
URGENT TEAM - MUSCLE SHOALS		3			3
NORTH BROWARD HOSPITAL DISTRICT HEALTHCARE FOR THE HOMELESS			3	100%	3
MINUTECLINIC, LLC, DBA MINUTECLINIC #6106		2	1	33%	3
NORTH SHORE HOSP. INFECTION CONTROL			3	100%	3
THE CLINIC OF PEDIATRICS & GI MEDICINE, INC			3	100%	3
LAHEY CLINIC MEDICAL CENTER			3	100%	3
JOSEF SCHENKER MD PC		3			3
CLEARWATER PEDIATRIC CARE			3	100%	3
DEACONESS HOSPITAL			3	100%	3
SANFORD MOBILE LAB			3	100%	3
DEPT OF VA MEDICAL CENTER - BAY PINES			3	100%	3
TAMPA		1	2	67%	3
INDIANA STATE DEPARTMENT OF HEALTH		1	2	67%	3
KETTERING HEALTH			3	100%	3
SENTARA NORFOLK GENERAL HOSPITAL CENTRAL LAB			3	100%	3
MCR HEALTH LAWTON CHILES ADMINISTRATION STE A		1	2	67%	3
MUNSON MEDICAL CENTER			3	100%	3
MPG JACKSONVILLE ATLANTIC BLVD		1	2	67%	3
ONslow MEMORIAL HOSPITAL LABORATORY		3			3
PINELLAS PARK HEALTH CENTER - PINELLAS CHD		1	2	67%	3
LABS PLUS LLC		3			3
FLORIDA LABORATORY ANALYSIS, LLC			3	100%	3
LEE CONVENIENT CARE AT SUMMERLIN			3	100%	3
SJH			3	100%	3
MEDFUSION		2	1	33%	3
CORTLAND REGIONAL MEDICAL CENTER		3			3
WOLFF CTR FOR CHILD & ADOLESCENT HEALTH PLLC,THE		2	1	33%	3
BEEBE MEDICAL CENTER LABORATORY		3			3
GREATER MOBILE URGENT CARE - SPRINGHILL			3	100%	3
RED MOUNTAIN DIAGNOSTICS		3			3
BELLIN HEALTH LAB		1	2	67%	3
MID FLORIDA CLINICAL LABORATORY		2	1	33%	3
BOCA RATON REHABILITATION CENTER			3	100%	3
FLORIDA HOSPITAL PHYSICIAN GROUP		1	1	50%	2
SPECIALTY LABORATORIES			2	100%	2
PALM MEDICAL CENTER - PLANT CITY		2			2
ST VINCENTS AMBULATORY CARE INC DBA			2	100%	2
OURMED		2			2
HCR MANOR CARE SERVICES OF FLORIDA III INC		2			2
PHYSICIANS LABORATORY SERVICES			2	100%	2

COVID-19: testing by laboratory

Data through Nov 28, 2020 verified as of Nov 29, 2020 at 09:25 AM

Data in this report are provisional and subject to change.

The numbers in the table below represent the number of Florida and non-Florida residents for whom test results were received by the Department of Health. A person can be tested by more than one laboratory and can have both positive and negative results. **Therefore, the sum of the numbers in each column will be larger than the total number of people tested.**

Reporting lab	Inconclusive	Negative	Positive	Percent positive	Total
UNITY HEALTH AND REHABILITATION CENTER			2	100%	2
PRINCETON BMC LABORATORY		2			2
PHYSICIANS IMMEDIATE CARE AURORA			2	100%	2
HOLIDAY MEDICAL ASSOCIATES		1	1	50%	2
YORKVILLE PEDIATRIC URGENT CARE		2			2
MEMORIAL SLOAN KETTERING CANCER CENTER		1	1	50%	2
UNIVERSITY HOSPITAL OF BROOKLYN		2			2
FIRST CARE - MIDDLESBORO			2	100%	2
UNIVERSITY OF MISSOURI HEALTH CARE			2	100%	2
NOVADX		2			2
SKIPPACK MEDICAL LAB			2	100%	2
ALLIANCE PEDIATRICS PA			2	100%	2
JOHNSON CITY MEDICAL CENTER		1	1	50%	2
Lake Charles Healthcare LLC dba Landmark Lake Charles			2	100%	2
Bainbridge Health and Rehab		2			2
DALLAS MEDICAL CENTER			2	100%	2
Workmens Circle Multicare Center		2			2
ADVENTHEALTH SEBRING- INFECTION CONTROL DEPARTMENT			2	100%	2
UW MEDICINE VIROLOGY LAB			2	100%	2
UTMB PATHOLOGY CLINICAL SERVICES LABORATORY			2	100%	2
FLAGLER PROFESSIONAL HEALTH CAE SERVICES INC		2			2
COMMONWEALTH OF MASSACHUSETTS			2	100%	2
MINUTE-CLINIC DIAGNOSTIC OF VIRGINIA, LLC #2003		1	1	50%	2
SHORE MEDICAL CENTER		2			2
FLORIDA MEDICAL CLINIC -INTERNAL MED DADE CITY			2	100%	2
ST. CLOUD PHARMACY AND WELLNESS CENTER		2			2
MINUTE CLINIC DIAGNOSTIC OF PENNSYLVANIA		2			2
COASTAL MEDICAL LAB			2	100%	2
FLORIDA PRIMARY & SPECIALTY CARE		2			2
STUDENT HEALTH SERVICES			2	100%	2
PHYSICIANS MEDICAL CENTER		2			2
ADVENTHEALTH MEDICAL GROUP PEDIATRIC & ADOLESCENT		2			2
EMORY UNIVERSITY HOSPITAL			2	100%	2
ADVANCED URGENT CARE LLC			2	100%	2
ACL LABORATORIES INDUSTRIAL TOXICOLOGY			2	100%	2
UNIVERSITY OF WASHINGTON MEDICAL CENTER (UWMC) EMERGENCY DEPT.			2	100%	2
MORRISTOWN MEMORIAL HOSPITAL		2			2
MID-FLORIDA HEMATOLOGY AND ONCOLOGY CENTERS		2			2
Mt Sinai Aventura			2	100%	2
PACIFICA SENIOR LIVING OCALA		2			2
SUPERIOR RESIDENCES AT CALA HILLS		2			2
CHEROKEE COUNTY HEALTH AND REHAB CENTER		2			2
CELEBRATION PEDIATRICS			2	100%	2
ST BARNABAS HOSPITAL		2			2
BERGEN COUNTY SURGICAL AND ENDOSCOPY CENTER		2			2
VAULT HEALTH			2	100%	2

COVID-19: testing by laboratory

Data through Nov 28, 2020 verified as of Nov 29, 2020 at 09:25 AM

Data in this report are provisional and subject to change.

The numbers in the table below represent the number of Florida and non-Florida residents for whom test results were received by the Department of Health. A person can be tested by more than one laboratory and can have both positive and negative results. **Therefore, the sum of the numbers in each column will be larger than the total number of people tested.**

Reporting lab	Inconclusive	Negative	Positive	Percent positive	Total
VIRGINIA DEPT OF HEALTH OFFICE OF EPIDEMIOLOGY			2	100%	2
OHIO DEPARTMENT OF HEALTH			2	100%	2
VELOCITY CARE			2	100%	2
PM PEDIATRICS OF BAYSIDE PLLC		2			2
CRESTVIEW IMMEDIATE CARE LL			2	100%	2
PEPIN ACADEMIES-PASCO		2			2
SCIENTIFIC LABORATORY COMPANY		2			2
WISE HEALTH SYSTEM		1	1	50%	2
BRANDYWYNE HEALTH CARE CENTER			2	100%	2
PEDIATRICS AND ADOLESCENT MEDICINE		2			2
VENICE REGIONAL BAYFRONT HEALTH (PULMONARY)			2	100%	2
UNIVERSITY OF KANSAS MEDICAL CENTER			2	100%	2
IMA MEDICAL CENTER		2			2
PREMIER MEDICAL LABORATORY			2	100%	2
BROOKDALE SENIOR LIVING			2	100%	2
SHANDS AT LAKE SHORE LAB			2	100%	2
ASHTON PLACE		2			2
GENETIC ASSAYS INC			2	100%	2
INSPIRED LIVING AT PALM BAY		2			2
SPRING HILL REGIONAL HOSPITAL			2	100%	2
PINECREST PEDIATRICS GROUP LLC			2	100%	2
COLLIER HMA PHYSICIAN MANAGEMENT, LLC			2	100%	2
VIRTUA MEMORIAL HOSPITAL BURLINGTON COUNTY			2	100%	2
SPARROW CENTRAL LAB			2	100%	2
UT MEMPHIS UNIVERSITY HEALTH SERVICES			2	100%	2
SOUTH DAKOTA DEPARTMENT OF HEALTH		2			2
BIOHEALTH MEDICAL LAB INC			2	100%	2
ST LUKES HOSPITAL			2	100%	2
ISLAND DOCTORS DAYTONA			2	100%	2
KINGS BAY PEDIATRICS LLC			2	100%	2
PANCARE HEALTH - BONIFAY K-8			2	100%	2
MORGAN STANLEY HEALTH CENTER		2			2
BRITO MEDICAL CENTER			2	100%	2
ASPEN VALLEY HOSPITAL			2	100%	2
PEDIATRIC HEALTH CARE (3577)		1	1	50%	2
ST VINCENT'S ST CLAIR		1	1	50%	2
CHAPPEL GROUP RESEARCH, THE		2			2
FLORENCE - HUNTSVILLE HOSPITAL URGENT CARE		2			2
NIGHT LITE PEDIATRICS CENTER		1	1	50%	2
AHEC CLINIC		1	1	50%	2
MINUTE CLINIC LLC			2	100%	2
RAINBOW PEDIATRIC CENTER PA		1	1	50%	2
LAKELAND REGIONAL HEALTH		2			2
ST PETERSBURG PEDIATRICS-EAST BAY			2	100%	2
PINELLAS POINT NURSING AND REHAB			2	100%	2
TGH Brandon Healthplex Laboratory			2	100%	2

COVID-19: testing by laboratory

Data through Nov 28, 2020 verified as of Nov 29, 2020 at 09:25 AM

Data in this report are provisional and subject to change.

The numbers in the table below represent the number of Florida and non-Florida residents for whom test results were received by the Department of Health. A person can be tested by more than one laboratory and can have both positive and negative results. **Therefore, the sum of the numbers in each column will be larger than the total number of people tested.**

Reporting lab	Inconclusive	Negative	Positive	Percent positive	Total
WALGREENS #05477		2			2
ORLANDO LUTHERAN TOWERS		1	1	50%	2
TMH EC NORTHEAST LABORATORY			2	100%	2
MEDICAL CENTER AT OCEAN REEF,THE		2			2
MEDFAST URGENT CARE CENTERS			2	100%	2
Elba Nursing and Rehabilitation Center, LLC		2			2
ADVICE FOR OPTIMAL WELLNESS			2	100%	2
DOTHAN WEST FAMILY MEDICINE		1	1	50%	2
LACORP		1	1	50%	2
THE HOSPITAL OF PROVIDENCE EMERGENCY ROOM			2	100%	2
GARDENS HEALTH NH LLC		2			2
ENTRUST IMMEDIATE CARE			2	100%	2
JOHN D. ARCHBOLD MEM. HOSPITAL			2	100%	2
Magnolia Health and Rehab Center			2	100%	2
NATIONWIDE LABORATORY SERVICES		1	1	50%	2
COOK HOSPITAL AND CARE CENTER		1	1	50%	2
ARLINGTON DIALYSIS CENTER LLC		2			2
MEDFIRST URGENT CARE			2	100%	2
CONSULATE HEALTH CARE		1	1	50%	2
AFFORDABLE PRIMARY CARE LLC		2			2
MONROE COUNTY HEALTH DEPARTMENT			2	100%	2
BOND AND STEELE CLINIC, PA		2			2
REGENCY OAKS HEALTH CENTER		2			2
CARL R DARNALL ARMY MEDICAL CENTER			2	100%	2
NAVAL BRANCH MEDICAL CLINIC			2	100%	2
PALM CITY NURSING AND REHAB CENTER			2	100%	2
VANAYER HEALTHCARE AND REHAB CENTER		2			2
BAPTIST HEALTHCARE - LAKEVIEW CENTER INC		2			2
CITRUS PARK			2	100%	2
CVS MINUTE CLINIC DIAGNOSTIC OF KANSAS, PA		2			2
ROCKEFELLER UNIVERSITY CLINICAL GENOMICS LABORATOR		2			2
INTERNAL MEDICINE ASSOCIATES-DUNELLON			2	100%	2
PM PEDIATRICS OF BAYSIDE, PLLC - MANHASSET		2			2
PALM GARDEN OF ORLANDO		2			2
LAKELAND HILLS CENTER		1	1	50%	2
RELIANT IMMUNE DIAGNOSTICS			2	100%	2
ASCENSION ST MICHAEL'S HOSPITAL LAB		1	1	50%	2
PUBLIC HEALTH LABORATORY	1		1	50%	2
BMC/JACSONVILLE		1	1	50%	2
ASSOCIATES MD CYPRESS CREEK			2	100%	2
PEACEHEALTH CENTRAL		2			2
PALMS REHABILITATION AND HEALTHCARE CENTER			2	100%	2
TRINITAS REGIONAL MEDICAL CENTER		1	1	50%	2
COASTAL FAMILY PRACTICE			2	100%	2
PREMIER LABORATORY SERVICES, LLC			2	100%	2
ORLANDO ORTHOPAEDIC OUTPATIENT SURGERY CENTER			2	100%	2

COVID-19: testing by laboratory

Data through Nov 28, 2020 verified as of Nov 29, 2020 at 09:25 AM

Data in this report are provisional and subject to change.

The numbers in the table below represent the number of Florida and non-Florida residents for whom test results were received by the Department of Health. A person can be tested by more than one laboratory and can have both positive and negative results. **Therefore, the sum of the numbers in each column will be larger than the total number of people tested.**

Reporting lab	Inconclusive	Negative	Positive	Percent positive	Total
PTC LABORATORIES			2	100%	2
HILLVIEW LABORATORY			2	100%	2
Fort Gaines Health and Rehab		2			2
MEDICANA NURSING AND REHAB CENTER			2	100%	2
ROANE MEDICAL CENTER		1	1	50%	2
OHIO DEPARTMENT OF HEALTH LABORATORY		2			2
GENERAL INTERNAL MEDICINE MEDICAL CTR CLINIC		1	1	50%	2
Surrey Place Healthcare and Rehabilitation		2			2
PALOS COMMUNITY HOSPITAL LABORATORY			2	100%	2
COPELAND MEDICAL CLINIC		2			2
IN & OUT URGENT CARE METAIRIE			2	100%	2
FLORIDA MEDICAL CLINIC CARDIOLOGY-ZH			2	100%	2
AMERICAN SCIENTIFIC LABORATORIES LLC			2	100%	2
FAMILY MEDICINE AT HUNTERS CREEK		2			2
MINUTECLINIC DIAGNOSTIC OF NORTH CAROLINA, PC		1	1	50%	2
ALAN A SMITH MD LLC		2			2
INSPIRA MEDICAL CENTER VINELAND LAB		2			2
COMPREHENSIVE CLINICAL RESEARCH, LLC			2	100%	2
PARADIGM LABORATORIES			2	100%	2
MAILBOX DIAGNOSTICS		1	1	50%	2
CLINICA HISPANIA			2	100%	2
BAYLOR COLLEGE OF MEDICINE			2	100%	2
FIRST QUALITY LABORATORY			2	100%	2
ROSS MEDICAL GROUP			2	100%	2
RIO PINAR HEALTH CARE			2	100%	2
SPECTRA LABS		1	1	50%	2
ADVANCED URGENT CARE CENTER OF THE UPPER KEYS			2	100%	2
MAIN STREET MEDICAL CENTER OF CRESTVIEW PA			2	100%	2
HANOVER ENDOSCOPY CENTER		2			2
JEFFERSON WASHINGTON TOWNSHIP HOSPITAL		2			2
Robert Cranfield			2	100%	2
WHOLE FAMILY HEALTH CENTER INC		1	1	50%	2
CYPRESS VILLAGE		1	1	50%	2
IGENEX INC		2			2
JOHNNIE RUTH CLARKE LAB			2	100%	2
AMERICAN MEDICAL LABORATORIES			2	100%	2
FLORIDA MEDICAL CLINIC IM MLK		2			2
ALVERNO CLINICAL LABORATORIES			2	100%	2
CARENOW URGENT CARE-DONELSON		2			2
MEDSTAR HARBOR HOSPITAL			2	100%	2
MINUTECLINIC DIAGNOSTIC OF NORTH CAROLINA PC #7054		2			2
JEFFERSON COUNTY HEALTH DEPARTMENT-MONTICELLO		2			2
URGENT TEAM - HUNTSVILLE		2			2
Lakeside Oaks Care Center			2	100%	2
CALHOUN COUNTY HEALTH DEPT		2			2
CROSSROADS			2	100%	2

COVID-19: testing by laboratory

Data through Nov 28, 2020 verified as of Nov 29, 2020 at 09:25 AM

Data in this report are provisional and subject to change.

The numbers in the table below represent the number of Florida and non-Florida residents for whom test results were received by the Department of Health. A person can be tested by more than one laboratory and can have both positive and negative results. **Therefore, the sum of the numbers in each column will be larger than the total number of people tested.**

Reporting lab	Inconclusive	Negative	Positive	Percent positive	Total
BNC Medical Investors, LLC Berrien Nursing & Rehabilitation Center		2			2
COL CROSSROAD		1	1	50%	2
FLORIDA ATLANTIC UNIVERSITY STUDENT HEALTH			2	100%	2
ADVANCED EMURGENT CARE		2			2
SUNNY HILLS ALF OF SEBRING INC		2			2
ADVANCED MEDICAL CARE			2	100%	2
DEPARTMENT OF HEALTH AND HUMAN SERVICES DIVISION OF BEHAVIORAL HEALTH		1	1	50%	2
PELICAN LANDING		1	1	50%	2
DISCOVERY VILLAGE AT THE FORUM		2			2
MC DIAGNOSTIC OF CONNECTICUT PC #459		2			2
EASTLAKE MEDICAL CENTER		2			2
CVS MINUTE CLINIC DIAGNOSTIC OF TEXAS		2			2
SOUTHWEST ORLANDO FAMILY MEDICINE, PL			2	100%	2
TRUE HEALTH INC			2	100%	2
SUMNER REGIONAL MEDICAL CENTER		2			2
REDMED OF CROSSTOWN		1	1	50%	2
LIFEHOPE LABS			2	100%	2
Lakeview Village		2			2
RAINY LAKE MEDICAL CENTER			2	100%	2
LAKE MARY HEALTH AND REHABILITATION CENTER		1	1	50%	2
DANIEL M LIBBY MD PLLC		2			2
MINUTE CLINIC LLC #5706		1	1	50%	2
BFT LAB			2	100%	2
PRECISION DIAGNOSTIC INC		2			2
MINIMALLY INVASIVE VASCULAR INC		2			2
MINUTECLINIC, LLC #03268		2			2
VILLA HEALTH NH LLC			2	100%	2
DOCTOR 4 U CLINIC			2	100%	2
FEDERAL CORRECTIONAL INSTITUTION MARIANNA			2	100%	2
ORCHID COVE			2	100%	2
PRINCETON VILLAGE□			2	100%	2
Wesley Place on Honeysuckle		2			2
CARENOW URGENT CARE-SOUTHLAKE			2	100%	2
UK HEALTHCARE			2	100%	2
CANTERFIELD OF CLAY COUNTY		2			2
PEACE RIVER MEDICAL CENTER		2			2
CENTERPLACE HEALTH, INC			2	100%	2
FAST PACE MEDICAL CLINIC		2			2
VERILY LAB		2			2
PULSE & REMEDY LLC			2	100%	2
L3HARRIS FAMILY MEDICAL CENTER			2	100%	2
CPL LABS			2	100%	2
GOLDSTEIN			2	100%	2
CARESPOT EXPRESS HEALTHCARE			2	100%	2
FLORIDA KEYS PED & ADOLES CTR			2	100%	2
RAPID CITY RUGENT CARE			2	100%	2

COVID-19: testing by laboratory

Data through Nov 28, 2020 verified as of Nov 29, 2020 at 09:25 AM

Data in this report are provisional and subject to change.

The numbers in the table below represent the number of Florida and non-Florida residents for whom test results were received by the Department of Health. A person can be tested by more than one laboratory and can have both positive and negative results. **Therefore, the sum of the numbers in each column will be larger than the total number of people tested.**

Reporting lab	Inconclusive	Negative	Positive	Percent positive	Total
EXPRESSCARE URGENT CARE CENTER			2	100%	2
BAYLOR GENETICS		2			2
CHILDRENS MEDICAL CENTER			2	100%	2
LEESBURG COMMUNITY HEALTH CENTERS			2	100%	2
University Center East			2	100%	2
JUPITER MEDICAL CENTER URGENT CENTER			2	100%	2
SCIENTIA DIAGNOSTICS			2	100%	2
ORANGE COUNTY HEALTH DEPARTMENT		1	1	50%	2
BAYSTATE MEDICAL CENTER		1	1	50%	2
SARASOTA MEMORIAL MEDICAL URGENT CARE CENTER			2	100%	2
REMISE OCCUPATIONAL HEALTH SOLUTIONS INC			2	100%	2
87TH MEDICAL GROUP – MCGUIRE AMBULATORY CARE FACILITY		2			2
HARTFORD HOSPITAL ANCILLARY LAB		1	1	50%	2
TERRACE AT HOBE SOUND, THE		1	1	50%	2
SUMTER PEDIATRICS		2			2
PM PEDIATRICS OF BAYSIDE PLLC - HOPEWELL JUNCTION		2			2
TIEHH BIOTERRORISM RESPONSE LAB			2	100%	2
NEW BRIDGE MEDICAL CENTER		2			2
UC CORAL GABLES			2	100%	2
MEADOWCREST FAMILY PHYSICIANS PA			2	100%	2
BAPTIST HEALTH MEDICAL CENTER			2	100%	2
STEBEN COUNTY PUBLIC HEALTH		2			2
TALLAHASSEE MEMORIAL HEALTHCARE FAMILY MED RESIDENCY			2	100%	2
ASCENSION ST VINCENT'S RIVERSIDE			2	100%	2
FL DEPT OF HEALTH MARION COUNTY MOBILE HEALTH UNIT			2	100%	2
UNIVERSITY OF MICHIGAN		2			2
VALDOSTA FAMILY MEDICINE			2	100%	2
FLORIDA HOSPITAL APOPKA		1	1	50%	2
MADISON HOSPITAL LABORATORY			2	100%	2
NATIONAL JEWISH HEALTH			2	100%	2
PREMIER FAMILY AND SPORTS MEDICINE		1	1	50%	2
Z UROLOGY		2			2
NEW YORK STATE DEPARTMENT OF HEALTH		1	1	50%	2
WYOMING DEPT OF HEALTH			2	100%	2
ADVENTHEALTH MEDICAL GROUP PEDIATRICS AT		1	1	50%	2
ADVANCED PEDIATRICS OF BOCA LLC			2	100%	2
CUMBERLAND MEDICAL CENTER INC		2			2
PROFESSIONAL PARK PEDIATRICS PA			2	100%	2
Cleveland Clinic Weston			2	100%	2
ADVENTIST HINSDALE HOSPITAL LABORATORY			2	100%	2
MARCO ISLAND HOSPITAL INC D/B/A		1	1	50%	2
PIEDMONT HOSPITAL LAB			2	100%	2
OKLAHOMA STATE DEPARTMENT OF HEALTH-PUBLIC HEALTH LABORATORY			2	100%	2
RIVERWOOD CENTER,THE			2	100%	2
SOUTHSIDE FAMILY MEDICAL		2			2
GEISINGER MEDICAL CENTER		2			2

COVID-19: testing by laboratory

Data through Nov 28, 2020 verified as of Nov 29, 2020 at 09:25 AM

Data in this report are provisional and subject to change.

The numbers in the table below represent the number of Florida and non-Florida residents for whom test results were received by the Department of Health. A person can be tested by more than one laboratory and can have both positive and negative results. **Therefore, the sum of the numbers in each column will be larger than the total number of people tested.**

Reporting lab	Inconclusive	Negative	Positive	Percent positive	Total
ADVENTHEALTH EAST ORLANDO EMPLOYEE CLINIC		2			2
CROSS CITY REHABILITATION AND HEALTH CARE CENTER		2			2
ALTRU DIAGNOSTICS INC			2	100%	2
NORTH FLORIDA INTERNAL MEDICINE PA		2			2
GREENLEAF ALF		2			2
PINARD HOME HEALTH SERVICES INC			2	100%	2
MAGNOLIA ADULT, LLC			2	100%	2
GRACE MEDICAL HOME		2			2
UW HOSPITAL AND CLINICS		1	1	50%	2
UT PATH			2	100%	2
INSPIRIT SENIOR LIVING			2	100%	2
FIRST CHOICE MEDICAL PC			2	100%	2
GINKGO-IXLAYER		2			2
FLORIDA MEDICAL CL ODOM TPA			2	100%	2
TREASURE COAST MEDICAL ASSOCIATES INC			2	100%	2
NORTH DAKOTA DEPT OF HEALTH MICROBIOLOGY			2	100%	2
UNIVERSITY OF MARYLAND MEDICAL CENTER			2	100%	2
ST. JOSEPH REGIONAL MEDICAL CENTER			2	100%	2
NEMOURS CHILDREN'S URGENT CARE			2	100%	2
ADVENT HEALTH - TUSKAWILLA		2			2
NIGHT OWL PEDIATRICS URGENT CARE			2	100%	2
INA		1	1	50%	2
WISCONSIN STATE LABORATORY OF HYGIENE		1	1	50%	2
BERNHARDT LABORATORIES			2	100%	2
GALEN BAYLOR EXTENSION		2			2
MOBILE COUNTY HEALTH DEPARTMENT		1	1	50%	2
CRUC CMCH-COVID-19		2			2
LA MER NH LLC			2	100%	2
YOUTH AND YOU, INC		2			2
SOUTH FLORIDA FAMILY HEALTH & RESEARCH CTR			2	100%	2
IN AND OUT URGENT CARE			2	100%	2
TRUE HEALTH- HOFFNER		2			2
TRICORE REFERENCE LABORATORY		1	1	50%	2
ADVANCED RESEARCH FOR HEALTH IMPROVEMENT		1	1	50%	2
SOUTHEAST GEORGIA HEALTH SYSTEM			2	100%	2
MAIN STREET MEDICAL CENTERS		2			2
COVANCE			2	100%	2
GULF COAST REGIONAL MEDICAL CARE		2			2
BAYMEADOWS PRIMARY CARE		2			2
CORNERSTONE MEDICAL CARE OF BRANDON		2			2
UNITED MEMORIAL MEDICAL CENTER			2	100%	2
PALMETTO FAMILY HEALTH CENTER			2	100%	2
JRS LABORATORY			2	100%	2
NORTH FL SOUTH GA HCS-MALCOM RANDALL VAMC			2	100%	2
RIVERVIEW MEDICAL CLINIC		2			2
LIFE CARE CENTER OF PALM BAY		2			2

COVID-19: testing by laboratory

Data through Nov 28, 2020 verified as of Nov 29, 2020 at 09:25 AM

Data in this report are provisional and subject to change.

The numbers in the table below represent the number of Florida and non-Florida residents for whom test results were received by the Department of Health. A person can be tested by more than one laboratory and can have both positive and negative results. **Therefore, the sum of the numbers in each column will be larger than the total number of people tested.**

Reporting lab	Inconclusive	Negative	Positive	Percent positive	Total
MONTEFIORE MEDICAL CENTER LABS MONTEFIORE		1	1	50%	2
VENICE GREEN VILLAGE		2			2
CSL PLASMA INC			2	100%	2
COMPUNET CLINICAL LAB			2	100%	2
SPECTRUM HEALTH			2	100%	2
CELEBRATION PEDIATRICS PA			2	100%	2
VAIL VALLEY MEDICAL CENTER			2	100%	2
ARKANSAS DEPARTMENT OF HEALTH			2	100%	2
Enterprise Health and Rehabilitation Center		2			2
NEBRASKA MEDICAL CENTER			2	100%	2
APOLLO SURGERY CENTER			2	100%	2
SIGNATURE HEALTHCARE OF MIDDLEBURG		2			2
JACKSON LABORATORY OF GENOMIC MEDICINE		2			2
VIGILINT HEALTHCARE		1	1	50%	2
MEMORIAL HERMANN CONSOLIDATED LABORATORY SERVICES			2	100%	2
SUNCOAST BLOOD BANK			2	100%	2
DEPT OF HEALTH			2	100%	2
WEISS PEDIATRIC CARE LLC		2			2
HOUSTON HEALTH DEPARTMENT - BUREAU OF LABORATORY SERVICES			2	100%	2
MAWD PATHOLOGY GROUP			2	100%	2
LIFT HEALTH		2			2
MERCY HEALTH LAB		1	1	50%	2
ADVENTHEALTH CAR CENTER APOPKA			2	100%	2
MD NOW URGENT CARE CENTER INC.			2	100%	2
STEWART ST ELIZABETH MEDICAL CENTER			2	100%	2
BENSONHURST URGENT CARE		2			2
FLORIDA CLINICAL LABORATORY INC			2	100%	2
BROOKDALE ORANGE PARK		2			2
DMC UNIVERSITY LABORATORIES		1	1	50%	2
JULIE STAATS DO		2			2
NLC LABS			2	100%	2
PEDIATRIC URGENT HEALTH CARE			2	100%	2
THE CLUB AT BOYNTON BEACH, LLC			2	100%	2
ALLIED PHYSICIANS GROUP PLLC		2			2
VALLEY BAPTIST MEDICAL CENTER: BROWNSVILLE			2	100%	2
SCDHEC BUREAU OF LABORATORIES			2	100%	2
CULLMAN REGIONAL MEDICAL CENTER		2			2
NORTHWELL HEALTH			2	100%	2
SACRED HEART HOSPITAL ON THE EMERALD			2	100%	2
LEGACY LABORATORY SERVICES			2	100%	2
Broadview Multi-Care Center		2			2
FLORIDA COMMUNITY HEALTH CENTERS, INC.			2	100%	2
MINUTECLINIC DIAGNOSTIC OF PA LLC		2			2
Fouraker Hills Rehab and Nursing			2	100%	2
DOCTORS HOSPITAL RENAISSANCE			2	100%	2
PLANT CITY PEDIATRICS		2			2

COVID-19: testing by laboratory

Data through Nov 28, 2020 verified as of Nov 29, 2020 at 09:25 AM

Data in this report are provisional and subject to change.

The numbers in the table below represent the number of Florida and non-Florida residents for whom test results were received by the Department of Health. A person can be tested by more than one laboratory and can have both positive and negative results. **Therefore, the sum of the numbers in each column will be larger than the total number of people tested.**

Reporting lab	Inconclusive	Negative	Positive	Percent positive	Total
LOWELL GENERAL HOSPITAL			2	100%	2
DEKALB MEDICAL CENTER LABORATORY			2	100%	2
MEDICAL CENTER LABORATORY			2	100%	2
LAKE NONA PEDIATRICS IN ASSOCIATION WITH NEMOURS		2			2
CARENOW-LEBANON		1	1	50%	2
CARE 365			2	100%	2
ATLAS GENOMICS			2	100%	2
CONEMAUGH MEMORIAL MEDICAL CENTER		2			2
RUSSELL MEDICAL CENTER		2			2
MOBIL LAB FOR ALL INC		2			2
SMOKY MOUNTAIN URGENT CARE AND FAMILY MEDICINE CENTER			2	100%	2
HOME ACCESS HEALTH			2	100%	2
BENTON PEDIATRICS		2			2
ST. MARY'S MEDICAL CENTER EVANSVILLE, INC			2	100%	2
WHOLE CHILD PEDIATRICS			2	100%	2
MINUTE-CLINIC DIAGNOSTIC OF VIRGINIA, LLC #794		2			2
MINUTECLINIC DIAGNOSTIC OF TEXAS, LLC #7435		2			2
HOSPICE OF MARTIN & ST LUCIE, INC		2			2
HEART OF FLORIDA HEALTH CENTER INC			2	100%	2
HARTFORD HEALTH SERVICES LLC		2			2
GRAND VILLA OF MELBOURNE			2	100%	2
NOVA SOUTHEASTERN UNIVERSITY - STUDENT MEDICAL CTR			2	100%	2
DELCARE PA			2	100%	2
LIFE CARE HOME HEALTH SERVICES LLC			2	100%	2
TERRACE OF ST CLOUD, THE		1	1	50%	2
SYLVAN NURSING			2	100%	2
SANFORD REGIONAL HOSPITAL WORTHINGTON		2			2
CERTIVIA LABORATORIES			2	100%	2
PR HEALTH			2	100%	2
MINUTECLINIC DIAGNOSTIC OF TEXAS, LLC		2			2
SPRINGS MEDICAL LAB		1	1	50%	2
RUSH UNIVERSITY MEDICAL CENTER LABORATORY			2	100%	2
Greystone Nursing and Rehab, LLC			2	100%	2
TENNESSEE DEPARTMENT OF HEALTH (TDH) - REGIONAL LABORATORY			2	100%	2
CEDARS-SINAI MEDICAL CENTER			2	100%	2
EDEN AT CRESTVIEW			2	100%	2
SAINT JOSEPHS HOSPITAL OF ATLANTA			1	100%	1
HUNTERS CREEK PEDIATRICS		1			1
PELICAN STATE OUTPATIENT CENTER			1	100%	1
SONNI'S PEDIATRICS			1	100%	1
PRIME CARE FAMILY MEDICINE			1	100%	1
Central Park Healthcare & Rehabilitation Center		1			1
ST.ELIZABETH HEALTH CENTER	1				1
REEVES COUNTY HOSPITAL DISTRICT			1	100%	1
PEDIATRIC ASSOCIATES - JACKSONVILLE			1	100%	1
CELEBRATION HOSPITAL			1	100%	1

COVID-19: testing by laboratory

Data through Nov 28, 2020 verified as of Nov 29, 2020 at 09:25 AM

Data in this report are provisional and subject to change.

The numbers in the table below represent the number of Florida and non-Florida residents for whom test results were received by the Department of Health. A person can be tested by more than one laboratory and can have both positive and negative results. **Therefore, the sum of the numbers in each column will be larger than the total number of people tested.**

Reporting lab	Inconclusive	Negative	Positive	Percent positive	Total
GUIDEWELL EMERGENCY MEDICINE DOCTORS LLC			1	100%	1
FHPG FAMILY MEDICAL CENTER OF TAMPA BAY			1	100%	1
BAPTIST EMERGENCY HOSPITAL KELLY			1	100%	1
DONALSONVILLE HOSPITAL			1	100%	1
VALLEY HOSPITAL MEDICAL CENTER		1			1
SOUTH LAKE FAMILY HEALTH CENTER			1	100%	1
Mountain View Manor			1	100%	1
BIOMAT USA			1	100%	1
COVID TESTING LLC			1	100%	1
San Antonio Residence and Rehabilitation Center		1			1
KAISER PERMANENTE REGIONAL REFERENCE LABORATORY		1			1
SOUTHWOOD NURSING & RETIREMENT CENTER		1			1
VILLAGES HEALTH SYSTEM, LLC, THE			1	100%	1
MOORE CLINICAL RESEARCH INC			1	100%	1
WHITE-WILSON MEDICAL CENTER - FORT WALTON BEACH			1	100%	1
SUMMIT LABORATORY			1	100%	1
CYPRESS VILLAGE REHAB CENTER		1			1
EASTMAN HEALTHCARE & REHAB		1			1
ADVENTHEALTH MEDICAL GROUP ADULT AND SENIOR HEALTH			1	100%	1
GENESIS MICROBIOLOGY LAB		1			1
LAURELLWOOD NURSING CENTER		1			1
GIFFORD MEMORIAL HOSPITAL		1			1
MINUTECLINIC DIAGNOSTIC OF VIRGINIA, LLC #1656		1			1
UNIVERSITY CENTRA CARE			1	100%	1
HIGHLANDS CLINICAL LABORATORY			1	100%	1
PARRISH MEDICAL GROUP			1	100%	1
UNIVERSITY OF BALTIMORE WASHINGTON MEDICAL CENTER			1	100%	1
MISSION HOSPITAL			1	100%	1
SCRIPPS CLINIC MEDICAL			1	100%	1
MEDICAL CITY DALLAS HOSPITAL			1	100%	1
LAWRENCE GENERAL HOSPITAL			1	100%	1
ORLANDO MEDICAL CENTER PL			1	100%	1
Mill Valley Care Center		1			1
CHIEFLAND MEDICAL CENTER			1	100%	1
BL DIAGNOSTICS LLC			1	100%	1
PARK AVENUE PEDIATRICS PC		1			1
ACCESS HEALTH CARE PHYSICIANS			1	100%	1
BAPTIST HOSPITAL LABORATORY			1	100%	1
PHYSICIANS PREMIER			1	100%	1
MERITER LABORATORIES			1	100%	1
ADVANCE GASTROENTEROLOGY			1	100%	1
AFFILIATED LABORATORIES INC			1	100%	1
TENNESSEE VALLEY HCS			1	100%	1
MOUNT SINAI MEDICAL CENTER AVENTURA ER			1	100%	1
BIOMAT ORLANDO		1			1
SHAH			1	100%	1

COVID-19: testing by laboratory

Data through Nov 28, 2020 verified as of Nov 29, 2020 at 09:25 AM

Data in this report are provisional and subject to change.

The numbers in the table below represent the number of Florida and non-Florida residents for whom test results were received by the Department of Health. A person can be tested by more than one laboratory and can have both positive and negative results. **Therefore, the sum of the numbers in each column will be larger than the total number of people tested.**

Reporting lab	Inconclusive	Negative	Positive	Percent positive	Total
SEATTLE-KING COUNTY			1	100%	1
TALLAHASSEE MEMORIAL HEALTHCARE			1	100%	1
SOUTHWEST FLORIDA DIVISION LAB			1	100%	1
FLORIDA HOSPITAL LAB			1	100%	1
Florida Baptist Retirement Center		1			1
ONPOINT URGENT CARE			1	100%	1
COMMONS AT ORLANDO LUTHERAN TOWERS SNF			1	100%	1
SUNY AT STONY BROOK			1	100%	1
CHESAPEAKE REGIONAL MEDICAL CENTER			1	100%	1
FAIRVIEW SOUTHDALE			1	100%	1
FAMILY MEDICINE AT WINTER PARK			1	100%	1
HARRIS URGENT CARE CENTER			1	100%	1
CLERMONT PEDIATRICS, PA			1	100%	1
The Pines at Poughkeepsie Center for Nursing and Rehabilitation		1			1
TMH PHYSICIAN PARTNERS BLOUNTSTOWN			1	100%	1
EASTERN FLORIDA STATE COLLEGE - PALM BAY CAMPUS			1	100%	1
HARLEM HOSPITAL CENTER		1			1
EAST END PEDIATRICS		1			1
WHITE WILSON MEDICAL CENTER NEPHROLOGY			1	100%	1
MEDICAL ASSOCIATES OF BREVARD LLC		1			1
TAYLOR MANOR		1			1
Manatee Springs Rehabilitation and Nursing Center		1			1
BOSTON MEDICAL CENTER			1	100%	1
CARESPOT EXPRESS HEALTHCARE BOYNTON BEACH			1	100%	1
PROGRESSIVE MEDICAL RESEARCH			1	100%	1
THYROID SPECIALTY LABORATORY			1	100%	1
Bayou Vista Community Care Center			1	100%	1
TANGLEWOOD MANOR		1			1
COMPASSION PEDIATRICS			1	100%	1
WALKONCLINIC			1	100%	1
BOULDER COMMUNITY HOSPITAL			1	100%	1
JOSEPH SCHENKER MD PC		1			1
CARE CENTERS OF NASSAU, LLC - HENDRICKS RD		1			1
MIAMI CHILDRENS HOSPITAL MIDTOWN OUTPATIENT CENTER			1	100%	1
CFCH - FROSTPROOF			1	100%	1
CENTRAL FLORIDA PEDIATRIC URGENT CARE LLC			1	100%	1
WEST VIRGINIA UNIVERSITY HOSPITALS			1	100%	1
SPARTANBURG REGIONAL MEDICAL CENTER			1	100%	1
NEW YORK PRESBYTERIAN HOSPITAL			1	100%	1
RCP OF MEMORIAL WEST			1	100%	1
INTERNAL MEDICINE LIPID AND WELNNESS PRACTICE			1	100%	1
CVS HEALTH, #5962		1			1
SELF REGIONAL HEALTHCARE			1	100%	1
LIBERTY HEALTH CENTER			1	100%	1
DAYTONA BEACH CENTRA CARE			1	100%	1
CAROLINAS HEALTHCARE SYSTEM LAB			1	100%	1

COVID-19: testing by laboratory

Data through Nov 28, 2020 verified as of Nov 29, 2020 at 09:25 AM

Data in this report are provisional and subject to change.

The numbers in the table below represent the number of Florida and non-Florida residents for whom test results were received by the Department of Health. A person can be tested by more than one laboratory and can have both positive and negative results. **Therefore, the sum of the numbers in each column will be larger than the total number of people tested.**

Reporting lab	Inconclusive	Negative	Positive	Percent positive	Total
CINNAMON COVE ALF		1			1
DEACONESS URGENT CARE CENTER			1	100%	1
THE LITTLE CLINIC			1	100%	1
BORINQUEN HEALTH CENTER			1	100%	1
OAKWOOD HOSPITAL - SOUTHSORE			1	100%	1
CLINICAL TRIALS OF TAMPA LLC		1			1
CHESTERFIELD HEALTHCARE GROUP, INC		1			1
BAYA PHARMACY WEST			1	100%	1
CONWAY MEDICAL CENTER			1	100%	1
ST VINCENTS AMBULATORY CARE INC			1	100%	1
DESERT HOSPITAL/CPHU CLINICAL LABORATORY			1	100%	1
LAKEVIEW REGIONAL HOSPITAL			1	100%	1
STEWART MELBOURNE HOSPITAL, INC			1	100%	1
ST JOHNS PEDIATRICS PA		1			1
UF HEALTH THE VILLAGES			1	100%	1
LAKEVIEW HEALTH CARE SYSTEM LLC			1	100%	1
ALL CARE URGENT CARE			1	100%	1
FIT4LIFE MEDICAL CENTER			1	100%	1
NAPHCARE INC		1			1
COMMONWEALTH OF VIRGINIA DIVISION OF CONSOLIDATED LABORATORY SERVICES			1	100%	1
Vi at Aventura		1			1
GUARDANT HEALTH		1			1
PHYSICIANS REGIONAL MEDICAL CTR - COLLIER BLVD			1	100%	1
FLORIDA FAMILY LABORATORY		1			1
HYDE PARK MEDICAL CENTER		1			1
BAPTIST HEALTH LEXINGTON			1	100%	1
FOUNTAINS OF HOPE LLC, THE		1			1
Brio of Johnston		1			1
LUTHERAN HAVEN ASSISTED LIVING		1			1
MEA PRIMARY CARE PLUS BYRAM			1	100%	1
ESOTERIC LAB			1	100%	1
TENNOVA HEALTHCARE - CLEVELAND			1	100%	1
MINUTE CLINIC OF KANSAS PA			1	100%	1
PEDIATRIC ASSOCIATES - DORAL			1	100%	1
INTERNATIONAL MEDICAL LABORATORY INC		1			1
ASPIRUS RIVERVIEW HOSPITAL & CLINICS INC		1			1
THOMAS HOSPITAL			1	100%	1
BRANDON REGIONAL EMERGENCY CTR			1	100%	1
AUSTIN REGIONAL CLINIC MICROBIOLOGY LAB			1	100%	1
SMITH NORTHVIEW HOSPITAL LAB			1	100%	1
Lab MSMC Hialeah			1	100%	1
PROGRESSIVE MEDICAL LAB LLC			1	100%	1
BRIGHAM AND WOMEN'S HOSPITAL			1	100%	1
XSTREMEMD			1	100%	1
MISSOURI DEPARTMENT OF HEALTH AND SENIOR SERVICES - STATE PH LAB		1			1
CENTRAL DUPAGE HOSPITAL			1	100%	1

COVID-19: testing by laboratory

Data through Nov 28, 2020 verified as of Nov 29, 2020 at 09:25 AM

Data in this report are provisional and subject to change.

The numbers in the table below represent the number of Florida and non-Florida residents for whom test results were received by the Department of Health. A person can be tested by more than one laboratory and can have both positive and negative results. **Therefore, the sum of the numbers in each column will be larger than the total number of people tested.**

Reporting lab	Inconclusive	Negative	Positive	Percent positive	Total
ST. LUCIE COUNTY HEALTH DEPARTMENT		1			1
FLORIDA DEPARTMENT OF HEALTH WASHINGTON COUNTY		1			1
MERITUS MEDICAL CENTER			1	100%	1
BAYCARE MEDICAL GROUP INC			1	100%	1
EXPRESS LAB LIVINGSTON			1	100%	1
PARKLAND HEALTH & HOSPITAL			1	100%	1
FLORIDA SCHOOL FOR THE DEAF AND THE BLIND			1	100%	1
LEE MEMORIAL HOSPITAL OUTPATIENT SURGERY CENTER			1	100%	1
Masonic Medical Research Institute			1	100%	1
ALLIANCE LABORATORY SERVICES			1	100%	1
BIODORON LABORATORIES			1	100%	1
JUPITER PEDIATRIC ASSOCIATES, PA			1	100%	1
TMH CANCER CENTER LABORATORY			1	100%	1
The Crossroads		1			1
EAST FL CORE LAB			1	100%	1
MIDLAND MEMORIAL HOSPITAL			1	100%	1
UHEALTH CORAL SPRINGS			1	100%	1
NORTH RIVER FAMILY HEALTH CENTER			1	100%	1
FRASER MEMORIAL HOSPITAL			1	100%	1
OHIO HEALTH DOCTORS HOSPITAL			1	100%	1
BELLE GLADES HEALTH CLINIC			1	100%	1
JOSHUA E CHESIR MD		1			1
LAKE REGIONAL HEALTH			1	100%	1
DR. PHILLIPS MEDICAL WELLNESS CENTER			1	100%	1
MEDIC INFUSION PA		1			1
Autumn Care of Suffolk		1			1
FALKVILLE HEALTHCARE		1			1
CITRONELLE HEALTH AND REHABILITATION CENTER		1			1
NURSING PLUS OF BROWARD LLC		1			1
ST JOSEPH'S HOSPITAL LABORATORY			1	100%	1
SUSAN F. WILLIAMS M.D., P.A.			1	100%	1
OMAHA VA MEDICAL CENTER			1	100%	1
BARRINGTON TERRACE NAPLES			1	100%	1
CROSS CREEK HEALTH CARE		1			1
SPINE & PAIN CONSULTANT PLLC		1			1
MY URGENT CARE CLINIC			1	100%	1
FLORIDA EPIDEMIOLOGY PROGRAM			1	100%	1
BMC/NASSAU			1	100%	1
HARBOUR'S EDGE		1			1
WESTON COUNTY HEALTH SERVICES			1	100%	1
WASHINGTON STATE DEPARTMENT OF HEALTH PUBLIC HEALTH LABORATORIES			1	100%	1
DISCOVERY AT HOME, LLC			1	100%	1
COLONIAL MEDICAL CENTER-EAST ORLANDO			1	100%	1
CFHC - FROSTPROOF			1	100%	1
CLAYMED OF NORTH FLORIDA			1	100%	1
RAPID CITY REGIONAL HOSPITAL -579 ATTN. LABORATORY		1			1

COVID-19: testing by laboratory

Data through Nov 28, 2020 verified as of Nov 29, 2020 at 09:25 AM

Data in this report are provisional and subject to change.

The numbers in the table below represent the number of Florida and non-Florida residents for whom test results were received by the Department of Health. A person can be tested by more than one laboratory and can have both positive and negative results. **Therefore, the sum of the numbers in each column will be larger than the total number of people tested.**

Reporting lab	Inconclusive	Negative	Positive	Percent positive	Total
RIVIERA BEACH HEALTH CENTER LAB			1	100%	1
PINNACLE DIALYSIS		1			1
CLINICAL LABORATORIES OF THE BUFFALO		1			1
DOCTORS HEARING			1	100%	1
ADVENTHEALTH PHYSICIAN GROUP – APPLEWOOD			1	100%	1
SHELBYVILLE HOSPITAL COMPANY		1			1
DOCS URGENT CARE			1	100%	1
ALABAMA REFERENCE LAB			1	100%	1
AVON PARK CLUSTER		1			1
SIGNATURE CARE MIDLAND			1	100%	1
INTEGRATED GENETICS SEQUENOM		1			1
KENTUCKY CABINET FOR HEALTH AND FAMILY SERVICES			1	100%	1
ST PETE DIRECT PRIMARY CARE		1			1
FLORIDA DEPARTMENT OF HEALTH IN LEE COUNTY			1	100%	1
HELEN HAYES HOSPITAL LABORATORY		1			1
ELITE CARE			1	100%	1
PUBLIC HEALTH TRUST OF MIAMI DADE COUNTY			1	100%	1
MID-FLORIDA PATHOLOGY LLC - MOBILE UNIT # 3			1	100%	1
SOUTH DADE NURSING & REHABILITATION CENTER			1	100%	1
Consulate Health Care of Tallahassee			1	100%	1
LADY LAKE SPECIALTY CARE			1	100%	1
CVS MINUTE CLINIC, LLC #22		1			1
FRESENIUS KIDNEY CARE FORT WALTON BEACH			1	100%	1
MINUTECLINIC 7196		1			1
UT AUSTIN UNIVERSITY HEALTH SERVICES			1	100%	1
ANDREWS INSTITUTE AMBULATORY SURGERY CENTER		1			1
MIDDLEBURG PEDIATRICS			1	100%	1
BETHPAGE EXTENDED HOURS CENTER		1			1
MID FLORIDA COMMUNITY SERVICES			1	100%	1
Good Samaritan Society-Blackduck		1			1
NORTON HEALTHCARE			1	100%	1
YUMA REGIONAL MEDICAL CENTER			1	100%	1
HARDEE COUNTY FIRE RESCUE		1			1
AVERA SACRED HEART HOSPITAL			1	100%	1
SPORTS MEDICINE CLINIC - U OF WYOMING			1	100%	1
LAB TEST KENDALL LLC		1			1
AMD			1	100%	1
MID-FLORIDA CANCER CENTERS		1			1
NEMOURS CHILDREN'S PRIMARY CARE, ST CLOUD			1	100%	1
CLINICAL LABORATORY		1			1
FLORIDA HOSPITAL WINTER PARK			1	100%	1
GALVESTON COUNTY HEALTH DISTRICT			1	100%	1
UPSON REGIONAL MEDICAL CENTER			1	100%	1
CORNERSTONE OF RECOVERY INC		1			1
UMHC HOLLYWOOD LABORATORY			1	100%	1
ESTATES MEDICAL CENTER INC			1	100%	1

COVID-19: testing by laboratory

Data through Nov 28, 2020 verified as of Nov 29, 2020 at 09:25 AM

Data in this report are provisional and subject to change.

The numbers in the table below represent the number of Florida and non-Florida residents for whom test results were received by the Department of Health. A person can be tested by more than one laboratory and can have both positive and negative results. **Therefore, the sum of the numbers in each column will be larger than the total number of people tested.**

Reporting lab	Inconclusive	Negative	Positive	Percent positive	Total
CLEVELAND HEARTLAB			1	100%	1
DOCTORS CARE – GREER		1			1
KETTERING MEDICAL CENTER			1	100%	1
ADVENTHEALTH SENIOR CARE AT ORMOND			1	100%	1
HEALTH CARE SERVICES LC			1	100%	1
Gulf Shore Care Center			1	100%	1
RHODE ISLAND DEPARTMENT OF HEALTH			1	100%	1
ADIRONDACK MEDICAL CENTER		1			1
INTERNAL MEDICINE & PEDIATRICS OF TAMPA BAY PA			1	100%	1
MEDFAST URGENT CARE CENTERS, LLC		1			1
Garden Isle Healthcare and Rehabilitation Center		1			1
MEDICAL ASSOCIATES OF CARTER		1			1
LRGHEALTHCARE		1			1
NORTHCREST MEDICAL CENTER			1	100%	1
NDX-CORE LAB			1	100%	1
POUDRE VALLEY HOSPITAL			1	100%	1
PEDIATRIC HEALTH CARE ALLIANCE, NORTH SIDE			1	100%	1
UMASS MEMORIAL MEDICAL CENTER, INC		1			1
COVID PROCESSING SITE			1	100%	1
MINUTECLINIC LLC # 3930			1	100%	1
ASSOCIATESMD MEDICAL GROUP INC			1	100%	1
WESTOX LABS		1			1
CLINCLOUD, LLC			1	100%	1
Regency Square			1	100%	1
Avera Sr. James Care Center		1			1
APS-SUMMIT CARE PHARMACY, LLC DBA OMNICARE		1			1
LABRADOR PRIMARY CARE CENTER			1	100%	1
NORDX			1	100%	1
QUALITY LAB			1	100%	1
TAMPA GENERAL MEDICAL GROUP LABORATORY HEALTHPARK			1	100%	1
ORMC-ARDEN/EOI			1	100%	1
WALGREENS #5130			1	100%	1
Oakwood - North Baldwins Center for Living		1			1
GWINNETT MEDICAL CENTER			1	100%	1
Washington County Nursing Home			1	100%	1
LSU MEDICAL CENTER			1	100%	1
ADVANCED MEDICAL LABORATORIES (AML)			1	100%	1
PRIMARY CARE MEDICINE			1	100%	1
PEDIATRIC ASSOCIATES - MIAMI LAKES		1			1
HIALEAH HOSPITAL RESPIRATORY DEPT			1	100%	1
MEMORIAL HERMANN			1	100%	1
DOCTORS HOSPITAL OF LAREDO			1	100%	1
AUGUSTA HEALTH CLINICAL LABORATORY			1	100%	1
ALL PRO ORTHOPEDICS & SPORTS MEDICINE, PA			1	100%	1
NORTHEAST TEXAS DIALYSIS		1			1
HAVASU REGIONAL MEDICAL CENTER			1	100%	1

COVID-19: testing by laboratory

Data through Nov 28, 2020 verified as of Nov 29, 2020 at 09:25 AM

Data in this report are provisional and subject to change.

The numbers in the table below represent the number of Florida and non-Florida residents for whom test results were received by the Department of Health. A person can be tested by more than one laboratory and can have both positive and negative results. **Therefore, the sum of the numbers in each column will be larger than the total number of people tested.**

Reporting lab	Inconclusive	Negative	Positive	Percent positive	Total
KENILWORTH CARE & REHABILITATION CENTER			1	100%	1
EXACCARE KINGSTON, LLC			1	100%	1
MERCYONE DES MOINES MEDICAL CENTER			1	100%	1
SYNAPSE ANALYTICAL LABS		1			1
American Fork Care Center dba Heritage Care Center		1			1
COASTAL SKIN SURGERY AND DERMATOLOGY PL		1			1
GAMMA HEALTHCARE, INC		1			1
Harbert Hills Academy Nursing Home		1			1
OCALA FAMILY MEDICAL CENTER		1			1
WILTON MANORS HEALTH & REHABILITATION CENTER			1	100%	1
OPTIMAL CARE PEDIATRICS			1	100%	1
MID-FLORIDA PATHOLOGY LLC		1			1
MADISON COUNTY MEMORIAL HOSPITAL LABORATORY		1			1
TMH PHYSICIAN PARTNERS			1	100%	1
WEST COAST CLINICAL LABS INC			1	100%	1
CHATSWORTH ASSISTED LIVING COMMUNITY AT PGA NATIONAL			1	100%	1
HOUSTON DEPARTMENT OF HEALTH AND HUMAN SERVICES			1	100%	1
DEPARTMENT OF HEALTH AND ENVIRONMENTAL CONTROL			1	100%	1
UNITED HEALTHCARE			1	100%	1
SUN CITY DIAGNOSTIC CENTER			1	100%	1
WELLINGTON WEST 100176			1	100%	1
ACCURATE HEALTH SERVICES CORP			1	100%	1
PALM WEST INTERNIST PA			1	100%	1
SINAI PLAZA NURSING AND REHAB CENTER			1	100%	1
SAINT BARNABAS MEDICAL CENTER		1			1
OXY-GENLAB			1	100%	1
BLUFFTON HEALTH CENTER			1	100%	1
INNOVATIVE HEALTH DIAGNOSTIC OF CALIFORNIA			1	100%	1
Elm Crest Senior Living Community		1			1
PSL JAX BEACH OPERATIONS LLC			1	100%	1
CALIFORNIA PUBLIC HEALTH LABORATORY			1	100%	1
Oakview Manor Health and Rehab		1			1
NORTH SHORE HEMATOLOGY-ONCOLOGY ASSOCIATES		1			1
URGENT DOC -NACOGODOCHES CLINIC			1	100%	1
HEALTHCARE ASSOCIATES OF IRVING, LLP			1	100%	1
SV MOBILE HEALTH			1	100%	1
VIVEX/UMTB BIOMEDICAL			1	100%	1
INTEGRATED REGIONAL LABS			1	100%	1
BAYOU URGENT CARE			1	100%	1
FLEMING ISLAND CENTER FOR CLINICAL RESEARCH		1			1
PALM BEACH DIABETES AND ENDOCRINE SPECIALISTS, PA			1	100%	1
AVERA ST. MARY'S HOSPITAL			1	100%	1
MARION COUNTY HEALTH DEPARTMENT			1	100%	1
MED TECH CLINICAL LABORATORY		1			1
THE HEART HOSPITAL BAYLOR PLANO			1	100%	1
VIERA HEALTH AND REHABILITATION CENTER			1	100%	1

COVID-19: testing by laboratory

Data through Nov 28, 2020 verified as of Nov 29, 2020 at 09:25 AM

Data in this report are provisional and subject to change.

The numbers in the table below represent the number of Florida and non-Florida residents for whom test results were received by the Department of Health. A person can be tested by more than one laboratory and can have both positive and negative results. **Therefore, the sum of the numbers in each column will be larger than the total number of people tested.**

Reporting lab	Inconclusive	Negative	Positive	Percent positive	Total
SPECTRUM LUDINGTON			1	100%	1
PROFESSIONAL HEALTH EXAMINERS			1	100%	1
ASCENSION ST VINCENT'S MEDICAL CENTER			1	100%	1
VA OPTOMETRY CLINIC			1	100%	1
BROOKDALE JENSEN BEACH ☐		1			1
Cortland Acres Association		1			1
PORT ORANGE NURSING & REHAB			1	100%	1
HOLYOKE MEDICAL CENTER			1	100%	1
SUNSHINE URGENT CARE LLC			1	100%	1
WHEATON FRANCISCAN LABORATORY			1	100%	1
MULBERRY'S MOBILE PROVIDER SERVICES LLC ☐			1	100%	1
LAB. CORP. OF AMERICA			1	100%	1
OCCUPATIONAL HEALTH CENTER		1			1
LABCORP UNSPECIFIED		1			1
STANLY REGIONAL MEDICAL CENTER			1	100%	1
PARKWAY REGIONAL MEDICAL CENTER LAB			1	100%	1
DOCTOR'S IN-HOUSE LAB/COMMUNITY HEALTH CENTERS OF PINELLAS – JOHNNIE R			1	100%	1
MEDICAL ARTS LABORATORY			1	100%	1
Imperial Healthcare Centre			1	100%	1
FLORIDA HOSPITAL LABORATORIES		1			1
ADVENTHEALTH NEW SMYRNA BEACH COMMUNITY HEALTH			1	100%	1
FLORIDA STATE UNIVERSITY HEALTH SERVICES			1	100%	1
LP ELIZABETHTON		1			1
IDAHO HEALTH DEPARTMENT			1	100%	1
MEDICAL CLINIC OF HOUSTON			1	100%	1
ST. LUKES HOSPITAL			1	100%	1
GEORGE WASHINGTON UNIVERSITY HOSPITAL			1	100%	1
BROOKS -TLC HOSPITAL SYSTEM			1	100%	1
COVENANT HEALTH		1			1
ADVANCED PEDIATRICS			1	100%	1
HANCOCK REGIONAL HOSPITAL		1			1
CLINICAL LABORATORY DEPARTMENT			1	100%	1
GATEWAY LABORATORIES		1			1
JACKSON MADISON CO. GEN. HOSPITAL			1	100%	1
HERNANDO CHILDREN'S			1	100%	1
CHRISTUS SPOHN HOSPITAL			1	100%	1
MAINE HEALTH AND ENVIRONMENTAL TESTING LABORATORY			1	100%	1
Buena Vista Care Center		1			1
THE INTERNAL MEDICAL GROUP		1			1
OMNICARE PHARMACY OF TEXAS 1, LP		1			1
LITTLE FALLS HOSPITAL LABORATORY		1			1
LIFE CARE CENTER OF HILTON HEAD		1			1
ANY LAB TEST FAST CORP			1	100%	1
ER NEAR ME HULEN		1			1
BEAUMONT HOSPITAL			1	100%	1
Crowne Place Assisted Living		1			1

COVID-19: testing by laboratory

Data through Nov 28, 2020 verified as of Nov 29, 2020 at 09:25 AM

Data in this report are provisional and subject to change.

The numbers in the table below represent the number of Florida and non-Florida residents for whom test results were received by the Department of Health. A person can be tested by more than one laboratory and can have both positive and negative results. **Therefore, the sum of the numbers in each column will be larger than the total number of people tested.**

Reporting lab	Inconclusive	Negative	Positive	Percent positive	Total
HAWAII DEPARTMENT OF HEALTH			1	100%	1
BROOKDALE OVIEDO		1			1
HERNANDO COUNTY HEALTH DEPT			1	100%	1
COOPER CLINIC			1	100%	1
TERRELL URGENT CARE			1	100%	1
MARINA DEL REY HOSPITAL LAB			1	100%	1
EXCEL URGENT CARE OF NJ			1	100%	1
HIBISCUS COURT			1	100%	1
QUEST DIAGNOSTICS CLINICAL LABORATORIES INC		1			1
CHILDREN'S MEDICAL GROUP		1			1
SUN CLINICAL LABORATORIES			1	100%	1
OVIEDO CHILDRENS HEALTH CENTER LLC		1			1
REGIONAL MEDICAL CENTER BAYONET POINT			1	100%	1
WEST COAST FAMILY MEDICAL CARE			1	100%	1
NFRC CLINICAL LAB			1	100%	1
Metro West Nursing and Rehab			1	100%	1
Greystone Health Care Center		1			1
STUART SURGERY CENTER, LLC			1	100%	1
KEY WEST BRANCH MEDICAL CLINIC			1	100%	1
FLORIDA KEYS PED AND ADOLES CTR			1	100%	1
LABORATORY COPORATION OF AMERICA			1	100%	1
MRMC LAB MICRO			1	100%	1
STARLING AT NOCATEE			1	100%	1
HELGEMO & LIOU PEDIATRICS			1	100%	1
SPRINGFIELD HOSPITAL			1	100%	1
LEGACY ER & URGENT CARE - FRISCO WEST			1	100%	1
SHANDS JACKSONVILLE CLINICAL CENTER			1	100%	1
TITUSVILLE CENTER FOR SURGICAL EXCELLENCE LLC		1			1
SOUTHERN HILLS MEDICAL CENTER			1	100%	1
ORCHID TERRACE		1			1
NAVAL MEDICAL CENTER			1	100%	1
CANDLER HOSPITAL			1	100%	1
VETERANS AFFAIRS MEDICAL CENTER - GREATER LOS ANGELES			1	100%	1
SACRED HEART HEALTH SYSTEM, INC			1	100%	1
HELIX LW UC		1			1
BLACK STALLION WALK IN AND EXERCISE CLINICS LLC		1			1
MACCLENNY NURSING AND REHAB			1	100%	1
MINUTECLINIC DIAGNOSTIC OF NORTH CAROLINA PC #5341		1			1
ST. LUKE'S HOSPITAL - BETHLEHEM CAMPUS		1			1
GSM OCED Subsection			1	100%	1
US LABORATORIES			1	100%	1
BRISTOL REGINAL MEDICAL CENTER			1	100%	1
ROCKWALL URGENT CARE			1	100%	1
FALMOUTH BY THE SEA			1	100%	1
SOUTH FLORIDA URGENT CARE CENTERS, LLC			1	100%	1
BROOKS REHAB			1	100%	1

COVID-19: testing by laboratory

Data through Nov 28, 2020 verified as of Nov 29, 2020 at 09:25 AM

Data in this report are provisional and subject to change.

The numbers in the table below represent the number of Florida and non-Florida residents for whom test results were received by the Department of Health. A person can be tested by more than one laboratory and can have both positive and negative results. **Therefore, the sum of the numbers in each column will be larger than the total number of people tested.**

Reporting lab	Inconclusive	Negative	Positive	Percent positive	Total
NORTH BROWARD MEDICAL CENTER			1	100%	1
CAROMONT HEALTH			1	100%	1
MID FLORIDA BIOLOGICALS			1	100%	1
HAWAII DEPARTMENT OF HEALTH LAB			1	100%	1
WESTWOOD NURSING & REHAB		1			1
Redwood Springs Healthcare			1	100%	1
HAYS CLINICAL LAB			1	100%	1
RIVERSIDE MEDICAL CENTER		1			1
STATE OF FLORIDA			1	100%	1
CLEVELAND CLINIC FLORIDA			1	100%	1
DUKE HEALTH REGIONAL HOSPITAL			1	100%	1
PHYSICIANS IMMEDIATE CARE ELGIN			1	100%	1
BEAUMONT HOSPITAL, GROSSE POINTE			1	100%	1
QUALITY CLINICAL LAB LLC			1	100%	1
PALM BEACH COUNTY HEALTH DEPT.			1	100%	1
DUKE UNIVERSITY POINT OF CARE TESTING PROGRAM			1	100%	1
CAREWELL URGENT CARE FITCHBURG			1	100%	1
OCALA REGIONAL DIALYSIS- NORTH			1	100%	1
TAMPA URGENT CARE			1	100%	1
WEST COAST PEDIATRICS			1	100%	1
ST VINCENT'S AMBULATORY CARE INC			1	100%	1
HENRICO DOCTOR'S LABORATORY			1	100%	1
SYNERGENE LABORATORY			1	100%	1
LEON MEDICAL CENTERS, LLC			1	100%	1
IVAN, MAYA			1	100%	1
NEW ERA COMMUNITY HEALTH CENTER LLC		1			1
PROPATH			1	100%	1
LAKE COMMUNITY ACTION AGENCY		1			1
FLAGLER PROFESSIONAL HEALTH CARE SERVICES INC		1			1
MDS PHARMA SERVICES		1			1
MINUTECLINIC DIAGNOSTIC OF OHIO #6192		1			1
COBLESKILL REGIONAL HOSPITAL		1			1
FLORIDA HEALTH CARE PLANS STIRLING CENTER			1	100%	1
BUFFALO VAMC			1	100%	1
LABORATORIO BUENA SALUD			1	100%	1
ATHENA PLASTIC SURGERY		1			1
HEALTHPARK MEDICAL CTR NURSING SVC		1			1
WELLMED AT FORT PIERCE		1			1
BOCA BIOLISTICS LLC			1	100%	1
WOODLAND TOWERS			1	100%	1
ALLIED PHYSICIANS GROUP		1			1
SKYRIDGE CLINICAL ASSOCIATES		1			1
USC VERDUGO HILLS HOSPITAL			1	100%	1
CENTRAL FLORIDA HOSPITALIST			1	100%	1
NORTH SHORE MEDICAL CENTER - SALEM HOSPITAL			1	100%	1
ROYAL CARE OF AVON PARK			1	100%	1

COVID-19: testing by laboratory

Data through Nov 28, 2020 verified as of Nov 29, 2020 at 09:25 AM

Data in this report are provisional and subject to change.

The numbers in the table below represent the number of Florida and non-Florida residents for whom test results were received by the Department of Health. A person can be tested by more than one laboratory and can have both positive and negative results. **Therefore, the sum of the numbers in each column will be larger than the total number of people tested.**

Reporting lab	Inconclusive	Negative	Positive	Percent positive	Total
POPLAR HEALTHCARE			1	100%	1
SUPERKIDS PEDIATRICS			1	100%	1
NCHMD INC			1	100%	1
VA PRIMARY CARE ANNEX			1	100%	1
ROAN DRUG COMPANY LLC		1			1
ST CATHERINE HOSPITAL LABORATORY			1	100%	1
WINTER GARDEN CHILDREN'S HEALTH CENTERS			1	100%	1
RAMBAM URGENT CARE			1	100%	1
URGENT CARE & FAMILY PRACTICE CENTER			1	100%	1
SANTA CLARA VALLEY MEDICAL CENTER			1	100%	1
LILY PHARMACY		1			1
ST JUDE LABORATORIES		1			1
FLORIDA HOSPITAL ORMOND BEACH			1	100%	1
STEWART FLORIDA ALF, INC			1	100%	1
CLUB HEALTH AND REHABILITATION CENTER, THE		1			1
ADVICE FOR OPTIMAL WELLNESS, INC			1	100%	1
SPECTRUM LABORATORY			1	100%	1
NONA MEDICAL ARTS		1			1
PARTNERS IN PRIMARY CARE		1			1
TENNOVA ER - SANGO			1	100%	1
CDRX INFUSION			1	100%	1
Hialeah Nursing And Rehabilitation Center			1	100%	1
ASHLEY PEDIATRICS			1	100%	1
UNIVERSITY URGENT CARE			1	100%	1
CVS HEALTH, #1994		1			1
IZ MEDICAL		1			1
LATCHER LABORATORY OF A O FOX MEMORIAL		1			1
TRAVIS LEE THOMPSON MD			1	100%	1
PINELLAS CHD - CLEARWATER			1	100%	1
PM PEDIATRICS OF SELDEN PLLC		1			1
RIVERSIDE COUNTY PUBLIC HEALTH LABORATORY			1	100%	1
CULVER CITY URGENT CARE			1	100%	1
HEARTLAND REGIONAL MEDICAL CENTER		1			1
MEDONE URGENT CARE			1	100%	1
AFFINITY URGENT CARE			1	100%	1
LEXINGTON PLACE SENIOR LIVING COMMUNITY		1			1
FHPG_EXP CARE W HILLSBOROUGH			1	100%	1
QC LABORATORY			1	100%	1
ST. MICHAEL'S ELITE HOSPITAL			1	100%	1
TARPON BAYOU CENTER			1	100%	1
NEW ERA HEALTH CENTER INC		1			1
MARYLAND DEPARTMENT OF HEALTH AND MENTAL HYGIENE			1	100%	1
Harris Hill Nursing Facility		1			1
TREASURE COAST MEDICAL CONCIERGE LLC			1	100%	1
Cornerstone at the Ranch		1			1
MIAMI-DADE COUNTY HEALTH DEPT.		1			1

COVID-19: testing by laboratory

Data through Nov 28, 2020 verified as of Nov 29, 2020 at 09:25 AM

Data in this report are provisional and subject to change.

The numbers in the table below represent the number of Florida and non-Florida residents for whom test results were received by the Department of Health. A person can be tested by more than one laboratory and can have both positive and negative results. **Therefore, the sum of the numbers in each column will be larger than the total number of people tested.**

Reporting lab	Inconclusive	Negative	Positive	Percent positive	Total
STEPHENS COUNTY HOSPITAL			1	100%	1
URGENT CARE AND SURGERY CENTER			1	100%	1
ARNOLD PALMER HOSPITAL LAB POCT		1			1
GOSHEN HOSPITAL			1	100%	1
HORIZON MEDICAL CENTER			1	100%	1
UMASS MEMORIAL/MARLBORO HOSPITAL			1	100%	1
A.G. Rhodes		1			1
Heartland Healthcare Center Boca Raton			1	100%	1
SANITAS RESEARCH LLC			1	100%	1
FAYETTE MEDICAL CENTER LAB		1			1
SOLARIS HEALTHCARE BAYONET POINT			1	100%	1
SIMEDHEALTH LLC		1			1
REFERENCE LABORATORY			1	100%	1
MONMOUTH MEDICAL CENTER		1			1
HOLLAND COMMUNITY HOSPITAL		1			1
VAULT MEDICAL SERVICES			1	100%	1
MEDICAL CENTER OF THE ROCKIES			1	100%	1
CHOTA COMMUNITY HEALTH SERVICES		1			1
JUPITER MEDICAL CENTER URGENT CARE - STUART			1	100%	1
TARPON SPRINGS PEDIATRICS, LLC			1	100%	1
HOWELL BRANCH COURT			1	100%	1
MINNESOTA DEPARTMENT OF HEALTH LABORATORY			1	100%	1
FLORIDA CLINICAL RESEARCH CENTER, LLC			1	100%	1
LIFELINK TRANSPLANT INSTITUTE LAB			1	100%	1
JOHNSON & JOHNSON VISION CARE-VISTAKON			1	100%	1
PANCARE HEALTH - VERNON ELEMENTARY			1	100%	1
Metairie Healthcare Center			1	100%	1
BASCOM PALMER-MICRO LAB			1	100%	1
CLEVELAND CLINIC OHIO LABORATORIES			1	100%	1
BAPTIST HEALTH SURGERY CENTER			1	100%	1
ALLEGANY COUNTY DEPARTMENT OF HEALTH		1			1
TWIN			1	100%	1
CAREWELL 203			1	100%	1
LAREDO EMERGENCY ROOM			1	100%	1
ADVANCED RESEARCH AND DIAGNOSTIC LABORATORY UNIVERSITY OF MINNESOTA			1	100%	1
The Ponce Therapy Care Center		1			1
UCH LAB			1	100%	1
FAMILY CARE PARTNERS URGENT CARE LLC			1	100%	1
MEMORIAL HERMANN SOUTHWEST HOSPITAL			1	100%	1
HEALTH FIRST MEDICAL GROUP LLC			1	100%	1
ENCOMPASS HEALTH HOME HEALTH		1			1
COMMUNITY MEDICAL CENTER-ORANGE CITY		1			1
TEVAPHARM			1	100%	1
HALEYVILLE HEALTH CARE CENTER		1			1
ROYAL PALM PEDIATRICS			1	100%	1
ADVENTHEALTH MEDICAL GROUP FAMILY & INTERNAL			1	100%	1

COVID-19: testing by laboratory

Data through Nov 28, 2020 verified as of Nov 29, 2020 at 09:25 AM

Data in this report are provisional and subject to change.

The numbers in the table below represent the number of Florida and non-Florida residents for whom test results were received by the Department of Health. A person can be tested by more than one laboratory and can have both positive and negative results. **Therefore, the sum of the numbers in each column will be larger than the total number of people tested.**

Reporting lab	Inconclusive	Negative	Positive	Percent positive	Total
APC PEDIATRICS			1	100%	1
SUMMERFIELD PAIN MANAGEMENT			1	100%	1
MEDEXPRESS - BLOOMIN BRANDS			1	100%	1
BEAUMONT REFERENCE LABORATORY			1	100%	1
PHYSICIAN ASSOCIATES, LLC			1	100%	1
EXPEDIAN URGENT CARE			1	100%	1
MINUTECLINIC DIAGNOSTIC OF NEW MEXICO LLC #7552		1			1
NORTH PINELLAS CHILDRENS MEDICAL CENTER INC			1	100%	1
OCHSNER MEDICAL CENTER			1	100%	1
COLLINS NURSING HOME		1			1
JACKSONVILLE STATEFL			1	100%	1
AZALEALAND NURSING HOME		1			1
ALOHA HOME CARE LLC DBA ACCENTCARE HOME HEALTH OF		1			1
DEPT OF VA MEDICAL CENTER - MIAMI			1	100%	1
Manassas Health & Rehab			1	100%	1
CONSOLIDATED			1	100%	1
PROGENESIS INC			1	100%	1
CAREWELL JW - WORCESTER LNC			1	100%	1
JUPITER INTERNAL MEDICINE AND ASSOCIATES			1	100%	1
SHEEPSHEAD BAY URGENT CARE		1			1
Medicalodges Neosho			1	100%	1
DERMDX, DIV OF AURORA DIAGNOSTICS/BERNHARDT LAB		1			1
FAIRFIELD MEDICAL CENTER			1	100%	1
OCEAN MEDICAL CENTER		1			1
CVS HEALTH, #2043		1			1
HIGHLAND PARK LAKEWOOD PRESTON HOLLOW			1	100%	1
COMMUNITY MEDICAL AND DENTAL CARE INC		1			1
Florida Clinical Laboratory			1	100%	1
BAPTIST HOSPITAL OF MIAMI MCI BROWARD LABORATORY			1	100%	1
SPECIALTY DRUG TESTING			1	100%	1
WANTAGH URGENT CARE		1			1
ST. VINCENT HOSPITAL			1	100%	1
Glen Oaks Health and REhabilitation		1			1
FORT MYERS REHABILITATION AND NURSING CENTER		1			1
NORTHEAST PEDIATRICS			1	100%	1
ARIZA WELLNESS CARE LLC			1	100%	1
ATHENS LIMESTONE HOSPITAL		1			1
CAREHERE HUDSON BAY			1	100%	1
ADVENT HEALTH APOPKA		1			1
SMITH KLINE			1	100%	1
CHRISTIANA HOSPITAL		1			1
SCIENCE CARE			1	100%	1
ORLANDO FAMILY MEDICAL INC		1			1
INTEGRITY CLINICAL RESEARCH CENTER INC			1	100%	1
KANA MEDICAL			1	100%	1
GRAND VILLA OF ST. PETERSBURG			1	100%	1

COVID-19: testing by laboratory

Data through Nov 28, 2020 verified as of Nov 29, 2020 at 09:25 AM

Data in this report are provisional and subject to change.

The numbers in the table below represent the number of Florida and non-Florida residents for whom test results were received by the Department of Health. A person can be tested by more than one laboratory and can have both positive and negative results. **Therefore, the sum of the numbers in each column will be larger than the total number of people tested.**

Reporting lab	Inconclusive	Negative	Positive	Percent positive	Total
EXPRESS CARE OF THE SHOALS		1			1
STARR COUNTY MEMORIAL HOSPITAL			1	100%	1
DOCTORS MEMORIAL HOSP HOME HEALTH CARE		1			1
SPRINGBROOK HOSPITAL			1	100%	1
BLUEWATER TOXICOLOGY			1	100%	1
SACRED HEART MEDICAL CENTER			1	100%	1
MEDICAL CENTER OF CENTRAL GEORGIA			1	100%	1
CLIFTON-FINE HOSPITAL LABORATORY		1			1
GIBSON AREA PRIMARY CARE			1	100%	1
NYC PUBLIC HEALTH LABS			1	100%	1
Bolingreen Health and Rehabilitation		1			1
University Plaza Rehabilitation and Nursing			1	100%	1
MALUHIA		1			1
FLORIDA DEPARTMENT OF HEALTH SEMINOLE COUNTY		1			1
PREMIER PEDIATRICS			1	100%	1
FLORIDA MEDICAL CLINIC RADIOLOGY DALE MABRY		1			1
PASCO COUNTY HEALTH DEPARTMENT			1	100%	1
FLORIDA DEPARTMENT OF HEALTH (FDOH)			1	100%	1
ALTA BATES SUMMIT MEDICAL CENTER CLINICAL LAB			1	100%	1
Diversicare of Smyrna		1			1
PALMETTO PRIMARY CARE PHYSICIANS			1	100%	1
BRIDGEWATER PARK ASSISTED LIVING LLC			1	100%	1
HEALGEN SCIENTIFIC			1	100%	1
NEIGHBORCARE PHARMACY SERVICES		1			1
Livingston County Center for Nursing and Rehabilitation		1			1
LAKELAND MEDICAL CENTER			1	100%	1
ORMOND BEACH URGENT CARE			1	100%	1
LOUNDY		1			1
RIVERSIDE METHODIST HOSPITAL LAB			1	100%	1
JOSEF SCHENKER MD PC DBA CENTERS URGENT		1			1
CVS MINUTE CLINIC DIAG OF IND, LLC #6549		1			1
HENRY FORD WEST BLOOMFIELD HOSPITAL			1	100%	1
Ramsey Village		1			1
MILFORD REGIONAL HOSPITAL			1	100%	1
METRO HEALTH HOSPITAL LABORATORY		1			1
UHEALTH UNIVERSITY OF MIAMI			1	100%	1
ORLANDO FAMILY PHYSICIANS			1	100%	1
EAST COAST INSTITUTE FOR RESEARCH LLC			1	100%	1
DALLAS COUNTY HEALTH AND HUMAN SERVICES			1	100%	1
MEMORIAL HEALTH UNIVERSITY MEDICAL CENTER			1	100%	1
MEDCARE QUALITY MEDICAL CENTER LLC			1	100%	1
ENZO LABS INC			1	100%	1
MINUTECLINIC DIAG OF IND, LLC #6553		1			1
EAST TENNESSEE STATE UNIVERSITY		1			1
FORT LOUDOUN PRIMARY CARE		1			1
PHYSICIANS URGENT CARE			1	100%	1

COVID-19: testing by laboratory

Data through Nov 28, 2020 verified as of Nov 29, 2020 at 09:25 AM

Data in this report are provisional and subject to change.

The numbers in the table below represent the number of Florida and non-Florida residents for whom test results were received by the Department of Health. A person can be tested by more than one laboratory and can have both positive and negative results. **Therefore, the sum of the numbers in each column will be larger than the total number of people tested.**

Reporting lab	Inconclusive	Negative	Positive	Percent positive	Total
RENFREW CENTERS INC		1			1
UNIVERSITY HOSPITALS OF CLEVELAND			1	100%	1
ADVANCE MD CARE			1	100%	1
AFC PHYSICIANS OF FLORIDA, PA			1	100%	1
SILVERMAN			1	100%	1
INTERMOUNTAIN MEDICAL CENTER			1	100%	1
NEW YORK UNIVERSITY MEDICAL CENTER			1	100%	1
PALMA CEIA MED GROUP-SWANN		1			1
LIGHTHOUSE PEDIATRICS OF NAPLES			1	100%	1
ADVENT HEALTH MEDICAL GROUP FAMILY MEDICINE			1	100%	1
2504-HOMEWOOD		1			1
Trucare Living Centers - Columbus		1			1
Eddy Memorial Geriatric Center		1			1
ELEMENTS PHARMACY			1	100%	1
LOYOLA UNIVERSITY MEDICAL CENTER LABORATORY			1	100%	1
MED TECH SERVICES OF PALM BEACH INC		1			1
JS HEALTHCARE			1	100%	1
UF KANAPAHA LAB BEAKER		1			1
RENOWN REGIONAL MEDICAL CENTER			1	100%	1
Signature healthcare of Jacksonville		1			1
Sherwood Oaks Health Center			1	100%	1
UNIVERSITY OF MARYLAND PATHOLOGY ASSOCIATES			1	100%	1
ST GERARD'S COMMUNITY OF CARE		1			1
WALGREENS #01398			1	100%	1
GRAND VIEW HOSPITAL			1	100%	1
TAMPA INTERNATIONAL AIRPORT			1	100%	1
PALM SPRINGS GENERAL HOSPITAL			1	100%	1
Sanford Health & Rehabilitation			1	100%	1
LIFE CARE CENTER OF GWINNETT		1			1
POETS WALK SARASOTA			1	100%	1
INN AT ASTON GARDENS, THE		1			1
CSL PLASMA LAB			1	100%	1
MINUTECLINIC LLC #5157			1	100%	1
MCH PHYSICIANS GROUP			1	100%	1
Good Samaritan Society - Albion		1			1
ADVANCED LABORATORY SERVICES			1	100%	1
Valley Center (WV)			1	100%	1
PUTNAM CO HOSPITAL-D/B/A ASBURY TOWERS		1			1
OAK HAVEN REHAB AND NURSING CENTER			1	100%	1
MAYO CLINIC OUTPATIENT DIALYSIS CENTER			1	100%	1
CARENOW URGENT CARE-WEST END		1			1
PHYSICIANS PRIMARY CARE LEHIGH PEDS			1	100%	1
CARESPOT URGENT CARE		1			1
CORDOVA FAMILY PRACTICE			1	100%	1
PCR DIAGNOSTICS			1	100%	1
EXCEPTIONAL EMERGENCY CENTER			1	100%	1

COVID-19: testing by laboratory

Data through Nov 28, 2020 verified as of Nov 29, 2020 at 09:25 AM

Data in this report are provisional and subject to change.

The numbers in the table below represent the number of Florida and non-Florida residents for whom test results were received by the Department of Health. A person can be tested by more than one laboratory and can have both positive and negative results. **Therefore, the sum of the numbers in each column will be larger than the total number of people tested.**

Reporting lab	Inconclusive	Negative	Positive	Percent positive	Total
CVS MINUTE CLINIC DIAGNOSTIC PA #3060		1			1
TELEVISIT PALM BAY FAMILY PRACTICE			1	100%	1
NEWTON MEMORIAL HOSPITAL		1			1
VISTA DEL SOL MED ASSOC		1			1
UNIVERSITY OF IOWA HOSPITALS & CLINICS			1	100%	1
MAYO CLINICAL LABORATORIES		1			1
WELLSNOW URGENT CARE-OSWEGO			1	100%	1
NEW YORK CITY DEPARTMENT OF HEALTH			1	100%	1
MICHIGAN HEALTH CLINIC LABORATORIES		1			1
SIGNATURE CARE COLLEGE STATION			1	100%	1
Village Crest Center for Health & Rehabilitation		1			1
ST. PETERSBURG PEDIATRICS- 38TH AVENUE			1	100%	1
ROCKLEDGE HEALTH & REHABILITATION CENTER			1	100%	1
MEDICAL UNIVERSITY SC HOSPITAL			1	100%	1
PONCE PLAZA NURSING & REHAB CENTER			1	100%	1
SHARON REGIONAL MEDICAL CENTER			1	100%	1
ADVENT HEALTH - OWASA			1	100%	1
ORDRS, INC.			1	100%	1
Tremont Health & Rehabilitation Center		1			1
BEAUFORT MEMORIAL			1	100%	1
FREEPORT ER DOX URGENT CARE		1			1
THE CHILDREN'S HOSPITAL OF PHILADELPHIA		1			1
MEDICAL ASSOCIATES OF PINELLAS - LAB			1	100%	1
SERENADES BY SONATA		1			1
HEALTHCARE FOR THE HOMELESS			1	100%	1
CALIFORNIA DIVISION OF COMMUNICABLE DISEASE CONTROL			1	100%	1
BREVARD HEALTH ALLIANCE INC, THE			1	100%	1
CARTERSVILLE MEDICAL CENTER			1	100%	1
ARIZONA STATE LABORATORY			1	100%	1
BREVARD FAMILY WALK IN CLINIC			1	100%	1
INFECTION CONTROL DEPT			1	100%	1
INNOVATIVE COVID-DIVERSEY			1	100%	1
URGENT CARE OF FORT LAUDERDALE INC			1	100%	1
MID - FLORIDA PATHOLOGY LLC			1	100%	1
ADVENTHEALTH EXPRESS CARE AT WALGREENS			1	100%	1
ONE MEDICAL GROUP		1			1
FLORIDA HEART AND VASCULAR MULTISPECIALTY GROUP PA			1	100%	1
SWEETWATER NURSING CENTER		1			1
HARDIN MEMORIAL HOSPITAL - HEARTLAND PATHOLOGY CONSULTANTS			1	100%	1
EASTSIDE MEDICAL CLINIC		1			1
VALLEY MEDICAL LABORATORY			1	100%	1
FAMILY CARE			1	100%	1
BROOKSVILLE REGIONAL HOSPITAL			1	100%	1
EH FARGO HOSPITAL LABORATORY			1	100%	1
CORPORATION OF AMERICA		1			1
BLOOMINGDALE PEDIATRIC ASSOCIATES PA			1	100%	1

COVID-19: testing by laboratory

Data through Nov 28, 2020 verified as of Nov 29, 2020 at 09:25 AM

Data in this report are provisional and subject to change.

The numbers in the table below represent the number of Florida and non-Florida residents for whom test results were received by the Department of Health. A person can be tested by more than one laboratory and can have both positive and negative results. **Therefore, the sum of the numbers in each column will be larger than the total number of people tested.**

Reporting lab	Inconclusive	Negative	Positive	Percent positive	Total
PEACHEALTH LABORATORIES		1			1
PRIMEX CLINICAL LABORATORIES INC			1	100%	1
NORTH FLORIDA CHILD DEVELOPMENT, INC			1	100%	1
BUENA VIDA ESTATES			1	100%	1
Remarkable Healthcare Dallas			1	100%	1
CQUENTIA NGS, LLC			1	100%	1
STANFORD HEALTH CARE ANATOMIC PATHOLOGY & CLINICAL LAB			1	100%	1
MERCY – NORTH IOWA			1	100%	1
FAITH FAMILY PRACTICE			1	100%	1
METHODIST MANSFIELD MEDICAL CENTER			1	100%	1
CHI ST. LUKE'S HEALTH BCM MEDICAL CENTER			1	100%	1
ADVENTHEALTH HOSPICE CARE CENTRAL FLORIDA		1			1
FLORIDA DIGESTIVE AND LIVER SPECIALISTS			1	100%	1
MINUTE CLINIC			1	100%	1
KEY TRAINING CENTER			1	100%	1
STANDIFER PLACE		1			1
SIGNATURE CARE LEWISVILLE-EMERGENCY CENTER			1	100%	1
CONSULATE HEALTH CARE OF VERO BEACH			1	100%	1
CARE STATION MEDICAL GROUP		1			1
ALL PEDIATRIC CARE PA			1	100%	1
WARE EXPRESS CARE			1	100%	1
ManorCare Rehabilitation Center- Decatur		1			1
ST MARY'S OF SAGINAW		1			1
BERKSHIRE MEDICAL CENTER			1	100%	1
MOUNT SINAI COMPREHENSIVE CANCER CENTER			1	100%	1
REGIONS HOSPITAL LABORATORY			1	100%	1
The Palms Nursing and Rehabilitation		1			1
SANTA ROSA PEDIATRICS			1	100%	1
STONECREST MEDICAL CENTER		1			1
DE TAR HOSPITAL			1	100%	1
DSI LABORATORIES-NAPLES-7TH			1	100%	1
HACKENSACK UNIVERSITY MEDICAL CENTER		1			1
ILLINOIS DEPT OF PUBLIC HEALTH LABS			1	100%	1
KINGWOOD EMERGENCY HOSPITAL			1	100%	1
FAMILY PRACTICE ASSOCIATES		1			1
EDGAR PRICE FAMILY & CHILDREN HEALTHCARE CENTER			1	100%	1
CHP COVID-19 (TX)			1	100%	1
OSCEOLA ALF OPERATOR, LLC DBA□		1			1
INTERNAL MEDICINE GROUP OF CENTRAL FLORIDA			1	100%	1
ARDEN COURTS OF WINTER SPRINGS			1	100%	1
REGIONAL MEDICAL LABORATORY			1	100%	1
SPRINGHILL SENIOR RESIDENCE		1			1
FIVE STAR PREMIER RESIDENCES OF POMPANO BEACH			1	100%	1
LOGAN COUNTY HOSPITAL			1	100%	1
CLERMONT HEALTH DEPARTMENT			1	100%	1
MEDICAL LIFE-INC GUIDEWELL EMERGENCY MEDICINE			1	100%	1

COVID-19: testing by laboratory

Data through Nov 28, 2020 verified as of Nov 29, 2020 at 09:25 AM

Data in this report are provisional and subject to change.

The numbers in the table below represent the number of Florida and non-Florida residents for whom test results were received by the Department of Health. A person can be tested by more than one laboratory and can have both positive and negative results. **Therefore, the sum of the numbers in each column will be larger than the total number of people tested.**

Reporting lab	Inconclusive	Negative	Positive	Percent positive	Total
OHIO VALLEY MANOR NURSING &		1			1
MOSAIC MEDICAL CENTER MARYVILLE			1	100%	1
NEW GEN LABS			1	100%	1
VANAJA SUREDDI MD PA			1	100%	1
MORNINGSIDE NURSING AND REHABILITATION		1			1
TIMPANOGOS REGIONAL HOSPITAL			1	100%	1
MEMORIAL HEALTH SYSTEM		1			1
CONVENIENT MEDICAL AND HEALTH SERVICES			1	100%	1
GEORGETOWN URGENT CARE			1	100%	1
UPMC NORTHWEST HOSPITAL			1	100%	1
The Care Center at Pinellas Park		1			1
MORGAN STANLEY HEALTH CENTER		1			1
FHPG SURGICAL ASSOCIATES OF EAST PASCO			1	100%	1
MD NOW URGENT CARE			1	100%	1
NORTHSIDE HOSPITAL DULUTH			1	100%	1
MEDEXPRESS URGENT CARE - LAKELAND			1	100%	1
LIFELINK OF FLORIDA			1	100%	1
CELEBRATION FAMILY PHYSICIANS LLC			1	100%	1
TREASURE COAST PRIMARY CARE		1			1
TMH PHYSICIAN PARTNERS SOUTHWOOD			1	100%	1
WARD MEMORIAL HOSPITAL		1			1
SAINT ALPHONSUS REGIONAL MEDICAL CENTER			1	100%	1
BIOMERIEUX			1	100%	1
CARE POINT HEALTH AND WELLNESS CENTER		1			1
AUSTIN PUBLIC HEALTH			1	100%	1
MADISON FACILITY INC			1	100%	1
CARE ONE PRIMARY CARE			1	100%	1
MADISON AT OVIEDO			1	100%	1
HILTON HEAD HOSPITAL/INPATIENT			1	100%	1
NORTH CAROLINA STATE LABORATORY OF PUBLIC HEALTH, SPECTRUM LAB NETWORK			1	100%	1
FLORIDA HOSPITAL TRANSPLANT CENTER		1			1
ADVENTHEALTH IMAGING LAKE NONA			1	100%	1
PATHOLOGYT & LAB MEDICINE SERVICES			1	100%	1
SIGNATURE CARE MEMORIAL CITY			1	100%	1
LAKESIDE MEDICAL CENTER		1			1
ST. JOHN HOSPITAL & MEDICAL CENTER			1	100%	1
FAMILY MEDICAL CENTERS			1	100%	1
ST. MARY MEDICAL CENTER		1			1
MIDDLE TENN MENTAL HEALTH INSTITUTE		1			1
DELAWARE DIAGNOSTICS LABS			1	100%	1
LEHIGH PULMONARY ASSOCIATES			1	100%	1
PROFESSIONAL URGENT CARE SERVICES		1			1
SOUTHERN SPRINGS HEALTH CARE		1			1
COMMUNITY			1	100%	1
SOUTHWEST REGIONAL PCR LABORATORY			1	100%	1
JOHN D. ARCHBOLD MEMORIAL HOSPITAL			1	100%	1

COVID-19: testing by laboratory

Data through Nov 28, 2020 verified as of Nov 29, 2020 at 09:25 AM

Data in this report are provisional and subject to change.

The numbers in the table below represent the number of Florida and non-Florida residents for whom test results were received by the Department of Health. A person can be tested by more than one laboratory and can have both positive and negative results. **Therefore, the sum of the numbers in each column will be larger than the total number of people tested.**

Reporting lab	Inconclusive	Negative	Positive	Percent positive	Total
WALKIN MEDICAL URGENT CARE,NEW CITY			1	100%	1
CAH ACQUISITION COMPANY 11 LLC			1	100%	1
DIXITKUMAR N MODI MD PA			1	100%	1
FLORIDA MEDICAL ASSOCIATES LLC			1	100%	1
ELMHURST MEMORIAL HOSPITAL			1	100%	1
PALM COAST DRAW STATION/AMERICAN HEALTH ASSOCIATES		1			1
LABONE		1			1
VETERANS AFFAIRS MEDICAL CENTER - EAST ORANGE			1	100%	1
Manorcare Health Services West Reading North		1			1
FLORIDA DEPARTMENT OF HEALTH PALM BEACH COUNTY			1	100%	1
HEALTH ALLIANCE			1	100%	1
CATHEDRAL GERONTOLOGY CENTER DBA CATHEDRAL CARES			1	100%	1
BRANDON OUTREACH CLINIC			1	100%	1
ADVENTHEALTH MEDICAL GROUP FAMILY AND INTERNAL			1	100%	1
LEELANAU OPCO, LLC		1			1
PUBLIX PHARMACY #0332		1			1
DIAGNOSTIC & MEDICAL SPECIALISTS OF GREENWICH		1			1
PROVIDENCE ST PETER HOSPITAL		1			1
PANAMA PHARMACY			1	100%	1
BLOOD SYSTEMS LABORATORIES			1	100%	1
SISTERS MISSION			1	100%	1
LINCOLN MEDICAL CENTER		1			1
WALGREENS #06025		1			1
LAKE LURE HEALTH CENTER			1	100%	1
LONGWOOD PEDIATRICS LLC			1	100%	1
THE VILLAGES HEALTH			1	100%	1
FRESENIUS SOUTH FORT MYERS		1			1
PROGRESS PHARMACY INC			1	100%	1
METROHEALTH SYSTEM			1	100%	1
PENSACOLA PATHOLOGY		1			1
CHILDRENS SPECIALIST PEDIATRIC PULMMOLOGY &			1	100%	1
PENINSULA REGIONAL MED CTR LAB			1	100%	1
OAKMONT WEST- GREENVILLE SC		1			1
CLEAR LAKE REGIONAL MEDICAL CENTER			1	100%	1
VILLAGES REHABILITATION AND NURSING CENTER		1			1
DRR JMC URGENT CARE DONALD ROSS			1	100%	1
WINDSOR MANOR			1	100%	1
HOUSTON METHODIST HOSPITAL			1	100%	1
MARYLAND DEPARTMENT OF HEALTH AND MENTAL HYGIENE-LABORATORIES			1	100%	1
PALMS OF FT MYERS,THE			1	100%	1
SANTA MONICA CA-UCLA MC			1	100%	1
Garden View Care Center at Dougherty Ferry		1			1
FIU HEALTH CARE CENTER			1	100%	1
INDIAN RIVER CLINICAL LABORATORY, INC.		1			1
Salerno Bay Health & Rehabilitation Center		1			1
Seal Rock Healthcare		1			1

COVID-19: testing by laboratory

Data through Nov 28, 2020 verified as of Nov 29, 2020 at 09:25 AM

Data in this report are provisional and subject to change.

The numbers in the table below represent the number of Florida and non-Florida residents for whom test results were received by the Department of Health. A person can be tested by more than one laboratory and can have both positive and negative results. **Therefore, the sum of the numbers in each column will be larger than the total number of people tested.**

Reporting lab	Inconclusive	Negative	Positive	Percent positive	Total
MEDSTAR HEALTH URGENT CARE			1	100%	1
SAINT JOSEPH'S HOSPITAL AND MEDICAL CENTER		1			1
WIREGRASS MEDICAL CENTER			1	100%	1
BOONE DRUG & HEALTHCARE AT DEERFIELD			1	100%	1
CLEVELAND CLINIC IMAGING			1	100%	1
ST JOHNS EPISCOPAL HOSPITAL SOUTH SHORE		1			1
POMONA VALLEY COMMUNITY HOSPITAL			1	100%	1
HAMILTON CHD		1			1
SKY RIDGE MEDICAL CENTER - MICRO			1	100%	1
PEDIATRIC HEALTHCARE ALLIANCE PA			1	100%	1
SHAMRA MEDICAL LABORATORY			1	100%	1
Senatobia Healthcare & Rehab		1			1
LISTENING DOCTOR PLLC, THE			1	100%	1
LOPEZ		1			1
BAYCARE OUTREACH LAB WH SOUTH			1	100%	1
LABORATORIO MEDICO CENTRAL CONDOMINO MD			1	100%	1
USF PHYSICIANS GROUP			1	100%	1
ADVANCED URGENT CARE OF MARATHON			1	100%	1
HEALTH PLUS SUNRISE MEDICAL OFFICE			1	100%	1
ACCESS FAMILY CARE LLC			1	100%	1
MINUTE CLINIC DIAGNOSTICS OF IN, LLC #6252		1			1
PANCARE HEALTH - ALTHA PUBLIC			1	100%	1
TRUMAN MEDICAL CENTER - HOSPITAL HILL			1	100%	1
NORTH SHORE HEMATOLOGY-ONCOLOGY ASSOCIATES PC		1			1
PRECISION HEALTH SOLUTIONS			1	100%	1
Princeton Place			1	100%	1
HEALTHCARE NETWORK OF SOUTHWEST FLORIDA			1	100%	1
ALPHA CLINICAL LABORATORY CORP.			1	100%	1
LUMICO LIFE INSURANCE COMPANY		1			1
ARBOR TERRACE SAN JOSE LLC		1			1
PRISMA HEALTH TUOMEY LABORATORY			1	100%	1
GREENTREE MEDICAL CENTER			1	100%	1
MAYO CLINIC BEACHES PRIMARY CARE CTR		1			1
UTAH DEPARTMENT OF HEALTH			1	100%	1
FLAGLER COUNTY BOARD OF COUNTY COMMISSIONERS			1	100%	1
HALIFAX HEALTH PRIMARY CARE			1	100%	1
PRACTITIONERS IN MOTION			1	100%	1
VIRTUA WEST JERSEY HOSPITAL		1			1
MANSFIELD MEDICAL LODGE			1	100%	1
SOLARIS HEALTHCARE PLANT CITY		1			1
MEDICAL CITY NORTH HILLS			1	100%	1
COASTAL LABORATORIES OF FLORIDA			1	100%	1
GOLDING-GRANADO MEDICAL ASSOCIATES		1			1
BAYFRONT HEALTH - CONVENIENT CARE NORTHEAST			1	100%	1
FLORHAM PARK ENDOSCOPY CENTER		1			1
EAST NAPLES PEDIATRICS			1	100%	1

COVID-19: testing by laboratory

Data through Nov 28, 2020 verified as of Nov 29, 2020 at 09:25 AM

Data in this report are provisional and subject to change.

The numbers in the table below represent the number of Florida and non-Florida residents for whom test results were received by the Department of Health. A person can be tested by more than one laboratory and can have both positive and negative results. **Therefore, the sum of the numbers in each column will be larger than the total number of people tested.**

Reporting lab	Inconclusive	Negative	Positive	Percent positive	Total
Total	51,889	9,677,126	1,266,562	12%	10,995,577