

COVID-19: summary of persons monitored, persons tested, and cases

Data through Oct 7, 2020 verified as of Oct 8, 2020 at 09:25 AM

Data in this report are provisional and subject to change.

Monitored persons: people the Florida Department of Health was notified of for possible monitoring because they are a contact of a case, traveled from China, or were identified by the Centers for Disease Control and Prevention (CDC) as a part of a airline/ship contact investigation

Total reports	286,855
Total persons of high, medium, or unknown risk	283,214
High/medium/unknown risk still being monitored	21,546

Persons tested: includes PCR and antigen test results received by the Department of Health from the state public health laboratory (BPHL), as well as commercial and hospital laboratories

	Florida residents	Non-Florida residents
Total tested	5,475,395	21,590
Positive	717,148	8,865
Negative	4,751,065	12,680
Inconclusive	7,182	45

Cases: people with positive PCR or antigen test result

Total cases	726,013
Florida residents	717,148
Non-Florida residents	8,865

Type of testing	
Florida residents	717,148
Positive by BPHL/CDC	25,590
Positive by commercial/hospital lab	691,558
PCR positive	697,188
Antigen positive	19,960
Non-Florida residents	8,865
Positive by BPHL/CDC	261
Positive by commercial/hospital lab	8,604
PCR positive	8,321
Antigen positive	544

Characteristics	
Florida residents hospitalized	45,483
Florida resident deaths	15,068
Non-Florida resident deaths	186

Hospitalized counts include anyone who was hospitalized at some point during their illness. It does not reflect the number of people currently hospitalized.

More information on deaths identified through death certificate data is available on the National Center for Health Statistics website at www.cdc.gov/nchs/nvss/vsrr/COVID19/index.htm.

Risk factors for Florida residents

Traveled	6,092
Contact with a known case	265,465
Traveled and contact with a known case	6,455
Neither	439,136
No travel and no contact	92,989
Travel is unknown	243,465
Contact is unknown	188,462
Contact is pending	138,414

Travel can be unknown and contact can be unknown or pending for the same case, these numbers will sum to more than the "neither" total.

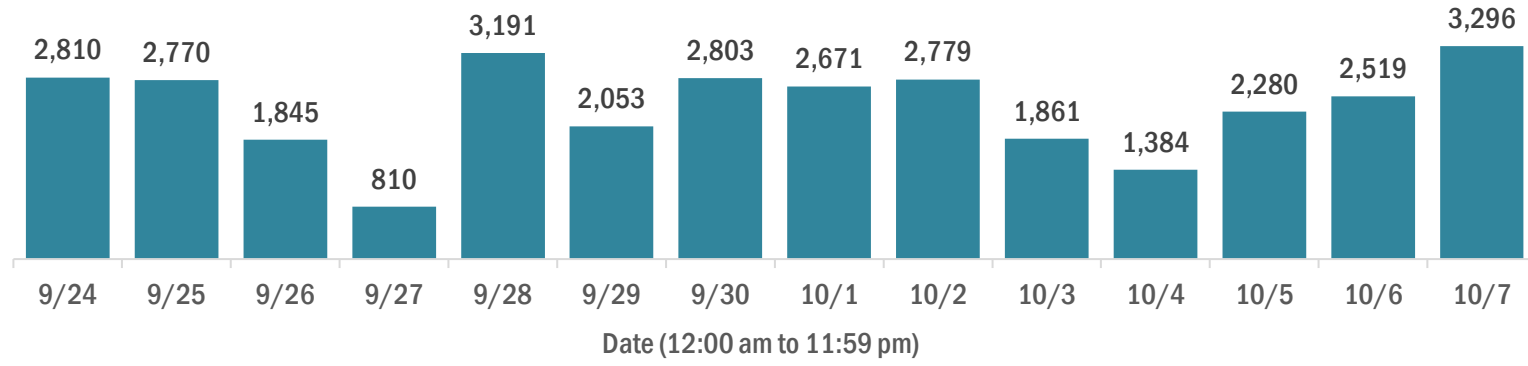
COVID-19: cases and laboratory testing over time

Data through Oct 7, 2020 verified as of Oct 8, 2020 at 09:25 AM

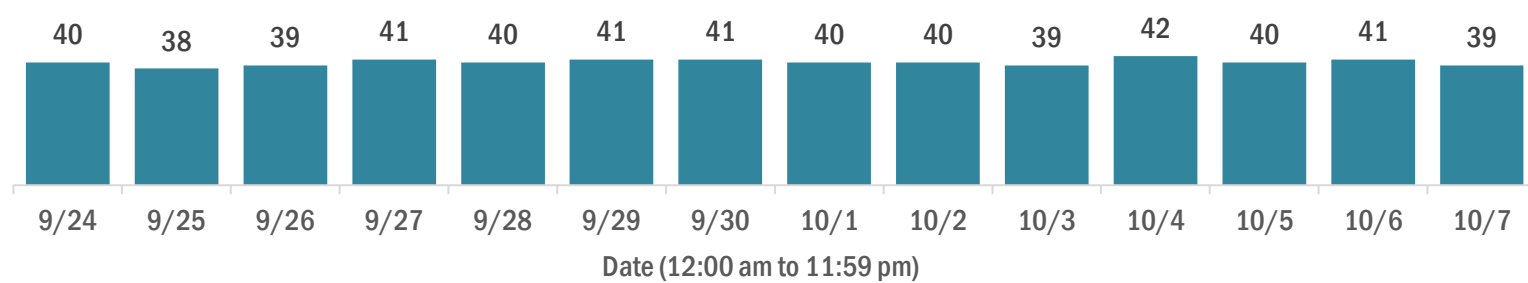
Data in this report are provisional and subject to change.

Cases in Florida residents per day for the past 2 weeks

Number of cases per day



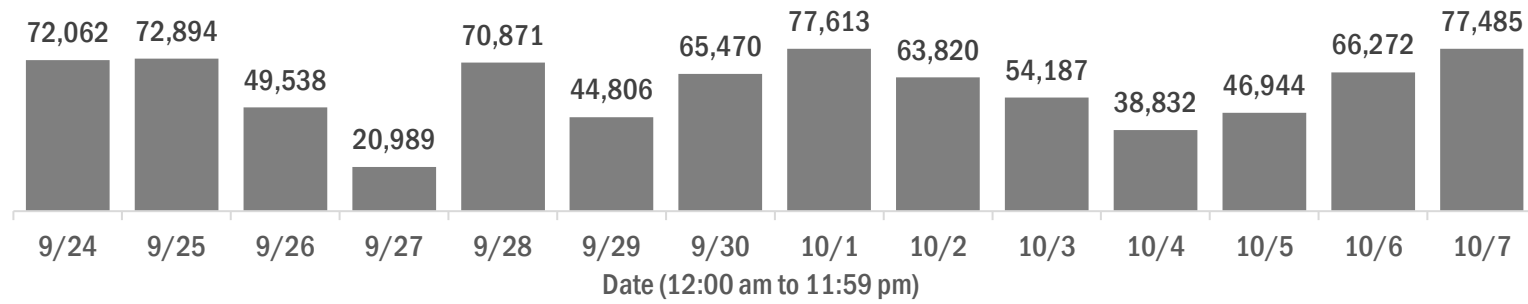
Median age of cases by day



Laboratory testing for Florida residents over the past 2 weeks

Number of Florida residents tested per day

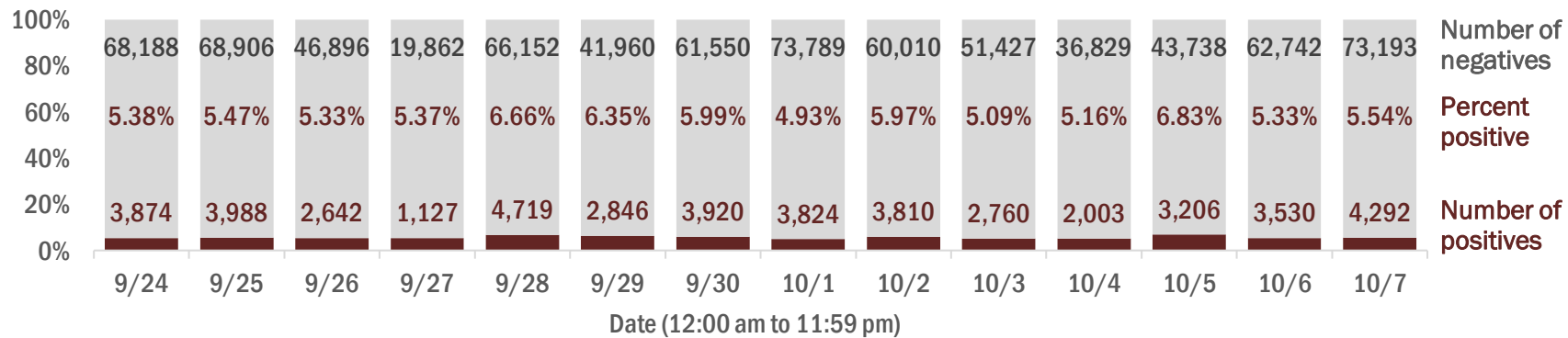
These counts include the number of people for whom the Department received PCR or antigen laboratory results by day. People tested on multiple days will be included for each day a new result was received. A person is only counted once for each day they are tested, regardless of whether multiple specimens are tested or multiple results are received.



Number and percent of Florida residents with positive test results

The percent of positive results ranged from 4.93% to 6.83% over the past 2 weeks and was 5.54% yesterday.

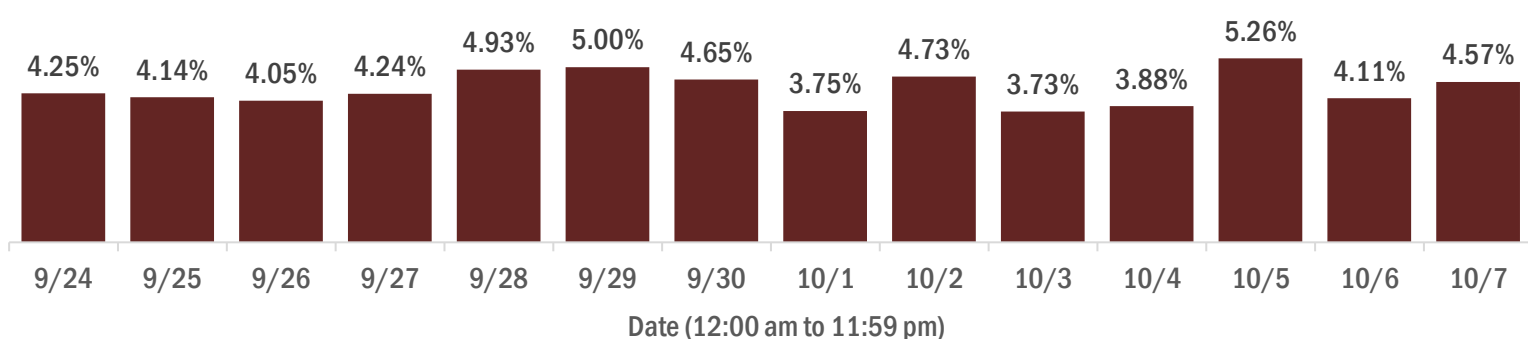
These counts include the number of people for whom the Department received PCR or antigen laboratory results by day. People tested on multiple days will be included for each day a new result was received. A person is only counted once for each day they are tested, regardless of whether multiple specimens are tested or multiple results are received. If a person has a positive specimen and a negative specimen in the same day, only the positive result is counted.



Percent positivity for new cases in Florida residents

The percent of positive results ranged from 3.73% to 5.26% over the past 2 weeks and was 4.57% yesterday.

This percent is the number of people who test PCR- or antigen-positive for the first time divided by all the people tested that day, excluding people who have previously tested positive.



COVID-19: characteristics of 717,148 Florida resident cases

Data through Oct 7, 2020 verified as of Oct 8, 2020 at 09:25 AM

Data in this report are provisional and subject to change.

Age group	Cases	Hospitalizations	Deaths
0-4 years	12,301	2%	290
5-14 years	30,813	4%	268
15-24 years	114,439	16%	1,176
25-34 years	131,270	18%	2,551
35-44 years	114,903	16%	3,833
45-54 years	113,046	16%	5,725
55-64 years	93,366	13%	8,004
65-74 years	55,344	8%	9,020
75-84 years	32,110	4%	8,454
85+ years	18,573	3%	6,156
Unknown	983	0%	6
Total	717,148	45,483	15,068

Gender	Cases
Female	368,928
Male	344,764
Unknown	3,456
Total	717,148

Ethnicity	Cases	Hospitalizations	Deaths
Hispanic	208,946	29%	13,131
Non-Hispanic	301,739	42%	29,661
Unknown	206,463	29%	2,691
Total	717,148	45,483	15,068

Race and ethnicity	Cases	Hospitalizations	Deaths
White	328,300	46%	27,457
Hispanic	137,272	19%	9,147
Non-Hispanic	167,792	23%	17,348
Unknown	23,236	3%	962
Black	111,156	15%	10,726
Hispanic	5,179	1%	461
Non-Hispanic	96,451	13%	9,964
Unknown	9,526	1%	301
Other race	97,446	14%	5,661
Hispanic	49,586	7%	3,168
Non-Hispanic	31,939	4%	2,208
Unknown	15,921	2%	285
Unknown race	180,246	25%	1,639
Hispanic	16,909	2%	355
Non-Hispanic	5,557	1%	141
Unknown	157,780	22%	1,143
Total	717,148	45,483	15,068

Hospitalization counts include anyone who was hospitalized at some point during their illness. It does not reflect the number of people currently hospitalized. **Other race** includes any person with a race of American Indian/Alaskan native, Asian, native Hawaiian/Pacific Islander, or other.

COVID-19: deaths in Florida residents and staff of long-term care facilities

Data through Oct 7, 2020 verified as of Oct 8, 2020 at 09:25 AM

Data in this report are provisional and subject to change.

For current cases in residents or staff of long-term care facilities, please visit: <https://floridahealthcovid19.gov/>

County	Deaths		County	Deaths		County	Deaths	
Dade	814	13%	Charlotte	65	1%	Washington	12	0%
Palm Beach	625	10%	Jackson	61	1%	Gilchrist	10	0%
Pinellas	542	9%	Okaloosa	60	1%	Gadsden	8	0%
Broward	416	7%	Indian River	59	1%	Lafayette	7	0%
Hillsborough	322	5%	Clay	57	1%	Calhoun	6	0%
Polk	293	5%	Osceola	56	1%	Jefferson	6	0%
Lee	250	4%	Suwannee	50	1%	Taylor	4	0%
Duval	199	3%	Citrus	44	1%	Baker	3	0%
Brevard	192	3%	St. Johns	36	1%	Flagler	3	0%
Sarasota	167	3%	Highlands	35	1%	Bradford	2	0%
St. Lucie	154	3%	Leon	32	1%	Hardee	2	0%
Seminole	152	2%	Bay	31	1%	Holmes	2	0%
Marion	148	2%	Alachua	28	0%	Levy	2	0%
Volusia	148	2%	Sumter	25	0%	Monroe	2	0%
Orange	147	2%	Nassau	23	0%	Desoto	1	0%
Manatee	132	2%	Columbia	21	0%	Dixie	1	0%
Escambia	119	2%	Hendry	18	0%	Gulf	1	0%
Collier	104	2%	Santa Rosa	17	0%	Wakulla	1	0%
Pasco	101	2%	Putnam	15	0%	Total	6,126	
Lake	93	2%	Okeechobee	14	0%			
Martin	92	2%	Walton	14	0%			
Hernando	70	1%	Madison	12	0%			

Note: cases are summarized by the county of usual residence. Residents and staff may be cases associated with facilities that are not in their county of usual residence, resulting in cases being included below for counties that do not have facilities with known cases.

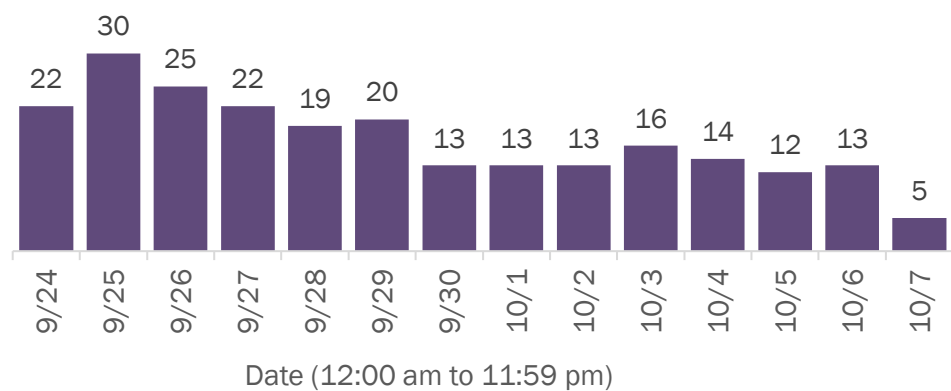
COVID-19: cases in Florida residents who have died

Data through Oct 7, 2020 verified as of Oct 8, 2020 at 09:25 AM

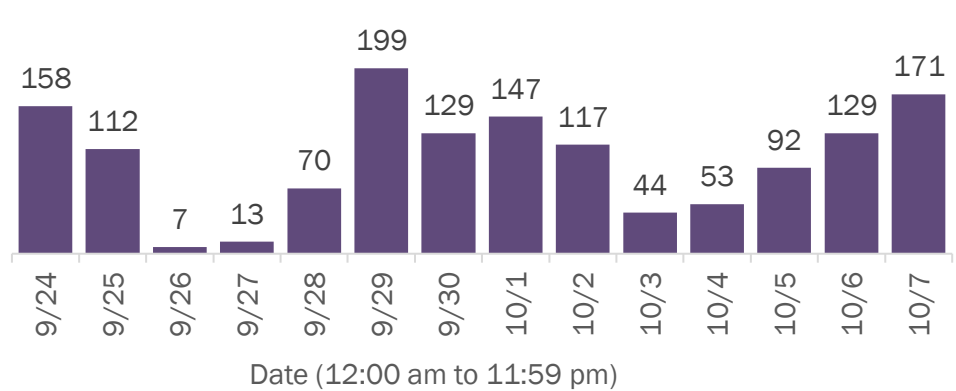
Data in this report are provisional and subject to change.

Demographics for all identified COVID-19 deaths

Deaths by date of death



Deaths by date reported to the Department



Median age: 79 years

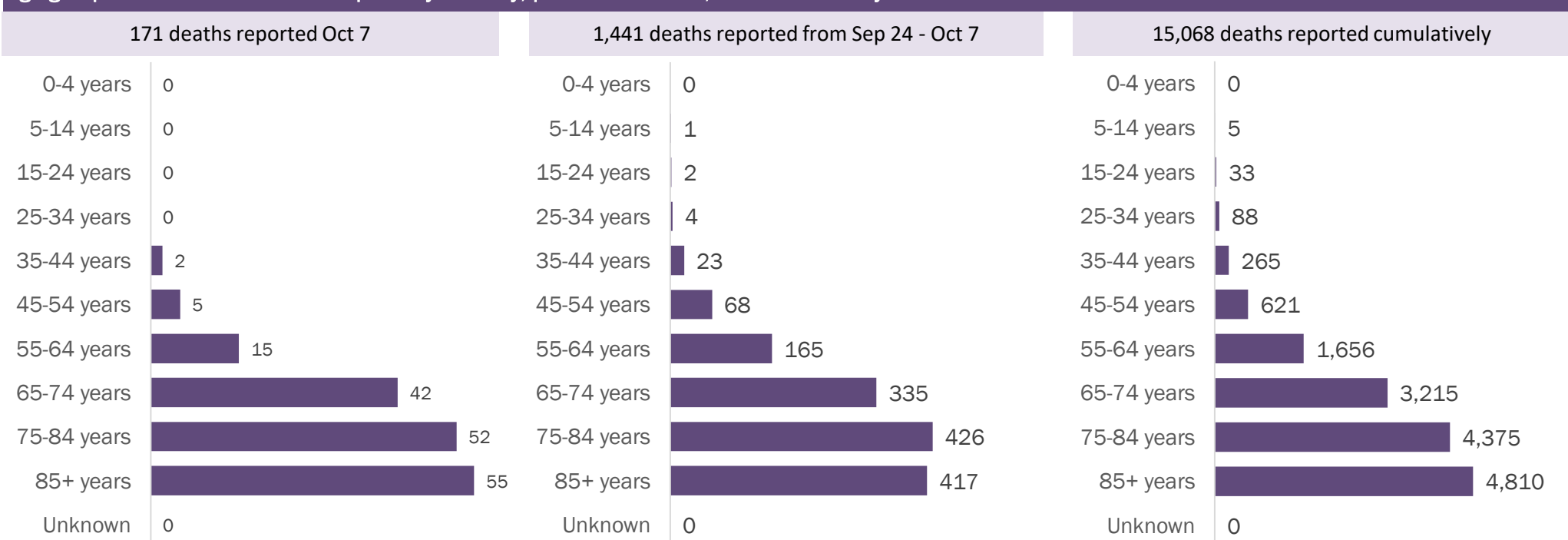
Age group	Deaths	Cases	Case fatality rate	Mortality rate per 100,000 population
0-4 years	0	12,301	0.0%	0.0
5-14 years	5	30,813	0.0%	0.2
15-24 years	33	114,439	0.0%	1.3
25-34 years	88	131,270	0.1%	3.1
35-44 years	265	114,903	0.2%	10.2
45-54 years	621	113,046	0.5%	22.3
55-64 years	1,656	93,366	1.8%	57.3
65-74 years	3,215	55,344	5.8%	132.5
75-84 years	4,375	32,110	13.6%	311.6
85+ years	4,810	18,573	25.9%	832.9
Unknown	0	983	0.0%	
Total	15,068	717,148	2.1%	69.8

Race	Deaths	Cases	Case fatality rate	Mortality rate per 100,000 population
White	10,281	328,300	3.1%	61.6
Black	2,863	111,156	2.6%	78.3
Other	1,192	97,446	1.2%	95.8
Unknown	732	180,246	0.4%	
Total	15,068	717,148	2.1%	69.8

Gender	Deaths	Cases	Case fatality rate	Mortality rate per 100,000 population
Female	6,726	368,928	1.8%	60.9
Male	8,340	344,764	2.4%	79.0
Unknown	2	3,456	0.1%	
Total	15,068	717,148	2.1%	69.8

Ethnicity	Deaths	Cases	Case fatality rate	Mortality rate per 100,000 population
Hispanic	3,832	208,946	1.8%	67.5
Non-Hispanic	9,920	301,739	3.3%	62.3
Unknown	1,316	206,463	0.6%	
Total	15,068	717,148	2.1%	69.8

Age group distribution for deaths reported yesterday, previous 2 weeks, and cumulatively



COVID-19: cases in Florida residents who have died

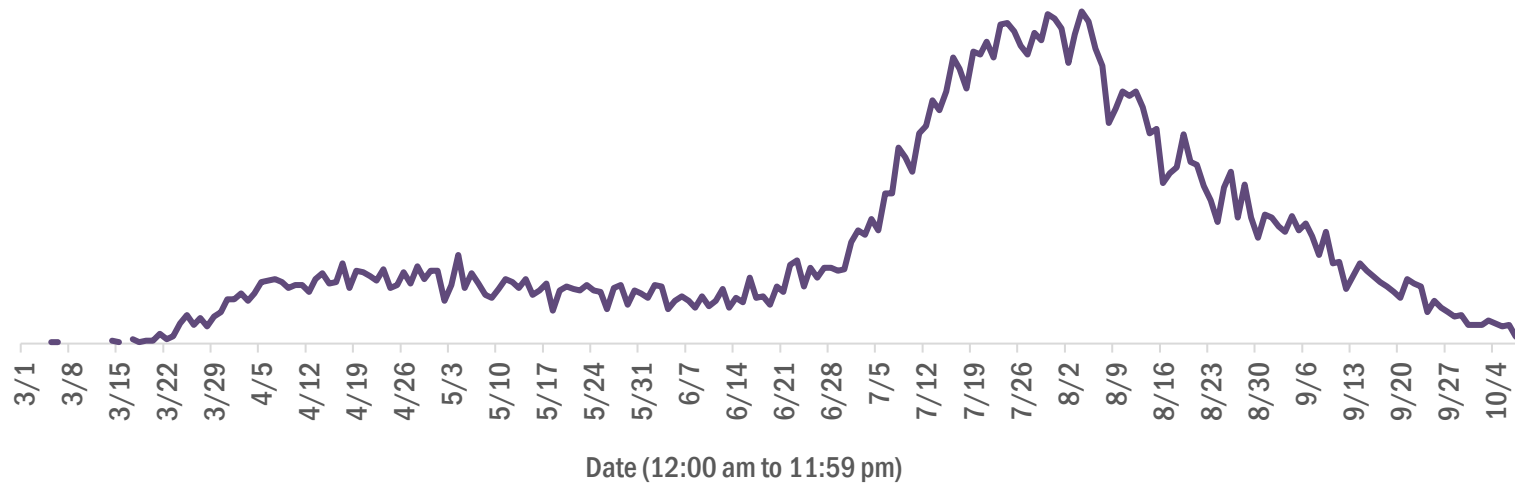
Data through Oct 7, 2020 verified as of Oct 8, 2020 at 09:25 AM

Data in this report are provisional and subject to change.

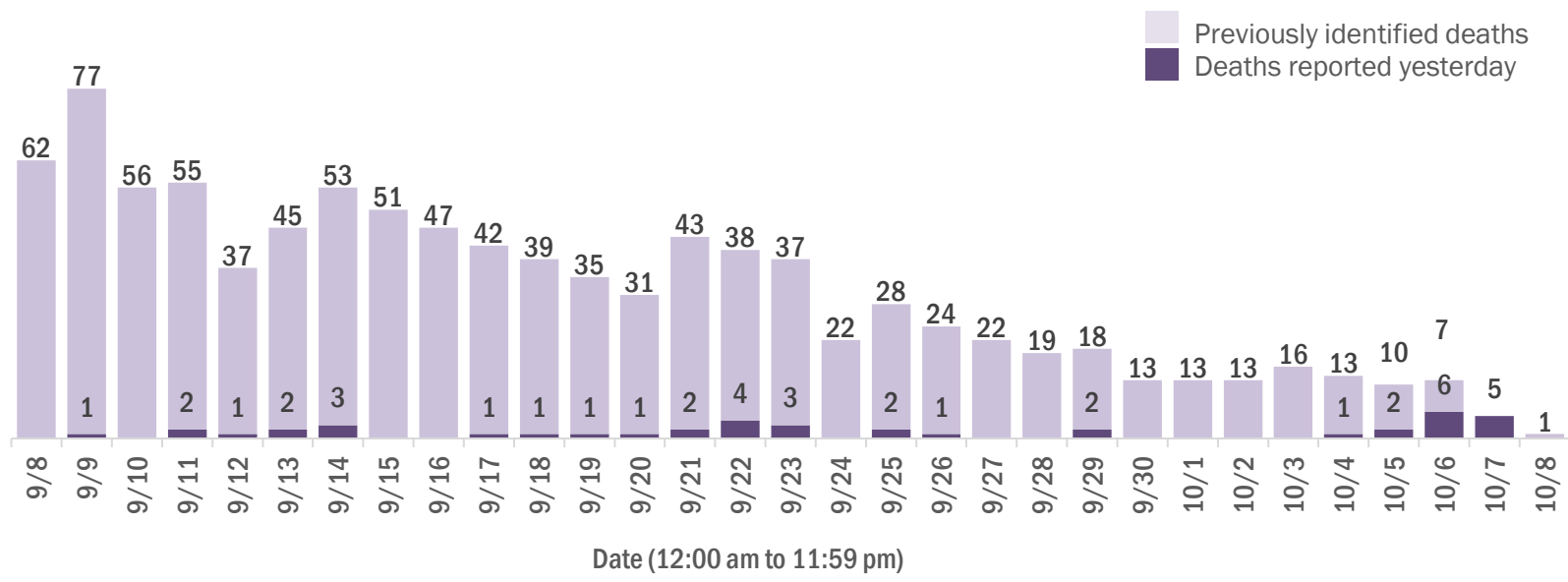
Deaths in Florida residents by date of death

15,068 deaths reported cumulatively, 171 deaths reported yesterday

March to present



Past 30 days



COVID-19: characteristics of 726,013 cases

Data through Oct 7, 2020 verified as of Oct 8, 2020 at 09:25 AM

Data in this report are provisional and subject to change.

Tables below include cases in Florida residents and non-Florida residents.

All 67 Florida counties have cases:

County	FL resident cases	Non-FL resident cases	Total cases	FL resident deaths	FL death rate
Dade	172,546	1,175	173,721	3,387	2.0%
Broward	77,936	678	78,614	1,443	1.9%
Palm Beach	47,109	416	47,525	1,416	3.0%
Hillsborough	43,358	220	43,578	685	1.6%
Orange	41,119	452	41,571	495	1.2%
Duval	31,142	358	31,500	471	1.5%
Pinellas	22,663	159	22,822	776	3.4%
Lee	20,761	328	21,089	479	2.3%
Polk	20,725	89	20,814	549	2.6%
Collier	12,959	130	13,089	232	1.8%
Osceola	12,872	85	12,957	170	1.3%
Escambia	11,422	1,166	12,588	254	2.2%
Manatee	11,817	126	11,943	300	2.5%
Volusia	11,253	72	11,325	280	2.5%
Leon	10,736	328	11,064	90	0.8%
Marion	10,056	19	10,075	313	3.1%
Brevard	9,619	38	9,657	315	3.3%
Pasco	9,586	66	9,652	216	2.3%
Seminole	9,306	37	9,343	230	2.5%
Alachua	8,652	81	8,733	66	0.8%
Sarasota	8,452	66	8,518	278	3.3%
St. Lucie	8,270	29	8,299	297	3.6%
Lake	7,767	51	7,818	202	2.6%
Bay	6,120	129	6,249	117	1.9%
St. Johns	5,508	110	5,618	76	1.4%
Santa Rosa	5,438	52	5,490	80	1.5%
Clay	5,366	17	5,383	110	2.0%
Okaloosa	5,221	44	5,265	122	2.3%
Martin	4,997	33	5,030	144	2.9%
Columbia	3,933	13	3,946	62	1.6%
Indian River	3,365	27	3,392	119	3.5%
Hernando	3,272	19	3,291	146	4.5%
Charlotte	3,178	8	3,186	142	4.5%
Gadsden	2,931	9	2,940	49	1.7%
Jackson	2,892	35	2,927	82	2.8%

County	FL resident cases	Non-FL resident cases	Total cases	FL resident deaths	FL death rate
Citrus	2,889	9	2,898	112	3.9%
Suwannee	2,789	18	2,807	73	2.6%
Sumter	2,583	10	2,593	75	2.9%
Highlands	2,279	12	2,291	97	4.3%
Nassau	2,066	152	2,218	48	2.3%
Putnam	2,175	2	2,177	43	2.0%
Hendry	2,097	2	2,099	40	1.9%
Walton	1,856	189	2,045	29	1.6%
Monroe	1,876	38	1,914	23	1.2%
Flagler	1,817	14	1,831	31	1.7%
Unknown	183	1,647	1,830	0	0.0%
Okeechobee	1,620	4	1,624	30	1.9%
Desoto	1,590	3	1,593	27	1.7%
Baker	1,590	1	1,591	14	0.9%
Hardee	1,424	7	1,431	11	0.8%
Taylor	1,367	3	1,370	14	1.0%
Lafayette	1,244	0	1,244	13	1.0%
Wakulla	1,171	7	1,178	11	0.9%
Bradford	1,162	1	1,163	9	0.8%
Washington	1,093	11	1,104	24	2.2%
Levy	1,066	6	1,072	10	0.9%
Madison	1,017	17	1,034	20	2.0%
Union	1,012	0	1,012	23	2.3%
Gulf	883	10	893	15	1.7%
Hamilton	869	6	875	8	0.9%
Dixie	843	1	844	10	1.2%
Holmes	767	14	781	9	1.2%
Franklin	654	4	658	4	0.6%
Calhoun	635	1	636	14	2.2%
Glades	577	0	577	5	0.9%
Jefferson	565	11	576	9	1.6%
Gilchrist	522	0	522	16	3.1%
Liberty	520	0	520	8	1.5%
Total	717,148	8,865	726,013	15,068	2.1%

COVID-19: characteristics of 717,148 Florida resident cases

Data through Oct 7, 2020 verified as of Oct 8, 2020 at 09:25 AM

Data in this report are provisional and subject to change.

The table below includes the cities and counties of residence for cases in Florida residents based on the patient's ZIP Code.

Note that city is not always received as part of the initial notification and may be missing while the case is being investigated.

City and county	Cases
Miami, Dade	98,498
Orlando, Orange	30,555
Jacksonville, Duval	28,818
Tampa, Hillsborough	25,480
Hialeah, Dade	24,016
Fort Lauderdale, Broward	16,854
Hollywood, Broward	14,587
West Palm Beach, Palm Beach	11,623
Homestead, Dade	11,237
Kissimmee, Osceola	10,194
Tallahassee, Leon	9,850
Naples, Collier	9,679
Pensacola, Escambia	9,202
Saint Petersburg, Pinellas	9,177
Pompano Beach, Broward	8,869
Fort Myers, Lee	8,542
Bradenton, Manatee	8,016
Ocala, Marion	7,756
Gainesville, Alachua	7,128
Boca Raton, Palm Beach	7,007
Lakeland, Polk	6,785
Lake Worth, Palm Beach	6,340
Sarasota, Sarasota	5,938
Miramar, Broward	5,024
Port Saint Lucie, St. Lucie	4,896
Cape Coral, Lee	4,831
Miami Gardens, Dade	4,792
Clearwater, Pinellas	4,496
Boynton Beach, Palm Beach	4,181
Lehigh Acres, Lee	3,955
Panama City, Bay	3,916
Winter Haven, Polk	3,904
Lake City, Columbia	3,665
Miami Beach, Dade	3,540
Coral Springs, Broward	3,465
Delray Beach, Palm Beach	3,230
Missing, Broward	3,187
Davie, Broward	2,903
Sunrise, Broward	2,901
Saint Augustine, St. Johns	2,890
Fort Pierce, St. Lucie	2,855
Milton, Santa Rosa	2,852
Miami Lakes, Dade	2,814
Coral Gables, Dade	2,795
Plant City, Hillsborough	2,769
Melbourne, Brevard	2,757
Riverview, Hillsborough	2,741
Brandon, Hillsborough	2,726
Daytona Beach, Volusia	2,628
Apopka, Orange	2,551
Missing, Dade	2,434
Cutler Ridge, Dade	2,426
Largo, Pinellas	2,353
Vero Beach, Indian River	2,347
Stuart, Martin	2,342
Immokalee, Collier	2,337
Live Oak, Suwannee	2,299
Sanford, Seminole	2,277
North Miami Beach, Dade	2,235

COVID-19: characteristics of 717,148 Florida resident cases

Data through Oct 7, 2020 verified as of Oct 8, 2020 at 09:25 AM

Data in this report are provisional and subject to change.

The table below includes the cities and counties of residence for cases in Florida residents based on the patient's ZIP Code.

Note that city is not always received as part of the initial notification and may be missing while the case is being investigated.

City and county	Cases
Plantation, Broward	2,230
Deerfield Beach, Broward	2,198
Orange Park, Clay	2,181
Opa Locka, Dade	2,164
Tamarac, Broward	2,163
Saint Cloud, Osceola	2,154
New Port Richey, Pasco	2,099
Jupiter, Palm Beach	2,083
Palm Bay, Brevard	2,059
Doral, Dade	2,019
Clermont, Lake	1,947
Deltona, Volusia	1,931
Weston, Broward	1,895
Palmetto, Manatee	1,739
Margate, Broward	1,729
Deland, Volusia	1,719
Spring Hill, Hernando	1,691
Fort Walton Beach, Okaloosa	1,673
Lake Worth Beach, Palm Beach	1,656
Port Charlotte, Charlotte	1,654
Davenport, Polk	1,633
Haines City, Polk	1,563
Winter Park, Orange	1,563
Coconut Creek, Broward	1,551
Palm Beach Gardens, Palm Beach	1,547
Okeechobee, Okeechobee	1,509
Winter Garden, Orange	1,503
North Lauderdale, Broward	1,493
Oviedo, Seminole	1,490
Altamonte Springs, Seminole	1,470
Ocoee, Orange	1,451
Hallandale, Broward	1,449
Arcadia, Desoto	1,412
North Miami, Dade	1,377
Palm Coast, Flagler	1,374
Quincy, Gadsden	1,371
Land O Lakes, Pasco	1,336
Wellington, Palm Beach	1,334
Palm Harbor, Pinellas	1,332
Bonita Springs, Lee	1,304
Leesburg, Lake	1,299
Wesley Chapel, Pasco	1,292
Ruskin, Hillsborough	1,279
Perry, Taylor	1,228
Valrico, Hillsborough	1,226
Missing, Palm Beach	1,210
Mayo, Lafayette	1,206
Lutz, Hillsborough	1,198
Royal Palm Beach, Palm Beach	1,180
Middleburg, Clay	1,173
Oakland Park, Broward	1,171
Punta Gorda, Charlotte	1,168
Brooksville, Hernando	1,164
Carol City, Dade	1,141
Pinellas Park, Pinellas	1,131
Seminole, Pinellas	1,117
Crossings, Dade	1,106
Clewiston, Hendry	1,090
Crestview, Okaloosa	1,082

COVID-19: characteristics of 717,148 Florida resident cases

Data through Oct 7, 2020 verified as of Oct 8, 2020 at 09:25 AM

Data in this report are provisional and subject to change.

The table below includes the cities and counties of residence for cases in Florida residents based on the patient's ZIP Code.

Note that city is not always received as part of the initial notification and may be missing while the case is being investigated.

City and county	Cases
Pembroke Pines, Broward	1,071
North Port, Sarasota	1,070
Longwood, Seminole	1,061
Coconut Grove, Dade	1,049
Casselberry, Seminole	1,030
Ormond Beach, Volusia	1,027
Bartow, Polk	1,019
Palatka, Putnam	1,014
Wimauma, Hillsborough	1,008
Belle Glade, Palm Beach	1,005
Windermere, Orange	983
Sebring, Highlands	978
Cocoa, Brevard	976
Indiantown, Martin	971
Green Cove Springs, Clay	958
Crawfordville, Wakulla	945
Cantonment, Escambia	941
Century, Escambia	934
Lynn Haven, Bay	931
Jacksonville Beach, Duval	927
Biscayne Park, Dade	913
Auburndale, Polk	900
Kissimmee, Polk	892
Port Orange, Volusia	879
Key West, Monroe	865
Graceville, Jackson	849
Lake Mary, Seminole	847
Lake Wales, Polk	847
Chipley, Washington	836
Marianna, Jackson	833
Starke, Bradford	827
Florida City, Dade	827
Everglades National Park, Dade	826
Dade City, Pasco	811
Hudson, Pasco	798
Zephyrhills, Pasco	793
Gulf Breeze, Santa Rosa	790
Port Richey, Pasco	784
Missing, Hillsborough	775
Venice, Sarasota	773
Panama City Beach, Bay	772
North Fort Myers, Lee	764
Tavares, Lake	746
Inverness, Citrus	736
Merritt Island, Brevard	734
Saint Johns, St. Johns	726
El Portal, Dade	722
Fernandina Beach, Nassau	719
Tarpon Springs, Pinellas	718
Aventura, Dade	712
Mulberry, Polk	703
Labelle, Hendry	693
Navarre, Santa Rosa	690
Sanderson, Baker	681
Loxahatchee, Palm Beach	679
Missing, Duval	675
Lake Butler, Union	674
Seffner, Hillsborough	674
Niceville, Okaloosa	669

COVID-19: characteristics of 717,148 Florida resident cases

Data through Oct 7, 2020 verified as of Oct 8, 2020 at 09:25 AM

Data in this report are provisional and subject to change.

The table below includes the cities and counties of residence for cases in Florida residents based on the patient's ZIP Code.

Note that city is not always received as part of the initial notification and may be missing while the case is being investigated.

City and county	Cases
Destin, Okaloosa	669
Riviera Beach, Palm Beach	664
Avon Park, Highlands	656
The Villages, Sumter	655
Ponte Vedra Beach, St. Johns	648
Sarasota, Manatee	646
Wauchula, Hardee	640
Fleming Island, Clay	639
Cooper City, Broward	638
Maitland, Orange	625
Santa Rosa Beach, Walton	623
Coleman, Sumter	622
Titusville, Brevard	620
Eustis, Lake	620
Holiday, Pasco	618
Defuniak Springs, Walton	610
Winter Springs, Seminole	609
Missing, Collier	607
Mount Dora, Lake	606
Jasper, Hamilton	605
Missing, Orange	604
Palm City, Martin	602
Orange City, Volusia	600
Dover, Hillsborough	594
Dunedin, Pinellas	589
Olympia Heights, Dade	585
Coral, Dade	585
Rockledge, Brevard	583
Madison, Madison	582
Uleta, Dade	578
New Smyrna Beach, Volusia	572
Parrish, Manatee	567
Macclenny, Baker	560
Bonifay, Holmes	557
Key Biscayne, Dade	554
Havana, Gadsden	541
Groveland, Lake	537
Parkland, Broward	536
Missing, Polk	533
Dania, Broward	532
Missing, Pasco	529
Gibsonton, Hillsborough	529
Moore Haven, Glades	525
Estero, Lee	514
Chattahoochee, Gadsden	514
Hobe Sound, Martin	513
Odessa, Hillsborough	511
South Bay, Palm Beach	510
Missing, St. Lucie	499
Wewahitchka, Gulf	493
Missing, St. Johns	492
Monticello, Jefferson	490
Lantana, Palm Beach	490
Cross City, Dixie	481
Pahokee, Palm Beach	472
Lithia, Hillsborough	471
Missing, Santa Rosa	464
Pace, Santa Rosa	458
Palm Springs, Palm Beach	435

COVID-19: characteristics of 717,148 Florida resident cases

Data through Oct 7, 2020 verified as of Oct 8, 2020 at 09:25 AM

Data in this report are provisional and subject to change.

The table below includes the cities and counties of residence for cases in Florida residents based on the patient's ZIP Code.

Note that city is not always received as part of the initial notification and may be missing while the case is being investigated.

City and county	Cases
Wildwood, Sumter	431
Alachua, Alachua	430
Atlantic Beach, Duval	426
Sun City Center, Hillsborough	419
Oldsmar, Pinellas	419
Fellsmere, Indian River	415
Lauderdale Lakes, Broward	415
Debary, Volusia	409
South Miami, Dade	409
Crescent City, Putnam	408
Yulee, Nassau	406
Bristol, Liberty	404
Summerfield, Marion	397
Blountstown, Calhoun	396
Polk City, Polk	394
Carrabelle, Franklin	391
Frostproof, Polk	389
Pinecrest, Dade	388
Lake Placid, Highlands	387
Missing, Brevard	387
Missing, Volusia	375
Crystal River, Citrus	372
Lauderhill, Broward	372
North Palm Beach, Palm Beach	370
Sebastian, Indian River	368
Belleview, Marion	364
Centerville, Leon	363
Bowling Green, Hardee	361
Apollo Beach, Hillsborough	358
Callahan, Nassau	353
Florida State University, Leon	350
Dunnellon, Marion	346
Missing, Marion	346
Missing, Citrus	344
Ponte Vedra, St. Johns	344
Missing, Osceola	341
Sweetwater, Dade	340
Williston, Levy	339
Homosassa, Citrus	337
Newberry, Alachua	334
Fort Meade, Polk	327
Lady Lake, Lake	327
Ellenton, Manatee	324
Hilliard, Nassau	320
Jensen Beach, Martin	318
Wilton Manors, Broward	316
Fisher Island, Dade	314
Bushnell, Sumter	313
Trenton, Gilchrist	296
Safety Harbor, Pinellas	296
Old Town, Dixie	292
Chiefland, Levy	279
Missing, Hernando	278
Sneads, Jackson	274
Port Saint Joe, Gulf	273
Lecanto, Citrus	269
Missing, Hendry	267
Edgewater, Volusia	264
Raiford, Union	262

COVID-19: characteristics of 717,148 Florida resident cases

Data through Oct 7, 2020 verified as of Oct 8, 2020 at 09:25 AM

Data in this report are provisional and subject to change.

The table below includes the cities and counties of residence for cases in Florida residents based on the patient's ZIP Code.

Note that city is not always received as part of the initial notification and may be missing while the case is being investigated.

City and county	Cases
Beverly Hills, Citrus	261
Key Largo, Monroe	261
Malone, Jackson	258
Mary Esther, Okaloosa	253
Lake Alfred, Polk	251
Missing, Seminole	250
Shalimar, Okaloosa	249
Missing, Hardee	248
Freeport, Walton	245
Missing, Okaloosa	242
Keystone Heights, Clay	239
Missing, Highlands	233
Thonotosassa, Hillsborough	229
Mascotte, Lake	229
Glen Saint Mary, Baker	223
Missing, Madison	223
Bronson, Levy	223
Southwest Ranches, Broward	222
Dunnellon, Citrus	221
Satellite Beach, Brevard	220
Missing, Lee	219
Missing, Sarasota	219
Missing, Lake	218
Missing, Indian River	217
Palmetto Bay, Dade	216
Marco Island, Collier	214
Jacksonville, St. Johns	212
Minneola, Lake	212
Cocoa Beach, Brevard	212
Marathon, Monroe	209
Spring Hill, Pasco	205
Missing, Nassau	203
Midway, Gadsden	199
Nokomis, Sarasota	196
Belle Isle, Orange	195
Fort White, Columbia	194
Neptune Beach, Duval	193
Oakland, Orange	192
Citra, Marion	192
Cottondale, Jackson	192
High Springs, Alachua	191
West Melbourne, Brevard	191
Missing, Martin	182
Sorrento, Lake	178
Englewood, Charlotte	177
Fruitland Park, Lake	173
Indialantic, Brevard	173
Missing, Monroe	171
Hernando, Citrus	171
Myakka City, Manatee	171
Pierson, Volusia	171
Missing, Pinellas	170
Miramar Beach, Walton	170
Missing, Flagler	162
Missing, Clay	160
Umatilla, Lake	158
Lake Park, Palm Beach	158
Bell, Gilchrist	158
Zolfo Springs, Hardee	157

COVID-19: characteristics of 717,148 Florida resident cases

Data through Oct 7, 2020 verified as of Oct 8, 2020 at 09:25 AM

Data in this report are provisional and subject to change.

The table below includes the cities and counties of residence for cases in Florida residents based on the patient's ZIP Code.

Note that city is not always received as part of the initial notification and may be missing while the case is being investigated.

City and county	Cases
Jennings, Hamilton	157
Silver Springs, Marion	156
Clearwater Beach, Pinellas	156
Jay, Santa Rosa	156
De Leon Springs, Volusia	154
Missing, Desoto	151
Haverhill, Palm Beach	150
South Daytona, Volusia	150
Missing, Wakulla	150
Molino, Escambia	149
Holly Hill, Volusia	149
Gulfport, Pinellas	148
Bunnell, Flagler	145
Tavernier, Monroe	145
Missing, Jackson	142
Lawtey, Bradford	140
Edgewood, Orange	138
Oxford, Sumter	137
Palm Beach, Palm Beach	137
Bay Harbor Islands, Dade	137
Englewood, Sarasota	137
Medley, Dade	137
Gretna, Gadsden	135
Youngstown, Bay	135
Flagler Beach, Flagler	133
Branford, Suwannee	133
Kenneth City, Pinellas	131
Ocklawaha, Marion	130
Missing, Gadsden	129
Archer, Alachua	128
Trinity, Pasco	128
Interlachen, Putnam	127
Tequesta, Palm Beach	127
Missing, Baker	125
Greenville, Madison	124
Missing, Manatee	122
East Palatka, Putnam	122
Alva, Lee	120
Weeki Wachee, Hernando	120
Greenwood, Jackson	118
Montverde, Lake	118
Missing, Leon	118
Missing, Bradford	116
Hawthorne, Alachua	116
Eagle Lake, Polk	116
Missing, Bay	115
Missing, Gulf	114
Apalachicola, Franklin	113
Cape Canaveral, Brevard	112
Missing, Sumter	112
Altha, Calhoun	110
South Pasadena, Pinellas	109
Clair-Mel City, Hillsborough	108
Floral City, Citrus	108
Missing, Levy	108
Dundee, Polk	107
Missing, Okeechobee	106
Baker, Okaloosa	106
Mims, Brevard	106

COVID-19: characteristics of 717,148 Florida resident cases

Data through Oct 7, 2020 verified as of Oct 8, 2020 at 09:25 AM

Data in this report are provisional and subject to change.

The table below includes the cities and counties of residence for cases in Florida residents based on the patient's ZIP Code.

Note that city is not always received as part of the initial notification and may be missing while the case is being investigated.

City and county	Cases
Melbourne Beach, Brevard	105
O Brien, Suwannee	104
Missing, Washington	102
Satsuma, Putnam	100
Lehigh, Lee	99
White Springs, Hamilton	98
Rotunda West, Charlotte	97
Gotha, Orange	97
Missing, Alachua	97
Missing, Suwannee	96
Hastings, St. Johns	96
Osprey, Sarasota	96
Webster, Sumter	95
Southport, Bay	94
Melrose, Putnam	93
Hiawassee, Orange	92
Missing, Walton	92
Fort Myers Beach, Lee	91
Azalea Park, Orange	90
Chuluota, Seminole	87
Grand Ridge, Jackson	87
Zellwood, Orange	87
Eastpoint, Franklin	86
Geneva, Seminole	85
Grand Island, Lake	85
Missing, Calhoun	84
Indian Harbour Beach, Brevard	84
Missing, Taylor	83
Lake Panasoffkee, Sumter	82
Reddick, Marion	81
Vernon, Washington	80
Alford, Jackson	79
Ave Maria, Collier	78
Eglin Air Force Base, Okaloosa	78
Pomona Park, Putnam	77
Indian Rocks Beach, Pinellas	74
Mcdavid, Escambia	74
Missing, Holmes	72
San Antonio, Pasco	71
Wellborn, Suwannee	71
Westville, Holmes	70
Elkton, St. Johns	70
Celebration, Osceola	69
Lockhart, Orange	69
Mcalpin, Suwannee	68
Lee, Madison	68
Fountain, Bay	67
Avon Park, Polk	66
Anthony, Marion	66
West Miami, Dade	66
Temple Terrace, Hillsborough	66
Weirsdale, Marion	65
Lakewood Ranch, Manatee	65
Malabar, Brevard	63
Bryceville, Nassau	62
Ponce De Leon, Holmes	62
Missing, Escambia	62
Juno Beach, Palm Beach	62
Morriston, Levy	62

COVID-19: characteristics of 717,148 Florida resident cases

Data through Oct 7, 2020 verified as of Oct 8, 2020 at 09:25 AM

Data in this report are provisional and subject to change.

The table below includes the cities and counties of residence for cases in Florida residents based on the patient's ZIP Code.

Note that city is not always received as part of the initial notification and may be missing while the case is being investigated.

City and county	Cases
Astatula, Lake	62
University Of Fl, Alachua	61
Surfside, Dade	61
Missing, Gilchrist	60
Valparaiso, Okaloosa	60
Missing, Franklin	57
Mangonia Park, Palm Beach	57
Greenacres, Palm Beach	57
Fort Mccoy, Marion	57
Poinciana, Polk	57
Missing, Liberty	56
Missing, Putnam	56
Hosford, Liberty	56
Eatonville, Orange	55
Cloud Lake, Palm Beach	55
Air Mail Facility, Dade	55
Bay Lake, Orange	54
Missing, Columbia	54
Missing, Dixie	54
Sanibel, Lee	54
Stock Island, Monroe	53
Islamorada, Monroe	53
Missing, Union	53
Inlet Beach, Walton	53
Howey-In-The-Hills, Lake	52
Bokeelia, Lee	52
Center Hill, Sumter	52
Micanopy, Alachua	51
Viera, Brevard	51
Bal Harbour, Dade	51
Sebastian, Brevard	51
Citrus Springs, Citrus	50
Seville, Volusia	50
Babson Park, Polk	50
Lake Helen, Volusia	50
Caryville, Washington	50
Laurel Hill, Okaloosa	49
Fern Park, Seminole	48
Missing, Jefferson	48
Carrollwood, Hillsborough	48
Lake Hamilton, Polk	48
Atlantis, Palm Beach	47
Belleair, Pinellas	47
Cutler Bay, Dade	45
Steinhatchee, Taylor	45
Dinsmore, Duval	44
Sumterville, Sumter	44
Christmas, Orange	43
Hallandale Beach, Broward	42
San Mateo, Putnam	42
University Of Central Florida, Orange	42
Summerland Key, Monroe	42
Greensboro, Gadsden	41
Osteen, Volusia	41
Lady Lake, Sumter	40
Holt, Okaloosa	40
Waldo, Alachua	39
Lauderdale By The Sea, Broward	39
Brooker, Bradford	38

COVID-19: characteristics of 717,148 Florida resident cases

Data through Oct 7, 2020 verified as of Oct 8, 2020 at 09:25 AM

Data in this report are provisional and subject to change.

The table below includes the cities and counties of residence for cases in Florida residents based on the patient's ZIP Code.

Note that city is not always received as part of the initial notification and may be missing while the case is being investigated.

City and county	Cases
Welaka, Putnam	38
Princeton, Dade	38
The Villages, Lake	38
Big Pine Key, Monroe	38
Sewalls Point, Martin	37
South Fort Myers, Lee	37
Matlacha, Lee	36
Madeira Beach, Pinellas	36
Altoona, Lake	36
Odessa, Pasco	35
Grant-Valkaria, Brevard	35
Sopchoppy, Wakulla	35
Missing, Charlotte	34
Cinco Bayou, Okaloosa	34
University Of South Florida, Hillsborough	34
Hypoluxo, Palm Beach	34
Astor, Lake	33
Missing, Unknown	33
Hampton, Bradford	33
Canal Point, Palm Beach	33
Flemington, Marion	33
Barefoot Bay, Brevard	32
Yalaha, Lake	32
Sunny Isles Beach, Dade	31
Manalapan, Palm Beach	31
Golden Beach, Dade	30
Felda, Hendry	30
Kendall, Dade	30
Saint James City, Lee	30
Destin, Walton	29
Placida, Charlotte	29
Missing, Lafayette	29
Campbellton, Jackson	29
University Of Central Fl, Orange	29
Panacea, Wakulla	28
Patrick Air Force Base, Brevard	28
Oak Hill, Volusia	28
Clarksville, Calhoun	28
Belleair Beach, Pinellas	28
Palm Beach Shores, Palm Beach	28
Missing, Glades	28
Bascom, Jackson	28
Kindred, Osceola	28
Holmes Beach, Manatee	28
F M, Lee	28
Inglis, Levy	28
Bradenton Beach, Manatee	28
Callaway, Bay	27
Paisley, Lake	27
Ochopee, Collier	27
Lamont, Jefferson	27
Palma Ceia, Hillsborough	26
Naranja, Dade	26
Longboat Key, Manatee	26
Hollister, Putnam	26
Crystal Beach, Pinellas	25
South Miami Heights, Dade	25
Florida State, Leon	25
Florahome, Putnam	24

COVID-19: characteristics of 717,148 Florida resident cases

Data through Oct 7, 2020 verified as of Oct 8, 2020 at 09:25 AM

Data in this report are provisional and subject to change.

The table below includes the cities and counties of residence for cases in Florida residents based on the patient's ZIP Code.

Note that city is not always received as part of the initial notification and may be missing while the case is being investigated.

City and county	Cases
Fruit Cove, St. Johns	24
Baldwin, Duval	24
Winter Park, Seminole	23
Ponce Inlet, Volusia	23
Alafaya, Orange	23
Jupiter, Martin	23
Florida Dept Of Corrections, Union	22
Village Of Wellington, Palm Beach	22
Georgetown, Putnam	21
Waverly, Polk	21
Singer Island, Palm Beach	21
Miami Springs, Dade	20
Pinetta, Madison	20
Florida Gulf Coast Univ, Lee	20
Harmony, Osceola	20
Lighthouse Point, Broward	19
Lutz, Pasco	19
Hialeah Gardens, Dade	19
Saint Pete Beach, Pinellas	18
Highland Beach, Palm Beach	18
Bonita Beach, Lee	18
Tierra Verde, Pinellas	18
Ona, Hardee	18
Walnut Hill, Escambia	18
Fort Denaud, Hendry	17
Terra Ceia, Manatee	17
North Bay Village, Dade	17
West Panama City Beach, Bay	17
Okahumpka, Lake	17
Miami Shores, Dade	17
Tice, Lee	17
Sydney, Hillsborough	16
Bellview, Escambia	16
Miami, Unknown	16
Santa Fe, Alachua	16
Buena Ventura Lakes, Osceola	16
Lorida, Highlands	16
West Park, Broward	16
Tioga, Alachua	16
Saint Leo, Pasco	16
Balm, Hillsborough	15
Eaton Park, Polk	15
Dania Beach, Broward	15
North Redington Beach, Pinellas	15
Palm Shores, Brevard	15
Pensacola Beach, Santa Rosa	15
Bay Pines, Pinellas	14
Mexico Beach, Bay	14
Tangerine, Orange	14
Florida A And M University, Leon	14
Kinard, Calhoun	14
Nocatee, Desoto	14
University Of Miami, Dade	14
Ocean Ridge, Palm Beach	13
Village Of Palmetto Bay, Dade	13
Sun City, Hillsborough	13
Intercession City, Osceola	13
Bagdad, Santa Rosa	12
La Crosse, Alachua	12

COVID-19: characteristics of 717,148 Florida resident cases

Data through Oct 7, 2020 verified as of Oct 8, 2020 at 09:25 AM

Data in this report are provisional and subject to change.

The table below includes the cities and counties of residence for cases in Florida residents based on the patient's ZIP Code.

Note that city is not always received as part of the initial notification and may be missing while the case is being investigated.

City and county	Cases
Kathleen, Polk	12
Tyndall Air Force Base, Bay	12
Palmdale, Glades	12
Labelle, Glades	12
Univ Of FI Student Dorms, Alachua	12
Goulds, Dade	12
Kenansville, Osceola	12
South Palm Beach, Palm Beach	12
Lulu, Columbia	12
Bayonet Point, Pasco	12
Orange Lake, Marion	12
Treasure Island, Pinellas	12
University Of Tampa, Hillsborough	12
Homosassa Springs, Citrus	11
Key Colony Beach, Monroe	11
Highland City, Polk	11
Paxton, Walton	11
Hurlburt Field, Okaloosa	11
North Venice, Sarasota	11
Reunion, Osceola	10
Unknown, Dade	10
Lake Suzy, Desoto	10
Dowling Park, Suwannee	10
Cedar Key, Levy	10
Enterprise, Volusia	10
Hernando Beach, Hernando	9
Lacoochee, Pasco	9
Indian Lake Estates, Polk	9
Salt Springs, Marion	9
Wabasso, Indian River	9
Branford, Lafayette	9
Penney Farms, Clay	9
Bostwick, Putnam	9
Missing, Hamilton	9
Horseshoe Beach, Dixie	9
Micco, Brevard	9
Jacksonville, Unknown	8
Bradley, Polk	8
Hialeah, Unknown	8
Sparr, Marion	8
Lake City, Suwannee	8
Ebro, Washington	8
Aloma, Orange	8
Earleton, Alachua	8
Poinciana, Osceola	8
Eloise, Polk	8
Perdido Key, Escambia	8
Venus, Highlands	8
Pasadena, Pinellas	8
Perrine, Dade	8
Mcintosh, Marion	8
Heathrow, Seminole	8
Goodland, Collier	7
Wahneta, Polk	7
West Delray Beach, Palm Beach	7
White Springs, Columbia	7
Gonzalez, Escambia	7
Saint Marks, Wakulla	7
Tallevast, Manatee	7

COVID-19: characteristics of 717,148 Florida resident cases

Data through Oct 7, 2020 verified as of Oct 8, 2020 at 09:25 AM

Data in this report are provisional and subject to change.

The table below includes the cities and counties of residence for cases in Florida residents based on the patient's ZIP Code.

Note that city is not always received as part of the initial notification and may be missing while the case is being investigated.

City and county	Cases
Loughman, Polk	7
Palma Sola, Manatee	7
Plymouth, Orange	7
Candler, Marion	7
Lake Como, Putnam	7
Little Torch Key, Monroe	6
Hawthorne, Putnam	6
Cortez, Manatee	6
Hallandale Beach, Broward	6
Kissimmee, Orange	6
Parker, Bay	6
Murdock, Charlotte	6
Wausau, Washington	6
Woodville, Leon	6
Long Boat Key, Manatee	6
Champions Gate, Polk	6
Bonifay, Washington	6
Homeland, Polk	6
Anna Maria, Manatee	6
Trilby, Pasco	6
Steinhatchee, Dixie	6
Rubonia, Manatee	6
Psl, Unknown	6
Gulf Breeze, Escambia	6
Gulf Hammock, Levy	6
Florida International University, Dade	6
New Smyrna, Volusia	6
Nichols, Polk	6
Evinston, Alachua	6
Babcock Ranch, Lee	5
Miromar Lakes, Lee	5
Mayport Naval Station, Duval	5
Nobleton, Hernando	5
Northdale, Hillsborough	5
Port Saint John, Brevard	5
Florida State Univ Admin, Leon	5
Maxville, Duval	5
Stetson University, Volusia	5
Pensacola, Unknown	5
Rosemary Beach, Walton	5
Shady Hills, Pasco	5
Ponce De Leon, Walton	5
Maitland, Seminole	5
Forest City, Orange	5
Green Acres, Palm Beach	5
Yankeetown, Levy	5
Saint George Island, Franklin	5
Mango, Hillsborough	5
Boca Grande, Lee	5
Lake Monroe, Seminole	5
Lowell, Marion	5
Apopka, Seminole	5
Ferndale, Lake	5
Siesta Key, Sarasota	5
Ridge Manor, Pasco	5
Quail Heights, Dade	4
Saint Lucie West, St. Lucie	4
Ponte Vedra, Duval	4
The Villages, Marion	4

COVID-19: characteristics of 717,148 Florida resident cases

Data through Oct 7, 2020 verified as of Oct 8, 2020 at 09:25 AM

Data in this report are provisional and subject to change.

The table below includes the cities and counties of residence for cases in Florida residents based on the patient's ZIP Code.

Note that city is not always received as part of the initial notification and may be missing while the case is being investigated.

City and county	Cases
University Park, Manatee	4
Belleair Bluffs, Pinellas	4
Laud-By-The-Sea, Broward	4
Valkaria, Brevard	4
Buckingham, Lee	4
Florida International Univ, Dade	4
Mayport, Duval	4
Pembroke Park, Broward	4
Pine Hills, Orange	4
Shady Grove, Taylor	4
Westlake, Palm Beach	4
Unknown, Orange	4
Davenport, Osceola	4
Alturas, Polk	4
Long Key, Monroe	4
Redington Shores, Pinellas	4
Bayshore Gardens, Manatee	4
Cudjoe Key, Monroe	4
Fort Charlotte, Charlotte	4
Ybor City, Hillsborough	4
Ft Pierce, St. Lucie	4
Leisure City, Dade	4
Citrus Hills, Citrus	4
Durant, Hillsborough	4
Oneco, Manatee	4
City Of Sunrise, Broward	4
Fanning Springs, Gilchrist	4
Holder, Citrus	4
Hollywood, Unknown	4
International Service Center, Dade	4
Gulf Stream, Palm Beach	4
Graham, Bradford	4
Westchase, Hillsborough	4
Wakulla Springs, Wakulla	4
Virginia Gardens, Dade	3
Vernon, Bay	3
Indian River Shores, Indian River	3
Mayport Naval Housing, Duval	3
Elfers, Pasco	3
Fpo, Duval	3
Cypress Gardens, Polk	3
Braden River, Manatee	3
Salem, Taylor	3
Mount Plymouth, Lake	3
El Jobean, Charlotte	3
Basinger, Okeechobee	3
Lauderhill, Unknown	3
Roseland, Indian River	3
Point Washington, Walton	3
West Palm Beach, Unknown	3
High Springs, Gilchrist	3
Cypress, Jackson	3
Clarcona, Orange	3
Sugarloaf, Monroe	3
Pine Castle, Orange	3
Ozona, Pinellas	3
Orchid, Indian River	3
San Carlos Park, Lee	3
Morrison, Marion	3

COVID-19: characteristics of 717,148 Florida resident cases

Data through Oct 7, 2020 verified as of Oct 8, 2020 at 09:25 AM

Data in this report are provisional and subject to change.

The table below includes the cities and counties of residence for cases in Florida residents based on the patient's ZIP Code.

Note that city is not always received as part of the initial notification and may be missing while the case is being investigated.

City and county	Cases
Longboat Key, Sarasota	3
Lakeshore, Polk	3
Miami Gardens, Unknown	3
Everglades City, Collier	3
Eglin, Okaloosa	3
Grove City, Charlotte	3
Cottondale, Washington	3
Crystal Springs, Pasco	3
Daytona Beach Shores, Volusia	3
Deer Island, Lake	3
Duette, Manatee	3
East Lake, Marion	3
Redington Beach, Pinellas	3
Port Salerno, Martin	3
Margate, Unknown	3
Lealman, Pinellas	3
Chokoloskee, Collier	3
Fort Ogden, Desoto	3
Telogia, Liberty	3
Orlando, Brevard	3
Florence Villa, Polk	3
Graceville, Holmes	3
Jacksonville, Clay	3
West Bradenton, Manatee	3
Loxahatchee Groves, Palm Beach	3
Lynbrook, Broward	3
Indian Shores, Pinellas	3
Jensen Beach, St. Lucie	3
Hallandale Beach, Unknown	3
Brooksville, Pasco	3
Captiva, Lee	3
Fort Lauderdale, Unknown	3
Trenton, Levy	3
Putnam Hall, Putnam	3
Orlando, Unknown	3
Ramrod Key, Monroe	2
River Ranch, Polk	2
Port Charlotte, Unknown	2
Seven Springs, Pasco	2
Niceville, Walton	2
None, Dade	2
Palm City, St. Lucie	2
Fairfield, Marion	2
Archer, Levy	2
Upper Key Largo, Monroe	2
Hollywood, Dade	2
Inlet Beach, Bay	2
Grandin, Putnam	2
Clermont, Polk	2
Doctors Inlet, Clay	2
Oklawaha, Marion	2
Tarpon Springs, Pasco	2
Tampa, Pinellas	2
Watersound, Walton	2
Sunny Hills, Washington	2
Switzerland, St. Johns	2
Ludlam, Dade	2
Laurel, Sarasota	2
White City, Gulf	2

COVID-19: characteristics of 717,148 Florida resident cases

Data through Oct 7, 2020 verified as of Oct 8, 2020 at 09:25 AM

Data in this report are provisional and subject to change.

The table below includes the cities and counties of residence for cases in Florida residents based on the patient's ZIP Code.

Note that city is not always received as part of the initial notification and may be missing while the case is being investigated.

City and county	Cases
Scottsmoor, Brevard	2
Brewton, Escambia	2
Caryville, Holmes	2
Cassadaga, Volusia	2
Lake Harbor, Palm Beach	2
Lanark Village, Franklin	2
Madison, Unknown	2
Destin, Unknown	2
Alligator Point, Wakulla	2
Bonita Springs, Collier	2
Gibsonia, Polk	2
Florida Power & Light Co, Dade	2
Town N Country, Hillsborough	2
Wewahitchka, Calhoun	2
Mesa, Unknown	2
Jacksonville Naval Hospital, Duval	2
Sorrento, Orange	2
Pompano Beach, Unknown	2
Ormond Beach, Flagler	2
Bayou George, Bay	2
Clewiston, Palm Beach	2
Champions Gate, Osceola	2
Yeehaw, Okeechobee	2
Nalcrest, Polk	2
Rocky Point, Hillsborough	2
Unknown, Seminole	2
Deerfield Beach, Unknown	2
Glenwood, Volusia	2
Miccosukee, Leon	2
Milligan, Okaloosa	2
Lamont, Taylor	2
Sugarloaf Key, Monroe	2
Sand Lake, Orange	2
Mount Dora, Orange	2
Miramar, Unknown	2
Laurel Hill, Walton	2
Miami, Martin	2
Haines City, Orange	2
Jonesville, Alachua	2
Lake Butler, Bradford	2
Bella Collina, Lake	2
Dade City, Hernando	2
Orange Springs, Marion	2
Oakland Park, Unknown	2
Samoset, Manatee	2
Sarasota, Unknown	2
Union Park, Orange	2
Sunrise, Unknown	2
Hillsboro Beach, Broward	2
Greenville, Taylor	1
Kilgore, Dade	1
Indian Rock Beach, Pinellas	1
Island Grove, Alachua	1
Jupiter Inlet, Palm Beach	1
Bogota, Unknown	1
Dade City, Unknown	1
Crestview, Walton	1
Fernandina, Nassau	1
Suwannee, Dixie	1

COVID-19: characteristics of 717,148 Florida resident cases

Data through Oct 7, 2020 verified as of Oct 8, 2020 at 09:25 AM

Data in this report are provisional and subject to change.

The table below includes the cities and counties of residence for cases in Florida residents based on the patient's ZIP Code.

Note that city is not always received as part of the initial notification and may be missing while the case is being investigated.

City and county	Cases
Syracuse, Unknown	1
Twentynine Palms, Broward	1
Seguin, Unknown	1
St Cloud, Orange	1
Seacrest, Walton	1
San Fernando, Unknown	1
San Marcos, Unknown	1
Plantation, Leon	1
Pooler, Broward	1
Panomo City, Bay	1
Pensacola, Dade	1
North Porte, Unknown	1
Notrealville, Polk	1
Okeechobi, Unknown	1
Mount, Lake	1
North Port, Manatee	1
North Lauderdale, Unknown	1
Miami, Broward	1
Miamksaohes, Dade	1
Metter, Manatee	1
Mexico Beach, Gulf	1
Miami Dade, Unknown	1
Vernon, Walton	1
Unknown, Manatee	1
Xifamk, Dade	1
Windermere, Unknown	1
East Rockland Key, Monroe	1
Celebration, Orange	1
Fort Lauderdale, Dade	1
Altamonte Springs, Orange	1
Apo, Collier	1
Arcadia, Unknown	1
Astor, Volusia	1
At Large, Broward	1
Austin, Dade	1
Big Torch Key, Monroe	1
Bonifay, Unknown	1
Lake Worth, Unknown	1
Julington Creek, St. Johns	1
Jupiter Island, Martin	1
Jena, Taylor	1
Milford, Bay	1
Marathon Shores, Monroe	1
Litchfield Park, Unknown	1
Los Angeles, Orange	1
Na, Dade	1
Okeechobee, Highlands	1
Orange Park, Duval	1
Orlando, Osceola	1
Palatka, Marion	1
Port St Luice, Unknown	1
Port St. Lucie, St. Lucie	1
Pensacola Naval Hospital, Escambia	1
Tavares, Unknown	1
Temple, Palm Beach	1
Seacrest, Bay	1
Stiamk, Dade	1
Unknown, Duval	1
Venice, Dade	1

COVID-19: characteristics of 717,148 Florida resident cases

Data through Oct 7, 2020 verified as of Oct 8, 2020 at 09:25 AM

Data in this report are provisional and subject to change.

The table below includes the cities and counties of residence for cases in Florida residents based on the patient's ZIP Code.

Note that city is not always received as part of the initial notification and may be missing while the case is being investigated.

City and county	Cases
Weston, Unknown	1
West Hollywood, Broward	1
Webster, Hernando	1
Winnetka, Dade	1
Lakeland, Unknown	1
Istachatta, Hernando	1
Kenilworth, Leon	1
Homeless, Hillsborough	1
Homeless, Pinellas	1
Hutchinson Island, St. Lucie	1
Mckinney, Broward	1
Miamc, Dade	1
Layton, Monroe	1
Los Angeles, Dade	1
Hallandale, Unknown	1
Hoclywsod, Dade	1
Garden City, Alachua	1
Franklin, Unknown	1
Downingtown, Hillsborough	1
Coconut Ck, Unknown	1
Carl Fisher, Dade	1
Brooklyn, Lee	1
Apollo Beach, Manatee	1
Alpharetta, Broward	1
Unknown, Volusia	1
Venetian Islands, Dade	1
Venice, Manatee	1
Westville, Walton	1
Tamarac, Dade	1
Town Of Nocatee, St. Johns	1
Unkn, Duval	1
Saint Johns, Duval	1
Pass-A-Grille Beach, Pinellas	1
Pensacola Beach, Escambia	1
Red Bay, Holmes	1
Northport, Sarasota	1
Orlo Vista, Orange	1
Other, Dade	1
Watersound, Bay	1
Wtixrat, Dade	1
Vero Beach, Unknown	1
Unk, Alachua	1
Cincinnati, Dade	1
Cape Haze, Charlotte	1
Branford, Gilchrist	1
Davie, Unknown	1
Alva, Escambia	1
Babcock Ranch, Charlotte	1
Baker, Santa Rosa	1
Duck Key, Monroe	1
Hosford, Calhoun	1
Indian Creek Village, Dade	1
Hialeahgardens, Dade	1
Interlachen, Duval	1
Jacksonville Naval Air Station, Duval	1
Kingsley Lake, Bradford	1
Kissimmee, Unknown	1
Panama City, Unknown	1
Perth Amboy, Hillsborough	1

COVID-19: characteristics of 717,148 Florida resident cases

Data through Oct 7, 2020 verified as of Oct 8, 2020 at 09:25 AM

Data in this report are provisional and subject to change.

The table below includes the cities and counties of residence for cases in Florida residents based on the patient's ZIP Code.

Note that city is not always received as part of the initial notification and may be missing while the case is being investigated.

City and county	Cases
Punta Gorda, Unknown	1
Saint Lucie Village, St. Lucie	1
Sunrtise, Dade	1
Uknown, Unknown	1
Sharpes, Brevard	1
Mayaguez, Dade	1
Miramar, Dade	1
Jacksonville, Nassau	1
Lucedale, St. Lucie	1
North Fort Myers, Charlotte	1
North Laud, Unknown	1
Oldsrav, Manatee	1
Monroe, Hillsborough	1
Wilbur By The Sea, Volusia	1
Winterpark, Unknown	1
Westerville, Hillsborough	1
Unknown Out Of Area, Duval	1
FI State Lot, Leon	1
Fort Walton Beac, Alachua	1
Fortlauderdale, Unknown	1
Ft Pierce, Unknown	1
Garland, Orange	1
Ebro, Bay	1
Eustic, Unknown	1
Everett, Dade	1
Greenacres, Unknown	1
Hallandate Ben, Unknown	1
Homeless, Dade	1
Hickory, Lee	1
Hialeah, Broward	1
Bryn Mawr, Palm Beach	1
Alys Beach, Bay	1
Amelia City, Nassau	1
Apopka, Unknown	1
Bellmore, Orange	1
Chattanooga, Dade	1
Miamt, Dade	1
Mid Florida, Seminole	1
Midland, Lake	1
Melrose, Bradford	1
Merritt Island, Orange	1
Live Oak, Columbia	1
Lauderdale Hill, Unknown	1
Innovation, Pasco	1
Jacksonville, Dade	1
Pt St Lucie, St. Lucie	1
San Diego, Unknown	1
Ocala, Unknown	1
Ocean Breeze, Martin	1
Palm City, Unknown	1
N/A, Duval	1
Los Angeles, Polk	1
Miami Granders, Dade	1
Green, Clay	1
Fwb, Unknown	1
Gastonia, Polk	1
Goldenrod, Seminole	1
Grand Island, Unknown	1
Hialean, Unknown	1

COVID-19: characteristics of 717,148 Florida resident cases

Data through Oct 7, 2020 verified as of Oct 8, 2020 at 09:25 AM

Data in this report are provisional and subject to change.

The table below includes the cities and counties of residence for cases in Florida residents based on the patient's ZIP Code.

Note that city is not always received as part of the initial notification and may be missing while the case is being investigated.

City and county	Cases
Hilliard, Dade	1
Holt, Unknown	1
Bartow, Unknown	1
Boca Roton, Unknown	1
Clermont, Unknown	1
Crestview, Dade	1
Dania, Unknown	1
Darien, Pasco	1
Deltona , Volusia	1
Duke Field Air Force Station, Okaloosa	1
Dunnellon, Levy	1
Sea Ranch Lakes, Broward	1
Saint Petersburg, Dade	1
San Pedro Sula, Dade	1
Rosemary Beach, Bay	1
Port Charlotte Fl, Unknown	1
Sumatra, Liberty	1
Wayne, Dade	1
Wimauma, Manatee	1
Palm Coast, Orange	1
Opa Locka, Unknown	1
Orange, Orange	1
Orl, Orange	1
Worthington Springs, Union	1
Weston, Dade	1
Wesley Chapel, Alachua	1
Tewksbury, Orange	1
Lecanto, Marion	1
Miamf, Dade	1
Pine Ridge, Citrus	1
Pineland, Lee	1
Tampa Palms, Hillsborough	1
South Daytona Beach, Volusia	1
San Antonio, Unknown	1
Olustee, Baker	1
Opalocka, Dade	1
Okeechobee, St. Lucie	1
Riverview, Unknown	1
Dade City, Hillsborough	1
Dallas, Lee	1
Deland, Lake	1
Estero, Collier	1
Hispanic, St. Lucie	1
Fort Pierce, Martin	1
Kissimmee, Brevard	1
Boca Raton, Unknown	1
Aollywoss, Dade	1
Beverly Beach, Flagler	1
Clermont, Orange	1
Carol Stream, Orange	1
99, Unknown	1
West Villages, Sarasota	1
Coconut Creek, Unknown	1
Fort Myers, Unknown	1
Fort Pierce, Unknown	1
Harrison, Pinellas	1
Hailandale, Unknown	1
Homeless, Polk	1
Immokalee, Lee	1

COVID-19: characteristics of 717,148 Florida resident cases

Data through Oct 7, 2020 verified as of Oct 8, 2020 at 09:25 AM

Data in this report are provisional and subject to change.

The table below includes the cities and counties of residence for cases in Florida residents based on the patient's ZIP Code.

Note that city is not always received as part of the initial notification and may be missing while the case is being investigated.

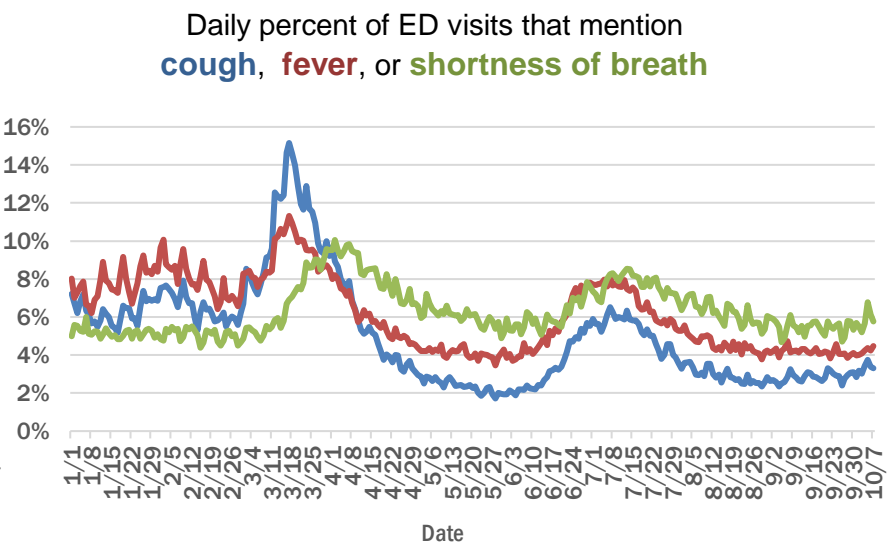
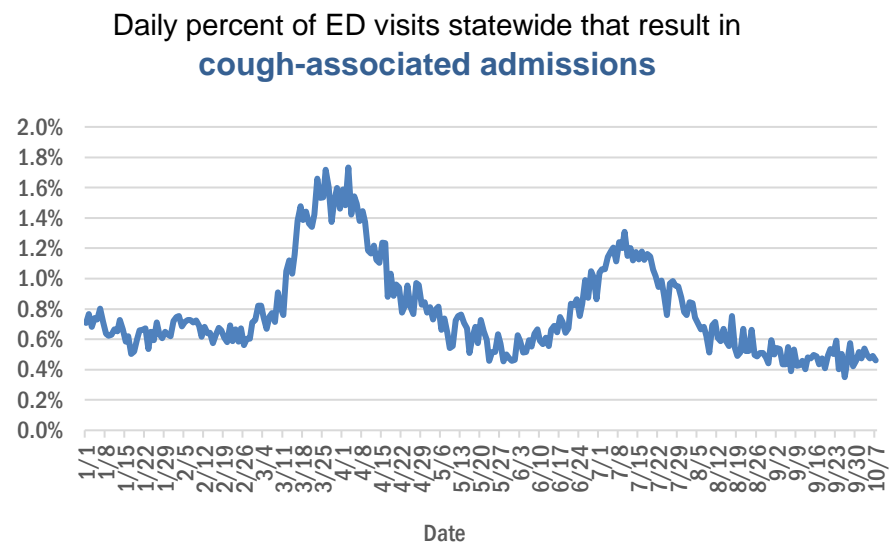
City and county	Cases
Los Angeles Ca, Unknown	1
Lake Geneva, Clay	1
Peoria, Unknown	1
Orlando, Lake	1
Newark, Broward	1
Middlesburg, Duval	1
Miami, Palm Beach	1
Mount Pleasant, Gadsden	1
South Miami, Unknown	1
Spring Hill , Hernando	1
Unkown, Seminole	1
Washington, Unknown	1
Wekiva Springs, Seminole	1
Port Everglades, Broward	1
Port Saint Lucie, Martin	1
Saint Augusaintine Beach, St. Johns	1
Saint Augustine Beach, St. Johns	1
Total	717,148

COVID-19: additional surveillance information

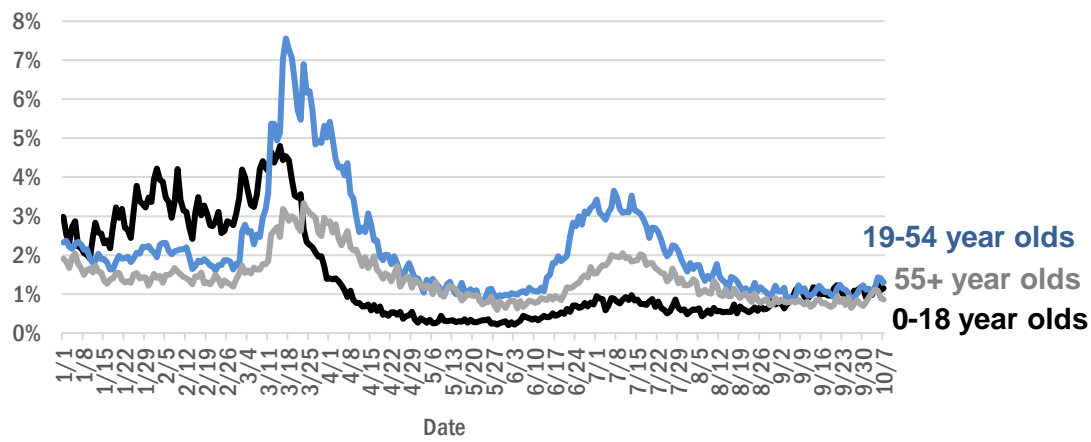
Data through Oct 7, 2020 verified as of Oct 8, 2020 at 09:25 AM

Data in this report are provisional and subject to change.

Statewide emergency department (ED) chief complaint and admission data



Daily percent of ED visits statewide that mention cough by age group



The Electronic Surveillance System for the Early Notification of Community-Based Epidemics (ESSENCE-FL) includes chief complaint data from 211 of 212 Florida EDs. Data are transmitted electronically to ESSENCE-FL daily or hourly.

COVID-19: All Florida residents with test results reported

Data through Oct 7, 2020 verified as of Oct 8, 2020 at 09:25 AM

Data in this report are provisional and subject to change.

The table below includes persons with laboratory results that the Department of Health has received electronically or by mail/fax for Florida residents.

County	Awaiting testing	Inconclusive	Negative	Positive	Percent positive	Total tested
Dade	573	1,985	771,221	172,546	18%	945,752
Broward	112	877	507,285	77,936	13%	586,098
Palm Beach	229	622	332,516	47,109	12%	380,247
Hillsborough	487	530	288,518	43,358	13%	332,406
Orange	421	313	322,092	41,119	11%	363,524
Duval	241	272	255,981	31,142	11%	287,395
Pinellas	15	144	207,019	22,663	10%	229,826
Lee	35	116	128,996	20,761	14%	149,873
Polk	83	115	121,482	20,725	15%	142,322
Collier	47	104	69,043	12,959	16%	82,106
Osceola	225	141	75,350	12,872	15%	88,363
Manatee	15	76	98,315	11,817	11%	110,208
Escambia	6	58	80,870	11,422	12%	92,350
Volusia	102	122	87,768	11,253	11%	99,143
Leon	24	143	81,110	10,736	12%	91,989
Marion	20	111	66,522	10,056	13%	76,689
Brevard	10	62	101,033	9,619	9%	110,714
Pasco	150	59	86,319	9,586	10%	95,964
Seminole	174	69	78,391	9,306	11%	87,766
Alachua	38	30	94,043	8,652	8%	102,725
Sarasota	24	61	89,784	8,452	9%	98,297
St. Lucie	236	53	56,309	8,270	13%	64,632
Lake	194	104	80,739	7,767	9%	88,610
Bay	18	71	29,606	6,120	17%	35,797
St. Johns	14	42	54,495	5,508	9%	60,045
Santa Rosa	38	37	32,572	5,438	14%	38,047
Clay	27	29	45,326	5,366	11%	50,721
Okaloosa	62	56	34,124	5,221	13%	39,401
Martin	49	47	33,575	4,997	13%	38,619
Columbia	7	56	14,054	3,933	22%	18,043
Indian River	49	23	34,533	3,365	9%	37,921
Hernando	4	19	25,745	3,272	11%	29,036
Charlotte	7	40	31,881	3,178	9%	35,099
Gadsden	4	43	14,263	2,931	17%	17,237
Jackson	30	12	14,220	2,892	17%	17,124
Citrus	51	10	24,321	2,889	11%	27,220
Suwannee	2	47	8,778	2,789	24%	11,614
Sumter	30	31	23,366	2,583	10%	25,980
Highlands	13	11	19,685	2,279	10%	21,975
Putnam	19	11	15,946	2,175	12%	18,132
Hendry	1	17	8,399	2,097	20%	10,513
Nassau	48	18	19,889	2,066	9%	21,973
Monroe	46	12	16,568	1,876	10%	18,456
Walton	1	36	11,842	1,856	14%	13,734
Flagler	10	18	19,425	1,817	9%	21,260
Okeechobee	4	13	9,842	1,620	14%	11,475

COVID-19: All Florida residents with test results reported

Data through Oct 7, 2020 verified as of Oct 8, 2020 at 09:25 AM

Data in this report are provisional and subject to change.

The table below includes persons with laboratory results that the Department of Health has received electronically or by mail/fax for Florida residents.

County	Awaiting testing	Inconclusive	Negative	Positive	Percent positive	Total tested
Desoto	6	6	9,785	1,590	14%	11,381
Baker	37	27	6,766	1,590	19%	8,383
Hardee	5	9	6,739	1,424	17%	8,172
Taylor	7	28	5,391	1,367	20%	6,786
Lafayette	4	13	1,495	1,244	45%	2,752
Wakulla	3	43	9,370	1,171	11%	10,584
Bradford	4	20	5,936	1,162	16%	7,118
Washington	12	21	5,928	1,093	16%	7,042
Levy		8	7,844	1,066	12%	8,918
Madison	1	11	5,179	1,017	16%	6,207
Union		17	8,778	1,012	10%	9,807
Gulf	6	6	4,940	883	15%	5,829
Hamilton	1	2	4,741	869	15%	5,612
Dixie		12	4,571	843	16%	5,426
Holmes	2	10	4,648	767	14%	5,425
Franklin	8	11	4,470	654	13%	5,135
Calhoun	1	10	4,427	635	13%	5,072
Glades		1	976	577	37%	1,554
Jefferson		15	3,390	565	14%	3,970
Gilchrist	1	9	4,276	522	11%	4,807
Liberty			3,099	520	14%	3,619
Unknown	1	37	15,155	183	1%	15,375
Total	4,094	7,182	4,751,065	717,148	13%	5,475,395

COVID-19: testing by laboratory

Data through Oct 7, 2020 verified as of Oct 8, 2020 at 09:25 AM

Data in this report are provisional and subject to change.

The numbers in the table below represent the number of Florida and non-Florida residents for whom test results were received by the Department of Health. A person can be tested by more than one laboratory and can have both positive and negative results. **Therefore, the sum of the numbers in each column will be larger than the total number of people tested.**

Reporting lab	Inconclusive	Negative	Positive	Percent positive	Total
LABORATORY CORPORATION OF AMERICA	1,627	968,454	123,209	11%	1,093,290
QUEST DIAGNOSTICS - TAMPA	7,497	851,398	120,738	12%	979,633
BIO REFERENCE LABORATORIES, INC	7,128	588,882	110,450	16%	706,460
CURATIVE LABS	5,879	385,156	39,348	9%	430,383
GENETWORX	661	390,587	32,877	8%	424,125
REALTOX LABS LLC	3,483	277,484	46,644	14%	327,611
ELABNETWORK	1,056	126,453	10,405	8%	137,914
NORTHWEST LABORATORY	240	118,693	6,360	5%	125,293
MAKO GENOMICS	5,397	96,505	15,908	14%	117,810
ADVENT HEALTH LAB	112	101,371	14,179	12%	115,662
MEDICAL DIAGNOSTIC LABORATORIES	920	93,892	13,511	12%	108,323
KORVALABS, INC	1,240	88,893	4,500	5%	94,633
MAYO CLINIC LABORATORIES	234	83,345	8,229	9%	91,808
RCA LABORATORY SERVICES, LLC		84,818	3,760	4%	88,578
BIOCOLLECTIONS WORLDWIDE, INC	506	71,868	10,354	13%	82,728
BAYCARE LABORATORIES LLC	389	72,818	6,278	8%	79,485
MEMORIAL REGIONAL HOSPITAL SOUTH	22	64,943	14,107	18%	79,072
BPHL-JACKSONVILLE	17	67,874	11,166	14%	79,057
QUEST DIAGNOSTICS NICHOLS INSTITUTE, INC.	350	65,788	8,369	11%	74,507
SACRED HEART HOSPITAL LABORATORY	2	62,727	7,496	11%	70,225
Florida_Hospital	70	60,346	6,034	9%	66,450
HELIX	510	53,979	6,503	11%	60,992
TAMPA GENERAL HOSPITAL	4	53,044	3,959	7%	57,007
IMPACT HEALTH BIOMETRIC TESTING, INC	468	50,509	6,023	11%	57,000
UF PATHLABS	33	53,068	3,683	6%	56,784
ORLANDO REG MED CENTER CLINICAL LAB	533	49,715	6,189	11%	56,437
DIATHERIX LABORATORIES		49,631	6,751	12%	56,382
SUNPATH MEDICAL DIAGNOSTICS LABORATORY	454	46,099	6,727	13%	53,280
BPHL-MIAMI	222	42,768	8,703	17%	51,693
TESTING MATTERS INC		43,797	5,366	11%	49,163
ARUP LABORATORIES	6	43,745	2,691	6%	46,442
BPHL-TAMPA (SPECTRUM BLVD)	45	39,060	6,212	14%	45,317
JACKSON MEMORIAL HOSPITAL CLINICAL LAB	79	34,781	7,403	18%	42,263
VIRACOR-EUROFINS LABORATORIES		31,399	9,143	23%	40,542
ST VINCENT'S MEDICAL CENTER - RIVERSIDE	1	35,401	3,973	10%	39,375
AMERICAN HEALTH ASSOCIATES	8	36,306	2,998	8%	39,312
SHANDS AT THE UNIVERSITY OF FLORIDA	249	36,105	2,054	5%	38,408
LAKELAND REGIONAL MEDICAL CENTER	97	32,368	3,621	10%	36,086
AIT LABORATORIES		30,706	3,396	10%	34,102
AKESOGEN		25,898	3,927	13%	29,825
TALLAHASSEE MEMORIAL HOSPITAL	105	23,991	2,854	11%	26,950
BAPTIST MEDICAL CENTER JACKSONVILLE	4	23,977	1,550	6%	25,531
CAPE CORAL HOSPITAL CLINICAL LABORATORY	3	21,003	3,377	14%	24,383
WALGREENS	16	20,255	3,557	15%	23,828
BAPTIST HOSPITAL OF MIAMI CLINICAL LABORATORY	51	19,459	3,347	15%	22,857
FULGENT DIAGNOSTICS LABORATORY	382	20,569	1,310	6%	22,261
BROWARD GENERAL MEDICAL CENTER-CLINICAL LAB	2	19,439	2,210	10%	21,651

COVID-19: testing by laboratory

Data through Oct 7, 2020 verified as of Oct 8, 2020 at 09:25 AM

Data in this report are provisional and subject to change.

The numbers in the table below represent the number of Florida and non-Florida residents for whom test results were received by the Department of Health. A person can be tested by more than one laboratory and can have both positive and negative results. **Therefore, the sum of the numbers in each column will be larger than the total number of people tested.**

Reporting lab	Inconclusive	Negative	Positive	Percent positive	Total
SHANDS JACKSONVILLE MEDICAL CENTER INC	33	18,367	1,615	8%	20,015
APPLIED INGENUITY DIAGNOSTICS LLC		19,020	970	5%	19,990
SARASOTA MEMORIAL HOSPITAL MAIN LAB	12	17,605	1,242	7%	18,859
UNIVERSITY OF MIAMI HOSPITAL	10	16,665	1,966	11%	18,641
ECCO LAB GROUP CO	331	14,440	3,243	18%	18,014
ADVENTHEALTH DAYTONA BEACH	32	16,672	1,198	7%	17,902
LAB DIAGNOSTICS LLC	349	11,532	5,064	30%	16,945
FLORIDA HOSPITAL - TAMPA	37	15,307	1,425	8%	16,769
STATLAB_MOBILE	1	14,709	1,511	9%	16,221
NICKLAUS CHILDREN'S HOSPITAL	41	13,301	2,531	16%	15,873
MOUNT SINAI MEDICAL CENTER	7	13,990	1,440	9%	15,437
MILLENNIUM PHYSICIAN GROUP	1	13,014	2,319	15%	15,334
PALMETTO GENERAL HOSPITAL LAB	3	11,964	3,022	20%	14,989
ST JOSEPHS HOSPITAL LABORATORY	12	12,960	1,801	12%	14,773
NORTH FLORIDA REGIONAL MEDICAL CENTER		13,014	1,458	10%	14,472
NAPLES COMMUNITY HOSPITAL	51	12,935	1,429	10%	14,415
BIOCERNA LABS	429	11,955	1,759	12%	14,143
ACCESS DX LABORATORY	157	12,363	1,471	11%	13,991
SOUTH MIAMI HOSPITAL LAB	26	11,689	1,458	11%	13,173
BRANDON REGIONAL HOSPITAL		11,032	1,700	13%	12,732
ABL MEDICAL CARE LLC	1	11,499	1,125	9%	12,625
JFK MEDICAL CENTER LAB	1	10,862	1,706	14%	12,569
CLEVELAND CLINIC HOSPITAL LAB	4	11,131	1,239	10%	12,374
JUPITER MEDICAL CENTER LAB	43	10,751	1,149	10%	11,943
SAINT MARY'S MEDICAL CENTER	18	10,487	1,426	12%	11,931
DRS CLACK SPENCER WHITE & MCCORMACK PA D/B/A		10,501	941	8%	11,442
INDIAN RIVER MEDICAL CENTER LAB		10,695	619	5%	11,314
INTEGRATED REGIONAL LABORATORIES LLP		9,656	1,652	15%	11,308
FLORIDA HOSPITAL WATERMAN LABORATORY	70	9,708	773	7%	10,551
LARKIN COMMUNITY HOSPITAL INC DBA CARDIOTROPIC		6,822	3,624	35%	10,446
MORTON PLANT HOSPITAL-ADLER INSTITUTE	8	9,739	694	7%	10,441
QUEST DIAGNOSTICS INFECTIOUS DISEASE INC	64	8,440	1,798	17%	10,302
QUEST NEW ENGLAND	35	9,131	1,015	10%	10,181
WELLINGTON REGIONAL MED CTR LAB	4	8,877	1,241	12%	10,122
LEESBURG REGIONAL MEDICAL CENTER		8,824	938	10%	9,762
PANCARE OF FLORIDA INC		8,542	786	8%	9,328
HOMESTEAD HOSPITAL CLINICAL LABORATORY	15	7,350	1,787	20%	9,152
MEMORIAL REGIONAL HOSPITAL CLINICAL LABORATORY	9	8,382	597	7%	8,988
COAST DIAGNOSTICS LLC	25	8,342	579	6%	8,946
ARNOLD PALMER MEDICAL CENTER CLINICAL LAB		8,607	295	3%	8,902
LABCORP BURLINGTON (LPP)	4	8,353	461	5%	8,818
OSCEOLA REGIONAL MEDICAL CENTER	1	7,170	1,191	14%	8,362
DELRAY MEDICAL CENTER	3	7,461	814	10%	8,278
WEST KENDALL BAPTIST HOSPITAL LABORATORY	6	6,705	1,554	19%	8,265

COVID-19: testing by laboratory

Data through Oct 7, 2020 verified as of Oct 8, 2020 at 09:25 AM

Data in this report are provisional and subject to change.

The numbers in the table below represent the number of Florida and non-Florida residents for whom test results were received by the Department of Health. A person can be tested by more than one laboratory and can have both positive and negative results. **Therefore, the sum of the numbers in each column will be larger than the total number of people tested.**

Reporting lab	Inconclusive	Negative	Positive	Percent positive	Total
LAWNWOOD REGIONAL MEDICAL CENTER	1	7,167	1,067	13%	8,235
LARKIN COMMUNITY HOSPITAL	10	6,953	1,179	14%	8,142
BOSTON HEART DIAGNOSTICS CORP		6,885	1,097	14%	7,982
RUTGERS CLINICAL GENOMICS LABORATORY	34	7,658	266	3%	7,958
MEMORIAL HOSPITAL JACKSONVILLE	8	6,232	1,501	19%	7,741
ST ANTHONY'S HOSPITAL LAB	11	6,887	823	11%	7,721
PATIENTS FIRST LAKE ELLA MEDICAL CENTER PA		5,720	1,981	26%	7,701
WINTER HAVEN HOSPITAL CLINICAL LABORATORY	3	6,478	1,166	15%	7,647
Lee Memorial Hospital		5,927	1,678	22%	7,605
BAPTIST MEDICAL CENTER SOUTH		7,013	507	7%	7,520
EXACT SCIENCES LABORATORIES		6,927	454	6%	7,381
AEGIS SCIENCES CORPORATION	30	6,584	620	9%	7,234
BETHESDA HOSPITAL EAST		6,510	654	9%	7,164
REAL DIAGNOSTICS	77	6,574	492	7%	7,143
GOOD SAMARITAN MEDICAL CENTER LAB	1	6,143	995	14%	7,139
INGENIOUS PERSONALIZED MEDICINE	65	5,536	1,382	20%	6,983
ST JOSEPHS HOSPITAL	7	6,081	817	12%	6,905
ORANGE PARK MEDICAL CENTER	9	5,598	1,295	19%	6,902
MEASE COUNTRYSIDE LAB	1	6,280	600	9%	6,881
BAPTIST HOSPITAL OF MIAMI MOLECULAR DIAGNOSTICS	58	5,867	847	13%	6,772
AVECINA MEDICAL OAKLEAF	3	5,893	683	10%	6,579
QUEST DIAGNOSTICS - WEST HILLS	21	6,299	245	4%	6,565
LUMINUS DIAGNOSTICS		6,008	521	8%	6,529
GULF COAST MEDICAL CENTER MICROLAB		5,056	1,470	23%	6,526
QUEST DIAGNOSTICS	4	5,915	476	7%	6,395
PRIVA PATH LABS	17	6,098	255	4%	6,370
HALIFAX MEDICAL CENTER LAB	31	5,386	882	14%	6,299
FLORIDA HOSPITAL HEARTLAND MED CTR CLINICAL LAB	33	5,565	649	10%	6,247
THE VILLAGES REGIONAL HOSPITAL		5,788	428	7%	6,216
AVECINA MEDICAL - SOUTHSIDE BLVD	17	5,999	199	3%	6,215
WEST FLORIDA HOSPITAL LAB		5,000	1,169	19%	6,169
WEST BOCA MEDICAL CENTER LAB		5,565	529	9%	6,094
MANATEE MEMORIAL HOSPITAL		5,511	528	9%	6,039
BAPTIST HOSPITAL LABORATORY	4	5,132	898	15%	6,034
ADVENTHEALTH WESLEY CHAPEL	14	5,476	434	7%	5,924
CORAL GABLES HOSPITAL CLINICAL LABORATORY		4,724	1,149	20%	5,873
NORTHWEST MEDICAL CENTER	1	4,799	1,073	18%	5,873
LARGO MEDICAL CENTER		5,207	658	11%	5,865
WESTSIDE REGIONAL MED CTR	2	4,802	987	17%	5,791
PALM BEACH GARDENS MEDICAL CTR LAB		5,285	493	9%	5,778
HEALTH PARK MEDICAL CENTER CLINICAL LAB		4,763	957	17%	5,720
OAK HILL HOSPITAL		5,081	623	11%	5,704
DOCTORS HOSPITAL	3	4,678	961	17%	5,642
QUEST DIAGNOSTICS NICHOLS INSTITUTE - SJC (ELR)	34	4,826	761	14%	5,621
Capital Regional Medical Ctr		4,397	1,090	20%	5,487

COVID-19: testing by laboratory

Data through Oct 7, 2020 verified as of Oct 8, 2020 at 09:25 AM

Data in this report are provisional and subject to change.

The numbers in the table below represent the number of Florida and non-Florida residents for whom test results were received by the Department of Health. A person can be tested by more than one laboratory and can have both positive and negative results. **Therefore, the sum of the numbers in each column will be larger than the total number of people tested.**

Reporting lab	Inconclusive	Negative	Positive	Percent positive	Total
MERCY HOSPITAL A CAMPUS OF PLANTATION GEN HOSP LAB	1	4,210	1,206	22%	5,417
FLORIDA HOSPITAL FLAGLER	29	5,012	343	6%	5,384
NCH NORTH NAPLES HOSPITAL LAB	11	4,674	695	13%	5,380
AVENTURA HOSPITAL LAB		4,050	1,176	23%	5,226
GENESIS REFERENCE LABORATORIES		4,773	377	7%	5,150
INFORM DIAGNOSTICS, INC		4,869	254	5%	5,123
PALMS WEST HOSPITAL LAB	2	4,136	934	18%	5,072
FLORIDA HOSPITAL ZEPHYRHILLS	10	4,694	344	7%	5,048
MARTIN HOSPITAL SOUTH LAB		4,763	279	6%	5,042
FLORIDA MEDICAL CENTER - A CAMPUS OF NORTH SHORE	2	4,372	654	13%	5,028
CORAL SPRINGS MED CTR		4,546	477	9%	5,023
BLAKE MEDICAL CENTER		4,226	789	16%	5,015
NORTH SHORE MEDICAL CENTER		3,998	970	20%	4,968
BROWARD HEALTH NORTH CLINICAL LABORATORY		4,296	615	13%	4,911
PWN HEALTH	11	3,859	998	21%	4,868
FLORIDA HOSPITAL DELAND	10	4,151	675	14%	4,836
UHEALTH CORAL GABLES/LENNAR MED CTR		4,619	183	4%	4,802
FLORIDA HOSPITAL OF CARROLLWOOD	22	4,226	550	11%	4,798
REGIONAL MEDICAL CENTER BAYONET POINT	2	4,447	347	7%	4,796
MEDICAL CENTER OF TRINITY CLINICAL LABORATORY		4,122	560	12%	4,682
NEMOURS CHILDRENS HOSPITAL		4,531	137	3%	4,668
PLANTATION GENERAL HOSPITAL		3,712	916	20%	4,628
AVECINA MEDICAL JULINGTON	5	4,045	558	12%	4,608
CLEVELAND CLINIC MARTIN SOUTH HOSPITAL		4,217	385	8%	4,602
NORTHSIDE HOSPITAL AND HEART INSTITUTE		3,959	508	11%	4,467
MEMORIAL HOSPITAL WEST LABORATORY SERVICES	13	3,949	441	10%	4,403
ACCESS MEDICAL LABORATORIES		2,859	1,542	35%	4,401
LAKE CITY MEDICAL CENTER		3,418	971	22%	4,389
BAYFRONT MEDICAL CENTER	13	3,320	1,002	23%	4,335
ALL CHILDREN'S HOSPITAL LAB		4,015	216	5%	4,231
NIGHT LITE PEDIATRICS	4	3,166	1,042	25%	4,212
MOFFITT CANCER CENTER	6	4,096	74	2%	4,176
DR. P. PHILLIPS HOSPITAL		3,981	166	4%	4,147
CLEVELAND CLINIC TRADITION HOSPITAL		3,827	287	7%	4,114
OCALA REGIONAL MEDICAL CENTER		3,592	500	12%	4,092
FULGENT DIAGNOSTICS	91	3,742	245	6%	4,078
BAPTIST MEDICAL CENTER - BEACHES		3,804	252	6%	4,056
NIGHT LITE PEDIATRICS URGENT CARE	1	3,569	408	10%	3,978
CENTRAL FLORIDA REGIONAL HOSPITAL		3,514	456	11%	3,970
VISTA CLINICAL	2	1,974	1,962	50%	3,938
CARDIOTROPIC LABS	83	3,114	724	18%	3,921
HEALTHQUEST ESOTERICS		2,744	1,047	28%	3,791
LEON MEDICAL CENTERS LLC		3,122	661	17%	3,783
MORTON PLANT-MEASE	1	3,489	270	7%	3,760
GULF COAST MEDICAL CENTER LAB		2,983	756	20%	3,739
HOLY CROSS HOSPITAL CLINICAL LAB	1	3,633	100	3%	3,734
ST JOSEPHS NORTH HOSPITAL LAB		3,273	383	10%	3,656

COVID-19: testing by laboratory

Data through Oct 7, 2020 verified as of Oct 8, 2020 at 09:25 AM

Data in this report are provisional and subject to change.

The numbers in the table below represent the number of Florida and non-Florida residents for whom test results were received by the Department of Health. A person can be tested by more than one laboratory and can have both positive and negative results. **Therefore, the sum of the numbers in each column will be larger than the total number of people tested.**

Reporting lab	Inconclusive	Negative	Positive	Percent positive	Total
IMPERIAL POINT MEDICAL CENTER		3,304	301	8%	3,605
NONA SCIENTIFIC	3	3,035	567	16%	3,605
LAKEWOOD RANCH MEDICAL CENTER		3,294	278	8%	3,572
SOUTH LAKE HOSPITAL		3,367	170	5%	3,537
UNITED CLINICAL LABORATORY LLC	2	2,659	782	23%	3,443
NEW YORK STATE ELR - SUNRISE MEDICAL LABORATORIES		3,364	79	2%	3,443
ST LUCIE MEDICAL CENTER		2,762	638	19%	3,400
POINCIANA MEDICAL CENTER		2,548	820	24%	3,368
WEST MARION COMMUNITY HOSPITAL LAB		2,945	420	12%	3,365
FLORIDA HOSPITAL FISH MEMORIAL	18	2,917	404	12%	3,339
SOUTH FLORIDA BAPTIST HOSPITAL MICRO	1	2,875	455	14%	3,331
BAPTIST MEDICAL CENTER - NASSAU		3,089	150	5%	3,239
ANNE BATES LEACH EYE HOSPITAL/ ABLEH MICROBIOLOGY LABORATORY		3,160	62	2%	3,222
SOUTH SEMINOLE HOSPITAL LABORATORY		3,062	112	4%	3,174
WEST PALM HOSPITAL LAB		2,669	367	12%	3,036
PHYSICIANS REGIONAL MEDICAL CENTER - PINE RIDGE RD		2,465	522	17%	2,987
FLORIDA HOSPITAL NORTH PINELLAS	11	2,744	199	7%	2,954
AVERO DIAGNOSTICS - IRVING		2,782	168	6%	2,950
WALGREENS OAKLAND PARK	5	2,669	273	9%	2,947
WESTCHESTER HOSPITAL	23	2,402	455	16%	2,880
UNIVERSITY HOSPITAL AND MEDICAL CENTER		2,182	669	23%	2,851
HIALEAH HOSPITAL	4	2,246	552	20%	2,802
QUEST DIAGNOSTICS - ATLANTA	4	2,466	319	11%	2,789
GENE BY GENE, GENOMICS RESEARCH CENTER LAB	34	2,655	73	3%	2,762
CLEVELAND CLINIC MARTIN NORTH HOSPITAL		2,398	277	10%	2,675
MEMORIAL HOSPITAL MICRO		2,430	240	9%	2,670
MEDCOMP SCIENCES LLC	29	1,298	1,236	48%	2,563
HOLIDAY CVS LLC		2,481	80	3%	2,561
STS LAB 2 LLC	1	2,510	9	0%	2,520
ST PETERSBURG GENERAL HOSPITAL		1,992	513	20%	2,505
LABSTAT LLC	1	2,460	30	1%	2,491
FORT WALTON BEACH MEDICAL CENTER		2,118	351	14%	2,469
ADVENTHEALTH OCALA LABORATORY		2,052	380	16%	2,432
BAPTIST NORTH EMERGENCY CENTER		1,871	545	23%	2,416
WALGREEN CO	2	2,114	280	12%	2,396
MEMORIAL HOSPITAL- MIRAMAR	11	2,169	181	8%	2,361
MEASE DUNEDIN HOSPITAL	4	2,118	206	9%	2,328
RAULERSON HOSPITAL		1,903	374	16%	2,277
QUEST DIAGNOSTICS LENEXA	19	2,034	206	9%	2,259
OVIEDO MEDICAL CENTER		1,917	320	14%	2,237
DOCTORS HOSPITAL OF SARASOTA CLINICAL LABORATORY		1,964	214	10%	2,178
CITRUS MEMORIAL HOSPITAL LABORATORY		1,963	192	9%	2,155
UNKNOWN	2	1,617	426	21%	2,045
PUTNAM COMMUNITY MEDICAL CENTER		1,736	258	13%	1,994
PALMS OF PASADENA HOSPITAL		1,734	247	12%	1,981
ARCPOINT LABS - FORT MYERS	2	1,764	191	10%	1,957
MEMORIAL HOSPITAL PEMBROKE	3	1,700	219	11%	1,922

COVID-19: testing by laboratory

Data through Oct 7, 2020 verified as of Oct 8, 2020 at 09:25 AM

Data in this report are provisional and subject to change.

The numbers in the table below represent the number of Florida and non-Florida residents for whom test results were received by the Department of Health. A person can be tested by more than one laboratory and can have both positive and negative results. **Therefore, the sum of the numbers in each column will be larger than the total number of people tested.**

Reporting lab	Inconclusive	Negative	Positive	Percent positive	Total
LEE HEALTH COCONUT POINT CLINICAL LAB	2	1,554	364	19%	1,920
BETHESDA HOSPITAL WEST		1,738	167	9%	1,905
P4 CLINICAL, LLC	28	1,658	198	11%	1,884
SOUTH BAY HOSPITAL MICRO		1,595	282	15%	1,877
GENOVA DIAGNOSTICS LABORATORY	5	1,784	88	5%	1,877
TWIN CITIES HOSPITAL	1	1,658	168	9%	1,827
WATSON CLINIC LLP MAIN		1,334	478	26%	1,812
LOWER KEYS MEDICAL CENTER		1,595	157	9%	1,752
BARTOW REGIONAL MEDICAL CENTER	1	1,479	231	14%	1,711
FLORIDA LABORATORY ANALYSIS		1,432	273	16%	1,705
DOC SMILEY'S URGENT CARE		1,516	135	8%	1,651
SYNERGY LABORATORIES	7	1,469	160	10%	1,636
PHYSICIANS REGIONAL MEDICAL CENTER - COLLIER BLVD	1	1,271	358	22%	1,630
CLARITY LAB SOLUTIONS		1,456	161	10%	1,617
LAKESIDE MEDICAL CENTER		1,218	398	25%	1,616
OPTEO LABORATORY		1,506	31	2%	1,537
UNIVERSITY OF MIAMI HOSPITAL & CLINICS	2	1,453	72	5%	1,527
BMCT Molecular Diagnostics Subsection		1,269	255	17%	1,524
SACRED HEART-EMERALD COAST		1,259	210	14%	1,469
QUEST DIAGNOSTICS WOOD DALE	3	1,363	101	7%	1,467
MIDWAY SPECIALTY CARE CENTER DIAGNOSTICS	20	1,333	91	6%	1,444
WALGREENS ORLANDO		1,276	154	11%	1,430
QUEST DIAGNOSTICS - MIRAMAR	6	373	1,036	73%	1,415
HIGHLANDS REGIONAL MEDICAL CENTER		1,165	239	17%	1,404
AVENTUS BIOLABS	1	843	546	39%	1,390
GULF BREEZE HOSPITAL LAB	2	1,201	159	12%	1,362
AMELIA URGENT CARE		944	408	30%	1,352
PATIENTS CHOICE LABORATORIES		805	537	40%	1,342
ST VINCENT'S MEDICAL CENTER - SOUTHSIDE		1,308	28	2%	1,336
VIKOR SCIENTIFIC	2	817	483	37%	1,302
UHEALTH DEERFIELD BEACH/UMSYLVESTER DEERFIELD BEACH LABORATORY	3	1,212	45	4%	1,260
MINUTECLINIC LLC #3703		1,133	126	10%	1,259
MARINERS HOSPITAL		1,150	108	9%	1,258
ACUTIS DIAGNOSTICS	14	1,093	138	11%	1,245
LABCORP	1	776	460	37%	1,237
CLINICORE		1,124	91	7%	1,215
BAPTIST EMERGENCY CENTER OAKLEAF		985	194	16%	1,179
LABCORP RTP	3	387	757	66%	1,147
SELECT LABORATORIES MARION COUNTY, LLC.	2	1,043	100	9%	1,145
BAPTIST HEALTH EMERGENCY CENTER COUNTRY WALK	1	928	175	16%	1,104
ENGLEWOOD COMMUNITY HOSPITAL		1,018	84	8%	1,102
FLOWERS HOSPITAL		991	105	10%	1,096
BAPTIST EMERGENCY CENTER CLAY		965	128	12%	1,093
CENTRA CARE - WATERFORD LAKES		854	235	22%	1,089
ATLANTIS URGENT CARE	1	661	416	39%	1,078
DESOTO MEMORIAL HOSPITAL CLINICAL LABORATORY	3	911	164	15%	1,078
ORLANDO VA MEDICAL CENTER		859	218	20%	1,077

COVID-19: testing by laboratory

Data through Oct 7, 2020 verified as of Oct 8, 2020 at 09:25 AM

Data in this report are provisional and subject to change.

The numbers in the table below represent the number of Florida and non-Florida residents for whom test results were received by the Department of Health. A person can be tested by more than one laboratory and can have both positive and negative results. **Therefore, the sum of the numbers in each column will be larger than the total number of people tested.**

Reporting lab	Inconclusive	Negative	Positive	Percent positive	Total
INDIAN RIVER PATHOLOGY LLC		956	77	7%	1,033
AVECINA MEDICAL		738	261	26%	999
LMHS		902	83	8%	985
TALLAHASSEE PRIMARY CARE ASSOCIATES		900	81	8%	981
URGENT CARE CURE	1	858	86	9%	945
PHYSICIANS STAT LAB		210	716	77%	926
MEDICAL DNA LABS LLC	2	877	41	4%	920
PATHNOSTICS		84	821	91%	905
ASSURANCE SCIENTIFIC LABORATORIES	1	722	173	19%	896
ADVANCE MEDICAL OF NAPLES		152	743	83%	895
TAMPA COMMUNITY HOSPITAL		697	192	22%	889
JACKSON HOSPITAL CLINICAL LABORATORY		770	115	13%	885
NEW YORK STATE ELR - NORTH SHORE LONG ISLAND JEWISH HEALTH		814	34	4%	848
ASSOCIATED PATHOLOGISTS, LLC	3	686	141	17%	830
EGLIN AIRFORCE BASE LAB		510	320	39%	830
MINUTECLINIC		739	80	10%	819
FLORIDA HOSPITAL ORLANDO		742	74	9%	816
SANTA ROSA MEDICAL CENTER		567	243	30%	810
CAPSTONE HEALTHCARE		535	271	34%	806
LAB24 INC	3	173	626	78%	802
ST VINCENTS CLAY COUNTY		775	26	3%	801
BAYFRONT HEALTH SEVEN RIVERS		776	12	2%	788
NXGEN MDX LLC	3	716	69	9%	788
BARDMOOR LABORATORY	1	675	96	12%	772
NEW YORK STATE ELR - NYU HOSPITALS CENTER CLINICAL LABORATORIES		718	16	2%	734
DYNIX DIAGNOSTICS	2	504	202	29%	708
MARTIN MEMORIAL LABORATORY AT ST LUCIE WEST		639	65	9%	704
VAMC ORLANDO		304	385	56%	689
THE CENTER FOR URGENT CARE		506	181	26%	687
NCH NORTHEAST	5	460	207	31%	672
QUEST	5	176	480	73%	661
TOM LEE COMMUNITY HEALTH CENTER		389	266	41%	655
NONE		283	372	57%	655
NORTH FLORIDA PEDIATRICS-TALLAHASSEE		592	46	7%	638
STEWART REFERENCE LABORATORY		402	233	37%	635
HISTOPATHOLOGY SERVICES, LLC		555	77	12%	632
LEE MEMORIAL HOSPITAL LAB			616	100%	616
CENTRA CARE SAINT CLOUD		551	61	10%	612
SCIONLAB SERVICES LLC	1	588	19	3%	608
MINUTECLINIC LLC		538	64	11%	602
ARCPOINT LABS OF TAMPA		488	113	19%	601
PHAROS HEALTH		457	142	24%	599
PATIENTS FIRST - MAHAN DRIVE		164	433	73%	597
SUNRISE MEDICAL LABORATORIES	2	405	187	31%	594
MEMORIAL HOSPITAL WEST	1	561	27	5%	589
CENTRA CARE		373	213	36%	586
NCH HEALTHCARE SYSTEM MICROBIOLOGY LAB		1	576	100%	577

COVID-19: testing by laboratory

Data through Oct 7, 2020 verified as of Oct 8, 2020 at 09:25 AM

Data in this report are provisional and subject to change.

The numbers in the table below represent the number of Florida and non-Florida residents for whom test results were received by the Department of Health. A person can be tested by more than one laboratory and can have both positive and negative results. **Therefore, the sum of the numbers in each column will be larger than the total number of people tested.**

Reporting lab	Inconclusive	Negative	Positive	Percent positive	Total
CARDIOPATH	1	507	68	12%	576
HOLIDAY CVS LLC DBA CVSPHARMACY #5155		540	15	3%	555
MAVERICK LABS		398	156	28%	554
NEW YORK STATE ELR - LENCO MEDICAL LABORATORY		534	17	3%	551
ADVENT HEALTH CENTRA CARE: WATERFORD LAKES		464	83	15%	547
QUEST DIAGNOSTICS - IRVING	10	353	178	33%	541
EMERGENCY PHYSICIANS MEDICAL CENTER		2	538	100%	540
HOLY CROSS HOSPITAL LABORATORY			522	100%	522
AMELIA EXPRESS CARE		364	153	30%	517
UAB HIGHLANDS LABORATORY		510	4	1%	514
EXPRESS GENE MOLECULAR DIAGNOSTIC LABORATORY		2	510	100%	512
CLINICAL REFERENCE LABORATORY		493	16	3%	509
LAB CORP	1	234	272	54%	507
MEDARBOR DIAGNOSTICS	1	2	499	99%	502
SOUTHEAST ALABAMA MEDICAL CENT		451	44	9%	495
PREMIER MEDICAL LABORATORY SERVICES		291	198	40%	489
BAPTIST MEDICAL PLAZA AT WEST KENDALL		404	85	17%	489
ADVENT HEALTH CENTRA CARE		224	260	54%	484
NEW YORK STATE ELR - DEPARTMENT OF CLINICAL LABS		478	5	1%	483
LABTECH DIAGNOSTIC		279	198	42%	477
EPN URGENT CARE NAPLES		417	37	8%	454
ECCOLAB GROUP	1	109	343	76%	453
PANCARE OF FLORIDA, INC			445	100%	445
NCF DIAGNOSTICS & DNA TECHNOLOGIES	11	143	283	65%	437
COASTAL MED URGENT CARE		103	334	76%	437
POINT OF CARE TESTING SITE		407	14	3%	421
KD MEDICAL CHOICE LLC		419	1	0%	420
ORLANDO VETERANS AFFAIRS MEDICAL CENTER		112	308	73%	420
BAPTIST MEDICAL PLAZA AT COUNTRY WALK		339	71	17%	410
JAY HOSPITAL CLINICAL LABORATORY		312	98	24%	410
NITE LITE PEDIATRICS		188	221	54%	409
TEMPUS CLINICAL LABORATORY	1	372	27	7%	400
CLARITY LABS		335	62	16%	397
QUEST DIAGNOSTICS NICHOLS INSTITUTE	5	374	17	4%	396
MICROGEN DX		132	257	66%	389
GESSLER CLINIC		99	285	74%	384
COASTAL LABORATORIES		312	70	18%	382
MEMORIAL PEMBROKE 24/7 CARE CENTER		285	94	25%	379
BAPTIST MD ANDERSON CANCER CENTER		376	3	1%	379
DAVITA LABS		338	35	9%	373
FLORIDA MEDICAL CLINIC		254	104	29%	358
NEW YORK STATE ELR - MOUNT SINAI LABORATORY		343	15	4%	358
SHORELINE PHYSICIAN GROUP		236	120	34%	356
TENNESSEE DOH - NASHVILLE	2	315	37	10%	354
ACCESS MEDICAL LABS		197	157	44%	354
INFORM DIAGNOSTICS		349	4	1%	353
LABCORP TAMPA	1	53	297	85%	351

COVID-19: testing by laboratory

Data through Oct 7, 2020 verified as of Oct 8, 2020 at 09:25 AM

Data in this report are provisional and subject to change.

The numbers in the table below represent the number of Florida and non-Florida residents for whom test results were received by the Department of Health. A person can be tested by more than one laboratory and can have both positive and negative results. **Therefore, the sum of the numbers in each column will be larger than the total number of people tested.**

Reporting lab	Inconclusive	Negative	Positive	Percent positive	Total
FLAGLER HOSPITAL	6	20	319	92%	345
BAYA URGENT CARE		3	341	99%	344
BAPTIST MEDICAL PLAZA AT WESTCHESTER		283	60	17%	343
VENICE REGIONAL MEDICAL CENTER		299	44	13%	343
GULF COAST MOLECULAR LABORATORIES	10	270	62	18%	342
HENDRY REGIONAL MEDICAL CENTER		103	239	70%	342
ANGEL KIDS PEDIATRICS		302	32	10%	334
HEALTHLINK DIAGNOSTIC LABORATORIES		205	123	38%	328
SELECT REFERENCE LABORATORIES, LLC	1	314	11	3%	326
MOLECULAR INFECTIOUS DISEASES		319	6	2%	325
VETERANS AFFAIRS MEDICAL CENTER LAB		13	310	96%	323
PENSACOLA PEDIATRICS		271	52	16%	323
MINI ER ADULT AND PEDIATRIC URGENT CARE		263	57	18%	320
ISPM LABS, LLC DBA CAPSTONE DIAGNOSTICS, LLC		318			318
THERADOC		152	162	52%	314
SANTA ROSA MEDICAL CENTER CLINICAL LAB		278	35	11%	313
AMERICAN FAMILY CARE PACE		226	83	27%	309
GENUS3		293	15	5%	308
HOLMES REGIONAL MEDICAL CENTER		4	304	99%	308
NEW YORK STATE ELR - NEW YORK HOSPITAL LABORATORIES	1	292	9	3%	302
CORE DIAGNOSTIC LABORATORIES LLC		220	75	25%	295
NEW PLANT CITY FAMILY CARE	1	149	142	49%	292
NEW YORK STATE ELR - ENZO CLINICAL LABS INC	1	283	3	1%	287
HOLIDAY CVS LLC DBA CVS PHARMACY #5154		282	5	2%	287
SMA SPECIALITY MEDICAL LAB		67	220	77%	287
NEW YORK STATE ELR - NEW YORK PRESBYTERIAN HOSPITAL CUMC CLINICAL		272	13	5%	285
VERITOR		257	27	10%	284
VENICE REGIONAL MEDICAL LAB SERVICES		222	57	20%	279
SANFORD REFERENCE LAB		265	11	4%	276
EUROFINS NTD, LLC		241	30	11%	271
BAPTIST MEDICAL PLAZA AT MIAMI LAKES		213	58	21%	271
ADVENT HEALTH -TAMPA		100	169	63%	269
ST CLOUD REGIONAL MEDICAL CENTER		160	108	40%	268
AUBURN UNIVERSITY MEDICAL CLINIC		207	60	22%	267
FLO-MEDILAB SERVICES		81	184	69%	265
LABSTAT		101	163	62%	264
MY CLINICAL LAB		192	72	27%	264
GENESIS MEDICAL LABORATORY MIAMI FL.		80	181	69%	261
FLORIDA WOMAN CARE LABORATORY LLC		232	26	10%	258
BAPTIST MEDICAL PLAZA AT DORAL URGENT CARE CENTER		191	64	25%	255
MINUTECLINIC, LLC DBA MINUTECLINIC #4717		251	4	2%	255
SEBASTIAN RIVER MEDICAL CENTER		186	62	25%	248
ARCPOINT LABS OF WEST PALM BEACH		2	243	99%	245
BAYFRONT HEALTH PORT CHARLOTTE CLINICAL LAB		225	20	8%	245
ADVENTHEALTH LAB		2	239	99%	241
PLANTATION BAY REHABILITATION CENTER		233	5	2%	238
JAMES A. HALEY VETERANS MICRO LAB			236	100%	236

COVID-19: testing by laboratory

Data through Oct 7, 2020 verified as of Oct 8, 2020 at 09:25 AM

Data in this report are provisional and subject to change.

The numbers in the table below represent the number of Florida and non-Florida residents for whom test results were received by the Department of Health. A person can be tested by more than one laboratory and can have both positive and negative results. **Therefore, the sum of the numbers in each column will be larger than the total number of people tested.**

Reporting lab	Inconclusive	Negative	Positive	Percent positive	Total
SACRED HEART HOSPITAL ON THE GULF		168	67	29%	235
MIDWAY SPECIALTY CARE CENTER	1	144	90	38%	235
MACDILL AFB 6TH MEDICAL GROUP		225	7	3%	232
LIFE CARE CENTER OF ORANGE PARK		231			231
ASCEND CLINICAL		227	4	2%	231
INTERLACHEN PEDIATRICS		224	5	2%	229
BIOCERNA LLC	8	162	55	24%	225
PRUITT HEALTH-SANTA ROSA		224	1	0%	225
QUALITOX LABORATORIES		96	128	57%	224
BAY PINES VAMC CLINICAL LABORATORY		6	216	97%	222
MEDSCAN LABORATORY INC		135	87	39%	222
UR MEDICINE LABS- CENTRAL LABORATORY		215	6	3%	221
UAB UNIVERSITY OF ALABAMA HOSPITAL LAB		212	8	4%	220
SANTA ROSA CENTER FOR REHABILITATION AND HEALING		217	2	1%	219
US BIOTEK LABORATORIES	1	119	98	45%	218
BOCA BIOLISTICS REFERENCE LABORATORY	2	145	70	32%	217
FLORIDA HOSPITAL WAUCHULA		131	85	39%	216
LEHIGH VALLEY GENOMICS			212	100%	212
NORTH OKALOOSA MEDICAL CENTER		138	74	35%	212
NCH HEALTHCARE BONITA		148	64	30%	212
BALDWIN PEDIATRICS	1	198	11	5%	210
GOOD SAMARITAN		210			210
AMERICA FAMILY CARE		185	25	12%	210
C.W. BILL YOUNG VA MEDICAL CENTER		5	204	98%	209
MID-FLORIDA PATHOLOGY		161	48	23%	209
BIOCEPT		198	11	5%	209
MARTIN MEMORIAL MEDICAL CENTER LAB		101	108	52%	209
SPECIALTY HEALTH AND REHABILITATION CENTER		179	23	11%	202
VAMC WEST PALM LAB		5	196	98%	201
BAYFRONT HEALTH BROOKSVILLE		59	141	71%	200
HEALTHLINK DIAGNOSTIC LABORATORIES INC		171	27	14%	198
DOCTOR'S MEMORIAL HOSPITAL		112	84	43%	196
BAPTIST MEDICAL PLAZA AT TAMiami TRAIL		137	58	30%	195
ELLENTON URGENT CARE		55	140	72%	195
VAMC GAINESVILLE		2	191	99%	193
AURORA DIAGNOSTICS BERNHARDT LABORATORIES PATHOLOGY SERVICE		165	28	15%	193
PATHGROUP LABS LLC		90	101	53%	191
FLORIDA HOSPITAL HEARTLAND MED CTR LAKE PLACID		141	49	26%	190
LIFE CARE CENTER OF PENSACOLA		188	2	1%	190
DYNIX DIAGNOSTIX		180	10	5%	190
SOLARIS HEALTHCARE PARKWAY	1	186	1	1%	188
SPARROW HEALTHCARE	2	43	143	76%	188
RUSKIN HEALTH CENTER		110	77	41%	187
NAVAL HOSPITAL - JACKSONVILLE		34	152	82%	186
COMMUNITY HEALTH NORTHWEST FLORIDA	3	145	35	19%	183
UNIVERSITY OF ALABAMA		179	4	2%	183
ST JUDE CHILDREN'S RESEARCH HOSPITAL		171	11	6%	182

COVID-19: testing by laboratory

Data through Oct 7, 2020 verified as of Oct 8, 2020 at 09:25 AM

Data in this report are provisional and subject to change.

The numbers in the table below represent the number of Florida and non-Florida residents for whom test results were received by the Department of Health. A person can be tested by more than one laboratory and can have both positive and negative results. **Therefore, the sum of the numbers in each column will be larger than the total number of people tested.**

Reporting lab	Inconclusive	Negative	Positive	Percent positive	Total
FAST TRACK URGENT CARE CENTER - CARROLLWOOD			182	100%	182
FAST TRACK URGENT CARE CENTER		1	179	99%	180
BAYSHORE DIAGNOSTICS		160	20	11%	180
GARCIA CLINICAL LABORATORY		1	177	99%	178
BAYCARE HEALTH SYSTEM		2	176	99%	178
ASAP LAB LLC		95	78	45%	173
ADVENT HEALTH CARE CENTER CELEBRATION		164	7	4%	171
BUREAU OF CLINICAL LABORATORIES		140	31	18%	171
MACDILL AFB HOSPITAL		151	19	11%	170
NEO GENOMICS - FORT MYERS	1	162	4	2%	167
LEHIGH REGIONAL MEDICAL CENTER LAB		144	20	12%	164
BAPTIST HEALTH URGENT CARE AT PINECREST		141	23	14%	164
AVELLINO LAB USA, INC	1	158	4	2%	163
LIFEBRITE	1	53	109	67%	163
Community_Health		146	15	9%	161
BAPTIST HEALTH URGENT CARE AT UNIVERSITY CENTRE		141	18	11%	159
BAPTIST HEALTH SOUTH FLORIDA		4	155	97%	159
WUESTHOFF REF LABORATORY			158	100%	158
TYNDALL AFB		139	17	11%	156
BAPTIST MEDICAL PLAZA AT CORAL GABLES URGENT CARE		134	21	14%	155
BAYFRONT HEALTH PUNTA GORDA CLINICAL LABORATORY		147	7	5%	154
GENESIS LABORATORY MANAGEMENT	1	101	52	34%	154
AMERICAN FAMILY CARE		68	84	55%	152
FISHERMENS HOSPITAL CLINICAL LAB		146	5	3%	151
HEALTH FIRST-HOLMES REGIONAL		1	147	99%	148
BAPTIST MEDICAL PLAZA AT PALMETTO BAY		117	30	20%	147
ADVENT HEALTH CENTRA CARE PALM COAST		7	140	95%	147
ROSEN MEDICAL CENTER		134	13	9%	147
BAY MEDICAL CENTER SACRED HEART HEALTH SYSTEM		81	65	45%	146
FULGENT GENETICS	2	111	31	22%	144
FLORIDA CLINICAL LABORATORY-BIOREFERENCE LABORATORIES		50	92	65%	142
BAPTIST MEDICAL PLAZA AT PEMBROKE PINES		120	22	15%	142
USAFSAM/PHE		59	83	58%	142
NORTHWEST FLORIDA COMMUNITY HOSPITAL	1	6	134	95%	141
ADVENTHEALTH CENTRA CARE WESLEY CHAPEL			141	100%	141
WILLISTON CARE CENTER		138			138
BAPTIST MEDICAL PLAZA AT DAVIE URGENT CARE CENTER		111	27	20%	138
PROTEUS MOLECULAR AND CLINICAL LAB	1	117	20	14%	138
PARAMOUNT URGENT CARE - WINDERMERE		123	13	10%	136
ENGLEWOOD HEALTHCARE AND REHABILITATION CENTER		135			135
IRL MARKET LAB ALACHUA		104	31	23%	135
BAPTIST MEDICAL PLAZA AT BRICKELL		112	22	16%	134
SOLARIS DIAGNOSTICS		13	120	90%	133
PORT ST LUCIE REHABILITATION AND HEALTHCARE		98	35	26%	133
AMERICAN PATHOLOGY PARTNERS		132	1	1%	133
SYNERGY DIAGNOSTIC LABORATORY		122	10	8%	132
VAMC BAY PINES		1	131	99%	132

COVID-19: testing by laboratory

Data through Oct 7, 2020 verified as of Oct 8, 2020 at 09:25 AM

Data in this report are provisional and subject to change.

The numbers in the table below represent the number of Florida and non-Florida residents for whom test results were received by the Department of Health. A person can be tested by more than one laboratory and can have both positive and negative results. **Therefore, the sum of the numbers in each column will be larger than the total number of people tested.**

Reporting lab	Inconclusive	Negative	Positive	Percent positive	Total
NEW YORK STATE ELR - EMPIRECITY LABORATORIES		119	13	10%	132
INTEGRATED REGIONAL LABORATORIES		119	12	9%	131
MEMPHIS PATHOLOGY LABORATORY	1	124	5	4%	130
KEYSTONE REHAB		129			129
ADVENTHEALTH CENTRA CARE OVIEDO		62	67	52%	129
BMHSI-AEL MICROBIOLOGY LABORATORY	2	102	25	19%	129
ADVENTHEALTH CENTRA CARE ALTAMONTE SPRINGS		77	51	40%	128
LIFE CARE CENTER OF OCALA		128			128
STAGEZERO LIFE SCIENCES INC		117	11	9%	128
POINT OF CARE		59	68	54%	127
BLOCK, NATION, CHASE, AND SMOLEN FAMILY MEDICINE		102	25	20%	127
MANOR AT BLUEWATER BAY		126			126
CHIPOLA HEALTH AND REHAB		125			125
Quest Diag Unspecifd		84	40	32%	124
EMERALD SHORES HEALTH & REHABILITATION		87	36	29%	123
NAPLES URGENT CARE		104	19	15%	123
PALM BEACH COUNTY HEALTH DEPT LAB	1	119	2	2%	122
LIFE CARE CENTER OF ALTAMONTE SPRINGS		102	20	16%	122
EMERALD COAST URGENT CARE, LLC		72	50	41%	122
EMERALD COAST URGENT CARE		90	31	26%	121
PARKVIEW HEALTH		121			121
TIDE LABORATORIES		106	15	12%	121
CONSULATE HEALTHCARE OF KISSIMMEE		120	1	1%	121
USA HEALTH UNIVERSITY HOSPITAL CLINICAL LABORATORY		118	2	2%	120
VAMC LAKE CITY		52	68	57%	120
CENTRACARE		17	103	86%	120
REFUAH HEALTH CENTER LABORATORY		116	3	3%	119
DEPARTMENT OF VETERANS AFFAIRS JAMES A. HALEY VETERANS HOSPITAL			118	100%	118
BAPTIST HEALTH URGENT CARE AT KENDALL LAKES		95	23	19%	118
THE MANOR AT CARPENTERS		110	8	7%	118
BAYFRONT		75	43	36%	118
ADVENTHEALTH CENTRA CARE		6	110	95%	116
FAWCETT MEMORIAL HOSPITAL-LAB		39	75	66%	114
HOSPITAL FOR SPECIAL SURGERY		111	1	1%	112
WALGREENS COVID-19 TESTING		102	10	9%	112
MILLENNIUM LAB SERVICES			112	100%	112
ALLIED HEALTH FORT PIERCE		112			112
QDX PATHOLOGY SERVICES		53	58	52%	111
MEDICAL DIAGNOSTICS LABORATORIES,INC		18	93	84%	111
ADVENTHEALTH CENTRA CARE LAKE MARY		50	61	55%	111
LEON MEDICAL CENTER		7	104	94%	111
CVS PHARMACY NO 7881		108	2	2%	110
MINI ER AND URGENT CARE		62	45	42%	107
NIGHT LITE PEDIATRICS WINTER GARDEN		88	18	17%	106
GENETWORKX		15	91	86%	106
UNKNOWN - BAD FACILITY CODE		34	72	68%	106
LABORATORY SPECIALISTS OF MICHIGAN		19	87	82%	106

COVID-19: testing by laboratory

Data through Oct 7, 2020 verified as of Oct 8, 2020 at 09:25 AM

Data in this report are provisional and subject to change.

The numbers in the table below represent the number of Florida and non-Florida residents for whom test results were received by the Department of Health. A person can be tested by more than one laboratory and can have both positive and negative results. **Therefore, the sum of the numbers in each column will be larger than the total number of people tested.**

Reporting lab	Inconclusive	Negative	Positive	Percent positive	Total
MACDILL AIR FORCE BASE		91	14	13%	105
ACCU REFERENCE MEDICAL LAB			103	100%	103
PARAMOUNT URGENT CARE - ORLANDO		78	24	24%	102
MIAMI VA HEALTHCARE SYSTEM			101	100%	101
ST. JAMES BAY HEALTH AND REHABILITATION CENTER		101			101
GENE BY GENE		37	62	63%	99
ROSEWOOD HEALTHCARE & REHABILITATION CENTER		98	1	1%	99
FHMG-FLORIDA HOSPITAL MEDICAL GROUP		83	14	14%	97
BIOREFERENCE LABORATORIES	1	43	53	55%	97
HEALTH CENTERS AT BRENTWOOD		96	1	1%	97
TIMBERRIDGE NURSING HOME & REHAB		77	20	21%	97
MALABAR/ADVENT CENTRA CARE			96	100%	96
ADVENT HEALTH CENTRA CARE LONGWOOD		15	81	84%	96
CAYUGA MEDICAL CENTER AT ITHACA		93	3	3%	96
SIPARADIGM, DIAGNOSTIC INFORMATICS		93	2	2%	95
UNIVERSITY MEDICAL CENTER SUITES		84	11	12%	95
FLORIDA COMMUNITY HEALTH CENTERS INC			94	100%	94
DIAGNOSTIC SOLUTIONS		3	91	97%	94
ORLANDO HEALTH EMERGENCY DEPARTMENT		87	6	6%	93
LONGWOOD HEALTH AND REHABILITATION CENTER		88	3	3%	91
SUNCOAST PATHOLOGY ASSOCIATES		84	6	7%	90
BAY VIEW HEALTHCARE		71	19	21%	90
PPC-LAB EDI ORCHARD BI		84	5	6%	89
TREE HOUSE PEDIATRICS		70	18	20%	88
CENTRAL FLORIDA HEALTH CARE		46	42	48%	88
ALLSOUTH URGENT CARE			88	100%	88
BAY BREEZE SENIOR LIVING AND REHABILITATION CENTER		87			87
HEART OF FLORIDA REGIONAL MED CTR		29	58	67%	87
AVERO DIAGNOSTICS		63	24	28%	87
PACIFIC ANALYTICS			86	100%	86
AMERICAN RESEARCH LABS		4	82	95%	86
MEDFAST URGENT CARE			86	100%	86
GATEWAY/ADVENT CENTRA CARE		1	84	99%	85
BAPTIST HEALTH URGENT CARE AT WESTON		77	8	9%	85
ST ANDREWS SKILLED NURSING & REHAB		85			85
ADVENTHEALTH CENTRA CARE CARROLLWOOD		1	84	99%	85
BOND CLINIC		32	52	62%	84
NORTH FLORIDA PEDIATRICS-LAKE CITY		6	75	93%	81
TITUSVILLE/ADVENT CENTRA CARE			81	100%	81
VAVA PARTNERS LLC		10	71	88%	81
MORTON PLANT HOSPITAL			81	100%	81
ELLENTON PEDIATRICS		75	5	6%	80
CENTRA CARE - SOUTH ORANGE		30	50	63%	80
PARAMOUNT URGENT CARE - OVIEDO		51	28	35%	79
BAYFRONT HEALTH PORT CHARLOTTE		22	57	72%	79
VAMC			79	100%	79
PALM BAY HOSPITAL		2	77	97%	79

COVID-19: testing by laboratory

Data through Oct 7, 2020 verified as of Oct 8, 2020 at 09:25 AM

Data in this report are provisional and subject to change.

The numbers in the table below represent the number of Florida and non-Florida residents for whom test results were received by the Department of Health. A person can be tested by more than one laboratory and can have both positive and negative results. **Therefore, the sum of the numbers in each column will be larger than the total number of people tested.**

Reporting lab	Inconclusive	Negative	Positive	Percent positive	Total
BAPTIST HEALTH URGENT CARE MIAMI BEACH		66	13	16%	79
JW PLASTIC SURGERY		66	13	16%	79
REHABILITATION CENTER AT PARK PLACE		78			78
BAYFRONT HEALTH ER PINELLAS PARK		45	33	42%	78
FAST TRACK URGENT CARE CENTER - RIVERVIEW			77	100%	77
TRADITION MEDICAL CENTER LABORATORY		47	29	38%	76
MINUTECLINIC DIAGNOSTIC OF RHODE ISLAND, LLC #729		73	3	4%	76
DYNAMIC MEDICAL USA			76	100%	76
LABORATORY CORP OF AMERICA	2	29	45	59%	76
ADVENTHEALTH CENTRA CARE SANFORD		26	50	66%	76
UNITED CLINICAL LABORATORIES		75	1	1%	76
PROVIDENCE HOSPITAL LABORATORY		71	4	5%	75
DEVANSH LAB WERKS INC		64	11	15%	75
NAVY HOSPITAL			75	100%	75
NITE LITE PEDIATRICS - JACKSONVILLE		75			75
PHYSICIANS REGIONAL WALK-IN		64	11	15%	75
UNIVERSITY OF WEST FLORIDA STUDENT HEALTH SERVICES		43	32	43%	75
NOAH CLINICAL LABORATORY		63	11	15%	74
NORTH FLORIDA/SOUTH GEORGA VETERANS HEALTH SYSTEM			74	100%	74
CONSULATE HEALTH CARE - LAKE MARY		72	1	1%	73
NEIGHBORHOOD MEDICAL CENTER		68	5	7%	73
GRAVITY DIAGNOSTICS		27	46	63%	73
HOLY CROSS HOSPITAL		1	72	99%	73
MAYO CLINIC LABS - ROCHESTER MAIN CAMPUS		71	2	3%	73
FAST TRACK URGENT CARE CENTER - WESTCHASE			73	100%	73
DAVITA LABORATORY SERVICES		59	14	19%	73
QUEST DIAGNOSTIC CLINICAL LABORATORIES		66	6	8%	72
BAPTIST HEALTH MEDICAL PLAZA AT CORAL SPRINGS		61	10	14%	71
LABCORP OF AMERICA	2	32	37	52%	71
COMMUNITY HEALTH CENTERS OF PINELLAS, INC.		2	69	97%	71
NEW YORK STATE ELR - KALEIDA HEALTH CENTER FOR LABORATORY		67	4	6%	71
AMMON LABS		61	10	14%	71
CAPE CANAVERAL HOSPITAL			70	100%	70
Highlands Regional Hospital		63	7	10%	70
TGH		1	69	99%	70
QPS, LLC		69	1	1%	70
OAKS OF KISSIMMEE HEALTH AND REHABILITATION CENTER		70			70
325TH MEDICAL GROUP		19	51	73%	70
ADVENTHEALTH CENTRA CARE BRANDON		16	54	77%	70
QUEST INFECTIOUS DISEASE	1	65	4	6%	70
CAREFAST MURABELLA		67	2	3%	69
INTEGRITY LABORATORIES, LLC		5	64	93%	69
FLORIDA GULF COAST UNIVERSITY			69	100%	69
SMA SPECIALTY MEDICAL LAB		2	67	97%	69
FINLAY CLINICAL LABORATORY		24	44	65%	68
MOBILE INFIRMARY MED CENTER PATH LAB		60	8	12%	68
CENTRA CARE HUNTER'S CREEK		30	38	56%	68

COVID-19: testing by laboratory

Data through Oct 7, 2020 verified as of Oct 8, 2020 at 09:25 AM

Data in this report are provisional and subject to change.

The numbers in the table below represent the number of Florida and non-Florida residents for whom test results were received by the Department of Health. A person can be tested by more than one laboratory and can have both positive and negative results. **Therefore, the sum of the numbers in each column will be larger than the total number of people tested.**

Reporting lab	Inconclusive	Negative	Positive	Percent positive	Total
MEADOWCREST FAMILY PHYSICIANS		63	4	6%	67
AEL- MEMPHIS		17	50	75%	67
NEW YORK STATE ELR - MONTEFIORE MEDICAL CENTER LABORATORIES - MOSES		60	7	10%	67
HURLBURT FIELD CLINIC		29	38	57%	67
PINES OF SARASOTA GARDEN		66			66
PERSONALIZED GENETIC TESTING			66	100%	66
VISTA		6	59	91%	65
ADVANCED LAB		60	4	6%	64
SARAPATH DIAGNOSTICS			64	100%	64
MED FAST URGENT CARE CENTER			64	100%	64
HAVEN OF OUR LADY OF PEACE		64			64
CLIFFORD CHESTER SIMS VA NURSING HOME		62	1	2%	63
EXPRESS GENE MOLECULAR DIAGNOSTICS LABORATORY		1	61	98%	62
BAYFRONT HEALTH ER CITRUS HILLS		58	4	6%	62
VALENCIA HILLS HEALTH AND REHABILITATION CENTER		60	2	3%	62
SUNCOAST COMMUNITY HEALTH CENTERS PEDIATRICS		17	44	72%	61
MORTON PLANT HOSPITAL/LAB		1	60	98%	61
SANTA ROSA MEDICAL GROUP - DR MICHAEL BARBER		44	17	28%	61
FLORIDA HOSPITAL MEDICAL GROUP		51	10	16%	61
MINUTECLINIC DIAGNOSTIC OF MICHIGAN, PC #8029		59	1	2%	60
BAPTIST HEALTH URGENT CARE AT SAWGRASS		53	7	12%	60
CAREMOUNT MEDICAL - PATHOLOGY		60			60
EXACT SCIENCES LABORATORIES, LLC		15	45	75%	60
ARTHREX MEDICAL CENTER		34	25	42%	59
NEW YORK STATE ELR - WADSWORTH HEALTH CENTER		56	3	5%	59
GRAVITY DIAGNOSTICS, LLC		14	45	76%	59
CBS LABORATORY		1	58	98%	59
NEW YORK STATE ELR - WHITE PLAINS HOSPITAL CENTER LAB		59			59
BROWARD HEALTH MEDICAL CENTER		3	55	95%	58
BAYCARE LAB		1	57	98%	58
LABCORP BIRMINGHAM	1	6	50	88%	57
HEALTH FIRST-PALM BAY		1	56	98%	57
ADVENTHEALTH CENTRA CARE DELAND		2	55	96%	57
PRUITT HEALTH		57			57
SOUTH BALDWIN REGIONAL MEDICAL CENTER		54	3	5%	57
MEDICAL VB		53	4	7%	57
BAPTIST PRIMARY CARE MANDARIN PEDIATRICS	1	55			56
INTERNAL LAB		50	6	11%	56
WIMAUMA COMMUNITY HEALTH CENTER		41	15	27%	56
BENTON PEDIATRICS INC		42	14	25%	56
RCA LABORATORY SERVICES – NEW YORK ELR		25	31	55%	56
UNIVERSITY HEALTH SYSTEM INC		50	5	9%	55
SEASIDE HEALTH AND REHABILITATION CENTER		1	54	98%	55
JEFFERY WEINZWEIG		2	53	96%	55
MILLENIUM PHYSICIANS GROUP		1	54	98%	55
ADVENTHEALTH CENTRA CARE WINTER PARK		10	45	82%	55
ADVENTHEALTH CENTRA CARE DAYTONA BEACH		33	22	40%	55

COVID-19: testing by laboratory

Data through Oct 7, 2020 verified as of Oct 8, 2020 at 09:25 AM

Data in this report are provisional and subject to change.

The numbers in the table below represent the number of Florida and non-Florida residents for whom test results were received by the Department of Health. A person can be tested by more than one laboratory and can have both positive and negative results. **Therefore, the sum of the numbers in each column will be larger than the total number of people tested.**

Reporting lab	Inconclusive	Negative	Positive	Percent positive	Total
VA MEDICAL CENTER		7	48	87%	55
LONGWOOD FAMILY PRACTICE		51	3	6%	54
OPTUM LABS LLC		7	46	87%	53
PPD	2	46	5	9%	53
NCF DIAGNOSTICS & DNA TECHNOLOGIES LAB		26	27	51%	53
FAST TRACK URGENT CARE CENTER - SOUTH TAMPA			52	100%	52
CENTRAL BALDWIN IMMEDIATE CARE & FAMILY PRACTICE		38	13	25%	51
NEW YORK STATE ELR - STONY BROOK UNIVERSITY MEDICAL CENTER		47	4	8%	51
SARASOTA CO. HEALTH DEPT # 58		40	11	22%	51
SANFORD LABORATORIES		44	7	14%	51
CLINICAL PATHOLOGY LABS		1	50	98%	51
CITRUS HEALTH AND REHAB		32	18	36%	50
LAB CORP TAMPA		2	48	96%	50
FAST TRACK URGENT CARE CENTER - BRANDON			50	100%	50
QUEST TAMPA (NEW YORK ELR)		38	12	24%	50
CAREFAST+		43	7	14%	50
NEW YORK STATE ELR - UNIVERSITY HOSPITAL, STONY BROOK SOUTHAMPTON		49	1	2%	50
BRIDGEWATER PARK HEALTH AND REHAB		50			50
CITRUS MEMORIAL HEALTH SYSTEM LAB		2	48	96%	50
SIGNATURE HEALTHCARE OF NORTH FLORIDA		49	1	2%	50
GENESIS DIAGNOSTICS			50	100%	50
P4 DIAGNOSTIX LABORATORY NETWORK		1	48	98%	49
VILLAGE DOCTORS		39	10	20%	49
NXGEN MDX		19	30	61%	49
UNIVERSITY OF MIAMI		1	48	98%	49
MILLER BIOCONNECT		43	6	12%	49
BAY CENTER HURRICANE SHELTER		48			48
WOMEN'S CARE FLORIDA LABORATORY		46	2	4%	48
DOCTOR'S IN HOUSE LABORATORY		10	38	79%	48
SOUTH GEORGIA MEDICAL CENTER		41	7	15%	48
VIERA HOSPITAL			48	100%	48
HUNTSVILLE HOSPITAL LABORATORY		38	10	21%	48
ARCPOINT LABS OF ORANGE PARK		45	2	4%	47
VHA PUBLIC HEALTH REFERENCE LABORATORY- PALO ALTO		27	20	43%	47
NEW YORK STATE ELR - WESTCHESTER MEDICAL CENTER		46	1	2%	47
NADAL PEDIATRICS - VICTORIA STREET (3385)		31	16	34%	47
Point of Care Testing		25	21	46%	46
EAST MANATEE FAMILY	1	1	44	96%	46
SOUTH BALDWIN MEDICAL CENTER GULF SHORES		37	9	20%	46
NORTH PORT REHAB, LLC		46			46
BAYA PHARMACY			46	100%	46
ST. CLOUD MEDICAL GROUP		46			46
SUNCOAST OPTIMAL WELLNESS		3	43	93%	46
H LEE MOFFITT CANCER CENTER MICRO		46			46
SPECTOR SCIENTIFIC LAB		2	44	96%	46
ARCADIA HEALTH AND REHABILITATION CENTER		45			45
ST VINCENT'S BIRMINGHAM LABORATORY		44	1	2%	45

COVID-19: testing by laboratory

Data through Oct 7, 2020 verified as of Oct 8, 2020 at 09:25 AM

Data in this report are provisional and subject to change.

The numbers in the table below represent the number of Florida and non-Florida residents for whom test results were received by the Department of Health. A person can be tested by more than one laboratory and can have both positive and negative results. **Therefore, the sum of the numbers in each column will be larger than the total number of people tested.**

Reporting lab	Inconclusive	Negative	Positive	Percent positive	Total
PRIMARY CARE OF THE TREASURE COAST		34	11	24%	45
SOUTHPORT SQUARE HARBOUR HEALTH		45			45
EGLIN REGIONAL MEDICAL CENTER		6	39	87%	45
INTERLAB		1	44	98%	45
LAB CORP RTP	1	3	40	91%	44
SUNPATH-MDL	2	18	24	55%	44
ALLIANCE OF PHYSICIANS AGAINST COVID-19			44	100%	44
QUICK CARE MED PL CR		44			44
LABFIRST - DEPARTMENT OF PATHOLOGY		43	1	2%	44
LAB PLUS, LLC AT SAINT THOMAS WEST HOSPITAL		33	10	23%	43
BRANCH MEDICAL CLINIC			43	100%	43
APP-UNIPATH, LLC		42	1	2%	43
GOLDEN GATE FAMILY CLINIC		1	42	98%	43
SANDY RIDGE CENTER FOR REHABILITATION AND HEALING		42	1	2%	43
SEMINOLE COUNTY HEALTH DEPARTMENT		42	1	2%	43
FAST TRACK URGENT CARE CENTER - WESLEY CHAPEL			43	100%	43
QUEST DIAGNOSTICS-N ST PETERSBURG-5TH			43	100%	43
CENTRA CARE - AZALEA PARK			43	100%	43
BAYFRONT HEALTH SPRING HILL		9	34	79%	43
HIGHLANDS MEDICAL CENTER		41	1	2%	42
BREVARD HEALTH ALLIANCE			42	100%	42
ALLIANCE PEDIATRICS		24	18	43%	42
CHILDREN'S HOSPITAL OF ALABAMA		42			42
FLORIDA HOSPITAL NEW SMYRNA		4	37	90%	41
NEW YORK STATE ELR - CATHOLIC HEALTH SYSTEM DEPT LABORATORY		40	1	2%	41
ANGEL KIDS PEDIATRICS-BEACH BLVD		35	6	15%	41
LUTHERAN HAVEN		41			41
ANGEL KIDS PEDIATRICS-BARTRAM PARK		40	1	2%	41
NEW YORK STATE ELR - QUEST DIAGNOSTICS NICHOLS		39	2	5%	41
CENTRA CRARE POINCIANA		19	22	54%	41
GENPATH			40	100%	40
ADVENT HEALTH CENTRA CARE- KID'S CARE		36	4	10%	40
PRIDE DIAGNOSTICS		24	16	40%	40
DIAGNOSTIC LABORATORY OF OKLAHOMA		34	5	13%	39
QUOTIENT SCIENCES			39	100%	39
HEALTH FIRST CAPE CANAVERAL HOSPITAL			39	100%	39
CLINICAL RESEARCH SEQUENCING PLATFORM		8	31	79%	39
MEDICAL DIAGNOSTIC LAB		2	36	95%	38
BAYSIDE HEALTH AND REHABILITATION CENTER		38			38
ASSOCIATED CLINICAL LABORATORIES		37	1	3%	38
ADVENT HEALTH CENTRA CARE- AZALEA PARK		37	1	3%	38
BAPTIST PRIMARY CARE		23	15	39%	38
NEW YORK STATE ELR - NEW YORK CITY DEPARTMENT OF HEALTH & MENTAL		36	2	5%	38
COCOA BEACH/ADVENT CENTRA		5	33	87%	38
FINLAY CLINICAL LABORATORY INC		26	12	32%	38
CONSULATE HEALTH CARE OF WINTER HAVEN		38			38
ADVENTHEALTH CENTRA CARE LEE ROAD		20	17	46%	37

COVID-19: testing by laboratory

Data through Oct 7, 2020 verified as of Oct 8, 2020 at 09:25 AM

Data in this report are provisional and subject to change.

The numbers in the table below represent the number of Florida and non-Florida residents for whom test results were received by the Department of Health. A person can be tested by more than one laboratory and can have both positive and negative results. **Therefore, the sum of the numbers in each column will be larger than the total number of people tested.**

Reporting lab	Inconclusive	Negative	Positive	Percent positive	Total
CAPITAL REGIONAL MEDICAL CENTER		2	35	95%	37
NORTH FLORIDA PEDIATRICS		3	34	92%	37
NEW YORK STATE ELR - WILSON MEMORIAL REGIONAL MEDICAL CENTER		36	1	3%	37
OUT OF STATE		18	18	50%	36
ADVENTHEALTH PALM COAST			36	100%	36
ADVENTHEALTH MEDICAL GROUP		34	2	6%	36
PCB CLINIC		22	14	39%	36
MIAMI BEACH COMMUNITY HEALTH CENTER			36	100%	36
PHYSICIANS PRIMARY CARE		34	1	3%	35
ARCPOINT LABS - BIRMINGHAM		29	6	17%	35
IRL		4	31	89%	35
LIFE CARE CENTER OF HILLIARD		30	4	12%	34
QUEST DIAGNOSTICS NICHOLS INSTITUTE- LPP		3	31	91%	34
AMELIA MEDICAL CARE			34	100%	34
SCOTT LAKE HEALTH AND REHABILITATION CENTER		34			34
SOLARIS NORTH NAPLES		34			34
QUEST DIAGNOSTICS INC.		3	31	91%	34
SPECIALITY LABORATORIES,INC		31	3	9%	34
LAB			34	100%	34
EXPERTUS LABORATORIES INC		13	21	62%	34
CENTRA CARE KIDS WINTER PARK			33	100%	33
SOFT CELL LABORATORIES		31	2	6%	33
DESOTO MEMORIAL HOSPITAL LAB			33	100%	33
SMA LAB		4	29	88%	33
ROLLINS COLLEGE WELLNESS CENTER		5	28	85%	33
NEW YORK STATE ELR - NEWYORK-PRESBYTERIAN/QUEENS DIAGNOSTIC		32	1	3%	33
UNITED LABORATORY SERVICE		17	16	48%	33
POINT WASHINGTON MEDICAL CLINIC			33	100%	33
KENDALL REGIONAL MEDICAL CENTER LAB	3		30	91%	33
ST FRANCIS HOSPITAL		26	6	19%	32
JAMES A. HALEY VETERANS' HOSPITAL			32	100%	32
ORLANDO HEALTH AND REHAB CENTER			32	100%	32
MEDIPATH			32	100%	32
RASHDA ALBIBI M.D. P.A.		30	2	6%	32
ADVENT HEALTH CENTRA CARE - EAST ORLANDO		10	22	69%	32
ADVANCED MEDICAL CENTER		22	9	29%	31
FHMG LAKE MARY PEDS		29	2	6%	31
VA		15	16	52%	31
NEW YORK STATE ELR - ERIE COUNTY MEDICAL CTR CLINICAL LABS		31			31
NEXT MOLECULAR ANALYTICS		1	30	97%	31
NITE LITE PEDIATRICS - PORT ST. LUCIE		25	6	19%	31
ST. MARYS MEDICAL CENTER		1	30	97%	31
EMERALD COAST HOSPICE		31			31
QUEST DIAGNOSTICS-VERO BEACH-37TH ST		31			31
QUEST DIAGNOSTIC INC	1	4	26	84%	31
BAPTIST HEALTH EXPRESS CARE AT COUNTRY WALK		24	7	23%	31
MEDONE URGENT CARE CENTER		2	29	94%	31

COVID-19: testing by laboratory

Data through Oct 7, 2020 verified as of Oct 8, 2020 at 09:25 AM

Data in this report are provisional and subject to change.

The numbers in the table below represent the number of Florida and non-Florida residents for whom test results were received by the Department of Health. A person can be tested by more than one laboratory and can have both positive and negative results. **Therefore, the sum of the numbers in each column will be larger than the total number of people tested.**

Reporting lab	Inconclusive	Negative	Positive	Percent positive	Total
MANOR AT CARPENTERS		28	2	7%	30
LABCORP - MIAMI		4	26	87%	30
ADVENT HEALTH FISH MEMORIAL		2	28	93%	30
WESTMINSTER ST AUGUSTINE		30			30
PRMG - EAST NAPLES		23	7	23%	30
RDX BIOSCIENCE,			30	100%	30
PRIMECARE OF DOTHAN		21	9	30%	30
NORTH SHORE UNIVERSITY HOSPITAL LABORATORY		28	2	7%	30
AHSE ROP		29	1	3%	30
WUESTHOFF MEMORIAL HOSPITAL			29	100%	29
SOLARIS HEALTHCARE IMPERIAL		29			29
P4CLINICAL	3	2	24	83%	29
PALM GARDEN OF WINTER HAVEN		16	13	45%	29
ADVENTHEALTH CENTRA CARE CITRUS PARK			29	100%	29
ST VINCENTS MEDICAL CENTER RIVERSIDE NURSING		4	25	86%	29
PARRISH MEDICAL CENTER		1	28	97%	29
PRECISION HEALTH SOLUTIONS LAB		6	23	79%	29
LECONTE MEDICAL CENTER LAB		23	6	21%	29
UNIVERSITY OF MIAMI HEPATOLOGY DIAGNOSTIC LABORATORY			28	100%	28
BIOREFERENCE LABORATORIES, INC.		12	16	57%	28
DOH-WEST PALM BEACH BRANCH LABORATORY			28	100%	28
ALTAMONTE PEDIATRIC ASSOCIATES		28			28
MOLECULAR TESTING LABS			28	100%	28
MD LABS		11	17	61%	28
ACCURATE DIAGNOSTIC LAB		27	1	4%	28
GENEDX		22	6	21%	28
PALMETTO SUBACUTE CARE CENTER		27			27
MINUTECLINIC DIAGNOSTIC OF SOUTH CAROLINA, LLC		26	1	4%	27
FHMG_CTR FOR SENIOR HEALTH		22	5	19%	27
CENTRA CARE CONWAY			27	100%	27
AMEERAH LABS			27	100%	27
SUNCOAST LABS			27	100%	27
BROWARD HEALTH CORAL SPRINGS EPIDEMIOLOGY DEPT			27	100%	27
JAMES A HALEY VETERAN'S HOSPITAL			27	100%	27
NEW YORK STATE ELR - QUEST DIAGNOSTICS INCORPORATED		24	3	11%	27
Diatherix Laboratories, LLC		14	13	48%	27
POPLAR HEALTHCARE PLLC	1	10	16	59%	27
CENTRA CARE- WINTER GARDEN		3	24	89%	27
ST. ANTHONY'S HOSPITAL			27	100%	27
NEW YORK STATE ELR - ROCHESTER GENERAL HOSPITAL LABORATORY		26	1	4%	27
NEW YORK STATE ELR - LENOX HILL HOSPITAL		23	3	12%	26
BAPTIST HEALTH EXPRESS CARE AT KEY BISCAYNE		22	4	15%	26
MEDONE URGENT CARE AT ST. AUGUSTINE		1	25	96%	26
DOCTORS MEMORIAL FAMILY MEDICINE			26	100%	26
CDC		17	9	35%	26
MONCRIEF ARMY HEALTH CLINIC			26	100%	26
QUEST DIAGNOSTICS NICHOLS INSTITUTE - SJC (LPP)		21	5	19%	26

COVID-19: testing by laboratory

Data through Oct 7, 2020 verified as of Oct 8, 2020 at 09:25 AM

Data in this report are provisional and subject to change.

The numbers in the table below represent the number of Florida and non-Florida residents for whom test results were received by the Department of Health. A person can be tested by more than one laboratory and can have both positive and negative results. **Therefore, the sum of the numbers in each column will be larger than the total number of people tested.**

Reporting lab	Inconclusive	Negative	Positive	Percent positive	Total
OAKTREE HEALTHCARE			26	100%	26
HUNT CLUB PEDIATRIC ASSOCIATES, P.A.		18	7	28%	25
DOH		13	12	48%	25
BROAD INSTITUTE CLINICAL SEQUENCING RESEARCH PLATFORM	1	22	2	8%	25
IPSUM DIAGNOSTICS			25	100%	25
MOLECULAR DIAGNOSTICS		1	24	96%	25
VISITING PHYSICIANS ASSOCIATION LABORATORY		23	2	8%	25
FLORIDA DEPARTMENT OF HEALTH IN POLK COUNTY		25			25
PATRICK AIR FORCE BASE		1	23	96%	24
DIAMOND RIDGE		24			24
LABORATORY DYNAMICS		20	4	17%	24
NEW YORK STATE ELR - SARATOGA HOSPITAL LABORATORY		23	1	4%	24
CONNECTICUT DEPARTMENT OF HEALTH		22	2	8%	24
WELLOW URGENT CARE		23	1	4%	24
ADVENTHEALTH CENTRA CARE UNIVERSITY		3	21	88%	24
EAST ALABAMA MEDICAL CENTER LABORATORY		18	6	25%	24
WELLOW URGENT CARE PC		24			24
TRUGENX		1	23	96%	24
GENE TOX WORLDWIDE		23			23
BIODESIX, INC.		19	4	17%	23
LAKELAND REGIONAL HEALTH LAKE MIRIAM		5	18	78%	23
MAGNOLIA DIAGNOSTIC		1	22	96%	23
ADVENT HEALTH NEW SMYRNA BEACH			23	100%	23
FIRST CHOICE URGENT CARE			23	100%	23
HEALTH FIRST-VIERA HOSPITAL		1	22	96%	23
BAYFRONT MEDICAL		18	5	22%	23
MD 365 MEDICAL CARE PLLC		23			23
BIOFIRE		7	16	70%	23
AVENTIS BIO-SERVICES CTL		23			23
THE TERRACE OF JACKSONVILLE		3	20	87%	23
UNIVERSITY ALABAMA		23			23
EGL GENETIC DIAGNOSTICS		1	21	95%	22
PLANTATION BAY REHAB FACILITY		21	1	5%	22
NEW YORK STATE ELR - BRONX LEBANON HOSPITAL-MEDICAL CENTER		21	1	5%	22
ST. JOSEPH'S HOSPITAL NORTH			22	100%	22
ST. CLOUD HOSPITAL		20	2	9%	22
COASTAL URGENT CARE		11	11	50%	22
LEE MEMORIAL HEALTH PARK LAB			22	100%	22
MOBILE DIVISION LABORATORY		7	15	68%	22
PENNSYLVANIA DEPT OF HEALTH		19	3	14%	22
JACKSON HEALTH SYSTEM		1	21	95%	22
LABORATORY OF FLORIDA			22	100%	22
MINUTECLINIC DIAGNOSTIC OF RHODE ISLAND, LLC #1544		21	1	5%	22
SIGNATURE HEALTHCARE AT THE COURTYARD		20	2	9%	22
TROY REGIONAL MEDICAL CENTER		14	8	36%	22
EMPIRE CITY LABORATORIES INC		2	19	90%	21
MINUTECLINIC #4760		21			21

COVID-19: testing by laboratory

Data through Oct 7, 2020 verified as of Oct 8, 2020 at 09:25 AM

Data in this report are provisional and subject to change.

The numbers in the table below represent the number of Florida and non-Florida residents for whom test results were received by the Department of Health. A person can be tested by more than one laboratory and can have both positive and negative results. **Therefore, the sum of the numbers in each column will be larger than the total number of people tested.**

Reporting lab	Inconclusive	Negative	Positive	Percent positive	Total
CLEVELAND CLINIC FOUNDATION		11	10	48%	21
SUNQUEST		3	18	86%	21
STARKE FAMILY MEDICAL CENTER		19	2	10%	21
WUESTHOFF MEDICAL CENTER-MELBOURNE			21	100%	21
SENIOR HEALTH OF WINTER PARK DUNDEE		21			21
UNIPATH		13	7	35%	20
SUNTREE INTERNAL MEDICINE		20			20
PREMIER URGENT CARE OF BREVARD			20	100%	20
MAYO CLINIC LABS - ROCHESTER SUPERIOR DRIVE		2	18	90%	20
ISLAND COAST PEDIATRICS PA		19	1	5%	20
ADVENTIST HEALTH SYSTEM FLORIDA		20			20
DOCTORS MEMORIAL HOSPITAL		9	11	55%	20
LABCORP - CLEARWATER		3	17	85%	20
CVS PHARMACY			20	100%	20
MAKO MEDICAL LABORATORIES		3	17	85%	20
ORLANDO HEALTH EMERGENCY DEPARTMENT AND MEDICAL		20			20
PECONIC BAY MEDICAL CENTER LABORATORY		16	4	20%	20
THE CHAPPEL GROUP RESEARCH		20			20
ASSOCIATED PATHOLOGISTS		16	4	20%	20
FLORIDA DEPARTMENT OF HEALTH		13	7	35%	20
MEDCOMP SCIENCES			19	100%	19
UNITED LABS		19			19
CORAL GABLES HOSPITAL			19	100%	19
MED HEALTH SERVICES		18	1	5%	19
LAB INTERMARKET FACILITY LAB		1	18	95%	19
PALO ALTO VA MEDICAL CENTER		1	18	95%	19
HEALTHY MINORS, LLC.		19			19
MOBILE PHYSICIAN SERVICE		19			19
EXOSOME DIAGNOSTICS		19			19
INTEGRATED REGIONAL LABORATORIES - LARGO			19	100%	19
NEW YORK STATE ELR - LOURDES HOSPITAL INC		18	1	5%	19
FAST TRACK URGENT CARE CENTER - SEMINOLE			19	100%	19
INTERCOASTAL MEDICAL GROUP			18	100%	18
UNIVERSITY OF TAMPA STUDENT HEALTH AND SHC CLINICAL LABORATORY		6	12	67%	18
LABCORP INC		5	13	72%	18
STONE WASH CLINICAL LABORATORIES		2	16	89%	18
USF		1	17	94%	18
XPRESS WELLNESS URGENT CARE			18	100%	18
SEVEN RIVERS REGIONAL MEDICAL CENTER		5	13	72%	18
MADISON CORE LABORATORIES		17	1	6%	18
SOUTHEAST ALABAMA MEDICAL CENTER			18	100%	18
HUNTINGTON HOSPITAL LABORATORY		17	1	6%	18
LAKE CITY VETERANS HOSPITAL			18	100%	18
NEW YORK STATE ELR - BROOKDALE UNIVERSITY HOSPITAL		17	1	6%	18
PATHGROUP			18	100%	18
TPCA CLINICAL LABORATORIES		15	3	17%	18
MANDARIN PEDIATRICS		15	2	12%	17

COVID-19: testing by laboratory

Data through Oct 7, 2020 verified as of Oct 8, 2020 at 09:25 AM

Data in this report are provisional and subject to change.

The numbers in the table below represent the number of Florida and non-Florida residents for whom test results were received by the Department of Health. A person can be tested by more than one laboratory and can have both positive and negative results. **Therefore, the sum of the numbers in each column will be larger than the total number of people tested.**

Reporting lab	Inconclusive	Negative	Positive	Percent positive	Total
PARK WEST MEDICAL CENTER		16	1	6%	17
WATSON CLINIC LLP SOUTH			17	100%	17
REDITUS LABORATORIES			17	100%	17
AMERICAN HEALTH ASSOCIATES OF TAMPA		2	15	88%	17
JACKSON NORTH MEDICAL CENTER		2	15	88%	17
NEW YORK STATE ELR - VASSAR BROTHERS MEDICAL CENTER LABORATORY		17			17
FHMG-FLORIDA HOSPITAL MEDICAL GROUP		14	3	18%	17
CENTRA CARE WINTER PARK		8	8	50%	16
CONSOLIDATED LAB SERVICES		8	8	50%	16
NORTHWELL HEALTH PLAINVIEW HOSPITAL LABORATORY		14	2	13%	16
MINUTE CLINIC LLC #2216		15	1	6%	16
DIACARTA INC.		16			16
UPMC CHAUTAUQUA AT WCA LABORATORY		16			16
COLOR GENOMICS, INC.		15	1	6%	16
NEW YORK STATE ELR - ST PETER'S BENDER LABORATORY		16			16
ADVENTHEALTH CENTRA CARE WINTER GARDEN		2	14	88%	16
AFC URGENT CARE		2	14	88%	16
MONTEFIORE NEW ROCHELLE HOSPITAL		15	1	6%	16
STATEN ISLAND UNIVERSITY HOSPITAL-POUCH		16			16
ASCENSION ST. VINCENT'S PRIMARY CARE			16	100%	16
QUESTDIAGNOSTICS INCORPORATED		2	14	88%	16
CENTRA CARE-LBV			16	100%	16
CENTRA CARE - APOPKA			16	100%	16
MINUTECLINIC DIAGNOSTIC OF RHODE ISLAND, LLC #212		16			16
ADVENTHEALTH CENTRA CARE TEMPLE TERRACE			16	100%	16
BAYCARE OUTREACH LABORATORY SERVICES		3	13	81%	16
DEPARTMENT OF VETERANS AFFAIRS MEDICAL CENTER			16	100%	16
ADVENTHEALTH ZEPHYRHILLS			15	100%	15
BOZEMAN HEALTH DEACONESS HOSPITAL		12	3	20%	15
UVMC MICROBIOLOGY		14	1	7%	15
SOUTHERN LABORATORY			15	100%	15
WASHINGTON REHABILITATION AND NURSING CENTER		15			15
Q ANSWER LAB		2	13	87%	15
MILTON 4707		15			15
URGENT CARE CLINIC OF LINCOLN		14	1	7%	15
NEW YORK STATE ELR - LONG ISLAND JEWISH MED CTR		15			15
QUEST DIAGNOSTICS INCORPORATED			15	100%	15
ADVENTHEALTH CENTRA CARE - KIDS LAKE MARY		14	1	7%	15
PHYSICIANS STAT			15	100%	15
EVERLYWELL		9	6	40%	15
DELRAY MEDICAL CENTER LAB		1	14	93%	15
DIATHERIX		13	2	13%	15
MILLENNIUM PHYSICIAN GROUP LCC			15	100%	15
ARCPOINT LABS OF SARASOTA		1	14	93%	15
ORLANDO HEALTH		2	13	87%	15
AFC URGENT CARE ST. PETERSBURG			15	100%	15
CENTRA CARE - SAND LAKE			14	100%	14

COVID-19: testing by laboratory

Data through Oct 7, 2020 verified as of Oct 8, 2020 at 09:25 AM

Data in this report are provisional and subject to change.

The numbers in the table below represent the number of Florida and non-Florida residents for whom test results were received by the Department of Health. A person can be tested by more than one laboratory and can have both positive and negative results. **Therefore, the sum of the numbers in each column will be larger than the total number of people tested.**

Reporting lab	Inconclusive	Negative	Positive	Percent positive	Total
RDV SPORTSPLEX PEDIATRICS		11	3	21%	14
ADVENT HEALTH SEBRING			14	100%	14
BAPTIST SOUTH MEDICAL CENTER		2	12	86%	14
HEALTH CENTRAL HOSPITAL			14	100%	14
PHOSPHORUS DIAGNOSTICS		12	2	14%	14
FAST TRACK URGENT CARE CENTER - TYRONE			14	100%	14
XERA MED RESEARCH			14	100%	14
ADVENTHEALTH CENTRE CARE - KISSIMMEE			14	100%	14
WESTPAC LABS		1	13	93%	14
NEW YORK STATE ELR - GOOD SAMARITAN HOSPITAL LABORATORY		13	1	7%	14
ADVENTHEALTH CENTRA CARE ORANGE CITY		1	13	93%	14
NEW YORK STATE ELR - LABORATORY ALLIANCE OF CENTRAL NEW		14			14
OKEECHOBEE HEALTHCARE FACILITY			14	100%	14
POARCH BANC CREEK INDIANS TRIBAL HEALTH DEPARTMENT			14	100%	14
WHITE WILSON MEDICAL CENTER CLINIC			14	100%	14
UF HEALTH NORTH JACKSONVILLE			14	100%	14
NATIONS BEST FAMILY HEALTH CARE			14	100%	14
LINCOLN DIAGNOSTIC LAB		14			14
DAVID LAWRENCE CENTER		11	2	15%	13
FLORIDA STATE HOSPITAL			13	100%	13
ADVENT HEALTH LAKE WALES MEDICAL GROUP		9	4	31%	13
NEW YORK PRESBYTERIAN - ALLEN HOSPITAL		13			13
HEALTHQUEST LABORATORIES		4	9	69%	13
FLORIDA PEDIATRICS			13	100%	13
ESCAMBIA COMMUNITY CLINIC		2	11	85%	13
TEN HEALTHCARE		2	11	85%	13
CLINICAL LABORATORY SERVICES			13	100%	13
SOUTHEAST FAMILY HEALTHCARE CENTER			13	100%	13
NEW YORK STATE ELR - ELMHURST HOSPITAL CENTER		12	1	8%	13
FLORIDA HEALTH CARE PLANS			13	100%	13
MINUTE CLINIC INCORPORATE		12	1	8%	13
WEDGEWOOD HEALTHCARE CENTER		10	3	23%	13
TALLAHASSEE PRIMARY CARE ASSOC, PA		12	1	8%	13
CVS PHARMACY # 10423		12	1	8%	13
ESCAMBIA COUNTY JAIL		11	2	15%	13
ADVANCED URGENT CARE		11	2	15%	13
TAYLORVILLE FAMILY MEDICINE		9	4	31%	13
EXPRESS CARE OF BELLEVIEW		13			13
UNIVERSITY HILLS HEALTH AND REHABILITATION CENTER		10	2	17%	12
CARESPOT OF NOCATEE			12	100%	12
SOLARIS HEALTHCARE OSCEOLA		11	1	8%	12
FLORIDA DEPT OF HEALTH		4	8	67%	12
GLEN OAKS HEALTH AND REHABILITATION CENTER			12	100%	12
SHELBY COUNTY HEALTH CARE CORPORATION		9	3	25%	12
CANTON-POTSDAM HOSPITAL LABORATORY		12			12
PROMEDICA LABORATORIES		11	1	8%	12
TOTAL RENAL LABORATORIES INC		7	5	42%	12

COVID-19: testing by laboratory

Data through Oct 7, 2020 verified as of Oct 8, 2020 at 09:25 AM

Data in this report are provisional and subject to change.

The numbers in the table below represent the number of Florida and non-Florida residents for whom test results were received by the Department of Health. A person can be tested by more than one laboratory and can have both positive and negative results. **Therefore, the sum of the numbers in each column will be larger than the total number of people tested.**

Reporting lab	Inconclusive	Negative	Positive	Percent positive	Total
FLORIDA COMMUNITY HEALTH CENTER OF ST. LUCIE		1	11	92%	12
CVS PHARMACY, INC DBA CVS/PHARMACY #5685		12			12
AYERS NURSING AND REHABILITATION CENTER		12			12
AMERICAN ESOTERIC LABORATORIES			12	100%	12
ED FRASER MEMORIAL HOSPITAL			12	100%	12
ADVENTHEALTH CENTRA CARE ORMOND BEACH			12	100%	12
BIO-REFERENCE LABORATORIES			12	100%	12
LABCORP BURLINGTON CYTO		9	3	25%	12
COASTAL HEALTH AND REHAB		12			12
DYNAMIC DNA LAB		1	11	92%	12
COLLIER HMA PHYSICIAN MANAGEMENT LLC		12			12
LIFE CARE CENTER OF WINTER HAVEN			12	100%	12
NEW YORK STATE ELR - NORTH CENTRAL BRONX HOSP		11	1	8%	12
SANTA ROSA HMA PHYS MGMT		11	1	8%	12
URGENT CARE TCMA			12	100%	12
CVS MINUTE CLINIC			12	100%	12
LAB CORP OF AMERICA		4	8	67%	12
LEON CHD		12			12
NEW YORK STATE ELR - JAMAICA HOSPITAL MEDICAL CENTER		12			12
IREPERTOIRE_MOL_LAB		12			12
BROWARD DIALYSIS			12	100%	12
EAST LAKE PEDIATRICS			11	100%	11
NEW YORK STATE ELR - SOUTHSIDE HOSPITAL NORTHWELL HEALTH LABORATORY		10	1	9%	11
INDIAN RIVER MEDICAL CENTER		11			11
EDEN SPRINGS NURSING AND REHAB CENTER		7	4	36%	11
KEYS MEDICAL GROUP			11	100%	11
UNIV OF MIAMI			11	100%	11
ADVENTHEALTH PEDIATRICS/LAKE MARY PEDS		10	1	9%	11
PROMEDICA LABORATORIES		10	1	9%	11
KEY PRIMARY CASE			11	100%	11
PALM BEACH PATHOLOGY		9	2	18%	11
NORTH FLORIDA PEDIATRICS-MARIANNA		1	10	91%	11
VPA PC LAB		11			11
POCONO MEDICAL CENTER		11			11
TREASURE COAST URGENT CARE			11	100%	11
FUNGAL REFERENCE LABORATORY		11			11
CURATIVE TEXAS		8	3	27%	11
DEPARTMENT OF VETERANS AFFAIRS ORLANDO MEDICAL CENTER			11	100%	11
ACHS		2	9	82%	11
NEW YORK STATE ELR - JACOBI MEDICAL CENTER		11			11
SANFORD MOBILE LAB		9	2	18%	11
GRAND ST PAUL CVS		11			11
LAKE BALDWIN CBOC		9	1	10%	10
LAKE MARY KIDS CENTRA CARE			10	100%	10
NEW YORK STATE ELR - HUDSON VALLEY HOSPITAL CENTER LABORATORY		9	1	10%	10
NORTH CAROLINA DEPARTMENT OF HEALTH & HUMAN SERVICES			10	100%	10
BAYVIEW MEDICAL		10			10

COVID-19: testing by laboratory

Data through Oct 7, 2020 verified as of Oct 8, 2020 at 09:25 AM

Data in this report are provisional and subject to change.

The numbers in the table below represent the number of Florida and non-Florida residents for whom test results were received by the Department of Health. A person can be tested by more than one laboratory and can have both positive and negative results. **Therefore, the sum of the numbers in each column will be larger than the total number of people tested.**

Reporting lab	Inconclusive	Negative	Positive	Percent positive	Total
NEW YORK STATE ELR - CATHOLIC HEALTH SERVICES REGIONAL LABORATORY		8	2	20%	10
CORE LABORATORY		1	9	90%	10
PINELLAS COUNTY HEALTH DEPARTMENT		2	8	80%	10
PARKWEST MEDICAL CENTER		9	1	10%	10
BAYCARE LABORATORIES		1	9	90%	10
MAINSTREET FAMILY CARE		1	9	90%	10
ST VINCENT'S EAST LABORATORY		9	1	10%	10
CLEVELAND CLINIC			10	100%	10
BOCA BIOLISTIC REFERENCE LAB			10	100%	10
ACADIAN DIAGNOSTIC LABORATORIES		8	2	20%	10
UMHC/SYLVESTER AT KENDALL		1	9	90%	10
BAY PINES VA		1	9	90%	10
BROWARD HEALTH CARE			10	100%	10
MEDICAL LABORATORY DIAGNOSTICS			10	100%	10
NEW JERSEY DEPARTMENT OF HEALTH COMMUNICABLE DISEASE SERVICE		3	7	70%	10
ST ELIZABETH MEDICAL CENTER LABORATORY		9	1	10%	10
FHMG FLORIDA HOSPITAL MEDICAL GROUP		8	2	20%	10
DELAWARE CVS PHARMACY, LLC		10			10
INTERNATIONAL MEDICAL LABORATORY		10			10
ST CATHERINE OF SIENA HOSPITAL		10			10
NULL		10			10
NORTH OKALOOSA PHYSICIAN GROUP		10			10
ACCESS 365 URGENT CARE		9	1	10%	10
SARNO EXTENDED HOURS			10	100%	10
ONE MILO		10			10
FLORIDA HOSPITAL LABS		1	9	90%	10
AURORA DIAGNOSTICS		1	8	89%	9
CREATIVE TESTING SOLUTIONS		3	6	67%	9
WOLFSON (USE BAPTIST)			9	100%	9
LONGLEAF DIAGNOSTIC LABORATORIES		2	7	78%	9
MEDEMERGE		8	1	11%	9
ROCKLEDGE		1	8	89%	9
PALM BAY URGENT CARE			9	100%	9
NEWYORK-PRESBYTERIAN/ LAWRENCE HOSPITAL LABORATORY		9			9
APPLE DIAGNOSTICS LAB		3	6	67%	9
MICHIGAN DEPARTMENT OF HEALTH AND HUMAN SERVICES			9	100%	9
BROOKWOOD BAPTIST MEDICAL CENTER		9			9
FLORIDA DEPARTMENT OF HEALTH IN LAKE COUNTY		3	6	67%	9
ST JOSEPH HOSPITAL		8	1	11%	9
LAB CORPORATION OF AMERICA		1	8	89%	9
PATHOGENIUS LABORATORIES		2	7	78%	9
MAINSTREET FAMILY URGENT CARE			9	100%	9
PHYSICIANS PRIMARY CARE OF SOUTHWEST FLORIDA		9			9
PROHEALTH			9	100%	9
UNK		7	2	22%	9
GCPM MANUAL MICROBIOLOGY		1	8	89%	9
PRATTVILLE BAPTIST HOSPITAL		8	1	11%	9

COVID-19: testing by laboratory

Data through Oct 7, 2020 verified as of Oct 8, 2020 at 09:25 AM

Data in this report are provisional and subject to change.

The numbers in the table below represent the number of Florida and non-Florida residents for whom test results were received by the Department of Health. A person can be tested by more than one laboratory and can have both positive and negative results. **Therefore, the sum of the numbers in each column will be larger than the total number of people tested.**

Reporting lab	Inconclusive	Negative	Positive	Percent positive	Total
CENTURY HEALTH AND REHABILITATION CENTER			9	100%	9
STATE LAB		1	8	89%	9
BAY CARE OCCUPATIONAL CLINIC			9	100%	9
MOUNT DORA PEDIATRICS		8	1	11%	9
ADVENTHEALTH CENTRA CARE - HUNTERS CREEK			9	100%	9
MHHS All Lab Subsection		9			9
FLORIDA DEPARTMENT OF HEALTH IN HILLSBOROUGH COUNTY			9	100%	9
NEW YORK STATE ELR - BROOKLYN HOSPITAL CENTER DOWNTOWN CAMPUS		9			9
CLERMONT HEALTH AND REHAB			9	100%	9
SPORTS DRUG TESTING LABORATORY			9	100%	9
MASSACHUSETTS GENERAL HOSPITAL		1	8	89%	9
ASURANCE SCIENTIFIC LABORATORIES		9			9
COMMUNITY HEALTH CENTER		2	7	78%	9
PRECISION GENETICS			9	100%	9
METRO KNOXVILLE HMA		8	1	11%	9
CENTRA CARE - LAKE NONA		1	8	89%	9
UNAVAILABLE/UNKNOWN/NO INFORMATION FOUND			9	100%	9
WALGREENS #05398		7	1	13%	8
LIFE CARE CITRUS COUNTY			8	100%	8
Maury Regional Hospital		5	3	38%	8
NORTH BAY HOSPITAL			8	100%	8
BAYCARE MEDICAL GROUP INC			8	100%	8
LEHIGH VALLEY HOSPITAL		3	5	63%	8
CONEY ISLAND HOSPITAL		8			8
DOCTOR'S IN HOUSE LAB			8	100%	8
BAYONET POINT MEDICAL CENTER			8	100%	8
ST. JOSEPH HOSPITAL AND HEALTH CARE INC.			8	100%	8
NEW YORK STATE ELR - JAMES J PETERS VA MEDICAL CENTER		6	2	25%	8
MINUTECLINIC DIAGNOSTIC OF ILLINOIS		7	1	13%	8
INDIGO MANOR NURSING AND REHABILITATION CENTER			8	100%	8
UNIVERSITY HOSPITAL - STONY BROOK EASTERN		8			8
FLORIDA HOSPITAL		2	6	75%	8
LAKELAND REGIONAL RESPIRATORY CARE CENTER			8	100%	8
PONCE THERAPY CARE CENTER		5	3	38%	8
LABCORP - BRANDON		4	4	50%	8
X-GENE MOLECULAR LABS		1	7	88%	8
AIM LABORATORIES			8	100%	8
CVS			8	100%	8
ARNOT OGDEN MEDICAL CENTER LABORATORY		8			8
MICHIGAN DEPARTMENT OF COMMUNITY HEALTH		1	7	88%	8
URGENT CARE WEST CLINIC		6	2	25%	8
EXECUTIVE MEDICAL SERVICES		8			8
CVS/PHARMACY #10373		8			8
THE COMMONWEALTH OF MASSACHUSETTS			8	100%	8
ABBOTT			8	100%	8
LEE MEMORIAL LAB GULF COAST	2		6	75%	8
DALE MEDICAL CENTER		4	4	50%	8

COVID-19: testing by laboratory

Data through Oct 7, 2020 verified as of Oct 8, 2020 at 09:25 AM

Data in this report are provisional and subject to change.

The numbers in the table below represent the number of Florida and non-Florida residents for whom test results were received by the Department of Health. A person can be tested by more than one laboratory and can have both positive and negative results. **Therefore, the sum of the numbers in each column will be larger than the total number of people tested.**

Reporting lab	Inconclusive	Negative	Positive	Percent positive	Total
PALM RIVER COMMUNITY HEALTH CENTER		7	1	13%	8
HEALTHMARK REGIONAL HOSPITAL LAB		4	4	50%	8
LABCORP - NAPLES		1	7	88%	8
EMERALD COAST PEDIATRICS			8	100%	8
CHEMISYS LABORATORIES			8	100%	8
LAKE WALES MEDICAL CENTER INC			8	100%	8
CAPE REGIONAL MEDICAL CENTER		8			8
GENEUS DIAGNOSTICS			8	100%	8
LABORATORY CORPORATION OF AMER		5	3	38%	8
Cleveland Clinic Laboratories		4	4	50%	8
SYLVESTER AT PLANTATION LABORATORY		7	1	13%	8
SUNCOAST URGENT CARE			7	100%	7
ALACHUA			7	100%	7
HOLY NAME MEDICAL CENTER		6	1	14%	7
BEAUMONT LABORATORY			7	100%	7
ASCENSION ST. VINCENT'S SOUTHSIDE			7	100%	7
FLORIDA HOSPITAL WINTER GARDEN		6	1	14%	7
NO NAME		5	2	29%	7
APPALACHIAN REGIONAL HEALTHCARE SYSTEM		7			7
WALGREENS #03413		5	2	29%	7
GULF COAST MEDICAL GROUP		2	5	71%	7
FLORIDA CLINICAL LAB			7	100%	7
BOCA RATON REGIONAL HOSPITAL LAB			7	100%	7
MINUTECLINIC DIAGNOSTIC MEDICAL GROUP		7			7
HEALTH CARE LABORATORY SERVICES		1	6	86%	7
RICHMOND UNIVERSITY MEDICAL CENTER		6	1	14%	7
WESTMINSTER WOODS ON JULINGTON CREEK		7			7
FLORIDA HOSPITAL KISSIMMEE		4	3	43%	7
QUEST DIAGNOSTIC		3	4	57%	7
CORE BIO LABS		5	2	29%	7
LABCORP RARITAN		7			7
AVANTE ST CLOUD		4	3	43%	7
FINLAY C. LABORATORY		3	4	57%	7
RIVERSIDE MEDICAL GROUP		6	1	14%	7
COVANCE CENTRAL LABORATORY			7	100%	7
TRUE HEALTH DIAGNOSTICS		1	6	86%	7
LEE COUNTY HEALTH DEPARTMENT		4	3	43%	7
NEW YORK STATE ELR - SUNY UPSTATE MEDICAL UNIVERSITY		7			7
LABCORP-PORT ST.LUCIE		6	1	14%	7
TOTAL ACCESS URGENT CARE			7	100%	7
PINELLAS COUNTY JAIL			7	100%	7
CARITHERS PEDIATRIC GROUP		5	2	29%	7
LAKELAND REGIONAL HEALTH			7	100%	7
DCH REGIONAL MEDICAL CENTER LABORATORY		7			7
NEW YORK STATE ELR - LONG ISLAND JEWISH VALLEY STREAM		7			7
ORMOND BEACH CENTRA CARE			7	100%	7
ADVENT HEALTH CENTRE CARE		4	3	43%	7

COVID-19: testing by laboratory

Data through Oct 7, 2020 verified as of Oct 8, 2020 at 09:25 AM

Data in this report are provisional and subject to change.

The numbers in the table below represent the number of Florida and non-Florida residents for whom test results were received by the Department of Health. A person can be tested by more than one laboratory and can have both positive and negative results. **Therefore, the sum of the numbers in each column will be larger than the total number of people tested.**

Reporting lab	Inconclusive	Negative	Positive	Percent positive	Total
INTERMOUNTAIN CENTRAL LAB		1	6	86%	7
BARRY UNIVERSITY STUDENT HEALTH SERVICES		6	1	14%	7
KORGENE LAB		1	6	86%	7
QUE		4	3	43%	7
GADSDEN REGIONAL MEDICAL CENTER		7			7
MI2297090CV HOLLAND-23D2189684		7			7
NORTHSHORE UNIVERSITY HEALTHSYSTEM EVANSTON HOSPITAL LAB			7	100%	7
ARCHBOLD MEMORIAL HOSPITAL/LAB		3	4	57%	7
SAMARITAN MEDICAL CENTER		7			7
PALMETTO HEALTH ALLIANCE		3	3	50%	6
TAMIAMI LAB MILLENIUM			6	100%	6
NICHOLS INSTITUTE QUEST DIAGNOSTICS	1	2	3	50%	6
NEW YORK STATE ELR - BELLEVUE HOSPITAL CENTER DEPARTMENT		6			6
DORAL URGENT CARE			6	100%	6
PARAMOUNT URGENT CARE			6	100%	6
MAINSTREET FAMILY SELECT		1	5	83%	6
SAINT PETER'S UNIVERSITY HOSPITAL		6			6
PUBLIC HEALTH LAB		6			6
ONEIDA HEALTHCARE CENTER		6			6
LAKE NONA MEDICAL SERVICES		3	3	50%	6
NOVANT HEALTH GOHEALTH URGENT CARE-HARRISBURG		1	5	83%	6
VIRTUA VOORHEES HOSPITAL		4	2	33%	6
ROCKLEDGE FAMILY HEALTH			6	100%	6
WALGREENS #6637		6			6
WATAUGA MEDICAL CENTER		4	2	33%	6
BAYFRONT HEALTH PUNTA GORDA			6	100%	6
MINUTECLINIC DIAGNOSTIC OF RHODE ISLAND, LLC #590		6			6
BAPTIST OUTPATIENT			6	100%	6
HUNT CLUB MEDICAL		5	1	17%	6
CHILDREN'S MEDICAL CENTER			6	100%	6
DOCTORS CLINICAL LABORATORY, INC		5	1	17%	6
ACH			6	100%	6
VA COMMUNITY CLINIC			6	100%	6
ENIGMA DIAGNOSTIC, INC.			6	100%	6
MEYER PEDIATRICS		3	3	50%	6
COLORADO DEPARTMENT OF PUBLIC HEALTH AND ENVIRONMENT			6	100%	6
BioReference Laboratories, Inc		1	5	83%	6
BETH ISRAEL DEACONESS MEDICAL CENTER			6	100%	6
DOH JACKSONVILLE CENTRAL LABORATORY		3	3	50%	6
CONNECTDX		2	4	67%	6
BAYCARE ALLIANT HOSPITAL			6	100%	6
COLORADO DEPARTMENT OF HEALTH LABORATORY SERVICES DIVISION			6	100%	6
SHELBY BAPTIST MEDICAL CENTER		2	4	67%	6
MINUTECLINIC DIAGNOSTIC OF TEXAS, LLC #2580		6			6
CAREWELL 301 - WARWICK			6	100%	6
ASCENSION ST VINCENT'S SOUTHSIDE		1	5	83%	6
HELIX DIAGNOSTICS			6	100%	6

COVID-19: testing by laboratory

Data through Oct 7, 2020 verified as of Oct 8, 2020 at 09:25 AM

Data in this report are provisional and subject to change.

The numbers in the table below represent the number of Florida and non-Florida residents for whom test results were received by the Department of Health. A person can be tested by more than one laboratory and can have both positive and negative results. **Therefore, the sum of the numbers in each column will be larger than the total number of people tested.**

Reporting lab	Inconclusive	Negative	Positive	Percent positive	Total
UNIVERSITY HOSPITAL		4	2	33%	6
GENE STREET LABORATORIES, LLC		6			6
BIOTECH CLINICAL LABORATORIES, INC.			6	100%	6
MAUREEN OROURKE-FUTEY			6	100%	6
TMH PHYSICIAN PARTNERS - MONTICELLO		6			6
ALACHUA COUNTY HEALTH DEPARTMENT			6	100%	6
MIDMICHIGAN MEDICAL CENTER			6	100%	6
BAY CARE			6	100%	6
LAWTON CHILES HEALTH CENTER		1	5	83%	6
CAPITAL HEALTH PLAN LABORATORIES			6	100%	6
DOH-TAMPA BRANCH LABORATORY (MLK BLVD)		3	3	50%	6
LABCORP NEW PORT RICHEY			6	100%	6
WALGREENS #007354		5	1	17%	6
LAB UNKNOW		6			6
LABCORP DIAGNOSTICS-MIAMI		2	4	67%	6
BLOUNT MEMORIAL HOSPITAL		6			6
PHELPS HOSPITAL LABORATORY		6			6
DOH - INDIAN RIVER		5	1	17%	6
DOCTORS URGENT CARE			6	100%	6
BAPTIST MEDICAL CENTER EAST		4	2	33%	6
UM MILLER SCHOOL OF MEDICINE			6	100%	6
ADVENTHEALTH CENTRA CARE - SAND LAKE			6	100%	6
ECOLAB GROUP		2	4	67%	6
FLORIDA WOMAN CARE LABORATORY			6	100%	6
STATEN ISLAND UNIVERSITY HOSPITAL		5			5
UPMC HEALTH SYSTEM		4	1	20%	5
WALGREENS NO 09204		5			5
MEDRITE		1	4	80%	5
PRECISION LABS LLC		2	3	60%	5
MONTEFIORE ST LUKE'S CORNWALL HOSPITAL		4	1	20%	5
MANATEE PEDIATRICS			5	100%	5
MIAMI BEACH HEALTH CENTER			5	100%	5
JERSEY SHORE MEDICAL CENTER		5			5
ISLAND URGENT CARE PLLC		5			5
COMMUNITY HEALTH OF SOUTH FLORIDA			5	100%	5
CVS PHARMACY INC DBA CVS PHARMACY #10227		5			5
PEDIATRICS IN BREVARD PA			5	100%	5
SIMED LABORATORY		1	4	80%	5
XRL SXF REF LAB		5			5
LABCORP - ORLANDO		1	4	80%	5
ETHOS LABORATORIES		5			5
FELICIDAD MEDICAL CENTER			5	100%	5
ERIC C MARSHAL MD, PC DBA MINUTECLINIC		5			5
MINUTECLINIC DIAGNOSTIC OF TEXAS, LLC		5			5
EMERGENCY MEDICAL CENTER			5	100%	5
CARENOW URGENT CARE			5	100%	5
UAB DIV OF INFECTIOUS DISEASES LAB		5			5

COVID-19: testing by laboratory

Data through Oct 7, 2020 verified as of Oct 8, 2020 at 09:25 AM

Data in this report are provisional and subject to change.

The numbers in the table below represent the number of Florida and non-Florida residents for whom test results were received by the Department of Health. A person can be tested by more than one laboratory and can have both positive and negative results. **Therefore, the sum of the numbers in each column will be larger than the total number of people tested.**

Reporting lab	Inconclusive	Negative	Positive	Percent positive	Total
PEDIATRIC CARE CENTER- JACKSONVILLE BEACH		1	4	80%	5
LINCOLN MEDICAL AND MENTAL HEALTH CENTER		5			5
GLEN COVE HOSPITAL		5			5
STATEN ISLAND UNIVERSITY HOSPITAL SEGUINE AVE		5			5
THOMAS JEFFERSON UNIVERSITY HOSPITAL		4	1	20%	5
WOODHULL MEDICAL AND MENTAL HEALTH CTR		5			5
WADSWORTH CENTER - DAVID AXELROD INSTITUTE		5			5
CHILDREN'S HOSPITAL OF PHILADELPHIA		5			5
OMNICARE PHARMACY OFTEXAS 1, LP DBA OMNICARE		5			5
ARCPOINT LABS		3	2	40%	5
UNKNOWN LAB			5	100%	5
NORTHWESTERN MEMORIAL HOSPITAL			5	100%	5
THE VILLAGES CLINICAL LAB		4	1	20%	5
NORTH FLORIDA PEDIATRICS JASPER			5	100%	5
DARDEN WELLNESS CENTER		5			5
CVS SC2297110CV CHARLSTON		5			5
WEST PACIFIC MEDICAL LABORATORY			5	100%	5
ST VINCENT'S CHILTON		4	1	20%	5
QUEST DIAGNOSTICS- MELBOURNE			5	100%	5
VRL EUROFINIS		3	2	40%	5
CVS/PHARMACY #17637		5			5
NEW YORK STATE ELR - VA NEW YORK HARBOR HEALTHCARE SYSTEM		5			5
BROWARD COUNTY HEALTH DEPT.			5	100%	5
ADVENTHEALTH CARROLLWOOD			5	100%	5
NEW YORK STATE ELR - SAMARITAN HOSPITAL LABORATORY		5			5
WALGREENS #04834		5			5
ST ANTHONY NORTH			5	100%	5
NEW YORK STATE ELR - ELLIS HOSPITAL LABORATORY		5			5
BIOTECH			5	100%	5
DMH STEINHATCHEE FAMILY MEDICINE		3	2	40%	5
HARMONY CLINIC		1	4	80%	5
ST CHARLES HOSPITAL LABORATORY		5			5
JFK MEDICAL CENTER NORTH LAB			5	100%	5
WOODLANDS MEDICAL SPECIALISTS		3	2	40%	5
FRANCES WARDE MEDICAL LABORATORY		2	3	60%	5
DOCTOR'S IN-HOUSE LAB/COMMUNITY HEALTH CENTERS OF PINELLAS -PINELLAS P			5	100%	5
CVS LA2297224CV NEW ORLEANS		5			5
PATHGROUP LABS, LLC		4	1	20%	5
PEDIATRIC HEALTH CARE ALLIANCE			5	100%	5
LUXOR SCIENTIFIC LLC			5	100%	5
ROBERT WOOD JOHNSON HOSPITAL		4	1	20%	5
AEL KNOXVILLE			5	100%	5
NEW YORK STATE ELR - NEW YORK METHODIST HOSPITAL		5			5
GRACE REHABILITATION CENTER OF VERO BEACH		4	1	20%	5
GRACE PEDIATRICS			5	100%	5
MIAMI CANCER INSTITUTE			4	100%	4
COVENIENT CARE MEDICAL CLINIC			4	100%	4

COVID-19: testing by laboratory

Data through Oct 7, 2020 verified as of Oct 8, 2020 at 09:25 AM

Data in this report are provisional and subject to change.

The numbers in the table below represent the number of Florida and non-Florida residents for whom test results were received by the Department of Health. A person can be tested by more than one laboratory and can have both positive and negative results. **Therefore, the sum of the numbers in each column will be larger than the total number of people tested.**

Reporting lab	Inconclusive	Negative	Positive	Percent positive	Total
OKLAHOMA STATE UNIVERSITY DIAGNOSTIC LAB			4	100%	4
AMERICAN FAMILY MEDICAL		4			4
COOPER HOSPITAL/UNIVERSITY MEDICAL		4			4
TELEVISIT MALABAR PEDIATRICS			4	100%	4
QUEST DIAGNOSTICS INCORPORATED		1	3	75%	4
NEW HAMPSHIRE DEPARTMENT OF HEALTH AND HUMAN SERVICES		3	1	25%	4
NORTHERN WESTCHESTER HOSPITAL LABORATORY		3	1	25%	4
ABBOTT NORTHWESTERN HOSPITAL LAB		1	3	75%	4
AARK LABORATORY		4			4
UNIVERSITY OF CHICAGO MEDICAL CENTER LAB			4	100%	4
MINUTECLINIC, LLC #08366		3	1	25%	4
NEW YORK STATE ELR - ORANGE REGIONAL MEDICAL CENTER LABORATORY		4			4
COLLIER COUNTY HEALTH DEPT.		2	2	50%	4
NAPHCARE, INC.			4	100%	4
NEW YORK STATE ELR - COLUMBIA MEMORIAL HOSPITAL LABORATORY		4			4
METHODIST MEDICAL CENTER		3	1	25%	4
MINUTECLINIC #4029		4			4
MD ANDERSON			4	100%	4
PATHLINE			4	100%	4
NEW YORK STATE ELR - MONTEFIORE MEDICAL CENTER LABORATORIES NORTH		4			4
Northwell Lab			4	100%	4
MEDICAL CENTER AT OCEAN REEF		1	3	75%	4
LIFE CARE CENTER OF JACKSONVILLE			4	100%	4
ISLAND COAST PEDIATRICS		4			4
PARAMOUNT WALK-IN CLINIC		1	3	75%	4
AFTER HOURS PEDIATRICS			4	100%	4
ILLINOIS DEPT OF PUBLIC HEALTH LAB - SPRINGFIELD			4	100%	4
TANNER MEDICAL CENTER EAST AL		4			4
ADVENTHEALTH MEDICAL GROUP INTERNAL MEDICINE AT WINTER HAVEN		1	3	75%	4
INTERMARKET FACILITY			4	100%	4
SANFORD MOBILE LAB PGA TOUR		4			4
CAREWELL 202			4	100%	4
CELAL GUROL ERBAY, MD			4	100%	4
EISENHOWER ARMY MEDICAL CENTER			4	100%	4
NORTHERN DUTCHESS HOSPITAL LABORATORY		4			4
SONORA QUEST LABORATORIES			4	100%	4
DTR LABS		3	1	25%	4
RIVERVIEW REGIONAL MEDICAL CENTER		4			4
LIFE CARE OF PORT SAINT LUCIE		1	3	75%	4
NEW YORK STATE ELR - INSTITUTE OF PATHOLOGY KINGS COUNTY		4			4
INFECTION CONTROL/ EMPHEALTH		3	1	25%	4
AMMON ANALYTICAL LABORATORIES		4			4
GEORGE SAFRAN MD PC		4			4
CARENOW URGENT CARE - LAKE MARY			4	100%	4
WALGREENS #11293		4			4
ADVANCED DIAGNOSTIC LABORATORY			4	100%	4
NEW YORK STATE ELR - GLENS FALLS HOSPITAL DEPARTMENT OF PATHOLOGY		4			4

COVID-19: testing by laboratory

Data through Oct 7, 2020 verified as of Oct 8, 2020 at 09:25 AM

Data in this report are provisional and subject to change.

The numbers in the table below represent the number of Florida and non-Florida residents for whom test results were received by the Department of Health. A person can be tested by more than one laboratory and can have both positive and negative results. **Therefore, the sum of the numbers in each column will be larger than the total number of people tested.**

Reporting lab	Inconclusive	Negative	Positive	Percent positive	Total
EXPRESS TESTING-ONE			4	100%	4
IU HEALTH PATHOLOGY			4	100%	4
FINLAY		1	3	75%	4
CVS PHARMACY, INC DBA CVS/PHARMACY #10581		4			4
BAYCARE OUTREACH LABORATORY HOSPITAL			4	100%	4
SOUTHEASTERN REGIONAL MEDICAL CENTER			4	100%	4
EGL GENETICS DIAGNOSTICS			4	100%	4
LABCORP PHOENIX		2	2	50%	4
FORT SANDERS REGIONAL LABORATORY		4			4
WALGREENS #09353		4			4
FISHERMEN'S HOSPITAL			4	100%	4
STUART REHABILITATION AND HEALTHCARE			4	100%	4
WINTER PARK CARE AND REHABILITATION			4	100%	4
FAMILY HEALTH CENTERS OF SWF LABS		1	3	75%	4
FLORIDA HOSPITAL ALTAMONTE		2	2	50%	4
GUTHRIE MEDICAL GROUP LABORATORIES		4			4
NEW YORK STATE ELR - NEW YORK PRESBYTERIAN-LOWER MANHATTAN		4			4
PENNSYLVANIA DEPARTMENT OF HEALTH BUREAU OF LABORATORIES			4	100%	4
BIO-TECH CLINICAL LABORATORIES			4	100%	4
NORTHPORT MEDICAL CENTER LAB		4			4
PEDIATRICS OF ALTAMONTE		4			4
PRECISION DIAGNOSTICS INC - NJ		4			4
SANFORD SOUTH UNIVERSITY		4			4
PRIMECARE OF DOTHAN-DALEVILLE CLINIC		4			4
NOVANT HEALTH INPATIENT CARE			4	100%	4
MEDLOGIC, LLC		1	3	75%	4
UCLA HEALTHCARE CLINICAL LABS			4	100%	4
VA GULF COAST VETERANS HEALTH CARE SYSTEM			4	100%	4
DELTONA HEALTH CARE			4	100%	4
PENN MEDICINE PRINCETON MEDICAL CENTER		4			4
BAPTIST HEALTH			4	100%	4
UAH STUDENT HEALTH CENTER		4			4
ST JOSEPH WOMENS HOSPITAL			4	100%	4
UAB		3	1	25%	4
METROPOLITAN HOSPITAL CENTER		4			4
WALGREENS #17132		4			4
GENUS DIAGNOSTICS			4	100%	4
YOUR FAMILY WALK-IN CLINIC			4	100%	4
QUEST DIAGNOSTIC INC TECHNICAL			4	100%	4
CARE FAST MURABELLA		2	2	50%	4
GENETIC TECHNOLOGICAL INNOVATIONS			4	100%	4
WALGREEN		2	2	50%	4
LABCORP-CRYSTAL RIVER		1	3	75%	4
CENTRAL FLORIDA HEALTH CARE INC			4	100%	4
DOCTOR'S IN-HOUSE LAB/COMMUNITY HEALTH CENTERS OF PINELLAS - CLEARWATE			4	100%	4
COUNTY OF LOS ANGELES			4	100%	4
MISSOURI DEPARTMENT OF HEALTH AND SENIOR SERVICES			4	100%	4

COVID-19: testing by laboratory

Data through Oct 7, 2020 verified as of Oct 8, 2020 at 09:25 AM

Data in this report are provisional and subject to change.

The numbers in the table below represent the number of Florida and non-Florida residents for whom test results were received by the Department of Health. A person can be tested by more than one laboratory and can have both positive and negative results. **Therefore, the sum of the numbers in each column will be larger than the total number of people tested.**

Reporting lab	Inconclusive	Negative	Positive	Percent positive	Total
SONIC REFERENCE LABORATORY			4	100%	4
DAVITA LABORATORY		4			4
TA LABCORP TAMPA			4	100%	4
MOLECULAR PATHOLOGY LABORATORY			4	100%	4
CAPE COD HOSPITAL			4	100%	4
CVS PHARMACY NO 10613		3	1	25%	4
THE CLINIC PREMISE HEALTH			4	100%	4
SOUTHWESTERN REGIONAL MEDICAL CENTER - TULSA		4			4
PARROTT MEDICAL CLINIC			4	100%	4
WALGREENS #06861		4			4
INTERNAL MEDICINE SPECIALISTS			4	100%	4
IRL MARKET LAB			4	100%	4
CSL PLASMA			3	100%	3
DYNACARE LABORATORIES			3	100%	3
BAYCARE MEDICAL GROUP			3	100%	3
LABCORP - DAYTONA BEACH			3	100%	3
UNKNOWN - MI		2	1	33%	3
CONSOLIDATED LABORATORY SERVICES			3	100%	3
MARYLAND STATE DEPT OF HEALTH	2		1	33%	3
THE CLINIC OF PEDIATRICS & GI MEDICINE, INC			3	100%	3
DEACONESS HOSPITAL			3	100%	3
VA OUTPATIENT			3	100%	3
MAGNOLIA PEDIATRICS			3	100%	3
IOWA DEPARTMENT OF PUBLIC HEALTH			3	100%	3
BAPTIST ER TOWN CTR			3	100%	3
VILLAGES REGIONAL HOSPITAL FREESTANDING			3	100%	3
JACKSONVILLE KIDS PEDIATRICS, PLLC		3			3
UNIVERSITY OF WASHINGTON MEDICAL CENTER			3	100%	3
HENNEPIN COUNTY MEDICAL CENTER (HCMC)			3	100%	3
MINUTECLINIC DIAGNOSTIC OF KANSAS, PA #8543		3			3
VIRGINIA DIVISION OF CONSOLIDATED LABORATORIES			3	100%	3
NORTH PINELLAS CHILDRENS MEDICAL CENTER			3	100%	3
MINUTECLINIC DIAGNOSTIC OF TEXAS		3			3
VISITING PHYSICIANS ASSOCIATIONS		3			3
DEPARTMENT OF PATHOLOGY ROME MEMORIAL		3			3
WAKEMED		1	2	67%	3
WALGREENS #19348		3			3
QUEENS HOSPITAL CENTER		3			3
WALGREENS #10775		3			3
JOHNS HOPKINS MEDICAL LABORATORIES		1	2	67%	3
JACKSON SOUTH COMMUNITY HOSPITAL LAB			3	100%	3
NORTH NAPLES HOSPITAL RESPIRATORY THERAPY DEPARTMENT			3	100%	3
TEXAS DEPARTMENT OF STATE HEALTH SERVICES		1	2	67%	3
VIRACOR		2	1	33%	3
TITUSVILLE FAMILY PRACTICE			3	100%	3
EAST BANK HOSPITAL - UNIVERSITY OF MINNESOTA MEDICAL CENTER			3	100%	3
WESLEY CHAPEL INTERNAL MEDICINE AND PEDIATRICS			3	100%	3

COVID-19: testing by laboratory

Data through Oct 7, 2020 verified as of Oct 8, 2020 at 09:25 AM

Data in this report are provisional and subject to change.

The numbers in the table below represent the number of Florida and non-Florida residents for whom test results were received by the Department of Health. A person can be tested by more than one laboratory and can have both positive and negative results. **Therefore, the sum of the numbers in each column will be larger than the total number of people tested.**

Reporting lab	Inconclusive	Negative	Positive	Percent positive	Total
ALLIANCE LABS @LRMC			3	100%	3
NEW YORK STATE ELR - FLUSHING HOSPITAL MEDICAL CENTER		2	1	33%	3
ENGLEWOOD HOSPITAL AND MEDICAL CENTER			3	100%	3
KETTERING HEALTH			3	100%	3
BAY CARE LAB SERVICES/ST. ANTHONY'S HOSPITAL			3	100%	3
LAHEY CLINIC MEDICAL CENTER			3	100%	3
PRISMA HEALTH MIDLANDS			3	100%	3
FAMILY AND INTERNAL MEDICINE AT AVALON PARK		3			3
CAPTAIN JAMES A. LOVELL FEDERAL HEALTHCARE CENTER			3	100%	3
WALGREENS #5317		3			3
PALM BEACH COUNTY HEALTH DEPARTMENT LABORATORY			3	100%	3
PATIENT FIRST - ALLENTOWN			3	100%	3
PATIENTS FIRST LAKE ELLA MEDICAL CENTER		3			3
EPIPHANY HEALTH		1	2	67%	3
CALHOUN LIBERTY HOSPITAL			3	100%	3
KEY WEST URGENT CARE, INC		3			3
INDIANA STATE DEPARTMENT OF HEALTH		1	2	67%	3
KEY WEST HEALTH AND REHAB			3	100%	3
WIREGRASS CLINIC LLC		2	1	33%	3
THOMAS LANGLEY			3	100%	3
THE UNIVERSITY OF VERMONT MEDICAL CENTER		3			3
THE TERRACE OF KISSIMMEE			3	100%	3
LABCORP - LEESBURG			3	100%	3
BEEBE MEDICAL CENTER LABORATORY		3			3
SSM HEALTH ST LOUIS MICROBIOLOGY LABORATORY		1	2	67%	3
FLORIDA CLINICAL LABORATORY - BIOREFERENCE LABORATORIES		2	1	33%	3
HARBOUR ISLAND PEDIATRICS			3	100%	3
PENSACOLA PEDIATRICS - PACE		2	1	33%	3
PHYSICIANS REGIONAL CLINIC		3			3
OMNICARE PHARMACY OF TEXAS 1		3			3
NORTH SHORE HOSP. INFECTION CONTROL			3	100%	3
CPL LABS			3	100%	3
NEW YORK STATE ELR - ERIE COUNTY PUBLIC HEALTH CLINICAL		3			3
NEW YORK STATE ELR - CHAMPLAIN VALLEY PHYSICIANS HOSPITAL		3			3
QUATRACOR PLLC		3			3
DELTON HEALTH CARE			3	100%	3
TUKA PEDIATRICS			3	100%	3
MAYO		1	2	67%	3
FLORIDA HOSPITAL LAKE MARY		3			3
TIMBER RIDGE LABORATORY			3	100%	3
MEDICAL CENTER ENTERPRISE			3	100%	3
ECLRS		1	2	67%	3
VIDANT MEDICAL CENTER			3	100%	3
NORTHERN LIGHT LABORATORY		1	2	67%	3
FHCP-PORT ORANGE			3	100%	3
QUEST DIAGNOSTICS INC		3			3
CONSULATE HEATH CARE AT WEST ALTAMONTE			3	100%	3

COVID-19: testing by laboratory

Data through Oct 7, 2020 verified as of Oct 8, 2020 at 09:25 AM

Data in this report are provisional and subject to change.

The numbers in the table below represent the number of Florida and non-Florida residents for whom test results were received by the Department of Health. A person can be tested by more than one laboratory and can have both positive and negative results. **Therefore, the sum of the numbers in each column will be larger than the total number of people tested.**

Reporting lab	Inconclusive	Negative	Positive	Percent positive	Total
OHIO STATE UNIVERSITY MEDICAL CENTER			3	100%	3
W. FRANK WELLS NURSING HOME			3	100%	3
ILLINOIS DEPARTMENT OF PUBLIC HEALTH			3	100%	3
SIGNATURE CARE PFLUGERVILLE			3	100%	3
FLORIDA DEPARTMENT OF HEALTH IN MIAMI DADE COUNTY		2	1	33%	3
GENEVA GENERAL HOSPITAL LABORATORY		3			3
SHARP MEMORIAL HOSPITAL MICROBIOLOGY DEPT			3	100%	3
HEALTH FIRST IBM-UX			3	100%	3
MONTEFIORE NYACK HOSPITAL AFFILIATED LABORATORY		3			3
ASCENSION SACRED HEART BAY LABORATORY			3	100%	3
AMERICAN FAMILY CARE- ORANGE BEACH			3	100%	3
SOFTLAB			3	100%	3
BARONESS ERLANGER HOSPITAL		3			3
MONROE COUNTY HOSPITAL		2	1	33%	3
SCIENTIFIC LABORATORY DIVISION			3	100%	3
DACH MAIN LAB			3	100%	3
PALMS OF SEBRING			3	100%	3
UNC HOSPITAL/MCLENDON CLINICAL LABORATORIES			3	100%	3
NORTH BROWARD HOSPITAL DISTRICT HEALTHCARE FOR THE HOMELESS			3	100%	3
PRACTICE MANAGEMENT OF AMERICA, INC.			3	100%	3
PROHEALTH CARE ASSOCIATES MOBILE		2	1	33%	3
MARY IMOGENE BASSETT HOSPITAL COOPERSTOWN		3			3
MADWAR		2	1	33%	3
MARSHALL MEDICAL CENTER SOUTH LAB		2	1	33%	3
MADISON COUNTY MEMORIAL HOSP		2	1	33%	3
ADVENTHEALTH CENTRA CARE - KID'S CARE			3	100%	3
LABCORP - PALM BEACH GARDENS			3	100%	3
CENTRA CARE DR. PHILLIPS			3	100%	3
MEMORIAL HEALTH CARE SYSTEMS			3	100%	3
MONTANA PUBLIC HEALTH LAB			3	100%	3
WILLIAM A HINTON STATE LABORATORY INSTITUTE		1	2	67%	3
JACKSON CLINIC PA,THE			3	100%	3
MIAMI BEACH COMM HLT CTR - NORTH			3	100%	3
MADISON HEALTH AND REHAB			3	100%	3
JOE DIMAGGIO CHILDREN'S HOSPITAL		1	2	67%	3
MERCY HEALTH—MUSKEGON		3			3
ACCESS HEALTH CARE		2	1	33%	3
ALABAMA DEPARTMENT OF PUBLIC HEALTH		1	2	67%	3
SOUTHEASTERN LABORATORY			3	100%	3
LAKE PORT SQUARE			3	100%	3
SHORE ACRES CARE CENTER			3	100%	3
FAMILY MEDICINE AT WATERMAN		3			3
NOT INDICATED		1	2	67%	3
SUNRISE DIAGNOSTIC LABORATORY			3	100%	3
QUEST ELR		2	1	33%	3
ST LUKES HOSPITAL LABORATORY		2	1	33%	3
PALMS WEST HOSPITAL			3	100%	3

COVID-19: testing by laboratory

Data through Oct 7, 2020 verified as of Oct 8, 2020 at 09:25 AM

Data in this report are provisional and subject to change.

The numbers in the table below represent the number of Florida and non-Florida residents for whom test results were received by the Department of Health. A person can be tested by more than one laboratory and can have both positive and negative results. **Therefore, the sum of the numbers in each column will be larger than the total number of people tested.**

Reporting lab	Inconclusive	Negative	Positive	Percent positive	Total
MINUTECLINIC DIAGNOSTIC OF VIRGINIA, LLC #10454		3			3
MPG JACKSONVILLE ATLANTIC BLVD		1	2	67%	3
WALGREENS #06428		3			3
FLORIDA HEALTH CARE			3	100%	3
SENTARA NORFOLK GENERAL HOSPITAL CENTRAL LAB			3	100%	3
MONTANA DEPARTMENT OF PUBLIC HEALTH & HUMAN SERVICES			3	100%	3
WEST			3	100%	3
MEDICAL CENTER LABORATORY			2	100%	2
ARNOLD PALMER HOSPITAL LABORATORY			2	100%	2
ADVENTHEALTH CARE CENTER WATERMAN			2	100%	2
SOUTHEASTERN PEDIATRIC ASSOCIATES			2	100%	2
MAKO MEDICAL			2	100%	2
CORTLAND REGIONAL MEDICAL CENTER		2			2
COMMONWEALTH OF MASSACHUSETTS			2	100%	2
MED PLUS FLORENCE		2			2
MARSHFIELD LABORATORIES			2	100%	2
CELERION			2	100%	2
SIGNATURE CARE MONTROSE		1	1	50%	2
BAPTIST HEALTH MEDICAL CENTER			2	100%	2
AZALEA HEALTH		1	1	50%	2
LEESBURG REGIONAL MEDICAL CENTER		1	1	50%	2
ALLIANCE FOR MULTISPECIALTY RESEARCH		2			2
ADVENTHEALTH CENTRA CARE - SOUTH ORANGE		1	1	50%	2
WALGREENS #04417		2			2
ALTRU DIAGNOSTICS INC			2	100%	2
CARROLL GARDENS URGENT CARE		2			2
WALGREENS #4705		2			2
TRICORE REFERENCE LABORATORY		1	1	50%	2
LOWELL GENERAL HOSPITAL			2	100%	2
TREASURE COAST MEDICAL ASSOCIATES			2	100%	2
RIVER GARDEN HEBREW HOME FOR THE AGED		1	1	50%	2
SPRING HILL REGIONAL HOSPITAL			2	100%	2
SCIENTIA DIAGNOSTICS			2	100%	2
WALGREENS #03136		2			2
VA HOSPITAL			2	100%	2
LONG ISLAND JEWISH FOREST HILLS HOSPITAL		2			2
WALGREENS # 05818		2			2
WALGREENS #02798		2			2
UNIVERSITY OF KANSAS MEDICAL CENTER			2	100%	2
WALGREEN EASTERN CO, INC		2			2
WYOMING COUNTY COMMUNITY HOSPITAL LABORATORY		2			2
NEW YORK STATE ELR - AUBURN COMMUNITY HOSPITAL		2			2
CITRUS PARK			2	100%	2
CARL R DARNALL ARMY MEDICAL CENTER			2	100%	2
BLISS HEALTHCARE SERVICES			2	100%	2
BOCA VIPEDIATRICS			2	100%	2
CAREWELL URGENT CARE			2	100%	2

COVID-19: testing by laboratory

Data through Oct 7, 2020 verified as of Oct 8, 2020 at 09:25 AM

Data in this report are provisional and subject to change.

The numbers in the table below represent the number of Florida and non-Florida residents for whom test results were received by the Department of Health. A person can be tested by more than one laboratory and can have both positive and negative results. **Therefore, the sum of the numbers in each column will be larger than the total number of people tested.**

Reporting lab	Inconclusive	Negative	Positive	Percent positive	Total
MINUTECLINIC DIAGNOSTIC OF PA LLC		2			2
YORK HOSPITAL - LABORATORY			2	100%	2
UC CORAL GABLES			2	100%	2
Cleveland Clinic Weston			2	100%	2
CGH MEDICAL CENTER			2	100%	2
ADVANCED URGENT CARE LLC			2	100%	2
ADVANCED URGENT CARE CENTER OF THE UPPER KEYS			2	100%	2
NATURE COAST REGIONAL MEDICAL CENTER			2	100%	2
VETERANS OUTPATIENT CLINIC			2	100%	2
STEWART ST ELIZABETH MEDICAL CENTER			2	100%	2
ACL LABORATORIES INDUSTRIAL TOXICOLOGY			2	100%	2
NEW YORK STATE DEPARTMENT OF HEALTH		1	1	50%	2
BIOHEALTH MEDICAL LAB INC			2	100%	2
PIEDMONT HOSPITAL LAB			2	100%	2
UNIVERSITY LAB			2	100%	2
UT MEMPHIS UNIVERSITY HEALTH SERVICES			2	100%	2
NEBRASKA MEDICAL CENTER			2	100%	2
WHOLE CHILD PEDIATRICS			2	100%	2
ALVERNO CLINICAL LABORATORIES			2	100%	2
WALGREENS #07388		2			2
AMERICAN MEDICAL LABORATORIES			2	100%	2
TUFTS MEDICAL CENTER			2	100%	2
PHYSICIANS LABORATORY SERVICES			2	100%	2
BFT LAB			2	100%	2
ADVANCED MEDICAL CARE			2	100%	2
PHYSICIANS IMMEDIATE CARE AURORA			2	100%	2
CLERMONT ADVENTHEALTH CENTRA CARE			2	100%	2
BIRMINGHAM VAMC		1	1	50%	2
BAYLOR ESOTERIC AND MOLECULAR LAB			2	100%	2
WALGREENS # 03852		2			2
MID FLORIDA CLINICAL LABORATORY		1	1	50%	2
PINELLAS PARK HEALTH CENTER - PINELLAS CHD			2	100%	2
CARE 365			2	100%	2
TREASURE COAST COMMUNITY HEALTH			2	100%	2
CERTIVIA LABORATORIES			2	100%	2
PALOS COMMUNITY HOSPITAL LABORATORY			2	100%	2
SPRINGS MEDICAL LAB		1	1	50%	2
PIONEER CLINICAL LAB, LLC		2			2
THE MINIER URGENT CARE		1	1	50%	2
NOT GIVEN		1	1	50%	2
NEW YORK STATE ELR - CENTREX CLINICAL LABS INC		2			2
FLORIDA KEYS PED & ADOLES CTR			2	100%	2
PUBLIC HEALTH LABORATORY	1		1	50%	2
MOUNT SINAI HOSPITAL LABORATORY		1	1	50%	2
LAKESIDE OAKS			2	100%	2
LAKWOOD RANCH ER 24/7			2	100%	2
SYLVAN NURSING			2	100%	2

COVID-19: testing by laboratory

Data through Oct 7, 2020 verified as of Oct 8, 2020 at 09:25 AM

Data in this report are provisional and subject to change.

The numbers in the table below represent the number of Florida and non-Florida residents for whom test results were received by the Department of Health. A person can be tested by more than one laboratory and can have both positive and negative results. **Therefore, the sum of the numbers in each column will be larger than the total number of people tested.**

Reporting lab	Inconclusive	Negative	Positive	Percent positive	Total
LABORATORY CORPORATION OF AMERICA		1	1	50%	2
IN & OUT URGENT CARE METAIRIE			2	100%	2
FIRST CARE - MIDDLESBORO			2	100%	2
ST. JOSEPH REGIONAL MEDICAL CENTER			2	100%	2
SUNCOAST BLOOD BANK			2	100%	2
MADISON COUNTY HEALTH DEPARTMENT		2			2
MAILBOX DIAGNOSTICS		1	1	50%	2
NATIONWIDE LABORATORY SERVICES		1	1	50%	2
SHANDS AT LAKE SHORE LAB			2	100%	2
LEXINGTON MEDICAL CENTER			2	100%	2
SUMNER REGIONAL MEDICAL CENTER		2			2
CONEMAUGH MEMORIAL MEDICAL CENTER		2			2
GEORGIA DEPARTMENT OF PUBLIC HEALTH			2	100%	2
LAB CORP PHOENIX			2	100%	2
JOHN D. ARCHBOLD MEM. HOSPITAL			2	100%	2
RUSH UNIVERSITY MEDICAL CENTER LABORATORY			2	100%	2
GREENVILLE MEMORIAL HOSPITAL LAB			2	100%	2
RAINY LAKE MEDICAL CENTER			2	100%	2
OHIO DEPARTMENT OF HEALTH LABORATORY		2			2
MID-HUDSON VALLEY DIVISION OF WESTCHESTER MEDICAL		2			2
NOVANT HEALTH PRESBYTERIAN		1	1	50%	2
MINUTECLINIC DIAGNOSTIC OF PENNSYLVANIA, LLD #1545		2			2
NATIONAL JEWISH HEALTH			2	100%	2
COMPUNET CLINICAL LAB			2	100%	2
SCHOOL OF PHARMACY AND PHARMACEUTICAL		2			2
PALM CITY NURSING AND REHAB CENTER			2	100%	2
ORANGE COUNTY HEALTH DEPT			2	100%	2
ORCHID COVE			2	100%	2
TAMPA		1	1	50%	2
OSWEGO HOSPITAL LABORATORY		2			2
OMNI			2	100%	2
UK HEALTHCARE			2	100%	2
ROANE MEDICAL CENTER		1	1	50%	2
PRORENATA LABS			2	100%	2
CROSSROADS			2	100%	2
MUNSON MEDICAL CENTER			2	100%	2
RAPID CITY RUGENT CARE			2	100%	2
NEW YORK STATE ELR - MERCY MEDICAL CENTER		2			2
RAINBOW PEDIATRICS			2	100%	2
NLC LABS			2	100%	2
PREMIER MEDICAL LABORATORY			2	100%	2
RHEA MEDICAL CENTER		2			2
NORTH DAKOTA DEPT OF HEALTH MICROBIOLOGY			2	100%	2
ADVENTHEALTH FAMILY MEDICINE AT TUSKAWILLA		2			2
ORANGE COUNTY HEALTH DEPARTMENT		1	1	50%	2
RJ LEE GROUP		2			2
APOLLO SURGERY CENTER			2	100%	2

COVID-19: testing by laboratory

Data through Oct 7, 2020 verified as of Oct 8, 2020 at 09:25 AM

Data in this report are provisional and subject to change.

The numbers in the table below represent the number of Florida and non-Florida residents for whom test results were received by the Department of Health. A person can be tested by more than one laboratory and can have both positive and negative results. **Therefore, the sum of the numbers in each column will be larger than the total number of people tested.**

Reporting lab	Inconclusive	Negative	Positive	Percent positive	Total
NORTHWELL HEALTH			2	100%	2
NEW YORK STATE ELR - MONTEFIORE MEDICAL CENTER LABORATORIES - WEILER		1	1	50%	2
ADVENTHEALTH CENTRA CARE- SANDLAKE		2			2
GALEN BAYLOR EXTENSION		2			2
FAST TRACK URGENT CARE CENTER - DOWNTOWN			2	100%	2
ATLANTIC CONSOLIDATED LABORATORY		2			2
ST JOSEPHS CHILDRENS HOSPITAL OUTREACH			2	100%	2
FLORIDA MEDICAL SPECIALISTS		2			2
JOHNSON CITY MEDICAL CENTER		1	1	50%	2
LABCORP - JACKSONVILLE			2	100%	2
LAKEVIEW HEALTH SYSTEMS			2	100%	2
GROVES CENTER			2	100%	2
TEXAS MEDCLINIC			2	100%	2
MEMORIAL HERMANN CONSOLIDATED LABORATORY SERVICES			2	100%	2
MEDSTAR HARBOR HOSPITAL			2	100%	2
SJH			2	100%	2
MINUTECLINIC DIAGNOSTIC		1	1	50%	2
MINUTE CLINIC, LLC DBA MINUTECLINIC #4505		2			2
FLORIDA CANCER SPECIALISTS AND RESEARCH			2	100%	2
ISLAND COAST PEDIATRICS IN-HOUSE LAB		2			2
FEDERAL CORRECTIONAL INSTITUTION MARIANNA			2	100%	2
ESOTERIX GENETIC LABORATORIES		2			2
ESTATES MEDICAL CENTER		2			2
MEDRITE URGENT CARE			2	100%	2
JRS LABORATORY			2	100%	2
LABCORP - OHIO			2	100%	2
COASTAL MEDICAL LAB			2	100%	2
PRECISION DIAGNOSTIC INC		2			2
HEALTH NETWORK LABORATORIES		1	1	50%	2
UNIVERSITY OF AL STUDENT HEALTH CENTER			2	100%	2
HOME ACCESS HEALTH			2	100%	2
INTERNAL MEDICINE ASSOCIATES-DUNELLON			2	100%	2
IN AND OUT URGENT CARE			2	100%	2
VIGILINT HEALTHCARE		1	1	50%	2
FLORIDA CLINICAL LABORATORY INC			2	100%	2
MEMORIAL SLOAN KETTERING CANCER CENTER		1	1	50%	2
GENETIC ASSAYS INC			2	100%	2
GANDY CROSSING CARE CENTER			2	100%	2
EMORY UNIVERSITY HOSPITAL			2	100%	2
WALGREENS #02862		2			2
PEACEHEALTH LABORATORIES		1	1	50%	2
UF HEALTH FAMILY MEDICINE-KERNAN SQUARE			2	100%	2
VILLA HEALTH & REHAB			2	100%	2
GEISINGER MEDICAL CENTER		2			2
CUMBERLAND MEDICAL CENTER INC		2			2
UNIVERSITY OF MARYLAND MEDICAL CENTER			2	100%	2
ST LUKES HOSPITAL			2	100%	2

COVID-19: testing by laboratory

Data through Oct 7, 2020 verified as of Oct 8, 2020 at 09:25 AM

Data in this report are provisional and subject to change.

The numbers in the table below represent the number of Florida and non-Florida residents for whom test results were received by the Department of Health. A person can be tested by more than one laboratory and can have both positive and negative results. **Therefore, the sum of the numbers in each column will be larger than the total number of people tested.**

Reporting lab	Inconclusive	Negative	Positive	Percent positive	Total
SPECIALTY LABORATORIES			2	100%	2
DEKALB MEDICAL CENTER LABORATORY			2	100%	2
TMH EC NORTHEAST LABORATORY			2	100%	2
SANFORD REGIONAL HOSPITAL WORTHINGTON		2			2
DAIRY ROAD URGENT CARE			2	100%	2
ABSOLUTE HEALTH INTERNAL MED & PEDIATRICS		2			2
VERMONT DEPARTMENT OF HEALTH LABORATORY		1	1	50%	2
MEDLABS DIAGNOSTICS		2			2
UT PATH			2	100%	2
UT SOUTHWESTERN MEDICAL CENTER			2	100%	2
PINELLAS POINT NURSING AND REHAB			2	100%	2
FLORIDA MEDICAL CLINIC PA		2			2
SOUTHERN OCEAN MEDICAL CENTER		2			2
SPARROW CENTRAL LAB			2	100%	2
SOUTH DAKOTA DEPARTMENT OF HEALTH		2			2
VICAR'S LANDING NURSING HOME		2			2
ERIE COUNTY MEDICAL CTR CLINICAL LABS		2			2
QUEST DIAGNOSTICS-OCALA-SW HIGHWAY 200		2			2
RIVERVIEW MEDICAL CLINIC		2			2
JOHNNIE RUTH CLARKE LAB			2	100%	2
WEST KENDALL HOSPITAL			2	100%	2
TRINITAS REGIONAL MEDICAL CENTER		1	1	50%	2
SEMINOLE PAVILION HEALTH CENTER			2	100%	2
SARASOTA MEMORIAL MEDICAL URGENT CARE CENTER			2	100%	2
QUEST DIAGNOSTICS-OCALA-SE 3RD		2			2
ROHR HOME		2			2
UNIVERSITY HOSPITAL OF BROOKLYN		2			2
LAKEVIEW CENTER, INC.		2			2
PTC LABORATORIES			2	100%	2
ANY LAB TEST NOW			2	100%	2
FCHC (OB)-DARWIN SQUARE CTR.			2	100%	2
ST PETERSBURG PEDIATRICS-EAST BAY			2	100%	2
FHCP-ORANGE CITY			2	100%	2
NOVADX		2			2
OKLAHOMA STATE DEPARTMENT OF HEALTH-PUBLIC HEALTH LABORATORY			2	100%	2
NORTH SHORE HEMATOLOGY-ONCOLOGY ASSOCIATES, PC		2			2
PREMIER LABORATORY SERVICES, LLC			2	100%	2
RAINBOW PEDIATRIC CENTER			2	100%	2
VIRTUA MEMORIAL HOSPITAL BURLINGTON COUNTY			2	100%	2
LABCORP - STUART		1	1	50%	2
TUSKAWILLA NURSING AND REHAB CENTER		1	1	50%	2
LEGACY LABORATORY SERVICES			2	100%	2
LABCORP SOUTH CHARLESTON			2	100%	2
US SPECIALTY LABS			2	100%	2
HARTFORD HOSPITAL ANCILLARY LAB		1	1	50%	2
CENTRA CARE WINTER HAVEN		1	1	50%	2
UNIVERSITY OF MICHIGAN		2			2

COVID-19: testing by laboratory

Data through Oct 7, 2020 verified as of Oct 8, 2020 at 09:25 AM

Data in this report are provisional and subject to change.

The numbers in the table below represent the number of Florida and non-Florida residents for whom test results were received by the Department of Health. A person can be tested by more than one laboratory and can have both positive and negative results. **Therefore, the sum of the numbers in each column will be larger than the total number of people tested.**

Reporting lab	Inconclusive	Negative	Positive	Percent positive	Total
JACKSON LABORATORY OF GENOMIC MEDICINE		2			2
TALLAHASSEE MEMORIAL HEALTHCARE FAMILY MED RESIDENCY			2	100%	2
ONSLow MEMORIAL HOSPITAL LABORATORY		2			2
FHMG- FLORIDA HOSPITAL MEDICAL GROUP		2			2
URGENT CARE NEW SMYRNA BEACH			2	100%	2
SCDHEC BUREAU OF LABORATORIES			2	100%	2
ROCKEFELLER UNIVERSITY CLINICAL GENOMICS LABORATOR		2			2
NORTHEAST ALABAMA REGIONAL MEDICAL CENTER		1	1	50%	2
State Lab Unspecifd			2	100%	2
SOUTHEAST GEORGIA HEALTH SYSTEM			2	100%	2
BRITO MEDICAL CENTER			2	100%	2
VIBRANT AMERICA		1			1
YORKVILLE PEDIATRIC URGENT CARE		1			1
WEST COAST CLINICAL LABS INC			1	100%	1
SHARON REGIONAL MEDICAL CENTER			1	100%	1
UMASS MEMORIAL MEDICAL CENTER, INC		1			1
SCIENTIFIC LABORATORY COMPANY		1			1
UT AUSTIN UNIVERSITY HEALTH SERVICES			1	100%	1
VA GREATER LOS ANGELES HEALTH CARE SYSTEM			1	100%	1
WALGREENS #06961		1			1
SILVERMAN			1	100%	1
WEST VIRGINIA UNIVERSITY HOSPITALS			1	100%	1
WINDERMERE MEDICAL CENTER			1	100%	1
WILMINGTON VA MEDICAL CENTER			1	100%	1
WELLNOW URGENT CARE-OSWEGO			1	100%	1
WYOMING PUBLIC HEALTH LAB			1	100%	1
WARD MEMORIAL HOSPITAL		1			1
SMITH KLINE			1	100%	1
WALGREENS #10125		1			1
WALKIN MEDICAL URGENT CARE,NEW CITY			1	100%	1
SPINE & PAIN CONSULTANT PLLC		1			1
SPECIALTY DRUG TESTING			1	100%	1
ST CATHERINE HOSPITAL LABORATORY			1	100%	1
TAMPA GENERAL MEDICAL GROUP LABORATORY HEALTHPARK			1	100%	1
STARR COUNTY MEMORIAL HOSPITAL			1	100%	1
RCP OF MEMORIAL WEST			1	100%	1
SCIENCE CARE			1	100%	1
SELF REGIONAL HEALTHCARE			1	100%	1
SANFORD PGA CH BUFFALO RIDGE SPRINGS		1			1
SMITH NORTHVIEW HOSPITAL LAB			1	100%	1
SKIPPACK MEDICAL LAB			1	100%	1
TAYLOR CARE CENTER			1	100%	1
UNIVERSITY OF MISSOURI HEALTH CARE			1	100%	1
UNIVERSITY OF FLORIDA LAB-OUTPATIENT			1	100%	1
UPSON REGIONAL MEDICAL CENTER			1	100%	1
ONPOINT URGENT CARE			1	100%	1
ORMC-ARDEN/EOI			1	100%	1

COVID-19: testing by laboratory

Data through Oct 7, 2020 verified as of Oct 8, 2020 at 09:25 AM

Data in this report are provisional and subject to change.

The numbers in the table below represent the number of Florida and non-Florida residents for whom test results were received by the Department of Health. A person can be tested by more than one laboratory and can have both positive and negative results. **Therefore, the sum of the numbers in each column will be larger than the total number of people tested.**

Reporting lab	Inconclusive	Negative	Positive	Percent positive	Total
UNIVERSITY HOSPITALS OF CLEVELAND			1	100%	1
TERRELL URGENT CARE			1	100%	1
PORT ORANGE NURSING & REHAB			1	100%	1
THOMAS HOSPITAL			1	100%	1
UNITED HEALTHCARE			1	100%	1
PLANT CITY PEDIATRICS		1			1
PRACTITIONERS IN MOTION			1	100%	1
RIVERSIDE COUNTY PUBLIC HEALTH LABORATORY			1	100%	1
POMONA VALLEY COMMUNITY HOSPITAL			1	100%	1
TIMPANOGOS REGIONAL HOSPITAL			1	100%	1
SEA LEVEL LABS			1	100%	1
RIDGEWOOD DIAGNOSTIC LABORATORY			1	100%	1
REGIONAL MEDICAL LABORATORY			1	100%	1
PROPATH			1	100%	1
REMISE OCCUPATIONAL HEALTH SOLUTIONS INC			1	100%	1
PRIME CARE FAMILY MEDICINE			1	100%	1
RENOWN REGIONAL MEDICAL CENTER			1	100%	1
THE WOLFF CENTER FOR CHILD & ADOLESCENT HEALTH			1	100%	1
PROGENESIS INC			1	100%	1
UMASS MEMORIAL/MARLBORO HOSPITAL			1	100%	1
SPARTANBURG REGIONAL MEDICAL CENTER			1	100%	1
RHODE ISLAND DEPARTMENT OF HEALTH			1	100%	1
SOUTHWEST FLORIDA DIVISION LAB			1	100%	1
STANLY REGIONAL MEDICAL CENTER			1	100%	1
ST.ELIZABETH HEALTH CENTER	1				1
ST VINCENT'S MEDICAL CENTER			1	100%	1
TENNOVA HEALTHCARE - CLEVELAND			1	100%	1
UF KANAPAHA LAB BEAKER		1			1
TARRANT COUNTY PUBLIC HEALTH		1			1
SUNY UPSTATE MEDICAL UNIVERSITY			1	100%	1
YUMA REGIONAL MEDICAL CENTER			1	100%	1
WALGREENS #07636		1			1
WILDLIGHT LAB			1	100%	1
WALGREENS #10275		1			1
WHEATON FRANCISCAN LABORATORY			1	100%	1
WEST PALM BEACH VAMC			1	100%	1
WELLINGTON WEST 100176			1	100%	1
WESTON COUNTY HEALTH SERVICES			1	100%	1
WESTOX LABS		1			1
THE CHILDREN'S HOSPITAL OF PHILADELPHIA		1			1
STANFORD HEALTH CARE ANATOMIC PATHOLOGY & CLINICAL LAB			1	100%	1
VISTA DEL SOL MED ASSOC		1			1
ST JOHNS EPISCOPAL HOSPITAL SOUTH SHORE		1			1
VITAE DIAGNOSTICS			1	100%	1
WALGREENS #05362		1			1
WALGREENS # 19866		1			1
Viracor Eurofins			1	100%	1

COVID-19: testing by laboratory

Data through Oct 7, 2020 verified as of Oct 8, 2020 at 09:25 AM

Data in this report are provisional and subject to change.

The numbers in the table below represent the number of Florida and non-Florida residents for whom test results were received by the Department of Health. A person can be tested by more than one laboratory and can have both positive and negative results. **Therefore, the sum of the numbers in each column will be larger than the total number of people tested.**

Reporting lab	Inconclusive	Negative	Positive	Percent positive	Total
UNIVERSITY OF FLORIDA			1	100%	1
ST. VINCENT HOSPITAL			1	100%	1
UNIVERSITY URGENT CARE			1	100%	1
VALLEY HOSPITAL MEDICAL CENTER		1			1
VA OUTPATIENT CLINIC			1	100%	1
WALK IN URGENT CARE			1	100%	1
Walker BaptistMedCtr			1	100%	1
WALGREENS #18075		1			1
VILKOR SCIENTIFIC			1	100%	1
QUEST DIAGNOSTICS		1			1
WALGREENS # 7308		1			1
OCALA FAMILY MEDICAL CENTER		1			1
UTMB PATHOLOGY CLINICAL SERVICES LABORATORY			1	100%	1
VAULT HEALTH			1	100%	1
VAULT MEDICAL SERVICES			1	100%	1
NORTON HEALTHCARE			1	100%	1
UNITED LABORATORY SERVICES CORP			1	100%	1
UCH LAB			1	100%	1
WALGREENS #03234		1			1
TWIN			1	100%	1
WASHINGTON STATE DEPARTMENT OF HEALTH PUBLIC HEALTH LABORATORIES			1	100%	1
WALGREENS #05711		1			1
UNIVERSITY OF IOWA HOSPITALS & CLINICS			1	100%	1
UW HOSPITAL AND CLINICS			1	100%	1
VELOCITY CARE			1	100%	1
US LABORATORIES			1	100%	1
VIRGINIA DEPT OF HEALTH OFFICE OF EPIDEMIOLOGY			1	100%	1
UW MEDICINE VIROLOGY LAB			1	100%	1
VA OUT PATIENT CENTER			1	100%	1
LABCORP - HOLLYWOOD			1	100%	1
ISLAND DOCTORS DAYTONA			1	100%	1
INSPIRIT SENIOR LIVING			1	100%	1
LIFELINK TRANSPLANT INSTITUTE LAB			1	100%	1
LABCORP SEATTLE			1	100%	1
LABCORP LAFAYETTE		1			1
ILLINOIS DEPT OF PUBLIC HEALTH LABS			1	100%	1
FAMILY CARE PARTNERS			1	100%	1
FALMOUTH BY THE SEA			1	100%	1
ELITE CARE			1	100%	1
HORIZON MEDICAL CENTER			1	100%	1
HACKENSACK UNIVERSITY MEDICAL CENTER		1			1
FIRST CHOICE MEDICAL PC			1	100%	1
DALLAS MEDICAL CENTER			1	100%	1
GSM OCED Subsection			1	100%	1
GENESIS MICROBIOLOGY LAB		1			1
GAMMA HEALTHCARE, INC		1			1
HANCOCK REGIONAL HOSPITAL		1			1

COVID-19: testing by laboratory

Data through Oct 7, 2020 verified as of Oct 8, 2020 at 09:25 AM

Data in this report are provisional and subject to change.

The numbers in the table below represent the number of Florida and non-Florida residents for whom test results were received by the Department of Health. A person can be tested by more than one laboratory and can have both positive and negative results. **Therefore, the sum of the numbers in each column will be larger than the total number of people tested.**

Reporting lab	Inconclusive	Negative	Positive	Percent positive	Total
GWINNETT MEDICAL CENTER			1	100%	1
GULFVIEW MEDICAL INSTITUTE		1			1
GALVESTON COUNTY HEALTH DISTRICT			1	100%	1
DOCTORS HOSPITAL OF LAREDO			1	100%	1
DOCTOR'S IN-HOUSE LAB/COMMUNITY HEALTH CENTERS OF PINELLAS - JOHNNIE R			1	100%	1
DOCTOR'S WALK-IN CLINIC / QUEST DIAGNOSTICS			1	100%	1
FLORIDA MEDICAL CLINIC - MULTI SPECIALTY CAMPUS			1	100%	1
FIT4LIFE MEDICAL CENTER			1	100%	1
EXPRESS LAB LIVINGSTON			1	100%	1
CFCH - FROSTPROOF			1	100%	1
CELEBRATION HOSPITAL			1	100%	1
CANDLER HOSPITAL			1	100%	1
DEPARTMENT OF HEALTH AND HUMAN SERVICES DIVISION OF BEHAVIORAL HEALTH		1			1
CONWAY MEDICAL CENTER			1	100%	1
CHESAPEAKE REGIONAL MEDICAL CENTER			1	100%	1
CALIFORNIA PUBLIC HEALTH LABORATORY			1	100%	1
BAYLOR GENETICS		1			1
AVERA ST. MARY'S HOSPITAL			1	100%	1
AUSTIN REGIONAL CLINIC MICROBIOLOGY LAB			1	100%	1
BUENA VIDA ESTATES			1	100%	1
BIOMERIEUX			1	100%	1
BEAUMONT HOSPITAL			1	100%	1
COOPER CLINIC			1	100%	1
GLOBAL CENTRAL LABS AT PPD		1			1
FLORIDA COMMUNITY HEALTH CENTERS, INC.			1	100%	1
FAIRVIEW SOUTHDALE			1	100%	1
DUKE HEALTH REGIONAL HOSPITAL			1	100%	1
HILLVIEW LABORATORY			1	100%	1
HERNANDO COUNTY HEALTH DEPT			1	100%	1
EXCEL URGENT CARE OF NJ			1	100%	1
DEACONESS URGENT CARE CENTER			1	100%	1
CRESTWOOD MEDICAL CENTER		1			1
CQUENTIA NGS, LLC			1	100%	1
ERDOX		1			1
EH FARGO HOSPITAL LABORATORY			1	100%	1
DOCS URGENT CARE			1	100%	1
MIAMI BEACH URGENT CARE			1	100%	1
METRO HEALTH HOSPITAL LABORATORY		1			1
MARCO ISLAND HOSPITAL INC D/B/A			1	100%	1
MONROE COUNTY HEALTH DEPARTMENT			1	100%	1
MINUTECLINIC DIAGNOSTIC OF OHIO #6192		1			1
MINNESOTA DEPARTMENT OF HEALTH LABORATORY			1	100%	1
MAGNOLIA ADULT, LLC			1	100%	1
LABONE		1			1
KANSAS DEPARTMENT OF HEALTH			1	100%	1
JOHN D. ARCHBOLD MEMORIAL HOSPITAL			1	100%	1
LUMICO LIFE INSURANCE COMPANY		1			1

COVID-19: testing by laboratory

Data through Oct 7, 2020 verified as of Oct 8, 2020 at 09:25 AM

Data in this report are provisional and subject to change.

The numbers in the table below represent the number of Florida and non-Florida residents for whom test results were received by the Department of Health. A person can be tested by more than one laboratory and can have both positive and negative results. **Therefore, the sum of the numbers in each column will be larger than the total number of people tested.**

Reporting lab	Inconclusive	Negative	Positive	Percent positive	Total
LATE HOURS URGENT CARE			1	100%	1
LAKELAND MEDICAL CENTER			1	100%	1
MOUNT SINAI HOSPITAL			1	100%	1
PENINSULA REGIONAL MED CTR LAB			1	100%	1
PEDIATRICS IN BREVARD PA- ROCKLEDGE			1	100%	1
PEDIATRIC ASSOCIATES - JACKSONVILLE			1	100%	1
ENZO LABS INC			1	100%	1
DUKE UNIVERSITY POINT OF CARE TESTING PROGRAM			1	100%	1
PHYSICIANS PRIMARY CARE LEHIGH PEDS			1	100%	1
PATHOLOGYT & LAB MEDICINE SERVICES			1	100%	1
NORTH BROWARD MEDICAL CENTER			1	100%	1
NEW YORK UNIVERSITY MEDICAL CENTER			1	100%	1
NAVAL BRANCH MEDICAL CLINIC			1	100%	1
PALMETTO PRIMARY CARE PHYSICIANS			1	100%	1
PALM SPRINGS GENERAL HOSPITAL			1	100%	1
OAKWOOD HOSPITAL - SOUTHSHORE			1	100%	1
Masonic Medical Research Institute			1	100%	1
LEGACY ER & URGENT CARE - FRISCO WEST			1	100%	1
LABCORP - LADY LAKE			1	100%	1
OMNICARE PHARMACY OF TEXAS 1, LP		1			1
OHIO DEPARTMENT OF HEALTH			1	100%	1
MEDICAL ASSOCIATES OF CARTER		1			1
KINGS BAY PEDIATRICS LLC			1	100%	1
JEFFERSON COUNTY HEALTH DEPARTMENT-MONTICELLO		1			1
INNOVATIVE HEALTH DIAGNOSTIC OF CALIFORNIA			1	100%	1
HOLYOKE MEDICAL CENTER			1	100%	1
KEY WEST BRANCH MEDICAL CLINIC			1	100%	1
KETTERING MEDICAL CENTER			1	100%	1
KENTUCKY CABINET FOR HEALTH AND FAMILY SERVICES			1	100%	1
DSI LABORATORIES-NAPLES-7TH			1	100%	1
HEARTLAND REGIONAL MEDICAL CENTER		1			1
HEALGEN SCIENTIFIC			1	100%	1
HARLEM HOSPITAL CENTER		1			1
INTERSCIENCE DIAGNOSTIC LABORATORY		1			1
HIGHLANDS CLINICAL LABORATORY			1	100%	1
HENRY FORD WEST BLOOMFIELD HOSPITAL			1	100%	1
GREENTREE MEDICAL CENTER			1	100%	1
EXCEPTIONAL EMERGENCY CENTER			1	100%	1
EDGAR PRICE FAMILY & CHILDREN HEALTHCARE CENTER			1	100%	1
EAR NOSE AND THROAT ASSOCIATES OF MANATEE, P.A.		1			1
GOLDING-GRANADO MEDICAL ASSOCIATES		1			1
FREEMPORT ER DOX URGENT CARE		1			1
FLORIDA EPIDEMIOLOGY PROGRAM			1	100%	1
ARKANSAS DEPARTMENT OF HEALTH			1	100%	1
CLEVELAND CLINIC OHIO LABORATORIES			1	100%	1
CHP COVID-19 (TX)			1	100%	1
CHILDREN'S HEALTHCARE OF ATLANTA/EGLESTON		1			1

COVID-19: testing by laboratory

Data through Oct 7, 2020 verified as of Oct 8, 2020 at 09:25 AM

Data in this report are provisional and subject to change.

The numbers in the table below represent the number of Florida and non-Florida residents for whom test results were received by the Department of Health. A person can be tested by more than one laboratory and can have both positive and negative results. **Therefore, the sum of the numbers in each column will be larger than the total number of people tested.**

Reporting lab	Inconclusive	Negative	Positive	Percent positive	Total
CULVER CITY URGENT CARE			1	100%	1
CRUC CMCH-COVID-19		1			1
CRESTVIEW REHABILITATION CENTER			1	100%	1
CAREWELL URGENT CARE FITCHBURG			1	100%	1
BAYSTATE MEDICAL CENTER			1	100%	1
BABTIST HOSPITAL			1	100%	1
ASCENSION ST. MICHAEL'S HOSPITAL LAB			1	100%	1
BMC/JACSONVILLE		1			1
BLUEWATER TOXICOLOGY			1	100%	1
BERKSHIRE MEDICAL CENTER			1	100%	1
CVS UT2297068CV SALT LAKE CITY		1			1
BEAUMONT HOSPITAL, GROSSE POINTE			1	100%	1
BEAUFORT MEMORIAL			1	100%	1
BASCOM PALMER-MICRO LAB			1	100%	1
CAREWELL 203			1	100%	1
CARESPOT		1			1
BETTERMED URGENT CARE			1	100%	1
BARBARA O'REILLY MD PA		1			1
ADVANCED URGENT CARE OF MARATHON			1	100%	1
DHEC - S.C PUBLIC HEALTH LAB			1	100%	1
DE TAR HOSPITAL			1	100%	1
ATHENS LIMESTONE HOSPITAL		1			1
APOLLO HEALTH & REHABILITATION			1	100%	1
ADVENT HEALTH PRIMARY CARE AT OWASA			1	100%	1
BROOKSVILLE REGIONAL HOSPITAL			1	100%	1
BRANDON OUTREACH CLINIC			1	100%	1
BOSTON MEDICAL CENTER			1	100%	1
ACCESSLAB		1			1
CHILDRENS MEDICAL CENTER			1	100%	1
CAREMED INTERNAL MEDICINE			1	100%	1
BAYMEADOWS PRIMARY CARE		1			1
AFFILIATED LABORATORIES INC			1	100%	1
ADVENTIST HINSDALE HOSPITAL LABORATORY			1	100%	1
ADVENTHEALTH CENTRA CARE TITUSVILLE			1	100%	1
BARDMOOR LABORATORY			1	100%	1
AUGUSTA HEALTH CLINICAL LABORATORY			1	100%	1
ALLIANCE LABORATORY SERVICES			1	100%	1
APS-SUMMIT CARE PHARMACY, LLC DBA OMNICARE		1			1
COMPREHENSIVE CHILDCARE			1	100%	1
COBLESKILL REGIONAL HOSPITAL		1			1
CLAYMED OF NORTH FLORIDA			1	100%	1
ANGEL KIDS PEDIATRICS- NORMANDY LOCATION		1			1
AMD			1	100%	1
AFFINITY URGENT CARE			1	100%	1
CHRISTIANA HOSPITAL		1			1
BRANDON REGIONAL EMERGENCY CTR			1	100%	1
BELLIN HEALTH LAB			1	100%	1

COVID-19: testing by laboratory

Data through Oct 7, 2020 verified as of Oct 8, 2020 at 09:25 AM

Data in this report are provisional and subject to change.

The numbers in the table below represent the number of Florida and non-Florida residents for whom test results were received by the Department of Health. A person can be tested by more than one laboratory and can have both positive and negative results. **Therefore, the sum of the numbers in each column will be larger than the total number of people tested.**

Reporting lab	Inconclusive	Negative	Positive	Percent positive	Total
BEAUMONT REFERENCE LABORATORY			1	100%	1
CAROMONT HEALTH			1	100%	1
CAREWELL JW - WORCESTER LNC			1	100%	1
BUFFALO VAMC			1	100%	1
CONSULATE HEALTH CARE SAFETY HARBOR			1	100%	1
CLINICAL LABORATORY DEPARTMENT			1	100%	1
CLEVELAND TENNESSEE HOSPITAL COMPANY		1			1
BORINQUEN HEALTH CENTER			1	100%	1
BAYSHORE LABORATORY			1	100%	1
ASPEN VALLEY HOSPITAL			1	100%	1
CHRISTUS SPOHN HOSPITAL			1	100%	1
BRISTOL REGINAL MEDICAL CENTER			1	100%	1
BIODORON LABORATORIES			1	100%	1
BAYONET POINT HOSPITAL LAB			1	100%	1
CHATSWORTH ASSISTED LIVING COMMUNITY AT PGA NATIONAL			1	100%	1
CENTRAL FLORIDA PEDIATRICS			1	100%	1
CENTRAL DUPAGE HOSPITAL			1	100%	1
CAROLINAS HEALTHCARE SYSTEM LAB			1	100%	1
ALBIBI			1	100%	1
ALABAMA CLINICS			1	100%	1
ADVANCED LABORATORY SERVICES			1	100%	1
ARIZONA STATE LABORATORY			1	100%	1
ALTAMONTE PEDIATRIC ASSOC			1	100%	1
ALPHA CLINICAL LABORATORY CORP.			1	100%	1
DOTHAN PEDIATRIC CLINIC			1	100%	1
CENTRAL FLORIDA HOSPITALIST			1	100%	1
CEDARS-SINAI MEDICAL CENTER			1	100%	1
CBC LAB			1	100%	1
DESERT HOSPITAL/CPHU CLINICAL LABORATORY			1	100%	1
CVS/PHARMACY # 07762		1			1
CVS PHARMACY, INC DBA CVS/PHARMACY #00988		1			1
AVANTE INVERNESS			1	100%	1
AUSTIN PUBLIC HEALTH			1	100%	1
Auburn Community Hospital Laboratory			1	100%	1
BAYLOR COLLEGE OF MEDICINE			1	100%	1
BAYFRONT HEALTH DADE CITY			1	100%	1
BAYCARE OUTREACH LAB			1	100%	1
AFC PATRIOT URGENT CARE			1	100%	1
CLIFTON-FINE HOSPITAL LABORATORY		1			1
CHARLOTTE CHD PORT CHARLOTTE		1			1
CATHEDRAL GERONTOLOGY CENTER DBA CATHEDRAL CARES			1	100%	1
ADVANCED MEDICAL GROUP			1	100%	1
ACCESS HEALTH CARE PHYSICIANS			1	100%	1
COASTAL INTERNAL MEDICINE		1			1
BLOOD SYSTEMS LABORATORIES			1	100%	1
ALABAMA REFERENCE LAB			1	100%	1
AHEC CLINIC		1			1

COVID-19: testing by laboratory

Data through Oct 7, 2020 verified as of Oct 8, 2020 at 09:25 AM

Data in this report are provisional and subject to change.

The numbers in the table below represent the number of Florida and non-Florida residents for whom test results were received by the Department of Health. A person can be tested by more than one laboratory and can have both positive and negative results. **Therefore, the sum of the numbers in each column will be larger than the total number of people tested.**

Reporting lab	Inconclusive	Negative	Positive	Percent positive	Total
ADVANCED MEDICAL LABORATORIES (AML)			1	100%	1
BAPTIST OUTPATIENT SERVICES			1	100%	1
BAPTIST MEMORIAL HEALTH CARE		1			1
BAPTIST HEALTH LEXINGTON			1	100%	1
CITYMD		1			1
CAH ACQUISITION COMPANY 11 LLC			1	100%	1
BOULDER COMMUNITY HOSPITAL			1	100%	1
BLUFFTON HEALTH CENTER			1	100%	1
CITIZENS BAPTIST MEDICAL CENTERS LAB		1			1
CHIEFLAND MEDICAL CENTER			1	100%	1
CATHOLIC HEALTH SYSTEM DEPT LABORATORY		1			1
VALLEY MEDICAL LABORATORY			1	100%	1
VAIL VALLEY MEDICAL CENTER			1	100%	1
VA LONG BEACH HEALTHCARE			1	100%	1
PORT SAINT JOHN FAMILY PRACTICE			1	100%	1
PARKWAY REGIONAL MEDICAL CENTER LAB			1	100%	1
VIVEX/UMTB BIOMEDICAL			1	100%	1
VA HOSPITAL PATH & LAB			1	100%	1
UNITED MEMORIAL MEDICAL CENTER			1	100%	1
UCC - WELLINGTON			1	100%	1
TRUMAN MEDICAL CENTER - HOSPITAL HILL			1	100%	1
URGENT DOC - URGENT CARE CLINIC			1	100%	1
UPMC NORTHWEST HOSPITAL			1	100%	1
UNKN			1	100%	1
POUDRE VALLEY HOSPITAL			1	100%	1
ST. LUCIE COUNTY HEALTH DEPARTMENT		1			1
SPECTRUM LUDINGTON			1	100%	1
SIGNATURE CARE MIDLAND			1	100%	1
SYNAPSE ANALYTICAL LABS		1			1
SUNY AT STONY BROOK			1	100%	1
ST. LUKE'S HOSPITAL - BETHLEHEM CAMPUS		1			1
SCRIPPS CLINIC MEDICAL			1	100%	1
REGIONAL MEDICAL CENTER BAYONET POINT			1	100%	1
QUALITY LAB			1	100%	1
PROFESSIONAL HEALTH EXAMINERS			1	100%	1
SARKIS CLINICAL TRIALS			1	100%	1
SAINT JOSEPHS HOSPITAL OF ATLANTA			1	100%	1
SACRED HEART MEDICAL GROUP			1	100%	1
PCR DIAGNOSTICS			1	100%	1
OCALA REGIONAL DIALYSIS- NORTH			1	100%	1
NORTHWEST FLORIDA CLINICAL LAB			1	100%	1
RIVIERA BEACH HEALTH CENTER LAB			1	100%	1
QUEST DIAGNOSTICS-WEST HILLS		1			1
QUEST DIAGNOSTICS MASSACHUSETTS LLC		1			1
NEIGHBORCARE PHARMACY SERVICES		1			1
MILFORD REGIONAL HOSPITAL			1	100%	1
MERITUS MEDICAL CENTER			1	100%	1

COVID-19: testing by laboratory

Data through Oct 7, 2020 verified as of Oct 8, 2020 at 09:25 AM

Data in this report are provisional and subject to change.

The numbers in the table below represent the number of Florida and non-Florida residents for whom test results were received by the Department of Health. A person can be tested by more than one laboratory and can have both positive and negative results. **Therefore, the sum of the numbers in each column will be larger than the total number of people tested.**

Reporting lab	Inconclusive	Negative	Positive	Percent positive	Total
MERCYONE DES MOINES MEDICAL CENTER			1	100%	1
MONMOUTH MEDICAL CENTER		1			1
MIZELL MEMORIAL HOSPITAL			1	100%	1
MISSOURI DEPARTMENT OF HEALTH AND SENIOR SERVICES - STATE PH LAB		1			1
ROCKLEDGE HEALTH & REHABILITATION CENTER			1	100%	1
SV MOBILE HEALTH			1	100%	1
SUN CLINICAL LABORATORIES			1	100%	1
SUMMIT LABORATORY			1	100%	1
TIEHH BIOTERRORISM RESPONSE LAB			1	100%	1
THE HEART HOSPITAL BAYLOR PLANO			1	100%	1
TENNESSEE DOH - KNOXVILLE			1	100%	1
ST VINCENT'S ST CLAIR HOSPITAL LABORATORY		1			1
SHAMRA MEDICAL LABORATORY			1	100%	1
SHAH			1	100%	1
SAINT BARNABAS MEDICAL CENTER		1			1
SOLARIS HEALTHCARE			1	100%	1
SKY RIDGE MEDICAL CENTER - MICRO			1	100%	1
SIGNATURE CARE MEMORIAL CITY			1	100%	1
UNIVERSITY OF MARYLAND PATHOLOGY ASSOCIATES			1	100%	1
UF STUDENT HEALTH CARE CENTER			1	100%	1
SYNERGENE LABORATORY			1	100%	1
PRISMA HEALTH TUOMEY LABORATORY			1	100%	1
PINNACLE DIALYSIS		1			1
PERDIDO URGENT CARE			1	100%	1
SURETOX LABORATORY LLC			1	100%	1
SIGNATURE CARE EMERGENCY CENTER			1	100%	1
Robert Cranfield			1	100%	1
RIVERSIDE METHODIST HOSPITAL LAB			1	100%	1
STEPHENS COUNTY HOSPITAL			1	100%	1
ST MARY'S OF SAGINAW		1			1
SPECTRUM ADVANCED TECHNOLOGY LABORATORY			1	100%	1
PUTNAM HOSPITAL CENTER LABORATORY		1			1
TMH CANCER CENTER LABORATORY			1	100%	1
TGH Brandon Healthplex Laboratory			1	100%	1
TENNOVA ER - SANGO			1	100%	1
USF PHYSICIANS GROUP			1	100%	1
UNIVERSITY OF MISSOURI HEALTHCARE			1	100%	1
UNIVERSITY OF BALTIMORE WASHINGTON MEDICAL CENTER			1	100%	1
TENNESSEE VALLEY HCS			1	100%	1
SOUTH LAKE FAMILY HEALTH CENTER			1	100%	1
SANTA MONICA CA-UCLA MC			1	100%	1
QUEST - HOUSTON LAB			1	100%	1
ST. MARY MEDICAL CENTER		1			1
SPECTRUM LABORATORY			1	100%	1
SOUTHWEST REGIONAL PCR LABORATORY			1	100%	1
MISSION HOSPITAL			1	100%	1
MERITER LABORATORIES			1	100%	1

COVID-19: testing by laboratory

Data through Oct 7, 2020 verified as of Oct 8, 2020 at 09:25 AM

Data in this report are provisional and subject to change.

The numbers in the table below represent the number of Florida and non-Florida residents for whom test results were received by the Department of Health. A person can be tested by more than one laboratory and can have both positive and negative results. **Therefore, the sum of the numbers in each column will be larger than the total number of people tested.**

Reporting lab	Inconclusive	Negative	Positive	Percent positive	Total
MERCY MEDICAL CENTER			1	100%	1
LOYOLA UNIVERSITY MEDICAL CENTER LABORATORY			1	100%	1
NEW GEN LABS			1	100%	1
NDX-CORE LAB			1	100%	1
MERCY HEALTH LAB			1	100%	1
LAWRENCE GENERAL HOSPITAL			1	100%	1
LARGO MEDICAL CENTER INDIAN ROCKS			1	100%	1
THYROID SPECIALTY LABORATORY			1	100%	1
MARIANNA HEALTH AND REHAB		1			1
MACCLENNY NURSING AND REHAB			1	100%	1
LRGHEALTHCARE		1			1
MAYO CLINIC LABS			1	100%	1
PHYSICIANS IMMEDIATE CARE ELGIN			1	100%	1
PEDIATRIC ASSOCIATES - MIAMI LAKES		1			1
PARADIGM LABORATORIES			1	100%	1
REFERENCE LABORATORY			1	100%	1
PINELLAS CHD - CLEARWATER			1	100%	1
PEACHEALTH LABORATORIES		1			1
OCEAN MEDICAL CENTER		1			1
Mt Sinai Aventura			1	100%	1
MID FLORIDA COMMUNITY SERVICES			1	100%	1
MEDICAL ARTS LABORATORY			1	100%	1
NORDX			1	100%	1
NFRC CLINICAL LAB			1	100%	1
NEW YORK PRESBYTERIAN HOSPITAL			1	100%	1
MERCY - NORTH IOWA			1	100%	1
OXY-GENLAB			1	100%	1
OHIO CVS STORES, LLC DBA		1			1
NEW YORK STATE ELR - ST BARNABAS HOSPITAL		1			1
DMC UNIVERSITY LABORATORIES		1			1
DERMDX, DIV OF AURORA DIAGNOSTICS/BERNHARDT LAB		1			1
PALM BEACH CDH - DELRAY BEACH			1	100%	1
NAVAL MEDICAL CENTER			1	100%	1
MICHIGAN HEALTH CLINIC LABORATORIES		1			1
MEDICAL CLINIC OF HOUSTON			1	100%	1
MEDCOMP SCIENCES, LLC			1	100%	1
MOSAIC MEDICAL CENTER MARYVILLE			1	100%	1
MINUTECLINIC DIAGNOSTICS MEDICAL GROUP		1			1
MINUTE CLINIC DIAGNOSTIC OF VIRGINIA		1			1
EAST TENNESSEE STATE UNIVERSITY		1			1
INNOVATIVE COVID-DIVERSEY			1	100%	1
INFECTION CONTROL DEPT			1	100%	1
INDIAN RIVER CLINICAL LABORATORY, INC.		1			1
LABCORP RICHMOND			1	100%	1
INTERMOUNTAIN MEDICAL CENTER			1	100%	1
INNOVATIVE RESEARCH OF WEST FLORIDA			1	100%	1
HEALTH ALLIANCE			1	100%	1

COVID-19: testing by laboratory

Data through Oct 7, 2020 verified as of Oct 8, 2020 at 09:25 AM

Data in this report are provisional and subject to change.

The numbers in the table below represent the number of Florida and non-Florida residents for whom test results were received by the Department of Health. A person can be tested by more than one laboratory and can have both positive and negative results. **Therefore, the sum of the numbers in each column will be larger than the total number of people tested.**

Reporting lab	Inconclusive	Negative	Positive	Percent positive	Total
EXPRESSCARE URGENT CARE CENTER			1	100%	1
EMERALD COAST HOSPICE - CRESTVIEW		1			1
ELMHURST MEMORIAL HOSPITAL			1	100%	1
GRAND VIEW HOSPITAL			1	100%	1
FLORIDA HOSPITAL APOPKA			1	100%	1
FLOMEDILAB			1	100%	1
Lab MSMC Hialeah			1	100%	1
KANA MEDICAL			1	100%	1
JS HEALTHCARE			1	100%	1
LAWNWOOD REGIONAL MED CENTER		1			1
LABORTORY COPORATION OF AMERICA			1	100%	1
LABCORP HOUSTON			1	100%	1
IVAN, MAYA			1	100%	1
HAVASU REGIONAL MEDICAL CENTER			1	100%	1
GRAMERCY PARK URGENT CARE		1			1
ESOTERIC LAB			1	100%	1
HIGHLAND PARK LAKEWOOD PRESTON HOLLOW			1	100%	1
HENRICO DOCTOR'S LABORATORY			1	100%	1
HAWAII DEPARTMENT OF HEALTH LAB			1	100%	1
LEESBURG FAMILY MEDICINE		1			1
LABCORP KANSAS CITY			1	100%	1
JACKSON MADISON CO. GEN. HOSPITAL			1	100%	1
HYDE PARK MEDICAL CENTER		1			1
MARYLAND DEPARTMENT OF HEALTH AND MENTAL HYGIENE-LABORATORIES			1	100%	1
LIBERTY HEALTH CENTER			1	100%	1
LAKEVIEW REGIONAL HOSPITAL			1	100%	1
HOUSTON HEALTH DEPARTMENT - BUREAU OF LABORATORY SERVICES			1	100%	1
GEORGETOWN URGENT CARE			1	100%	1
GEORGE WASHINGTON UNIVERSITY HOSPITAL			1	100%	1
FLORIDA KEYS PED AND ADOLES CTR			1	100%	1
HILTON HEAD HOSPITAL/INPATIENT			1	100%	1
HEALTHY STEPS PEDIATRICS			1	100%	1
HARDIN MEMORIAL HOSPITAL - HEARTLAND PATHOLOGY CONSULTANTS			1	100%	1
MORTON PLANT			1	100%	1
MINUTECLINIC, LLC #03268		1			1
MEDSTAR HEALTH URGENT CARE			1	100%	1
NEW YORK STATE ELR - LABORATORY CORPORATION OF AMERICA			1	100%	1
NEW YORK CITY DEPARTMENT OF HEALTH			1	100%	1
MV MEDICAL PRACTICE DBA PRIMARY URGENT CARE		1			1
MEDONE URGENT CARE			1	100%	1
LAKE MARY HEALTH AND REHABILITATION CENTER		1			1
LAKE LURE HEALTH CENTER			1	100%	1
LAFAYETTE NURSING AND REHAB			1	100%	1
MEDICAL CITY DALLAS HOSPITAL			1	100%	1
MC DIAGNOSTIC OF CONNECTICUT PC #459		1			1
MARION COUNTY HEALTH DEPARTMENT			1	100%	1
NORTH CAROLINA STATE LABORATORY OF PUBLIC HEALTH, SPECTRUM LAB NETWORK			1	100%	1

COVID-19: testing by laboratory

Data through Oct 7, 2020 verified as of Oct 8, 2020 at 09:25 AM

Data in this report are provisional and subject to change.

The numbers in the table below represent the number of Florida and non-Florida residents for whom test results were received by the Department of Health. A person can be tested by more than one laboratory and can have both positive and negative results. **Therefore, the sum of the numbers in each column will be larger than the total number of people tested.**

Reporting lab	Inconclusive	Negative	Positive	Percent positive	Total
MD NOW URGENT CARE CENTER INC.			1	100%	1
MARYLAND DEPARTMENT OF HEALTH AND MENTAL HYGIENE			1	100%	1
MARINA DEL REY HOSPITAL LAB			1	100%	1
MEMORIAL HEALTH UNIVERSITY MEDICAL CENTER			1	100%	1
MEDICAL CENTER OF CENTRAL GEORGIA			1	100%	1
MDS PHARMA SERVICES		1			1
MAIMONIDES MEDICAL CENTER		1			1
PEACE RIVER MEDICAL CENTER		1			1
OCEAN VIEW NURSING AND REHAB CENTER			1	100%	1
NORTH RIVER FAMILY HEALTH CENTER			1	100%	1
LUCID DIAGNOSTICS LABS			1	100%	1
LOUNDY		1			1
PEDIATRIC HEALTHCARE ALLIANCE			1	100%	1
PATHOLOGY REFERENCE LAB LLC			1	100%	1
PALMA CEIA MED GROUP-SWANN		1			1
NORTHSIDE HOSPITAL DULUTH			1	100%	1
CROSSVILLE MEDICAL GROUP		1			1
PRIMEX CLINICAL LABORATORIES INC			1	100%	1
PHYSICIANS URGENT CARE			1	100%	1
NORTH SHORE MEDICAL CENTER - SALEM HOSPITAL			1	100%	1
Lourdes Hospital			1	100%	1
LABORATORIO MEDICO CENTRAL CONDOMINO MD			1	100%	1
LABCORP-MIAMI BRANCH			1	100%	1
MHS LAB		1			1
MEDICAL UNIVERSITY SC HOSPITAL			1	100%	1
MCH PHYSICIANS GROUP			1	100%	1
CVS/PHARMACY #12000		1			1
IGENEX INC		1			1
GROWING TOGETHER PEDIATRICS LLC		1			1
GIFFORD MEMORIAL HOSPITAL		1			1
LabCorp L#09258090 M#09258105			1	100%	1
LABCORP - SARASOTA		1			1
JEFFERSON WASHINGTON TOWNSHIP HOSPITAL		1			1
FLORIDA HOSPITAL TRANSPLANT CENTER		1			1
EAST FL CORE LAB			1	100%	1
DELAWARE DIAGNOSTICS LABS			1	100%	1
DAYSRING SENIOR LIVING		1			1
FLORIDA HOSPITAL LAB			1	100%	1
FLORIDA DEPARTMENT OF HEALTH PALM BEACH COUNTY			1	100%	1
FIRST QUALITY LABORATORY			1	100%	1
Total	43,197	6,850,539	934,530	12%	7,828,266