

COVID-19: summary of persons monitored, persons tested, and cases

Data through Sep 1, 2020 verified as of Sep 2, 2020 at 09:25 AM

Data in this report are provisional and subject to change.

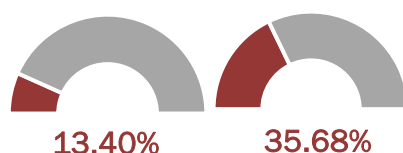
Monitored persons: people the Florida Department of Health was notified of for possible monitoring because they are a contact of a case, traveled from China, or were identified by the Centers for Disease Control and Prevention (CDC) as a part of a airline/ship contact investigation

Total reports	209,195
Total persons of high, medium, or unknown risk	205,534
High/medium/unknown risk still being monitored	14,016

Persons tested: includes PCR and antigen test results received by the Department of Health from the state public health laboratory (BPHL), as well as commercial and hospital laboratories

	Florida residents	Non-Florida residents
Total tested	4,681,135	19,687
Positive	626,426	7,016
Negative	4,047,712	12,648
Inconclusive	6,997	23
Awaiting testing	3,486	29

Cumulative percent positivity (based on positive and negative results from March 1 - present)



Cases: people with positive PCR or antigen test result

Total cases	633,442
Florida residents	626,426
Non-Florida residents	7,016
Type of testing	
Florida residents	626,426
Positive by BPHL/CDC	22,412
Positive by commercial/hospital lab	604,014
PCR positive	617,233
Antigen positive	9,193
Non-Florida residents	7,016
Positive by BPHL/CDC	242
Positive by commercial/hospital lab	6,774
PCR positive	6,720
Antigen positive	296

Characteristics

Florida residents hospitalized	39,158
Florida resident deaths	11,501
Non-Florida resident deaths	150

Hospitalized counts include anyone who was hospitalized at some point during their illness. It does not reflect the number of people currently hospitalized.

More information on deaths identified through death certificate data is available on the National Center for Health Statistics website at www.cdc.gov/nchs/nvss/vsrr/COVID19/index.htm.

Risk factors for Florida residents

Traveled	4,830
Contact with a known case	209,295
Traveled and contact with a known case	5,117
Neither	407,184
No travel and no contact	74,805
Travel is unknown	247,469
Contact is unknown	149,513
Contact is pending	166,330

Travel can be unknown and contact can be unknown or pending for the same case, these numbers will sum to more than the "neither" total.

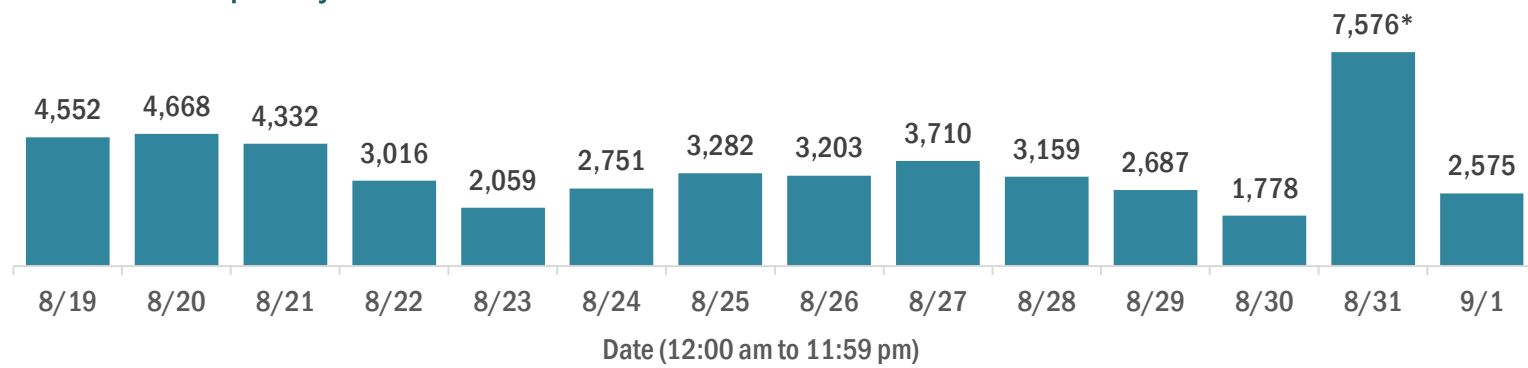
COVID-19: cases and laboratory testing over time

Data through Sep 1, 2020 verified as of Sep 2, 2020 at 09:25 AM

Data in this report are provisional and subject to change.

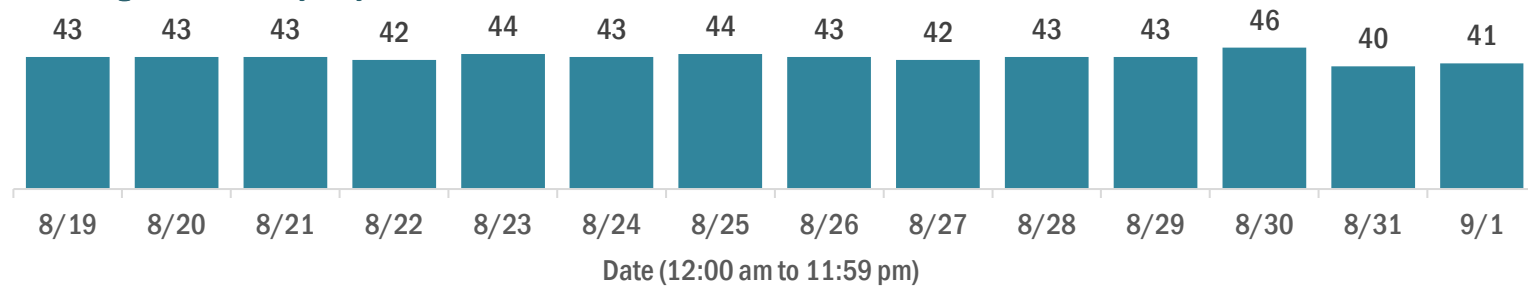
Cases in Florida residents per day for the past 2 weeks

Number of cases per day



* Includes a one-time historical data submission of 3,842 cases from a large laboratory. The number of new cases on 8/31 excluding the historical data submission was 3,734. See graph on next page for excess cases by specimen collection date.

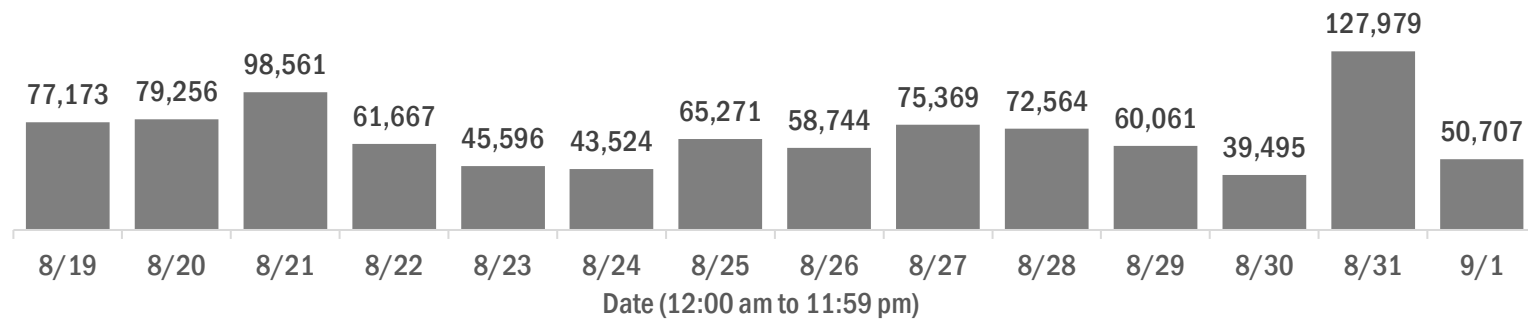
Median age of cases by day



Laboratory testing for Florida residents over the past 2 weeks

Number of Florida residents tested per day

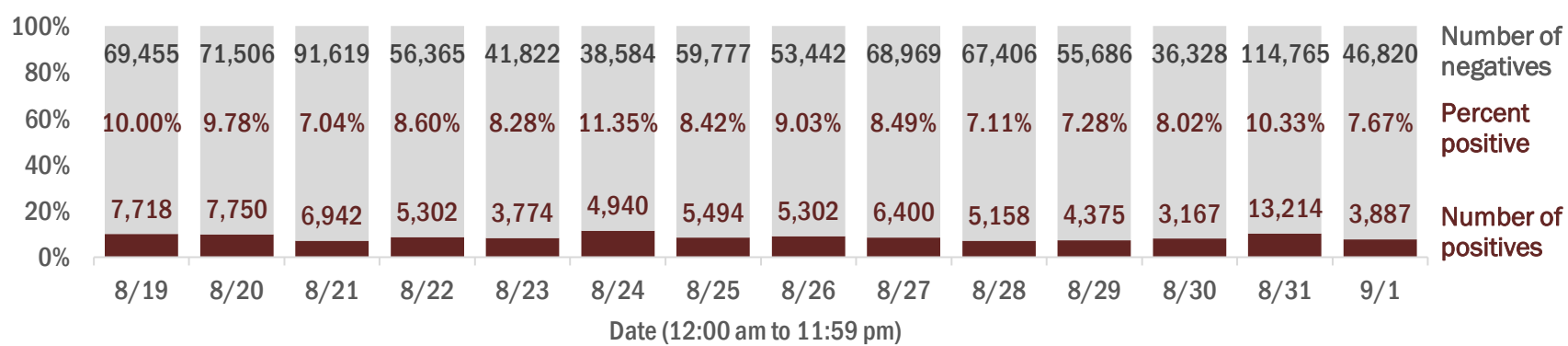
These counts include the number of people for whom the Department received PCR or antigen laboratory results by day. People tested on multiple days will be included for each day a new result was received. A person is only counted once for each day they are tested, regardless of whether multiple specimens are tested or multiple results are received.



Number and percent of Florida residents with positive test results

The percent of positive results ranged from 7.04% to 11.35% over the past 2 weeks and was 7.67% yesterday.

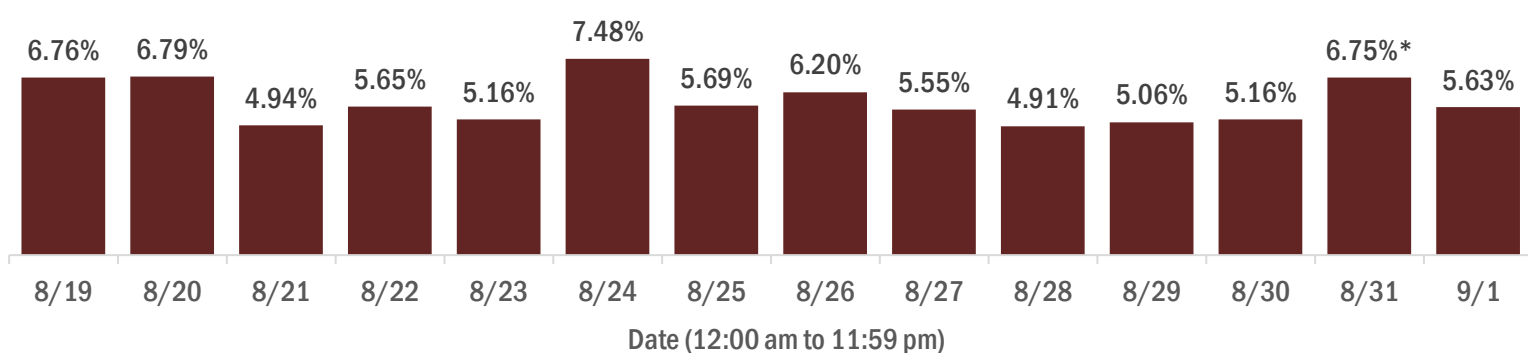
These counts include the number of people for whom the Department received PCR or antigen laboratory results by day. People tested on multiple days will be included for each day a new result was received. A person is only counted once for each day they are tested, regardless of whether multiple specimens are tested or multiple results are received. If a person has a positive specimen and a negative specimen in the same day, only the positive result is counted.



Percent positivity for new cases in Florida residents

The percent of positive results ranged from 4.91% to 7.48% over the past 2 weeks and was 5.63% yesterday.

This percent is the number of people who test PCR- or antigen-positive for the first time divided by all the people tested that day, excluding people who have previously tested positive.



* Includes a one-time historical data submission from a large laboratory. The percent positivity on 8/31 excluding the historical data submission was 5.68%. See graph on next page for excess cases by specimen collection date.

COVID-19: cases and laboratory testing over time

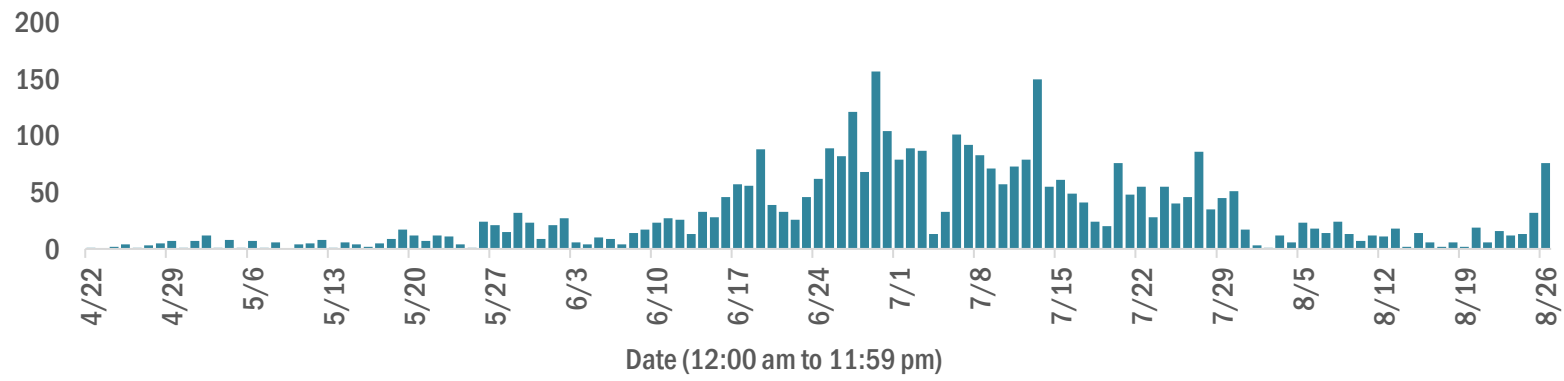
Data through Sep 1, 2020 verified as of Sep 2, 2020 at 09:25 AM

Data in this report are provisional and subject to change.

Excess cases counted on 8/31 by specimen collection date

Number of cases per day

On 8/31, the Department received a one-time historical data submission from a large laboratory resulting in 3,842 cases being created from specimens collected before 8/27. Below is the number of cases by the earliest specimen collection date.



COVID-19: characteristics of 626,426 Florida resident cases

Data through Sep 1, 2020 verified as of Sep 2, 2020 at 09:25 AM

Data in this report are provisional and subject to change.

Age group	Cases		Hospitalizations		Deaths	
0-4 years	10,699	2%	246	1%	0	0%
5-14 years	25,966	4%	222	1%	4	0%
15-24 years	93,503	15%	989	3%	28	0%
25-34 years	117,657	19%	2,231	6%	79	1%
35-44 years	102,568	16%	3,380	9%	212	2%
45-54 years	100,386	16%	5,000	13%	478	4%
55-64 years	81,992	13%	6,933	18%	1,238	11%
65-74 years	47,775	8%	7,667	20%	2,427	21%
75-84 years	27,533	4%	7,172	18%	3,342	29%
85+ years	16,174	3%	5,312	14%	3,693	32%
Unknown	2,173	0%	6	0%	0	0%
Total	626,426		39,158		11,501	

Gender	Cases	
Female	320,380	51%
Male	301,827	48%
Unknown	4,219	1%
Total	626,426	

Ethnicity	Cases		Hospitalizations		Deaths	
Hispanic	179,990	29%	11,791	30%	2,866	25%
Non-Hispanic	238,758	38%	24,850	63%	7,503	65%
Unknown	207,678	33%	2,517	6%	1,132	10%
Total	626,426		39,158		11,501	

Race and ethnicity	Cases		Hospitalizations		Deaths	
White	266,448	43%	23,501	60%	7,712	67%
Hispanic	117,991	19%	8,316	21%	2,212	19%
Non-Hispanic	127,656	20%	14,287	36%	5,040	44%
Unknown	20,801	3%	898	2%	460	4%
Black	97,438	16%	9,436	24%	2,233	19%
Hispanic	4,547	1%	405	1%	78	1%
Non-Hispanic	83,297	13%	8,730	22%	2,056	18%
Unknown	9,594	2%	301	1%	99	1%
Other race	81,192	13%	4,722	12%	958	8%
Hispanic	41,522	7%	2,739	7%	480	4%
Non-Hispanic	24,359	4%	1,712	4%	366	3%
Unknown	15,311	2%	271	1%	112	1%
Unknown race	181,348	29%	1,499	4%	598	5%
Hispanic	15,930	3%	331	1%	96	1%
Non-Hispanic	3,446	1%	121	0%	41	0%
Unknown	161,972	26%	1,047	3%	461	4%
Total	626,426		39,158		11,501	

Hospitalization counts include anyone who was hospitalized at some point during their illness. It does not reflect the number of people currently hospitalized. **Other race** includes any person with a race of American Indian/Alaskan native, Asian, native Hawaiian/Pacific Islander, or other.

COVID-19: deaths in Florida residents and staff of long-term care facilities

Data through Sep 1, 2020 verified as of Sep 2, 2020 at 09:25 AM

Data in this report are provisional and subject to change.

For current cases in residents or staff of long-term care facilities, please visit: <https://floridahealthcovid19.gov/>

County	Deaths		County	Deaths		County	Deaths	
Dade	718	15%	Jackson	53	1%	Gadsden	8	0%
Palm Beach	485	10%	Lake	53	1%	Nassau	8	0%
Pinellas	464	10%	Suwannee	46	1%	Calhoun	7	0%
Broward	355	7%	Clay	44	1%	Gilchrist	7	0%
Hillsborough	261	5%	Osceola	43	1%	Lafayette	5	0%
Polk	239	5%	Okaloosa	40	1%	Jefferson	4	0%
Lee	231	5%	Hernando	37	1%	Baker	3	0%
Brevard	135	3%	St. Johns	28	1%	Taylor	3	0%
Sarasota	123	3%	Highlands	23	0%	Bradford	2	0%
Manatee	122	3%	Bay	19	0%	Hardee	2	0%
St. Lucie	122	3%	Hendry	19	0%	Holmes	2	0%
Seminole	116	2%	Citrus	18	0%	Desoto	1	0%
Duval	110	2%	Sumter	16	0%	Flagler	1	0%
Volusia	104	2%	Alachua	15	0%	Gulf	1	0%
Escambia	90	2%	Leon	13	0%	Levy	1	0%
Marion	89	2%	Walton	13	0%	Monroe	1	0%
Orange	89	2%	Columbia	12	0%	Total	4,811	
Pasco	87	2%	Putnam	12	0%			
Collier	83	2%	Santa Rosa	12	0%			
Martin	74	2%	Washington	12	0%			
Charlotte	56	1%	Madison	10	0%			
Indian River	54	1%	Okeechobee	10	0%			

Note: cases are summarized by the county of usual residence. Residents and staff may be cases associated with facilities that are not in their county of usual residence, resulting in cases being included below for counties that do not have facilities with known cases.

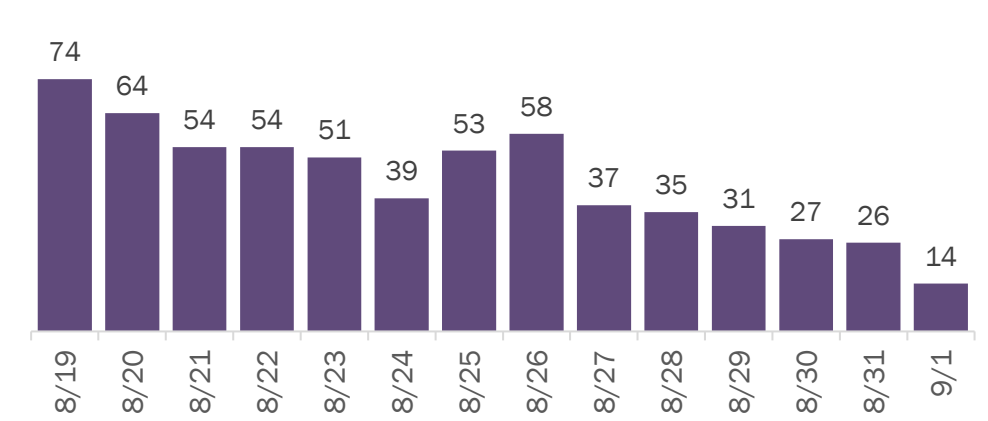
COVID-19: cases in Florida residents who have died

Data through Sep 1, 2020 verified as of Sep 2, 2020 at 09:25 AM

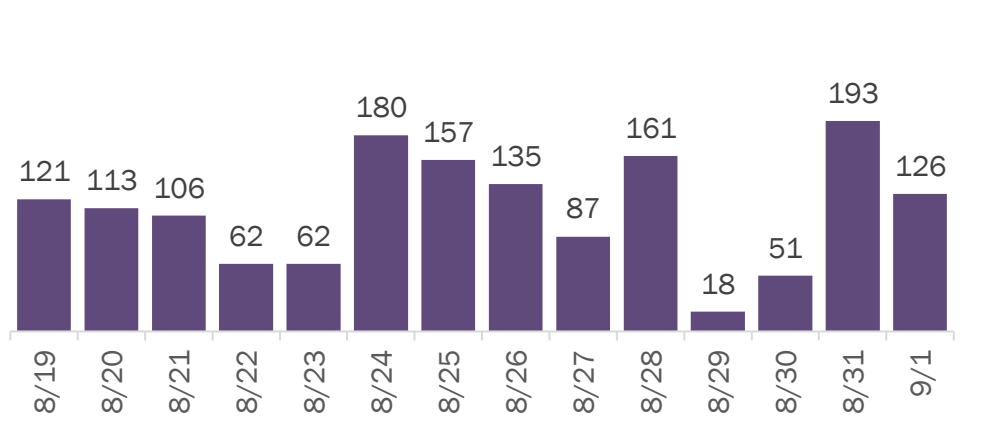
Data in this report are provisional and subject to change.

Demographics for all identified COVID-19 deaths: 11,501

Deaths by date of death



Deaths by date reported to the Department



Median age: 79 years

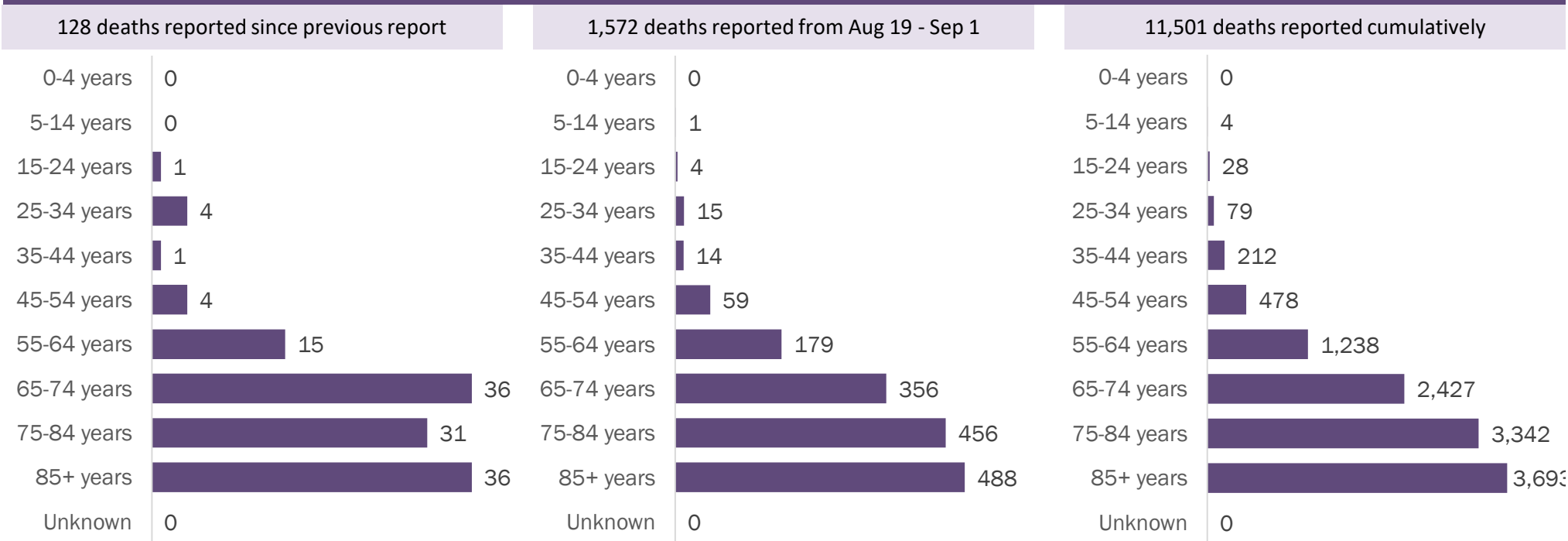
Age group	Deaths	Cases	Case fatality rate	Mortality rate per 100,000 population
0-4 years	0	10,699	0.0%	0.0
5-14 years	4	25,966	0.0%	0.2
15-24 years	28	93,503	0.0%	1.1
25-34 years	79	117,657	0.1%	2.8
35-44 years	212	102,568	0.2%	8.1
45-54 years	478	100,386	0.5%	17.2
55-64 years	1,238	81,992	1.5%	42.8
65-74 years	2,427	47,775	5.1%	100.0
75-84 years	3,342	27,533	12.1%	238.0
85+ years	3,693	16,174	22.8%	639.4
Unknown	0	2,173	0.0%	
Total	11,501	626,426	1.8%	53.2

Race	Deaths	Cases	Case fatality rate	Mortality rate per 100,000 population
Black	2,233	97,438	2.3%	61.1
White	7,712	266,448	2.9%	46.2
Other	958	81,192	1.2%	77.0
Unknown	598	181,348	0.3%	
Total	11,501	626,426	1.8%	53.2

Gender	Deaths	Cases	Case fatality rate	Mortality rate per 100,000 population
Female	5,099	320,380	1.6%	46.2
Male	6,391	301,827	2.1%	60.5
Unknown	11	4,219	0.3%	
Total	11,501	626,426	1.8%	53.2

Ethnicity	Deaths	Cases	Case fatality rate	Mortality rate per 100,000 population
Hispanic	2,866	179,990	1.6%	50.5
Non-Hispanic	7,503	238,758	3.1%	47.1
Unknown	1,132	207,678	0.5%	
Total	11,501	626,426	1.8%	53.2

Age group distribution for deaths reported since previous report, previous 2 weeks, and cumulatively



COVID-19: cases in Florida residents who have died

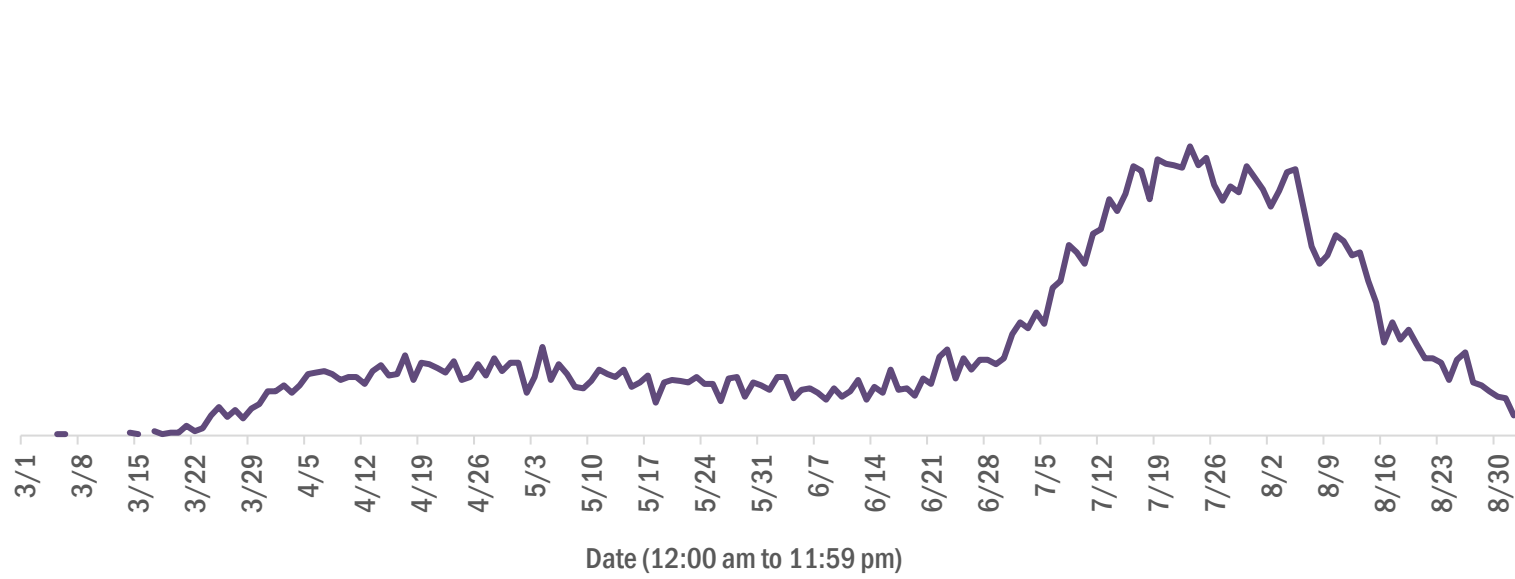
Data through Sep 1, 2020 verified as of Sep 2, 2020 at 09:25 AM

Data in this report are provisional and subject to change.

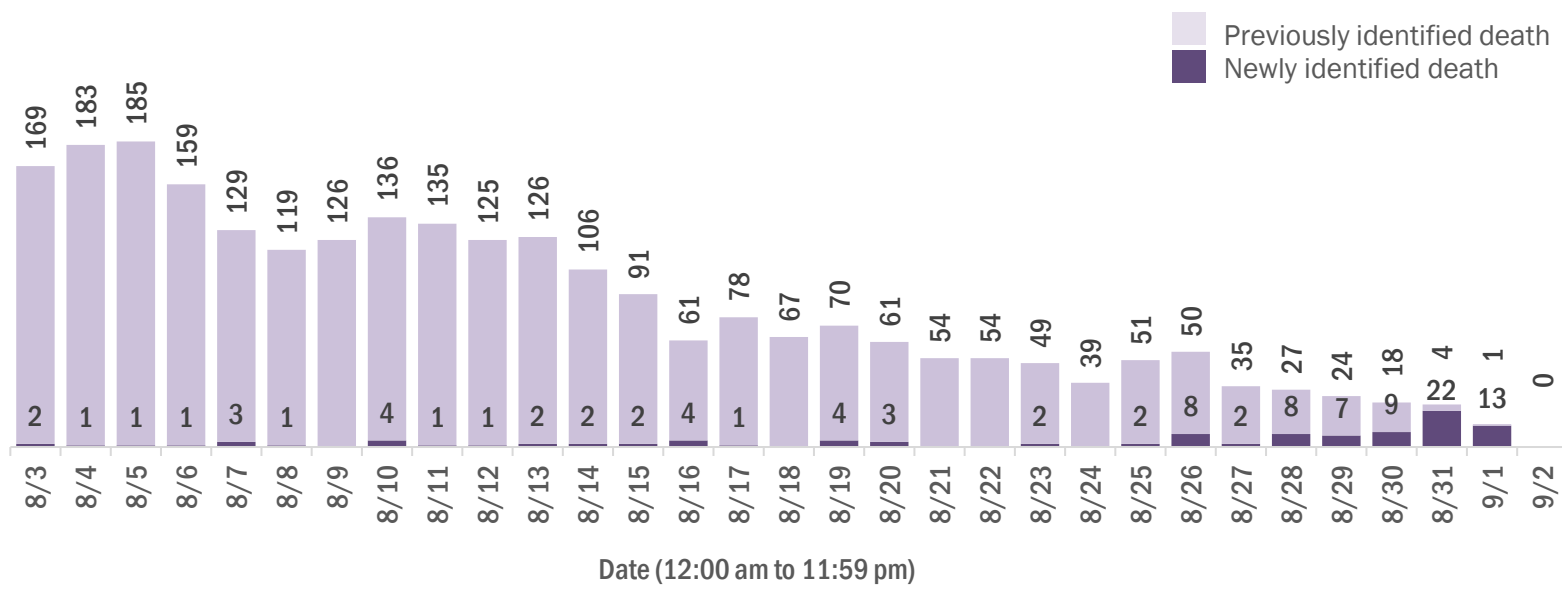
Deaths in Florida residents by date of death

11,501 deaths reported cumulatively, 128 deaths reported since previous report

March to present



Past 30 days



COVID-19: characteristics of 633,442 cases

Data through Sep 1, 2020 verified as of Sep 2, 2020 at 09:25 AM

Data in this report are provisional and subject to change.

Tables below include cases in Florida residents and non-Florida residents.

All 67 Florida counties have cases:

County	FL resident cases	Non-FL resident cases	Total cases	FL resident deaths	FL death rate	
Dade	158,178	25%	1,222	159,400	2,554	1.6%
Broward	71,798	11%	573	72,371	1,197	1.7%
Palm Beach	42,150	7%	368	42,518	1,134	2.7%
Hillsborough	37,494	6%	174	37,668	554	1.5%
Orange	36,072	6%	416	36,488	383	1.1%
Duval	26,523	4%	284	26,807	262	1.0%
Pinellas	19,931	3%	149	20,080	665	3.3%
Lee	18,564	3%	314	18,878	431	2.3%
Polk	17,233	3%	59	17,292	455	2.6%
Collier	11,714	2%	105	11,819	180	1.5%
Escambia	10,298	2%	1,014	11,312	189	1.8%
Osceola	11,210	2%	88	11,298	131	1.2%
Manatee	10,422	2%	110	10,532	263	2.5%
Volusia	9,418	2%	65	9,483	193	2.0%
Marion	8,619	1%	14	8,633	192	2.2%
Seminole	8,166	1%	32	8,198	173	2.1%
Pasco	8,113	1%	52	8,165	183	2.3%
Brevard	7,399	1%	24	7,423	218	2.9%
Sarasota	7,219	1%	62	7,281	211	2.9%
St. Lucie	7,130	1%	26	7,156	237	3.3%
Leon	6,429	1%	168	6,597	36	0.6%
Lake	6,540	1%	41	6,581	121	1.9%
Bay	5,333	1%	84	5,417	82	1.5%
Alachua	5,238	1%	65	5,303	33	0.6%
Santa Rosa	4,720	1%	43	4,763	58	1.2%
Martin	4,479	1%	30	4,509	118	2.6%
St. Johns	4,341	1%	72	4,413	60	1.4%
Okaloosa	4,215	1%	30	4,245	79	1.9%
Clay	4,113	1%	14	4,127	77	1.9%
Columbia	3,368	1%	13	3,381	38	1.1%
Indian River	2,843	0%	20	2,863	103	3.6%
Charlotte	2,723	0%	6	2,729	113	4.1%
Hernando	2,693	0%	17	2,710	88	3.3%
Suwannee	2,447	0%	17	2,464	63	2.6%
Jackson	2,392	0%	22	2,414	66	2.8%
Gadsden	2,359	0%	8	2,367	31	1.3%
Citrus	2,138	0%	7	2,145	60	2.8%
Hendry	1,979	0%	2	1,981	39	2.0%
Sumter	1,905	0%	9	1,914	54	2.8%
Highlands	1,838	0%	8	1,846	69	3.8%
Putnam	1,803	0%	2	1,805	38	2.1%
Monroe	1,718	0%	29	1,747	16	0.9%
Nassau	1,618	0%	111	1,729	22	1.4%
Walton	1,535	0%	143	1,678	20	1.3%
Desoto	1,498	0%	3	1,501	22	1.5%
Flagler	1,316	0%	13	1,329	15	1.1%
Okeechobee	1,246	0%	4	1,250	19	1.5%
Baker	1,212	0%	0	1,212	6	0.5%
Taylor	1,204	0%	3	1,207	9	0.7%
Lafayette	1,205	0%	0	1,205	10	0.8%
Hardee	1,101	0%	7	1,108	9	0.8%
Unknown	259	0%	798	1,057	0	0.0%
Washington	1,006	0%	11	1,017	16	1.6%
Wakulla	922	0%	6	928	7	0.8%
Levy	919	0%	4	923	6	0.7%
Madison	863	0%	14	877	16	1.9%
Gulf	819	0%	10	829	13	1.6%
Bradford	764	0%	0	764	5	0.7%
Dixie	737	0%	1	738	4	0.5%
Hamilton	698	0%	5	703	6	0.9%
Holmes	642	0%	12	654	5	0.8%
Union	619	0%	0	619	5	0.8%
Calhoun	572	0%	1	573	10	1.7%
Franklin	547	0%	4	551	3	0.5%
Jefferson	496	0%	8	504	6	1.2%
Gilchrist	468	0%	0	468	10	2.1%
Glades	459	0%	0	459	3	0.7%
Liberty	436	0%	0	436	7	1.6%
Total	626,426		7,016	633,442	11,501	1.8%

COVID-19: characteristics of 626,426 Florida resident cases

Data through Sep 1, 2020 verified as of Sep 2, 2020 at 09:25 AM

Data in this report are provisional and subject to change.

The table below includes the cities and counties of residence for cases in Florida residents based on the patient's ZIP Code. Note that city is not always received as part of the initial notification and may be missing while the case is being investigated.

City and county	Cases
Miami, Dade	93,556
Orlando, Orange	27,038
Jacksonville, Duval	24,727
Hialeah, Dade	22,740
Tampa, Hillsborough	22,431
Fort Lauderdale, Broward	15,775
Hollywood, Broward	13,684
West Palm Beach, Palm Beach	10,611
Homestead, Dade	10,583
Kissimmee, Osceola	9,000
Naples, Collier	8,647
Pompano Beach, Broward	8,319
Pensacola, Escambia	8,266
Saint Petersburg, Pinellas	8,134
Fort Myers, Lee	7,683
Bradenton, Manatee	7,133
Ocala, Marion	6,797
Tallahassee, Leon	6,215
Boca Raton, Palm Beach	5,869
Lake Worth, Palm Beach	5,835
Lakeland, Polk	5,568
Sarasota, Sarasota	5,214
Miramar, Broward	4,641
Cape Coral, Lee	4,358
Gainesville, Alachua	4,213
Port Saint Lucie, St. Lucie	4,199
Miami Gardens, Dade	4,054
Clearwater, Pinellas	3,979
Boynton Beach, Palm Beach	3,786
Lehigh Acres, Lee	3,695
Miami Beach, Dade	3,550
Panama City, Bay	3,460
Winter Haven, Polk	3,332
Coral Springs, Broward	3,209
Lake City, Columbia	3,191
Delray Beach, Palm Beach	2,906
Sunrise, Broward	2,662
Davie, Broward	2,632
Milton, Santa Rosa	2,570
Fort Pierce, St. Lucie	2,557
Missing, Broward	2,488
Brandon, Hillsborough	2,437
Riverview, Hillsborough	2,421
Plant City, Hillsborough	2,406
Opa Locka, Dade	2,392
Saint Augustine, St. Johns	2,333
Doral, Dade	2,293
Apopka, Orange	2,292
Immokalee, Collier	2,262
Melbourne, Brevard	2,180
Daytona Beach, Volusia	2,136
Stuart, Martin	2,110
Largo, Pinellas	2,108
North Miami Beach, Dade	2,083
Live Oak, Suwannee	2,061
Plantation, Broward	2,039
Vero Beach, Indian River	2,018
Sanford, Seminole	2,010
Deerfield Beach, Broward	1,984

COVID-19: characteristics of 626,426 Florida resident cases

Data through Sep 1, 2020 verified as of Sep 2, 2020 at 09:25 AM

Data in this report are provisional and subject to change.

The table below includes the cities and counties of residence for cases in Florida residents based on the patient's ZIP Code. Note that city is not always received as part of the initial notification and may be missing while the case is being investigated.

City and county	Cases
Miami Lakes, Dade	1,984
Tamarac, Broward	1,975
Saint Cloud, Osceola	1,870
Jupiter, Palm Beach	1,860
Orange Park, Clay	1,830
New Port Richey, Pasco	1,791
Deltona, Volusia	1,723
Coral Gables, Dade	1,717
Weston, Broward	1,666
Clermont, Lake	1,661
Margate, Broward	1,605
Palm Bay, Brevard	1,601
Lake Worth Beach, Palm Beach	1,549
Palmetto, Manatee	1,543
Missing, Dade	1,502
Fort Walton Beach, Okaloosa	1,483
Deland, Volusia	1,481
Spring Hill, Hernando	1,441
Cutler Ridge, Dade	1,425
Coconut Creek, Broward	1,407
North Lauderdale, Broward	1,397
Port Charlotte, Charlotte	1,396
Hallandale, Broward	1,365
Palm Beach Gardens, Palm Beach	1,361
Haines City, Polk	1,350
Davenport, Polk	1,337
Arcadia, Desoto	1,324
Altamonte Springs, Seminole	1,323
Winter Garden, Orange	1,310
Winter Park, Orange	1,294
Ocoee, Orange	1,290
Oviedo, Seminole	1,249
Bonita Springs, Lee	1,215
Okeechobee, Okeechobee	1,188
Mayo, Lafayette	1,174
Quincy, Gadsden	1,160
North Miami, Dade	1,157
Wesley Chapel, Pasco	1,140
Wellington, Palm Beach	1,140
Land O Lakes, Pasco	1,136
Royal Palm Beach, Palm Beach	1,129
Palm Harbor, Pinellas	1,119
Oakland Park, Broward	1,103
Perry, Taylor	1,096
Ruskin, Hillsborough	1,079
Leesburg, Lake	1,076
Valrico, Hillsborough	1,036
Punta Gorda, Charlotte	1,033
Clewiston, Hendry	1,032
Pinellas Park, Pinellas	1,024
Lutz, Hillsborough	1,013
Palm Coast, Flagler	1,000
Pembroke Pines, Broward	978
Indiantown, Martin	954
Longwood, Seminole	953
Missing, Palm Beach	946
Seminole, Pinellas	944
Middleburg, Clay	928
Belle Glade, Palm Beach	923

COVID-19: characteristics of 626,426 Florida resident cases

Data through Sep 1, 2020 verified as of Sep 2, 2020 at 09:25 AM

Data in this report are provisional and subject to change.

The table below includes the cities and counties of residence for cases in Florida residents based on the patient's ZIP Code. Note that city is not always received as part of the initial notification and may be missing while the case is being investigated.

City and county	Cases
Brooksville, Hernando	918
Century, Escambia	917
Wimauma, Hillsborough	888
North Port, Sarasota	865
Palatka, Putnam	856
Crestview, Okaloosa	855
Florida City, Dade	849
Ormond Beach, Volusia	830
Lynn Haven, Bay	827
Carol City, Dade	827
Casselberry, Seminole	824
Bartow, Polk	821
Windermere, Orange	818
Cantonment, Escambia	799
Cocoa, Brevard	795
Key West, Monroe	793
Graceville, Jackson	782
Kissimmee, Polk	781
Sebring, Highlands	779
Chipley, Washington	777
Auburndale, Polk	774
Jacksonville Beach, Duval	769
Crawfordville, Wakulla	759
Lake Mary, Seminole	745
Crossings, Dade	742
Dade City, Pasco	710
North Fort Myers, Lee	709
Tavares, Lake	702
Port Orange, Volusia	690
Gulf Breeze, Santa Rosa	690
Zephyrhills, Pasco	689
Lake Wales, Polk	688
Hudson, Pasco	686
Panama City Beach, Bay	676
Aventura, Dade	663
Port Richey, Pasco	654
Sanderson, Baker	644
Labelle, Hendry	635
Marianna, Jackson	632
Venice, Sarasota	627
Winter Springs, Seminole	627
Loxahatchee, Palm Beach	623
Fernandina Beach, Nassau	603
Tarpon Springs, Pinellas	603
Riviera Beach, Palm Beach	598
Seffner, Hillsborough	591
Mulberry, Polk	587
Navarre, Santa Rosa	584
Cooper City, Broward	578
Merritt Island, Brevard	576
Starke, Bradford	576
Everglades National Park, Dade	565
Sarasota, Manatee	563
Saint Johns, St. Johns	562
Destin, Okaloosa	556
Avon Park, Highlands	555
Orange City, Volusia	553
Maitland, Orange	550
Fleming Island, Clay	539

COVID-19: characteristics of 626,426 Florida resident cases

Data through Sep 1, 2020 verified as of Sep 2, 2020 at 09:25 AM

Data in this report are provisional and subject to change.

The table below includes the cities and counties of residence for cases in Florida residents based on the patient's ZIP Code. Note that city is not always received as part of the initial notification and may be missing while the case is being investigated.

City and county	Cases
Holiday, Pasco	539
Green Cove Springs, Clay	537
Eustis, Lake	534
Ponte Vedra Beach, St. Johns	531
Palm City, Martin	529
Defuniak Springs, Walton	525
South Bay, Palm Beach	520
Missing, Collier	520
Niceville, Okaloosa	518
Inverness, Citrus	517
Santa Rosa Beach, Walton	515
Madison, Madison	514
The Villages, Sumter	514
Coconut Grove, Dade	500
Wauchula, Hardee	499
Dover, Hillsborough	495
Dunedin, Pinellas	494
Dania, Broward	486
Titusville, Brevard	485
Mount Dora, Lake	482
New Smyrna Beach, Volusia	477
Key Biscayne, Dade	477
Missing, Hillsborough	474
Bonifay, Holmes	471
Jasper, Hamilton	469
Gibsonton, Hillsborough	466
Lake Butler, Union	466
Wewahitchka, Gulf	463
Parrish, Manatee	462
Rockledge, Brevard	458
Biscayne Park, Dade	458
Groveland, Lake	457
Havana, Gadsden	457
Lantana, Palm Beach	450
Missing, Duval	448
Parkland, Broward	447
Pahokee, Palm Beach	444
Esteros, Lee	442
Monticello, Jefferson	441
Cross City, Dixie	441
Missing, Orange	441
Hobe Sound, Martin	433
El Portal, Dade	432
Moore Haven, Glades	424
Odessa, Hillsborough	411
South Miami, Dade	402
Fellsmere, Indian River	394
Lauderdale Lakes, Broward	389
Pinecrest, Dade	388
Crescent City, Putnam	383
Pace, Santa Rosa	376
Palm Springs, Palm Beach	370
Coral, Dade	367
Blountstown, Calhoun	366
Sun City Center, Hillsborough	365
Debary, Volusia	361
Carrabelle, Franklin	361
Missing, St. Lucie	358
Lithia, Hillsborough	358

COVID-19: characteristics of 626,426 Florida resident cases

Data through Sep 1, 2020 verified as of Sep 2, 2020 at 09:25 AM

Data in this report are provisional and subject to change.

The table below includes the cities and counties of residence for cases in Florida residents based on the patient's ZIP Code. Note that city is not always received as part of the initial notification and may be missing while the case is being investigated.

City and county	Cases
Macclenny, Baker	354
Wildwood, Sumter	354
Oldsmar, Pinellas	353
Atlantic Beach, Duval	353
Polk City, Polk	353
Bristol, Liberty	352
Missing, Pasco	352
Chattahoochee, Gadsden	346
Missing, Polk	345
Missing, Santa Rosa	344
Summerfield, Marion	343
Lauderhill, Broward	340
Alachua, Alachua	338
Uleta, Dade	332
North Palm Beach, Palm Beach	330
Yulee, Nassau	324
Frostproof, Polk	321
Belleview, Marion	321
Apollo Beach, Hillsborough	319
Missing, St. Johns	319
South Miami Heights, Dade	310
Coleman, Sumter	306
Crystal River, Citrus	301
Williston, Levy	299
Lake Placid, Highlands	298
Ellenton, Manatee	291
Fort Meade, Polk	283
Dunnellon, Marion	279
Wilton Manors, Broward	278
Sebastian, Indian River	277
Bowling Green, Hardee	274
Trenton, Gilchrist	274
Bushnell, Sumter	273
Homosassa, Citrus	272
Safety Harbor, Pinellas	271
Callahan, Nassau	271
Ponte Vedra, St. Johns	270
Missing, Hendry	268
Jensen Beach, Martin	248
Port Saint Joe, Gulf	247
Sneads, Jackson	247
Lady Lake, Lake	246
Key Largo, Monroe	245
Chiefland, Levy	245
Old Town, Dixie	243
Newberry, Alachua	239
Missing, Citrus	238
Missing, Volusia	237
Malone, Jackson	232
Hilliard, Nassau	229
Olympia Heights, Dade	224
Mary Esther, Okaloosa	221
Kendall, Dade	219
Missing, Hernando	218
Mascotte, Lake	216
Missing, Marion	214
Edgewater, Volusia	210
Palmetto Bay, Dade	208
Shalimar, Okaloosa	206

COVID-19: characteristics of 626,426 Florida resident cases

Data through Sep 1, 2020 verified as of Sep 2, 2020 at 09:25 AM

Data in this report are provisional and subject to change.

The table below includes the cities and counties of residence for cases in Florida residents based on the patient's ZIP Code. Note that city is not always received as part of the initial notification and may be missing while the case is being investigated.

City and county	Cases
Lecanto, Citrus	204
Freeport, Walton	204
Southwest Ranches, Broward	203
Missing, Osceola	203
Lake Alfred, Polk	200
Sweetwater, Dade	196
Missing, Madison	195
Missing, Hardee	194
Missing, Brevard	194
Thonotosassa, Hillsborough	194
Missing, Highlands	187
Beverly Hills, Citrus	186
Missing, Seminole	183
Minneola, Lake	183
Marathon, Monroe	183
Bronson, Levy	179
Marco Island, Collier	177
Jacksonville, St. Johns	175
Spring Hill, Pasco	173
Satellite Beach, Brevard	169
West Melbourne, Brevard	163
Citra, Marion	162
Fisher Island, Dade	161
Belle Isle, Orange	161
Missing, Monroe	159
Missing, Martin	158
Cocoa Beach, Brevard	158
Pierson, Volusia	157
Myakka City, Manatee	157
Neptune Beach, Duval	155
Fort White, Columbia	154
Keystone Heights, Clay	154
Dunnellon, Citrus	154
Sorrento, Lake	153
Nokomis, Sarasota	153
Missing, Sarasota	153
Midway, Gadsden	151
Oakland, Orange	148
Missing, Nassau	148
Missing, Desoto	148
Lake Park, Palm Beach	146
Clearwater Beach, Pinellas	145
Bell, Gilchrist	141
Missing, Indian River	140
Englewood, Charlotte	139
Jennings, Hamilton	139
De Leon Springs, Volusia	138
Umatilla, Lake	138
Glen Saint Mary, Baker	137
Gulfport, Pinellas	136
Cottdale, Jackson	136
Missing, Pinellas	136
Miramar Beach, Walton	134
Medley, Dade	134
High Springs, Alachua	134
Fruitland Park, Lake	133
Jay, Santa Rosa	133
Missing, Lake	132
Molino, Escambia	131

COVID-19: characteristics of 626,426 Florida resident cases

Data through Sep 1, 2020 verified as of Sep 2, 2020 at 09:25 AM

Data in this report are provisional and subject to change.

The table below includes the cities and counties of residence for cases in Florida residents based on the patient's ZIP Code. Note that city is not always received as part of the initial notification and may be missing while the case is being investigated.

City and county	Cases
Holly Hill, Volusia	130
Missing, Unknown	130
Indialantic, Brevard	128
Tavernier, Monroe	128
Hernando, Citrus	128
Missing, Okaloosa	125
Palm Beach, Palm Beach	125
Kenneth City, Pinellas	121
Zolfo Springs, Hardee	118
Silver Springs, Marion	118
Bunnell, Flagler	118
Golden Beach, Dade	117
Branford, Suwannee	116
Alva, Lee	115
Missing, Clay	114
Englewood, Sarasota	112
Edgewood, Orange	110
Gretna, Gadsden	110
Youngstown, Bay	110
Oxford, Sumter	110
East Palatka, Putnam	110
Missing, Gulf	106
South Daytona, Volusia	104
Trinity, Pasco	104
Missing, Gadsden	103
Tequesta, Palm Beach	102
Montverde, Lake	102
Missing, Wakulla	102
Missing, Leon	101
Weeki Wachee, Hernando	101
Raiford, Union	100
Missing, Levy	99
Flagler Beach, Flagler	98
Missing, Jackson	97
Missing, Flagler	97
Eagle Lake, Polk	95
Archer, Alachua	93
South Pasadena, Pinellas	93
Ocklawaha, Marion	92
Altha, Calhoun	92
Greenwood, Jackson	91
Hawthorne, Alachua	89
Rotunda West, Charlotte	89
Baker, Okaloosa	88
Haverhill, Palm Beach	88
Gotha, Orange	87
Missing, Washington	87
Apalachicola, Franklin	87
White Springs, Hamilton	86
Chuluota, Seminole	85
Interlachen, Putnam	85
Dundee, Polk	84
O Brien, Suwannee	84
Mims, Brevard	84
Fort Myers Beach, Lee	83
Cape Canaveral, Brevard	81
Webster, Sumter	81
Lawtey, Bradford	81
Floral City, Citrus	80

COVID-19: characteristics of 626,426 Florida resident cases

Data through Sep 1, 2020 verified as of Sep 2, 2020 at 09:25 AM

Data in this report are provisional and subject to change.

The table below includes the cities and counties of residence for cases in Florida residents based on the patient's ZIP Code. Note that city is not always received as part of the initial notification and may be missing while the case is being investigated.

City and county	Cases
Geneva, Seminole	80
Satsuma, Putnam	80
Zellwood, Orange	78
Osprey, Sarasota	78
Missing, Manatee	78
Vernon, Washington	77
Lake Panasoffkee, Sumter	76
Missing, Baker	76
Southport, Bay	76
Hiawassee, Orange	75
Melbourne Beach, Brevard	75
Missing, Calhoun	75
Hastings, St. Johns	74
Greenville, Madison	74
Pomona Park, Putnam	73
Missing, Sumter	71
Ave Maria, Collier	70
Azalea Park, Orange	70
Missing, Escambia	69
Grand Island, Lake	69
Bay Harbor Islands, Dade	67
Florida State University, Leon	67
Avon Park, Polk	66
Grand Ridge, Jackson	66
Reddick, Marion	66
Missing, Walton	65
Mcdavid, Escambia	65
Indian Rocks Beach, Pinellas	63
West Miami, Dade	63
Eastpoint, Franklin	62
Melrose, Putnam	62
Lee, Madison	61
Fountain, Bay	61
Indian Harbour Beach, Brevard	61
Alford, Jackson	61
Missing, Bradford	60
San Antonio, Pasco	60
Wellborn, Suwannee	60
Missing, Holmes	58
Westville, Holmes	57
Missing, Lee	57
Mcalpin, Suwannee	57
Missing, Taylor	57
Morrison, Levy	56
Islamorada, Monroe	55
Missing, Okeechobee	55
Surfside, Dade	55
Mangonia Park, Palm Beach	54
Greenacres, Palm Beach	54
Bal Harbour, Dade	54
Lakewood Ranch, Manatee	52
Elkton, St. Johns	52
Missing, Suwannee	52
Ponce De Leon, Holmes	52
Anthony, Marion	51
Atlantis, Palm Beach	50
Seville, Volusia	50
Astatula, Lake	50
Weirdale, Marion	50

COVID-19: characteristics of 626,426 Florida resident cases

Data through Sep 1, 2020 verified as of Sep 2, 2020 at 09:25 AM

Data in this report are provisional and subject to change.

The table below includes the cities and counties of residence for cases in Florida residents based on the patient's ZIP Code. Note that city is not always received as part of the initial notification and may be missing while the case is being investigated.

City and county	Cases
Missing, Gilchrist	49
Stock Island, Monroe	49
Viera, Brevard	49
Lockhart, Orange	48
Caryville, Washington	47
Poinciana, Polk	47
Center Hill, Sumter	47
Missing, Bay	47
Bokeelia, Lee	46
Micanopy, Alachua	45
Citrus Springs, Citrus	45
Celebration, Osceola	44
Bay Lake, Orange	44
Valparaiso, Okaloosa	44
Lake Hamilton, Polk	43
Babson Park, Polk	42
Sanibel, Lee	42
Missing, Liberty	41
Inlet Beach, Walton	40
Christmas, Orange	40
Hosford, Liberty	40
Bryceville, Nassau	40
Missing, Dixie	40
Juno Beach, Palm Beach	39
Laurel Hill, Okaloosa	39
Eglin Air Force Base, Okaloosa	39
Lake Helen, Volusia	39
Howey-In-The-Hills, Lake	39
Princeton, Dade	39
Steinhatchee, Taylor	39
Malabar, Brevard	38
Sumterville, Sumter	38
Fern Park, Seminole	38
Centerville, Leon	38
Cutler Bay, Dade	38
Summerland Key, Monroe	37
Cloud Lake, Palm Beach	37
Hallandale Beach, Broward	37
Missing, Jefferson	36
Fort McCoy, Marion	36
Welaka, Putnam	36
Lauderdale By The Sea, Broward	35
Lady Lake, Sumter	35
Osteen, Volusia	34
Eatonville, Orange	34
Belleair, Pinellas	33
Big Pine Key, Monroe	33
Missing, Franklin	33
San Mateo, Putnam	33
Flemington, Marion	33
Madeira Beach, Pinellas	32
Canal Point, Palm Beach	32
Greensboro, Gadsden	31
Singer Island, Palm Beach	31
Missing, Union	30
Holt, Okaloosa	30
Yalaha, Lake	30
The Villages, Lake	30
Destin, Walton	29

COVID-19: characteristics of 626,426 Florida resident cases

Data through Sep 1, 2020 verified as of Sep 2, 2020 at 09:25 AM

Data in this report are provisional and subject to change.

The table below includes the cities and counties of residence for cases in Florida residents based on the patient's ZIP Code. Note that city is not always received as part of the initial notification and may be missing while the case is being investigated.

City and county	Cases
Hypoluxo, Palm Beach	29
Felda, Hendry	29
Astor, Lake	28
Bradenton Beach, Manatee	27
Saint James City, Lee	27
Missing, Charlotte	27
Panacea, Wakulla	26
Air Mail Facility, Dade	26
Brooker, Bradford	26
Sopchoppy, Wakulla	26
Altoona, Lake	26
Naranja, Dade	26
Paisley, Lake	25
Odessa, Pasco	25
Clarksville, Calhoun	25
Belleair Beach, Pinellas	25
Patrick Air Force Base, Brevard	25
Oak Hill, Volusia	24
Ochopee, Collier	24
Grant-Valkaria, Brevard	24
Bascom, Jackson	23
Campbellton, Jackson	23
Sunny Isles Beach, Dade	23
Jupiter, Martin	23
Unknown, Orange	23
Florahome, Putnam	22
Florida Dept Of Corrections, Union	22
Ponce Inlet, Volusia	22
Kindred, Osceola	22
Missing, Lafayette	22
Longboat Key, Manatee	21
Baldwin, Duval	21
Holmes Beach, Manatee	21
Placida, Charlotte	21
Lehigh, Lee	21
Temple Terrace, Hillsborough	21
Dinsmore, Duval	21
Fruit Cove, St. Johns	20
Inglis, Levy	20
Waldo, Alachua	20
Callaway, Bay	20
Village Of Wellington, Palm Beach	20
Crystal Beach, Pinellas	20
Georgetown, Putnam	19
Matlacha, Lee	19
Miami Springs, Dade	19
Pinetta, Madison	19
Lamont, Jefferson	19
Alafaya, Orange	18
West Panama City Beach, Bay	18
Kissimmee, Orange	17
Tierra Verde, Pinellas	17
Highland Beach, Palm Beach	17
Tice, Lee	17
Hialeah Gardens, Dade	17
Waverly, Polk	17
Hampton, Bradford	17
Missing, Alachua	17
Hollister, Putnam	17

COVID-19: characteristics of 626,426 Florida resident cases

Data through Sep 1, 2020 verified as of Sep 2, 2020 at 09:25 AM

Data in this report are provisional and subject to change.

The table below includes the cities and counties of residence for cases in Florida residents based on the patient's ZIP Code. Note that city is not always received as part of the initial notification and may be missing while the case is being investigated.

City and county	Cases
Ona, Hardee	16
Walnut Hill, Escambia	16
Harmony, Osceola	16
Okahumpka, Lake	16
Palm Beach Shores, Palm Beach	16
Manalapan, Palm Beach	16
North Bay Village, Dade	15
Winter Park, Seminole	15
Eaton Park, Polk	15
Missing, Putnam	15
Santa Fe, Alachua	15
Fort Denaud, Hendry	15
Dania Beach, Broward	14
Terra Ceia, Manatee	14
Balm, Hillsborough	14
Pensacola Beach, Santa Rosa	14
Carrollwood, Hillsborough	14
Saint Pete Beach, Pinellas	14
Miami Shores, Dade	14
Bay Pines, Pinellas	14
Lighthouse Point, Broward	14
Sewalls Point, Martin	14
Missing, Glades	13
Barefoot Bay, Brevard	13
Miami, Unknown	13
Sydney, Hillsborough	13
Missing, Columbia	13
Ocean Ridge, Palm Beach	13
University Of Central Florida, Orange	13
West Park, Broward	13
Nocatee, Desoto	13
Village Of Palmetto Bay, Dade	12
Sun City, Hillsborough	12
Tioga, Alachua	12
Goulds, Dade	12
Kenansville, Osceola	12
Sebastian, Brevard	12
Bellview, Escambia	12
Tyndall Air Force Base, Bay	12
North Redington Beach, Pinellas	12
Intercession City, Osceola	12
Palm Shores, Brevard	12
Kinard, Calhoun	11
Labelle, Glades	11
Palmdale, Glades	11
University Of Miami, Dade	11
Lorida, Highlands	11
Orange Lake, Marion	11
Treasure Island, Pinellas	11
Bayonet Point, Pasco	10
Heathrow, Seminole	10
Lake Suzy, Desoto	10
Unknown, Dade	10
Mexico Beach, Bay	10
La Crosse, Alachua	10
Bagdad, Santa Rosa	9
Kathleen, Polk	9
Reunion, Osceola	9
Highland City, Polk	9

COVID-19: characteristics of 626,426 Florida resident cases

Data through Sep 1, 2020 verified as of Sep 2, 2020 at 09:25 AM

Data in this report are provisional and subject to change.

The table below includes the cities and counties of residence for cases in Florida residents based on the patient's ZIP Code. Note that city is not always received as part of the initial notification and may be missing while the case is being investigated.

City and county	Cases
Dowling Park, Suwannee	9
Branford, Lafayette	9
Homosassa Springs, Citrus	9
Enterprise, Volusia	9
Key Colony Beach, Monroe	9
Lacoochee, Pasco	8
Hernando Beach, Hernando	8
Wabasso, Indian River	8
Cedar Key, Levy	8
Paxton, Walton	8
Lutz, Pasco	8
Bradley, Polk	8
Tangerine, Orange	8
North Venice, Sarasota	7
Sparr, Marion	7
Plymouth, Orange	7
Lake City, Suwannee	7
Loughman, Polk	7
Buena Ventura Lakes, Osceola	7
South Palm Beach, Palm Beach	7
Venus, Highlands	7
Wahneta, Polk	7
Pasadena, Pinellas	7
Eloise, Polk	7
Gonzalez, Escambia	7
Aloma, Orange	7
Tallevast, Manatee	7
Steinhatchee, Dixie	6
Saint Marks, Wakulla	6
Psi, Unknown	6
Poinciana, Osceola	6
Mcintosh, Marion	6
West Delray Beach, Palm Beach	6
Goodland, Collier	6
Altamonte Springs, Orange	6
Perdido Key, Escambia	6
Nichols, Polk	6
Palma Sola, Manatee	6
Maitland, Seminole	6
Hialeah, Unknown	6
Horseshoe Beach, Dixie	6
Jacksonville, Unknown	6
Quail Heights, Dade	6
Ridge Manor, Pasco	5
Micco, Brevard	5
Ferndale, Lake	5
Lowell, Marion	5
Lake Como, Putnam	5
Lake Monroe, Seminole	5
Mango, Hillsborough	5
Parker, Bay	5
Shady Grove, Taylor	5
Boca Grande, Lee	5
Hallandale Beach, Broward	5
Hurlburt Field, Okaloosa	5
Crystal Springs, Pasco	5
Long Key, Monroe	5
South Fort Myers, Lee	5
Ponce De Leon, Walton	5

COVID-19: characteristics of 626,426 Florida resident cases

Data through Sep 1, 2020 verified as of Sep 2, 2020 at 09:25 AM

Data in this report are provisional and subject to change.

The table below includes the cities and counties of residence for cases in Florida residents based on the patient's ZIP Code. Note that city is not always received as part of the initial notification and may be missing while the case is being investigated.

City and county	Cases
Trilby, Pasco	5
Penney Farms, Clay	5
Murdock, Charlotte	5
Woodville, Leon	5
Yankeetown, Levy	5
Long Boat Key, Manatee	5
Bonifay, Washington	5
Ebro, Washington	5
Miromar Lakes, Lee	5
Perrine, Dade	5
Nobleton, Hernando	5
Northdale, Hillsborough	5
Gulf Breeze, Escambia	5
Indian Lake Estates, Polk	5
Lulu, Columbia	5
Rubonia, Manatee	5
F M, Lee	5
Maxville, Duval	4
Gulf Hammock, Levy	4
Ft Pierce, St. Lucie	4
Salt Springs, Marion	4
Ybor City, Hillsborough	4
Durant, Hillsborough	4
Leisure City, Dade	4
New Smyrna, Volusia	4
Oneco, Manatee	4
City Of Sunrise, Broward	4
Hollywood, Unknown	4
Gulf Stream, Palm Beach	4
Alturas, Polk	4
Missing, Hamilton	4
Cudjoe Key, Monroe	4
Anna Maria, Manatee	4
Homeland, Polk	4
Buckingham, Lee	4
Cortez, Manatee	4
Pembroke Park, Broward	4
Mayport, Duval	4
Laud-By-The-Sea, Broward	4
Little Torch Key, Monroe	4
Hawthorne, Putnam	4
Fairfield, Marion	4
Apopka, Seminole	4
Saint Lucie West, St. Lucie	4
Siesta Key, Sarasota	4
The Villages, Marion	4
University Park, Manatee	3
None, Dade	3
Orlando, Unknown	3
Belleair Bluffs, Pinellas	3
Captiva, Lee	3
Fort Lauderdale, Unknown	3
Indian Shores, Pinellas	3
Lynbrook, Broward	3
Pine Hills, Orange	3
Candler, Marion	3
Graceville, Holmes	3
Grove City, Charlotte	3
Fort Charlotte, Charlotte	3

COVID-19: characteristics of 626,426 Florida resident cases

Data through Sep 1, 2020 verified as of Sep 2, 2020 at 09:25 AM

Data in this report are provisional and subject to change.

The table below includes the cities and counties of residence for cases in Florida residents based on the patient's ZIP Code. Note that city is not always received as part of the initial notification and may be missing while the case is being investigated.

City and county	Cases
Everglades City, Collier	3
Bayshore Gardens, Manatee	3
Cottdale, Washington	3
Duette, Manatee	3
East Lake, Marion	3
Port Salerno, Martin	3
Redington Shores, Pinellas	3
Margate, Unknown	3
Davenport, Osceola	3
Champions Gate, Polk	3
Forest City, Orange	3
Fort Ogden, Desoto	3
Green Acres, Palm Beach	3
Wausau, Washington	3
Telogia, Liberty	3
Saint George Island, Franklin	3
Indian River Shores, Indian River	3
International Service Center, Dade	3
Mayport Naval Housing, Duval	3
Evinston, Alachua	3
Fanning Springs, Gilchrist	3
Elfers, Pasco	3
Fpo, Duval	3
Cinco Bayou, Okaloosa	3
Braden River, Manatee	3
Salem, Taylor	3
Vernon, Bay	3
Virginia Gardens, Dade	3
Mount Plymouth, Lake	3
Westchase, Hillsborough	3
Lauderhill, Unknown	3
Florida International University, Dade	3
El Jobean, Charlotte	3
Celebration, Orange	3
Port Saint John, Brevard	3
Orlando, Osceola	3
Point Washington, Walton	3
Roseland, Indian River	3
Saint Leo, Pasco	3
West Palm Beach, Unknown	3
White Springs, Columbia	3
Sugarloaf, Monroe	3
Pine Castle, Orange	3
Ozona, Pinellas	3
Clarcona, Orange	3
Indian Creek Village, Dade	3
Lakeshore, Polk	3
Morrison, Marion	3
Miami Gardens, Unknown	3
Miramar, Dade	3
Mesa, Unknown	2
Longboat Key, Sarasota	2
Jacksonville Naval Hospital, Duval	2
Ormond Beach, Flagler	2
Pompano Beach, Unknown	2
San Carlos Park, Lee	2
Shady Hills, Pasco	2
Sorrento, Orange	2
Earleton, Alachua	2

COVID-19: characteristics of 626,426 Florida resident cases

Data through Sep 1, 2020 verified as of Sep 2, 2020 at 09:25 AM

Data in this report are provisional and subject to change.

The table below includes the cities and counties of residence for cases in Florida residents based on the patient's ZIP Code. Note that city is not always received as part of the initial notification and may be missing while the case is being investigated.

City and county	Cases
Bayou George, Bay	2
Champions Gate, Osceola	2
Clewiston, Palm Beach	2
Cypress, Jackson	2
Deerfield Beach, Unknown	2
Glenwood, Volusia	2
Miccosukee, Leon	2
Milligan, Okaloosa	2
Homeless, Pinellas	2
Lamont, Taylor	2
Nalcrest, Polk	2
Pensacola, Unknown	2
Rocky Point, Hillsborough	2
Unknown, Seminole	2
Venice, Manatee	2
Sand Lake, Orange	2
Sugarloaf Key, Monroe	2
Mount Dora, Orange	2
Miami, Martin	2
Miramar, Unknown	2
Fort Lauderdale, Dade	2
Basinger, Okeechobee	2
Dade City, Hernando	2
Lake Butler, Bradford	2
Jonesville, Alachua	2
Union Park, Orange	2
Palma Ceia, Hillsborough	2
Orange Springs, Marion	2
Oakland Park, Unknown	2
Wakulla Springs, Wakulla	2
Samoset, Manatee	2
Graham, Bradford	2
Miami, Broward	2
Holder, Citrus	2
Orlando, Brevard	2
Scottsmoor, Brevard	2
Westlake, Palm Beach	2
Goldenrod, Seminole	2
Lake Harbor, Palm Beach	2
Chokoloskee, Collier	2
Madison, Unknown	2
Lealman, Pinellas	2
Redington Beach, Pinellas	2
Town N Country, Hillsborough	2
Daytona Beach Shores, Volusia	2
Deer Island, Lake	2
Destin, Unknown	2
Gibsonia, Polk	2
Wewahitchka, Calhoun	2
Grandin, Putnam	2
Hollywood, Dade	2
Inlet Beach, Bay	2
Jacksonville, Clay	2
Doctors Inlet, Clay	2
Laurel, Sarasota	2
Orlando, Seminole	2
Oklawaha, Marion	2
Tampa, Pinellas	2
University Of Fl, Alachua	2

COVID-19: characteristics of 626,426 Florida resident cases

Data through Sep 1, 2020 verified as of Sep 2, 2020 at 09:25 AM

Data in this report are provisional and subject to change.

The table below includes the cities and counties of residence for cases in Florida residents based on the patient's ZIP Code. Note that city is not always received as part of the initial notification and may be missing while the case is being investigated.

City and county	Cases
Sunny Hills, Washington	2
Switzerland, St. Johns	2
Watersound, Walton	2
White City, Gulf	2
Loxahatchee Groves, Palm Beach	2
Jensen Beach, St. Lucie	2
Hallandale Beach, Unknown	2
Archer, Levy	2
Ponte Vedra, Duval	2
Port Charlotte, Unknown	2
Valkaria, Brevard	2
Trenton, Levy	2
West Bradenton, Manatee	2
Ramrod Key, Monroe	2
River Ranch, Polk	2
Saint Augusaintine Beach, St. Johns	1
Saint Augustine Beach, St. Johns	1
Palm City, St. Lucie	1
Port Saint Lucie, Martin	1
Port St. Lucie, Martin	1
Seven Springs, Pasco	1
West Villages, Sarasota	1
Washington, Unknown	1
Unkown, Seminole	1
Upper Key Largo, Monroe	1
Tallahassee, Unknown	1
South Miami, Unknown	1
Port Everglades, Broward	1
Orlando, Lake	1
Newark, Broward	1
Niceville, Walton	1
Middlesburg, Duval	1
Miami, Palm Beach	1
Mount Pleasant, Gadsden	1
Boca Raton, Orange	1
Bonita Beach, Lee	1
Brooksville, Pasco	1
Coconut Creek, Unknown	1
Fort Myers, Unknown	1
Fort Pierce, Unknown	1
Davenport, Orange	1
Harrison, Pinellas	1
Hailandale, Unknown	1
Immokalee, Lee	1
Jupiter, Duval	1
Lake Geneva, Clay	1
Wintergarden, Orange	1
Worthington Springs, Union	1
Weston, Dade	1
Wesley Chapel, Alachua	1
Tewksbury, Orange	1
Tampa Palms, Hillsborough	1
South Daytona Beach, Volusia	1
San Antonio, Unknown	1
Unknown, Columbia	1
Tarpon Springs, Pasco	1
Olustee, Baker	1
Opalocka, Dade	1
Okeechobee, St. Lucie	1

COVID-19: characteristics of 626,426 Florida resident cases

Data through Sep 1, 2020 verified as of Sep 2, 2020 at 09:25 AM

Data in this report are provisional and subject to change.

The table below includes the cities and counties of residence for cases in Florida residents based on the patient's ZIP Code. Note that city is not always received as part of the initial notification and may be missing while the case is being investigated.

City and county	Cases
Riverview, Unknown	1
Lecanto, Marion	1
Miamf, Dade	1
Ludlam, Dade	1
Pine Ridge, Citrus	1
Pineland, Lee	1
Fort Pierce, Martin	1
Florence Villa, Polk	1
Florida A And M University, Leon	1
Estero, Collier	1
Fl, Dade	1
Fellsmeele, Brevard	1
Gainsville, Alachua	1
Hispanic, St. Lucie	1
Kissimmee, Brevard	1
Beverly Beach, Flagler	1
Aollywoss, Dade	1
Clermont, Orange	1
Clermont, Polk	1
Dade City, Hillsborough	1
Dallas, Lee	1
Deland, Lake	1
Celeste, Broward	1
99, Unknown	1
Clair-Mel City, Hillsborough	1
University Of Central Fl, Orange	1
Unknown Out Of Area, Duval	1
Valrico, Orange	1
Winterpark, Unknown	1
Florida Power & Light Co, Dade	1
Greenacres, Unknown	1
Eustic, Unknown	1
Everett, Dade	1
Fortlauderdale, Unknown	1
Ft Pierce, Unknown	1
Garland, Orange	1
Hallandate Ben, Unknown	1
Hickory, Lee	1
Hialeah, Broward	1
Homeless, Dade	1
Jacksonville, Dade	1
Apopka, Unknown	1
Alligator Point, Wakulla	1
Amelia City, Nassau	1
Bonita Springs, Collier	1
Tampa, Orange	1
Pt St Lucie, St. Lucie	1
Orlando, Orange	1
Ocala, Unknown	1
Ocean Breeze, Martin	1
Palm City, Unknown	1
Lincoln, Escambia	1
Live Oak, Columbia	1
Longwood, Orange	1
Lauderdale Hill, Unknown	1
Mc Dade, Broward	1
Miamt, Dade	1
Mid Florida, Seminole	1
N/A, Duval	1

COVID-19: characteristics of 626,426 Florida resident cases

Data through Sep 1, 2020 verified as of Sep 2, 2020 at 09:25 AM

Data in this report are provisional and subject to change.

The table below includes the cities and counties of residence for cases in Florida residents based on the patient's ZIP Code. Note that city is not always received as part of the initial notification and may be missing while the case is being investigated.

City and county	Cases
Casselberry, Orange	1
Crestview, Dade	1
Dania, Unknown	1
Darien, Pasco	1
Bostwick, Putnam	1
Brewton, Escambia	1
Bartow, Unknown	1
Boca Roton, Unknown	1
Caryville, Holmes	1
Cassadaga, Volusia	1
Fort Myers, Seminole	1
Fwb, Unknown	1
Gastonia, Polk	1
Deltona , Volusia	1
Lanark Village, Franklin	1
Grand Island, Unknown	1
Green, Clay	1
Hialeah, Unknown	1
Holt, Unknown	1
Los Angeles, Polk	1
Miami Granders, Dade	1
Wimauma, Manatee	1
Sea Ranch Lakes, Broward	1
Seminole, Orange	1
Tampa, Dade	1
Opa Locka, Unknown	1
Orange, Orange	1
Saint Petersburg, Dade	1
San Pedro Sula, Dade	1
Rosemary Beach, Bay	1
Saint Cloud, Orange	1
Port Charlotte FL, Unknown	1
Palm Coast, Orange	1
Lauderdale Lakes, Unknown	1
Island Grove, Alachua	1
Jacksonville, Marion	1
Jupiter Inlet, Palm Beach	1
Miamksaohes, Dade	1
Metter, Manatee	1
Mexico Beach, Gulf	1
Miami Dade, Unknown	1
Indian Rock Beach, Pinellas	1
Hillsboro Beach, Broward	1
Greenville, Taylor	1
Fellsmere, Brevard	1
Fernandina, Nassau	1
Cross Key, Monroe	1
Cypress Gardens, Polk	1
Dade City, Unknown	1
San Fernando, Unknown	1
Sarasota, Unknown	1
Seacrest, Walton	1
Pooler, Broward	1
Panomo City, Bay	1
Pensacola, Dade	1
Unknown, Manatee	1
Twentynine Palms, Broward	1
St Cloud, Orange	1
Sunrise, Unknown	1

COVID-19: characteristics of 626,426 Florida resident cases

Data through Sep 1, 2020 verified as of Sep 2, 2020 at 09:25 AM

Data in this report are provisional and subject to change.

The table below includes the cities and counties of residence for cases in Florida residents based on the patient's ZIP Code. Note that city is not always received as part of the initial notification and may be missing while the case is being investigated.

City and county	Cases
Suwannee, Dixie	1
Syracuse, Unknown	1
Okeechobee, Martin	1
Okeechobi, Unknown	1
Orlando, Manatee	1
North Lauderdale, Unknown	1
Notrealville, Polk	1
North Miami, Palm Beach	1
North Port, Manatee	1
Xifamk, Dade	1
Windermere, Unknown	1
Julington Creek, St. Johns	1
Jena, Taylor	1
Homeless, Okaloosa	1
Haines City, Orange	1
Lake Worth, Unknown	1
Litchfield Park, Unknown	1
Laurel Hill, Walton	1
Marathon Shores, Monroe	1
Mayport Naval Station, Duval	1
East Rockland Key, Monroe	1
Citrus Hills, Citrus	1
Apo, Collier	1
Boys Ranch, Suwannee	1
Big Torch Key, Monroe	1
Bonifay, Unknown	1
Arcadia, Unknown	1
Astor, Volusia	1
At Large, Broward	1
Austin, Dade	1
Na, Dade	1
New Port Richey, Hillsborough	1
Palatka, Marion	1
Palh Harbor, Pasco	1
Okeechobee, Highlands	1
Orange Park, Duval	1
Port St Luice, Unknown	1
Rices Landing, Dade	1
Pensacola Naval Hospital, Escambia	1
Tavares, Unknown	1
Seacrest, Bay	1
Stiamk, Dade	1
Weston, Unknown	1
Winter Springs, Orange	1
West Hollywood, Broward	1
Unknown, Duval	1
Westville, Walton	1
Venetian Islands, Dade	1
Tamarac, Dade	1
Unkn, Duval	1
Rosemary Beach, Walton	1
Saint Johns, Duval	1
Stetson University, Volusia	1
Northport, Sarasota	1
Orl, Osceola	1
Other, Dade	1
Pass-A-Grille Beach, Pinellas	1
Pensacola Beach, Escambia	1
Layton, Monroe	1

COVID-19: characteristics of 626,426 Florida resident cases

Data through Sep 1, 2020 verified as of Sep 2, 2020 at 09:25 AM

Data in this report are provisional and subject to change.

The table below includes the cities and counties of residence for cases in Florida residents based on the patient's ZIP Code. Note that city is not always received as part of the initial notification and may be missing while the case is being investigated.

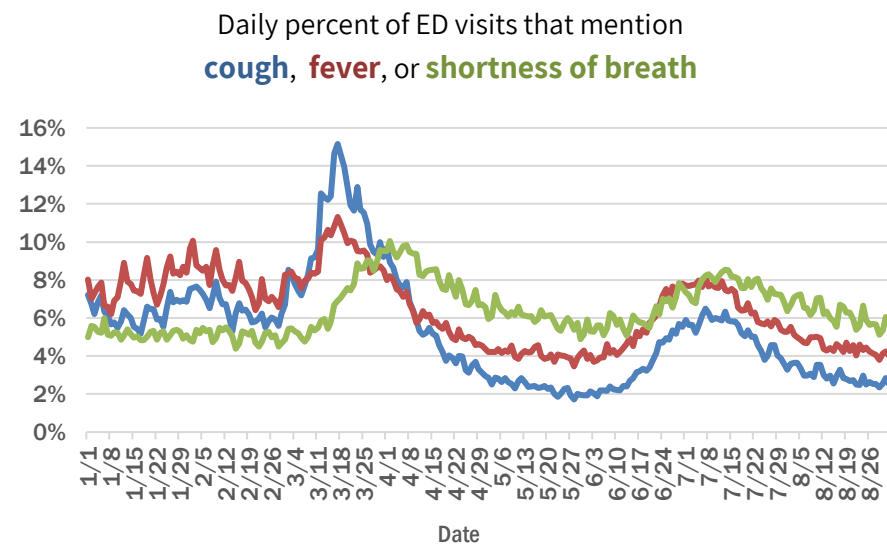
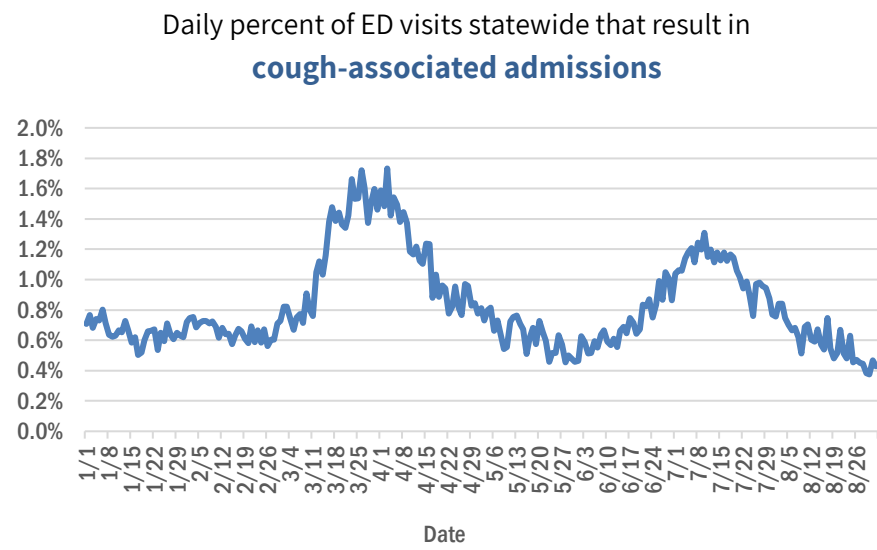
City and county	Cases
Lakeland, Unknown	1
Hutchinson Island, St. Lucie	1
Jacksonville, Orange	1
Los Angeles, Dade	1
Mckinney, Broward	1
Miamc, Dade	1
Franklin, Unknown	1
Hallandale, Unknown	1
Homeless, Hillsborough	1
Hoclywsod, Dade	1
Coconut Ck, Unknown	1
Carl Fisher, Dade	1
Brooklyn, Lee	1
Apollo Beach, Manatee	1
Alpharetta, Broward	1
Cape Haze, Charlotte	1
Duck Key, Monroe	1
Davie, Unknown	1
Babcock Ranch, Charlotte	1
Alva, Escambia	1
Branford, Gilchrist	1
Interlachen, Duval	1
Jacksonville Naval Air Station, Duval	1
Jacksonville, Nassau	1
Hialeahgardens, Dade	1
Homossa, Orange	1
Hosford, Calhoun	1
Sunrtise, Dade	1
Uknown, Unknown	1
Vero Beach, Unknown	1
University Of South Florida, Hillsborough	1
University Of Tampa, Hillsborough	1
Unk, Alachua	1
Unknown, Charlotte	1
Sharpes, Brevard	1
Sanford, Orange	1
Perth Amboy, Hillsborough	1
Punta Gorda, Unknown	1
Oldsrav, Manatee	1
Panama City, Unknown	1
North Fort Myers, Charlotte	1
North Laud, Unknown	1
Monroe, Hillsborough	1
Lucedale, St. Lucie	1
Watersound, Bay	1
Wtixrat, Dade	1
Yeehaw, Okeechobee	1
Total	626,426

COVID-19: additional surveillance information

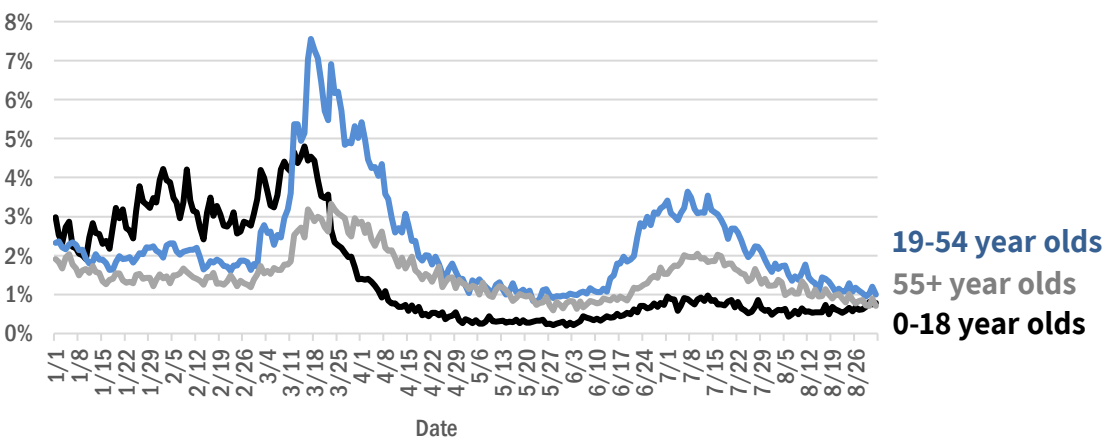
Data through Sep 1, 2020 verified as of Sep 2, 2020 at 09:25 AM

Data in this report are provisional and subject to change.

Statewide emergency department (ED) chief complaint and admission data



Daily percent of ED visits statewide that mention cough by age group



The Electronic Surveillance System for the Early Notification of Community-Based Epidemics (ESSENCE-FL) includes chief complaint data from 211 of 212 Florida EDs. Data are transmitted electronically to ESSENCE-FL daily or hourly.

COVID-19: All Florida residents with test results reported

Data through Sep 1, 2020 verified as of Sep 2, 2020 at 09:25 AM

Data in this report are provisional and subject to change.

The table below includes persons with laboratory results that the Department of Health has received electronically or by mail/fax for Florida residents.

County	Awaiting testing	Inconclusive	Negative	Positive	Percent positive	Total tested
Dade	475	1,994	663,999	158,178	19%	824,171
Broward	105	881	438,949	71,798	14%	511,628
Palm Beach	284	640	286,355	42,150	13%	329,145
Hillsborough	256	537	243,586	37,494	13%	281,617
Orange	393	297	277,191	36,072	12%	313,560
Duval	226	218	211,973	26,523	11%	238,714
Pinellas	7	137	176,526	19,931	10%	196,594
Lee	36	83	110,940	18,564	14%	129,587
Polk	68	109	99,071	17,233	15%	116,413
Collier	31	77	59,324	11,714	16%	71,115
Osceola	173	128	63,559	11,210	15%	74,897
Manatee	15	76	85,926	10,422	11%	96,424
Escambia	4	57	69,684	10,298	13%	80,039
Volusia	88	115	76,354	9,418	11%	85,887
Marion	13	114	54,760	8,619	14%	63,493
Seminole	80	70	68,997	8,166	11%	77,233
Pasco	144	55	71,355	8,113	10%	79,523
Brevard	20	57	87,274	7,399	8%	94,730
Sarasota	16	57	77,357	7,219	9%	84,633
St. Lucie	255	58	45,367	7,130	14%	52,555
Lake	177	100	69,990	6,540	9%	76,630
Leon	21	130	66,923	6,429	9%	73,482
Bay	14	62	25,589	5,333	17%	30,984
Alachua	19	31	79,970	5,238	6%	85,239
Santa Rosa	25	39	28,139	4,720	14%	32,898
Martin	61	61	26,686	4,479	14%	31,226
St. Johns	45	31	43,051	4,341	9%	47,423
Okaloosa	46	47	28,816	4,215	13%	33,078
Clay	20	40	37,293	4,113	10%	41,446
Columbia	4	55	12,138	3,368	22%	15,561
Indian River	51	13	28,353	2,843	9%	31,209
Charlotte	8	37	27,346	2,723	9%	30,106
Hernando	5	22	21,293	2,693	11%	24,008
Suwannee	1	49	7,724	2,447	24%	10,220
Jackson	11	13	12,974	2,392	16%	15,379
Gadsden	5	40	12,597	2,359	16%	14,996
Citrus	65	9	20,205	2,138	10%	22,352
Hendry		19	7,333	1,979	21%	9,331
Sumter	22	21	19,073	1,905	9%	20,999
Highlands	11	10	16,771	1,838	10%	18,619
Putnam	3	14	13,232	1,803	12%	15,049
Monroe	52	12	14,445	1,718	11%	16,175
Nassau	36	19	16,333	1,618	9%	17,970
Walton		35	9,741	1,535	14%	11,311
Desoto	6	7	8,851	1,498	14%	10,356
Flagler	8	16	16,197	1,316	8%	17,529
Okeechobee	2	15	8,671	1,246	13%	9,932
Baker	34	26	5,636	1,212	18%	6,874

COVID-19: All Florida residents with test results reported

Data through Sep 1, 2020 verified as of Sep 2, 2020 at 09:25 AM

Data in this report are provisional and subject to change.

The table below includes persons with laboratory results that the Department of Health has received electronically or by mail/fax for Florida residents.

County	Awaiting testing	Inconclusive	Negative	Positive	Percent positive	Total tested
Lafayette	4	12	1,377	1,205	46%	2,594
Taylor	6	29	4,846	1,204	20%	6,079
Hardee	4	9	5,932	1,101	16%	7,042
Washington	12	21	5,749	1,006	15%	6,776
Wakulla	3	36	8,178	922	10%	9,136
Levy	1	8	6,572	919	12%	7,499
Madison	1	11	4,657	863	16%	5,531
Gulf	2	5	4,588	819	15%	5,412
Bradford	1	20	5,106	764	13%	5,890
Dixie	1	12	4,101	737	15%	4,850
Hamilton	1	2	4,571	698	13%	5,271
Holmes	1	9	4,383	642	13%	5,034
Union		16	8,155	619	7%	8,790
Calhoun	1	10	4,020	572	12%	4,602
Franklin	3	5	4,063	547	12%	4,615
Jefferson		15	2,928	496	14%	3,439
Gilchrist	2	9	3,767	468	11%	4,244
Glades		1	818	459	36%	1,278
Liberty			2,853	436	13%	3,289
Unknown	2	34	7,131	259	3%	7,424
Total	3,486	6,997	4,047,712	626,426	13%	4,681,135

COVID-19: testing by laboratory

Data through Sep 1, 2020 verified as of Sep 2, 2020 at 09:25 AM

Data in this report are provisional and subject to change.

The numbers in the table below represent the number of Florida and non-Florida residents for whom test results were received by the Department of Health. A person can be tested by more than one laboratory and can have both positive and negative results. **Therefore, the sum of the numbers in each column will be larger than the total number of people tested.**

Reporting lab	Inconclusive	Negative	Positive	Percent positive	Total
LABORATORY CORPORATION OF AMERICA	1,406	812,376	111,421	12%	925,203
QUEST DIAGNOSTICS - TAMPA	6,800	774,066	112,952	13%	893,818
BIO REFERENCE LABORATORIES, INC	6,918	527,448	103,469	16%	637,835
GENETWORX	662	390,622	32,867	8%	424,151
CURATIVE LABS	4,834	302,072	31,268	9%	338,174
REALTOX LABS LLC	3,069	241,719	42,296	15%	287,084
NORTHWEST LABORATORY	231	117,662	6,210	5%	124,103
ADVENT HEALTH LAB	112	101,309	14,137	12%	115,558
ELABNETWORK	849	100,527	8,781	8%	110,157
MEDICAL DIAGNOSTIC LABORATORIES	854	88,628	12,645	12%	102,127
KORVALABS, INC	1,192	87,086	4,422	5%	92,700
MAKO GENOMICS	4,690	72,453	13,315	15%	90,458
MAYO CLINIC LABORATORIES	200	68,801	7,226	9%	76,227
BIOCOLLECTIONS WORLDWIDE, INC	412	63,915	10,070	14%	74,397
MEMORIAL REGIONAL HOSPITAL SOUTH	20	54,388	13,344	20%	67,752
QUEST DIAGNOSTICS NICHOLS INSTITUTE, INC.	291	58,172	7,766	12%	66,229
BAYCARE LABORATORIES LLC	355	59,726	5,849	9%	65,930
BPHL-JACKSONVILLE	15	53,399	9,708	15%	63,122
SACRED HEART HOSPITAL LABORATORY	2	51,500	6,580	11%	58,082
ORLANDO REG MED CENTER CLINICAL LAB	497	47,663	5,862	11%	54,022
DIATHERIX LABORATORIES		41,648	6,023	13%	47,671
TAMPA GENERAL HOSPITAL	4	43,587	3,403	7%	46,994
UF PATHLABS	33	43,798	2,028	4%	45,859
RCA LABORATORY SERVICES, LLC		43,559	1,868	4%	45,427
BPHL-MIAMI	216	36,390	8,065	18%	44,671
TESTING MATTERS INC		38,754	5,139	12%	43,893
Florida_Hospital	50	36,034	4,597	11%	40,681
ARUP LABORATORIES		37,336	2,518	6%	39,854
VIRACOR-EUROFINS LABORATORIES		28,910	8,865	23%	37,775
JACKSON MEMORIAL HOSPITAL CLINICAL LAB	79	29,200	7,006	19%	36,285
BPHL-TAMPA (SPECTRUM BLVD)	45	29,685	5,089	15%	34,819
SUNPATH MEDICAL DIAGNOSTICS LABORATORY	224	28,075	4,788	14%	33,087
SHANDS AT THE UNIVERSITY OF FLORIDA	200	28,948	1,674	5%	30,822
AIT LABORATORIES		26,433	3,098	10%	29,531
LAKELAND REGIONAL MEDICAL CENTER	83	24,802	3,023	11%	27,908
ST VINCENT'S MEDICAL CENTER - RIVERSIDE	1	24,168	2,805	10%	26,974
IMPACT HEALTH BIOMETRIC TESTING, INC	213	18,570	2,480	12%	21,263
CAPE CORAL HOSPITAL CLINICAL LABORATORY	1	17,660	3,128	15%	20,789
WALGREENS	11	17,613	3,011	15%	20,635
AMERICAN HEALTH ASSOCIATES	8	18,002	2,412	12%	20,422
AKESOGEN		17,638	2,672	13%	20,310
BROWARD GENERAL MEDICAL CENTER-CLINICAL LAB	2	15,852	2,103	12%	17,957
BAPTIST MEDICAL CENTER JACKSONVILLE	1	15,897	1,052	6%	16,950
NIZNIK LAB CORP	348	11,271	5,046	30%	16,665
SHANDS JACKSONVILLE MEDICAL CENTER INC	31	14,917	1,408	9%	16,356
BAPTIST HOSPITAL OF MIAMI CLINICAL LABORATORY	35	13,322	2,862	18%	16,219
TALLAHASSEE MEMORIAL HOSPITAL	79	14,464	1,178	7%	15,721

COVID-19: testing by laboratory

Data through Sep 1, 2020 verified as of Sep 2, 2020 at 09:25 AM

Data in this report are provisional and subject to change.

The numbers in the table below represent the number of Florida and non-Florida residents for whom test results were received by the Department of Health. A person can be tested by more than one laboratory and can have both positive and negative results. **Therefore, the sum of the numbers in each column will be larger than the total number of people tested.**

Reporting lab	Inconclusive	Negative	Positive	Percent positive	Total
ADVENTHEALTH DAYTONA BEACH	27	13,607	1,052	7%	14,686
STATLAB_MOBILE	1	12,926	1,197	8%	14,124
FLORIDA HOSPITAL - TAMPA	5	12,582	1,267	9%	13,854
APPLIED INGENUITY DIAGNOSTICS LLC		12,800	822	6%	13,622
ACCESS DX LABORATORY	137	11,763	1,563	12%	13,463
SARASOTA MEMORIAL HOSPITAL MAIN LAB	12	12,316	1,065	8%	13,393
PALMETTO GENERAL HOSPITAL LAB	3	9,822	2,914	23%	12,739
NAPLES COMMUNITY HOSPITAL	26	11,312	1,334	11%	12,672
ST JOSEPHS HOSPITAL LABORATORY	11	10,733	1,630	13%	12,374
CLEVELAND CLINIC HOSPITAL LAB	4	11,132	1,189	10%	12,325
MOUNT SINAI MEDICAL CENTER	6	10,696	1,265	11%	11,967
MILLENNIUM PHYSICIAN GROUP		9,955	1,935	16%	11,890
UNIVERSITY OF MIAMI HOSPITAL	9	9,738	1,716	15%	11,463
NICKLAUS CHILDREN'S HOSPITAL	39	9,243	2,180	19%	11,462
NORTH FLORIDA REGIONAL MEDICAL CENTER		9,993	1,156	10%	11,149
ECCO LAB GROUP CO	279	7,897	2,577	24%	10,753
JFK MEDICAL CENTER LAB	1	8,647	1,591	16%	10,239
INTEGRATED REGIONAL LABORATORIES LLP		8,283	1,585	16%	9,868
BRANDON REGIONAL HOSPITAL		8,318	1,480	15%	9,798
SAINT MARY'S MEDICAL CENTER	13	8,424	1,325	14%	9,762
SOUTH MIAMI HOSPITAL LAB	12	8,428	1,224	13%	9,664
JUPITER MEDICAL CENTER LAB	42	8,500	1,075	11%	9,617
QUEST NEW ENGLAND	35	8,132	1,001	11%	9,168
MORTON PLANT HOSPITAL-ADLER INSTITUTE	8	8,356	663	7%	9,027
ABL MEDICAL CARE LLC		8,334	682	8%	9,016
WELLINGTON REGIONAL MED CTR LAB	3	7,416	1,171	14%	8,590
LARKIN COMMUNITY HOSPITAL INC DBA CARDIOTROPIC		5,111	3,443	40%	8,554
FLORIDA HOSPITAL WATERMAN LABORATORY	17	7,824	666	8%	8,507
LABCORP BURLINGTON (LPP)	3	8,086	406	5%	8,495
INDIAN RIVER MEDICAL CENTER LAB		7,897	520	6%	8,417
BIOCERNA LABS	308	6,569	1,201	15%	8,078
PANCARE OF FLORIDA INC		7,483	570	7%	8,053
MEMORIAL REGIONAL HOSPITAL CLINICAL LABORATORY	8	7,058	546	7%	7,612
LEESBURG REGIONAL MEDICAL CENTER		6,504	782	11%	7,286
QUEST DIAGNOSTICS INFECTIOUS DISEASE INC	49	5,663	1,532	21%	7,244
HOMESTEAD HOSPITAL CLINICAL LABORATORY	13	5,600	1,623	22%	7,236
LARKIN COMMUNITY HOSPITAL	10	6,081	1,133	16%	7,224
DRS CLACK SPENCER WHITE & MCCORMACK PA D/B/A		6,442	750	10%	7,192
ARNOLD PALMER MEDICAL CENTER CLINICAL LAB		6,901	253	4%	7,154
REAL DIAGNOSTICS	77	6,554	471	7%	7,102
DELRAY MEDICAL CENTER	2	6,160	759	11%	6,921
BAPTIST HOSPITAL OF MIAMI MOLECULAR DIAGNOSTICS	58	5,812	846	13%	6,716
OSCEOLA REGIONAL MEDICAL CENTER	1	5,584	1,059	16%	6,644
AEGIS SCIENCES CORPORATION	27	6,024	560	8%	6,611

COVID-19: testing by laboratory

Data through Sep 1, 2020 verified as of Sep 2, 2020 at 09:25 AM

Data in this report are provisional and subject to change.

The numbers in the table below represent the number of Florida and non-Florida residents for whom test results were received by the Department of Health. A person can be tested by more than one laboratory and can have both positive and negative results. **Therefore, the sum of the numbers in each column will be larger than the total number of people tested.**

Reporting lab	Inconclusive	Negative	Positive	Percent positive	Total
Lee Memorial Hospital		5,119	1,467	22%	6,586
WEST KENDALL BAPTIST HOSPITAL LABORATORY	4	5,182	1,393	21%	6,579
MEMORIAL HOSPITAL JACKSONVILLE	8	5,201	1,348	21%	6,557
ST ANTHONY'S HOSPITAL LAB	11	5,641	743	12%	6,395
WINTER HAVEN HOSPITAL CLINICAL LABORATORY	1	5,263	997	16%	6,261
LAWNWOOD REGIONAL MEDICAL CENTER	1	5,241	953	15%	6,195
QUEST DIAGNOSTICS - WEST HILLS	21	5,732	219	4%	5,972
BOSTON HEART DIAGNOSTICS CORP		5,083	852	14%	5,935
GOOD SAMARITAN MEDICAL CENTER LAB	1	4,940	929	16%	5,870
BAPTIST MEDICAL CENTER SOUTH		5,416	397	7%	5,813
ST JOSEPHS HOSPITAL	7	4,958	730	13%	5,695
MEASE COUNTRYSIDE LAB	1	5,061	539	10%	5,601
ORANGE PARK MEDICAL CENTER	9	4,428	1,155	21%	5,592
GULF COAST MEDICAL CENTER MICROLAB		4,084	1,339	25%	5,423
BETHESDA HOSPITAL EAST		4,647	595	11%	5,242
BAPTIST HOSPITAL LABORATORY	4	4,338	822	16%	5,164
HALIFAX MEDICAL CENTER LAB	22	4,424	715	14%	5,161
MARTIN HOSPITAL SOUTH LAB		4,763	279	6%	5,042
WEST FLORIDA HOSPITAL LAB		3,969	1,061	21%	5,030
FLORIDA HOSPITAL HEARTLAND MED CTR CLINICAL LAB	1	4,481	510	10%	4,992
QUEST DIAGNOSTICS NICHOLS INSTITUTE - SJC (ELR)	27	4,248	685	14%	4,960
WEST BOCA MEDICAL CENTER LAB		4,397	487	10%	4,884
MANATEE MEMORIAL HOSPITAL		4,369	486	10%	4,855
WESTSIDE REGIONAL MED CTR	2	3,905	935	19%	4,842
CORAL GABLES HOSPITAL CLINICAL LABORATORY		3,690	1,080	23%	4,770
ADVENTHEALTH WESLEY CHAPEL	1	4,334	386	8%	4,721
RUTGERS CLINICAL GENOMICS LABORATORY	10	4,480	190	4%	4,680
PATIENTS FIRST LAKE ELLA MEDICAL CENTER PA		3,541	1,116	24%	4,657
LARGO MEDICAL CENTER		4,021	586	13%	4,607
PALM BEACH GARDENS MEDICAL CTR LAB		4,140	430	9%	4,570
OAK HILL HOSPITAL		4,026	528	12%	4,554
NORTHWEST MEDICAL CENTER	1	3,541	1,007	22%	4,549
NCH NORTH NAPLES HOSPITAL LAB	5	3,896	624	14%	4,525
THE VILLAGES REGIONAL HOSPITAL		4,183	334	7%	4,517
MERCY HOSPITAL A CAMPUS OF PLANTATION GEN HOSP LAB	1	3,338	1,138	25%	4,477
DOCTORS HOSPITAL	2	3,576	894	20%	4,472
HEALTH PARK MEDICAL CENTER CLINICAL LAB		3,582	855	19%	4,437
AVENTURA HOSPITAL LAB		3,289	1,113	25%	4,402
QUEST DIAGNOSTICS	4	3,906	374	9%	4,284
Capital Regional Medical Ctr		3,398	846	20%	4,244
MEMORIAL HOSPITAL WEST LABORATORY SERVICES	13	3,762	432	10%	4,207
PALMS WEST HOSPITAL LAB	2	3,251	861	21%	4,114
NORTH SHORE MEDICAL CENTER		3,217	892	22%	4,109
CORAL SPRINGS MED CTR		3,664	445	11%	4,109
BROWARD HEALTH NORTH CLINICAL LABORATORY		3,517	581	14%	4,098

COVID-19: testing by laboratory

Data through Sep 1, 2020 verified as of Sep 2, 2020 at 09:25 AM

Data in this report are provisional and subject to change.

The numbers in the table below represent the number of Florida and non-Florida residents for whom test results were received by the Department of Health. A person can be tested by more than one laboratory and can have both positive and negative results. **Therefore, the sum of the numbers in each column will be larger than the total number of people tested.**

Reporting lab	Inconclusive	Negative	Positive	Percent positive	Total
BLAKE MEDICAL CENTER		3,371	699	17%	4,070
FLORIDA HOSPITAL ZEPHYRHILLS		3,751	303	7%	4,054
EXACT SCIENCES LABORATORIES		3,678	345	9%	4,023
FLORIDA MEDICAL CENTER - A CAMPUS OF NORTH SHORE	2	3,408	607	15%	4,017
FLORIDA HOSPITAL FLAGLER	2	3,751	263	7%	4,016
FLORIDA HOSPITAL DELAND	8	3,169	622	16%	3,799
MOFFITT CANCER CENTER	5	3,675	74	2%	3,754
INFORM DIAGNOSTICS, INC		3,532	202	5%	3,734
REGIONAL MEDICAL CENTER BAYONET POINT	2	3,405	298	8%	3,705
PLANTATION GENERAL HOSPITAL		2,800	889	24%	3,689
FLORIDA HOSPITAL OF CARROLLWOOD		3,174	500	14%	3,674
BAYFRONT MEDICAL CENTER	12	2,708	904	25%	3,624
CLEVELAND CLINIC MARTIN SOUTH HOSPITAL		3,281	333	9%	3,614
NEMOURS CHILDRENS HOSPITAL		3,488	91	3%	3,579
MEDICAL CENTER OF TRINITY CLINICAL LABORATORY		3,030	489	14%	3,519
INGENIOUS PERSONALIZED MEDICINE	25	2,514	970	28%	3,509
CARDIOTROPIC LABS	81	2,716	710	20%	3,507
NORTHSIDE HOSPITAL AND HEART INSTITUTE		3,032	458	13%	3,490
NEW YORK STATE ELR - SUNRISE MEDICAL LABORATORIES		3,288	77	2%	3,365
LAKE CITY MEDICAL CENTER		2,547	801	24%	3,348
OCALA REGIONAL MEDICAL CENTER		2,859	428	13%	3,287
DR. P. PHILLIPS HOSPITAL		3,136	141	4%	3,277
BAPTIST MEDICAL CENTER - BEACHES		2,992	206	6%	3,198
FULGENT DIAGNOSTICS	80	2,848	188	6%	3,116
CENTRAL FLORIDA REGIONAL HOSPITAL		2,693	404	13%	3,097
LEON MEDICAL CENTERS LLC		2,470	610	20%	3,080
MORTON PLANT-MEASE	1	2,844	217	7%	3,062
GULF COAST MEDICAL CENTER LAB		2,369	671	22%	3,040
NIGHT LITE PEDIATRICS	1	2,303	723	24%	3,027
ST JOSEPHS NORTH HOSPITAL LAB		2,680	340	11%	3,020
IMPERIAL POINT MEDICAL CENTER		2,679	282	10%	2,961
LAKEWOOD RANCH MEDICAL CENTER		2,690	265	9%	2,955
ALL CHILDREN'S HOSPITAL LAB		2,687	188	7%	2,875
SOUTH LAKE HOSPITAL		2,669	133	5%	2,802
ST LUCIE MEDICAL CENTER		2,207	556	20%	2,763
UHEALTH CORAL GABLES/LENNAR MED CTR		2,629	132	5%	2,761
SOUTH FLORIDA BAPTIST HOSPITAL MICRO	1	2,295	408	15%	2,704
POINCIANA MEDICAL CENTER		1,953	718	27%	2,671
PHYSICIANS REGIONAL MEDICAL CENTER - PINE RIDGE RD		2,138	490	19%	2,628
WEST MARION COMMUNITY HOSPITAL LAB		2,246	342	13%	2,588
BAPTIST MEDICAL CENTER - NASSAU		2,429	130	5%	2,559
SOUTH SEMINOLE HOSPITAL LABORATORY		2,340	101	4%	2,441
WESTCHESTER HOSPITAL	21	1,984	434	18%	2,439
UNIVERSITY HOSPITAL AND MEDICAL CENTER		1,807	618	25%	2,425
ACCESS MEDICAL LABORATORIES		1,362	1,041	43%	2,403
FLORIDA HOSPITAL NORTH PINELLAS	5	2,205	168	7%	2,378
MEDCOMP SCIENCES LLC	28	1,296	1,050	44%	2,374

COVID-19: testing by laboratory

Data through Sep 1, 2020 verified as of Sep 2, 2020 at 09:25 AM

Data in this report are provisional and subject to change.

The numbers in the table below represent the number of Florida and non-Florida residents for whom test results were received by the Department of Health. A person can be tested by more than one laboratory and can have both positive and negative results. **Therefore, the sum of the numbers in each column will be larger than the total number of people tested.**

Reporting lab	Inconclusive	Negative	Positive	Percent positive	Total
VISTA CLINICAL		1,167	1,192	51%	2,359
WEST PALM HOSPITAL LAB		2,018	334	14%	2,352
FLORIDA HOSPITAL FISH MEMORIAL	1	2,002	345	15%	2,348
QUEST DIAGNOSTICS - ATLANTA	4	2,040	258	11%	2,302
WALGREEN CO	2	2,026	264	12%	2,292
HEALTHQUEST ESOTERICS		1,390	768	36%	2,158
MEMORIAL HOSPITAL MICRO		1,932	219	10%	2,151
ANNE BATES LEACH EYE HOSPITAL/ ABLEH MICROBIOLOGY LABORATORY		2,067	49	2%	2,116
ST PETERSBURG GENERAL HOSPITAL		1,579	493	24%	2,072
HIALEAH HOSPITAL	4	1,577	475	23%	2,056
ADVENTHEALTH OCALA LABORATORY		1,692	308	15%	2,000
MEMORIAL HOSPITAL- MIRAMAR	10	1,812	157	8%	1,979
FORT WALTON BEACH MEDICAL CENTER		1,670	304	15%	1,974
QUEST DIAGNOSTICS LENEXA	17	1,774	163	8%	1,954
BAPTIST NORTH EMERGENCY CENTER		1,446	502	26%	1,948
MEASE DUNEDIN HOSPITAL	4	1,756	186	10%	1,946
CITRUS MEMORIAL HOSPITAL LABORATORY		1,779	135	7%	1,914
NONA SCIENTIFIC	3	1,524	376	20%	1,903
CLEVELAND CLINIC TRADITION HOSPITAL		1,683	200	11%	1,883
OVIEDO MEDICAL CENTER		1,542	283	16%	1,825
DOCTORS HOSPITAL OF SARASOTA CLINICAL LABORATORY		1,576	182	10%	1,758
LEE HEALTH COCONUT POINT CLINICAL LAB	2	1,401	343	20%	1,746
WALGREENS OAKLAND PARK	3	1,527	192	11%	1,722
RAULERSON HOSPITAL		1,425	291	17%	1,716
MEMORIAL HOSPITAL PEMBROKE	3	1,482	209	12%	1,694
CLEVELAND CLINIC MARTIN NORTH HOSPITAL		1,440	210	13%	1,650
PALMS OF PASADENA HOSPITAL		1,390	228	14%	1,618
AVECINA MEDICAL OAKLEAF		1,060	483	31%	1,543
OPTEO LABORATORY		1,506	29	2%	1,535
P4 CLINICAL, LLC	24	1,320	188	12%	1,532
PUTNAM COMMUNITY MEDICAL CENTER		1,315	210	14%	1,525
AVERO DIAGNOSTICS - IRVING		1,384	133	9%	1,517
SOUTH BAY HOSPITAL MICRO		1,253	245	16%	1,498
BETHESDA HOSPITAL WEST		1,307	153	10%	1,460
PHYSICIANS REGIONAL MEDICAL CENTER - COLLIER BLVD	1	1,109	333	23%	1,443
LOWER KEYS MEDICAL CENTER		1,294	134	9%	1,428
PWN HEALTH	7	935	472	33%	1,414
TWIN CITIES HOSPITAL		1,269	136	10%	1,405
BARTOW REGIONAL MEDICAL CENTER	1	1,171	198	14%	1,370
QUEST DIAGNOSTICS - MIRAMAR	6	359	998	73%	1,363
SYNERGY LABORATORIES	7	1,214	117	9%	1,338
ST VINCENT'S MEDICAL CENTER - SOUTHSIDE		1,307	27	2%	1,334
HOLIDAY CVS LLC		1,256	7	1%	1,263
BMCT Molecular Diagnostics Subsection		1,020	234	19%	1,254
LAKESIDE MEDICAL CENTER		877	359	29%	1,236
SACRED HEART-EMERALD COAST		1,046	187	15%	1,233
CLINICORE		1,112	91	8%	1,203

COVID-19: testing by laboratory

Data through Sep 1, 2020 verified as of Sep 2, 2020 at 09:25 AM

Data in this report are provisional and subject to change.

The numbers in the table below represent the number of Florida and non-Florida residents for whom test results were received by the Department of Health. A person can be tested by more than one laboratory and can have both positive and negative results. **Therefore, the sum of the numbers in each column will be larger than the total number of people tested.**

Reporting lab	Inconclusive	Negative	Positive	Percent positive	Total
QUEST DIAGNOSTICS WOOD DALE	3	1,103	82	7%	1,188
GULF BREEZE HOSPITAL LAB	1	1,006	148	13%	1,155
HIGHLANDS REGIONAL MEDICAL CENTER		959	192	17%	1,151
UNIVERSITY OF MIAMI HOSPITAL & CLINICS	2	1,030	59	5%	1,091
PATIENTS CHOICE LABORATORIES		581	473	45%	1,054
UHEALTH DEERFIELD BEACH/UMSYLVESTER DEERFIELD BEACH LABORATORY	3	1,004	43	4%	1,050
VIKOR SCIENTIFIC	2	608	439	42%	1,049
AVECINA MEDICAL		752	262	26%	1,014
ORLANDO VA MEDICAL CENTER		859	151	15%	1,010
LMHS		901	78	8%	979
ENGLEWOOD COMMUNITY HOSPITAL		889	79	8%	968
BAPTIST EMERGENCY CENTER OAKLEAF		773	162	17%	935
AVENTUS BIOLABS	1	403	530	57%	934
MARINERS HOSPITAL		827	99	11%	926
GENE BY GENE, GENOMICS RESEARCH CENTER LAB	31	802	65	7%	898
FLOWERS HOSPITAL		787	99	11%	886
BAPTIST HEALTH EMERGENCY CENTER COUNTRY WALK		714	155	18%	869
CLARITY LAB SOLUTIONS		705	132	16%	837
FLORIDA HOSPITAL ORLANDO		745	74	9%	819
BAPTIST EMERGENCY CENTER CLAY		709	104	13%	813
PATHNOSTICS		84	721	90%	805
ST VINCENTS CLAY COUNTY		775	26	3%	801
LABCORP	1	428	335	44%	764
JACKSON HOSPITAL CLINICAL LABORATORY		664	88	12%	752
MINUTECLINIC LLC #3703		665	72	10%	737
CAPSTONE HEALTHCARE		473	255	35%	728
FLORIDA LABORATORY ANALYSIS		483	244	34%	727
NIGHT LITE PEDIATRICS URGENT CARE		664	61	8%	725
DESOTO MEMORIAL HOSPITAL CLINICAL LABORATORY	3	581	132	18%	716
Assurance Scientific Laboratories		557	152	21%	709
LABCORP RTP	3	94	592	86%	689
PHYSICIANS STAT LAB		138	549	80%	687
ADVANCE MEDICAL OF NAPLES			665	100%	665
TAMPA COMMUNITY HOSPITAL		468	178	28%	646
BARDMOOR LABORATORY	1	546	72	12%	619
LAB24 INC	1	28	590	95%	619
SANTA ROSA MEDICAL CENTER		403	211	34%	614
NONE		281	327	54%	608
VAMC ORLANDO		303	305	50%	608
EGLIN AIRFORCE BASE LAB		478	127	21%	605
AVECINA MEDICAL JULINGTON	1	396	205	34%	602
PATIENTS FIRST - MAHAN DRIVE		164	429	72%	593
QUEST	4	146	442	75%	592
UNITED CLINICAL LABORATORY LLC		4	586	99%	590
NCH NORTHEAST	4	373	193	34%	570
LEE MEMORIAL HOSPITAL LAB			565	100%	565
NCH HEALTHCARE SYSTEM MICROBIOLOGY LAB		1	562	100%	563

COVID-19: testing by laboratory

Data through Sep 1, 2020 verified as of Sep 2, 2020 at 09:25 AM

Data in this report are provisional and subject to change.

The numbers in the table below represent the number of Florida and non-Florida residents for whom test results were received by the Department of Health. A person can be tested by more than one laboratory and can have both positive and negative results. **Therefore, the sum of the numbers in each column will be larger than the total number of people tested.**

Reporting lab	Inconclusive	Negative	Positive	Percent positive	Total
WALGREENS ORLANDO		509	49	9%	558
PHAROS HEALTH		417	131	24%	548
QUEST DIAGNOSTICS - IRVING	10	349	178	33%	537
HOLY CROSS HOSPITAL LABORATORY			518	100%	518
ASSOCIATED PATHOLOGISTS, LLC		416	88	17%	504
HISTOPATHOLOGY SERVICES, LLC		437	65	13%	502
MAVERICK LABS		354	142	29%	496
SOUTHEAST ALABAMA MEDICAL CENT		451	44	9%	495
ARCPPOINT LABS - FORT MYERS	2	373	111	23%	486
LUMINUS DIAGNOSTICS		337	149	31%	486
ATLANTIS URGENT CARE		331	143	30%	474
DYNIX DIAGNOSTICS	1	265	188	41%	454
PANCARE OF FLORIDA, INC			443	100%	443
MARTIN MEMORIAL LABORATORY AT ST LUCIE WEST		381	51	12%	432
HOLIDAY CVS LLC DBA CVSPHARMACY #5155		421	6	1%	427
ORLANDO VETERANS AFFAIRS MEDICAL CENTER		112	298	73%	410
MEDARBOR DIAGNOSTICS		1	401	100%	402
LAB CORP	1	165	230	58%	396
UAB HIGHLANDS LABORATORY		392	3	1%	395
NORTH FLORIDA PEDIATRICS-TALLAHASSEE		358	29	7%	387
NEW YORK STATE ELR - NORTH SHORE LONG ISLAND JEWISH HEALTH		364	23	6%	387
QUEST DIAGNOSTICS NICHOLS INSTITUTE	5	353	17	5%	375
CLARITY LABS		313	49	14%	362
NEW YORK STATE ELR - NYU HOSPITALS CENTER CLINICAL LABORATORIES		350	12	3%	362
MEMORIAL PEMBROKE 24/7 CARE CENTER		268	93	26%	361
INFORM DIAGNOSTICS		349	3	1%	352
WATSON CLINIC LLP MAIN		230	119	34%	349
ECCOLAB GROUP	1	79	264	77%	344
NEW YORK STATE ELR - LENCO MEDICAL LABORATORY		322	13	4%	335
JAY HOSPITAL CLINICAL LABORATORY		248	86	26%	334
CENTRA CARE - WATERFORD LAKES		261	72	22%	333
DAVITA LABS		292	26	8%	318
ADVENT HEALTH CENTRA CARE: WATERFORD LAKES		248	67	21%	315
NCF DIAGNOSTICS & DNA TECHNOLOGIES	10	57	246	79%	313
NEW YORK STATE ELR - DEPARTMENT OF CLINICAL LABS		301	5	2%	306
CORE DIAGNOSTIC LABORATORIES LLC		219	75	26%	294
STEWART REFERENCE LABORATORY		140	152	52%	292
NITE LITE PEDIATRICS		177	115	39%	292
TENNESSEE DOH - NASHVILLE	2	255	32	11%	289
SUNRISE MEDICAL LABORATORIES		226	62	22%	288
TEMPUS CLINICAL LABORATORY	1	261	25	9%	287
BAPTIST MD ANDERSON CANCER CENTER		284	2	1%	286
AMELIA URGENT CARE		114	165	59%	279
LABCORP TAMPA	1	32	244	88%	277
TALLAHASSEE PRIMARY CARE ASSOCIATES		268	9	3%	277
VETERANS AFFAIRS MEDICAL CENTER LAB		9	267	97%	276
BAYA URGENT CARE		3	265	99%	268

COVID-19: testing by laboratory

Data through Sep 1, 2020 verified as of Sep 2, 2020 at 09:25 AM

Data in this report are provisional and subject to change.

The numbers in the table below represent the number of Florida and non-Florida residents for whom test results were received by the Department of Health. A person can be tested by more than one laboratory and can have both positive and negative results. **Therefore, the sum of the numbers in each column will be larger than the total number of people tested.**

Reporting lab	Inconclusive	Negative	Positive	Percent positive	Total
FLAGLER HOSPITAL	5	18	242	91%	265
THERADOC		150	115	43%	265
UNKNOWN		16	246	94%	262
FULGENT DIAGNOSTICS LABORATORY	4	248	8	3%	260
FLO-MEDILAB SERVICES		82	177	68%	259
SANFORD REFERENCE LAB		248	10	4%	258
GENESIS REFERENCE LABORATORIES		1	254	100%	255
LABTECH DIAGNOSTIC		124	128	51%	252
EXPRESS GENE MOLECULAR DIAGNOSTIC LABORATORY		2	246	99%	248
HOLMES REGIONAL MEDICAL CENTER		3	242	99%	245
EUROFINS NTD, LLC		213	28	12%	241
SMA SPECIALITY MEDICAL LAB		63	174	73%	237
GESSLER CLINIC		1	228	100%	229
JAMES A. HALEY VETERANS MICRO LAB			229	100%	229
ASCEND CLINICAL		224	4	2%	228
HENDRY REGIONAL MEDICAL CENTER		9	218	96%	227
ST CLOUD REGIONAL MEDICAL CENTER		126	100	44%	226
CENTRA CARE		35	182	84%	217
BIOCERNA LLC	8	156	53	24%	217
THE CENTER FOR URGENT CARE		161	55	25%	216
TOM LEE COMMUNITY HEALTH CENTER		6	210	97%	216
MEDSCAN LABORATORY INC		136	80	37%	216
MINI ER ADULT AND PEDIATRIC URGENT CARE		201	11	5%	212
FLORIDA WOMAN CARE LABORATORY LLC		189	23	11%	212
MOLECULAR INFECTIOUS DISEASES		206	5	2%	211
ARCPOINT LABS OF TAMPA		118	90	43%	208
ADVENTHEALTH LAB			203	100%	203
MARTIN MEMORIAL MEDICAL CENTER LAB		100	103	51%	203
VAMC WEST PALM LAB		5	196	98%	201
BAY PINES VAMC CLINICAL LABORATORY		4	195	98%	199
AUBURN UNIVERSITY MEDICAL CLINIC		155	43	22%	198
PREMIER MEDICAL LABORATORY SERVICES		1	195	99%	196
ARCPOINT LABS OF WEST PALM BEACH			195	100%	195
ADVENT HEALTH -TAMPA		74	117	61%	191
NCH HEALTHCARE BONITA		128	62	33%	190
QUALITOX LABORATORIES		96	93	49%	189
MIDWAY SPECIALTY CARE CENTER	1	101	86	46%	188
GENESIS MEDICAL LABORATORY MIAMI FL.		78	108	58%	186
PATHGROUP LABS LLC		90	96	52%	186
C.W. BILL YOUNG VA MEDICAL CENTER		5	179	97%	184
EMERGENCY PHYSICIANS MEDICAL CENTER			183	100%	183
BIOREFERENCE LABORATORIES	1	74	108	59%	183
FLORIDA HOSPITAL WAUCHULA		103	74	42%	177
HOLIDAY CVS LLC DBA CVS PHARMACY #5154		171	5	3%	176
SEBASTIAN RIVER MEDICAL CENTER		137	39	22%	176
NEW YORK STATE ELR - NEW YORK PRESBYTERIAN HOSPITAL CUMC CLINICAL		162	13	7%	175
MICROGEN DX		37	136	79%	173

COVID-19: testing by laboratory

Data through Sep 1, 2020 verified as of Sep 2, 2020 at 09:25 AM

Data in this report are provisional and subject to change.

The numbers in the table below represent the number of Florida and non-Florida residents for whom test results were received by the Department of Health. A person can be tested by more than one laboratory and can have both positive and negative results. **Therefore, the sum of the numbers in each column will be larger than the total number of people tested.**

Reporting lab	Inconclusive	Negative	Positive	Percent positive	Total
BOCA BIOLISTICS REFERENCE LABORATORY		138	32	19%	170
UAB UNIVERSITY OF ALABAMA HOSPITAL LAB		162	7	4%	169
BAYCARE HEALTH SYSTEM		2	167	99%	169
SCIONLAB SERVICES LLC		157	12	7%	169
ASAP LAB LLC		95	72	43%	167
INDIAN RIVER PATHOLOGY LLC		160	4	2%	164
NEW YORK STATE ELR - MOUNT SINAI LABORATORY		154	8	5%	162
SACRED HEART HOSPITAL ON THE GULF		101	60	37%	161
BUREAU OF CLINICAL LABORATORIES		132	28	18%	160
NEW YORK STATE ELR - NEW YORK HOSPITAL LABORATORIES	1	152	6	4%	159
WUESTHOFF REF LABORATORY			158	100%	158
ACUTIS DIAGNOSTICS	1	107	49	31%	157
LABSTAT		2	154	99%	156
GULF COAST MOLECULAR LABORATORIES	8	101	44	29%	153
NEO GENOMICS - FORT MYERS	1	147	4	3%	152
US BIOTEK LABORATORIES	1	65	86	57%	152
FAST TRACK URGENT CARE CENTER		1	147	99%	148
ADVENT HEALTH CENTRA CARE		42	104	71%	146
FAST TRACK URGENT CARE CENTER - CARROLLWOOD			145	100%	145
FLORIDA HOSPITAL HEARTLAND MED CTR LAKE PLACID		97	46	32%	143
CLINICAL REFERENCE LABORATORY		137	6	4%	143
ST JUDE CHILDREN'S RESEARCH HOSPITAL		131	11	8%	142
MACDILL AFB HOSPITAL		120	19	14%	139
COASTAL MED URGENT CARE			139	100%	139
URGENT CARE CURE		96	42	30%	138
VAMC GAINESVILLE		2	135	99%	137
NXGEN MDX LLC	2	105	29	21%	136
IRL MARKET LAB ALACHUA		103	31	23%	134
INTEGRATED REGIONAL LABORATORIES		119	12	9%	131
MEMPHIS PATHOLOGY LABORATORY	1	124	5	4%	130
AMERICAN PATHOLOGY PARTNERS		128	1	1%	129
BMHSI-AEL MICROBIOLOGY LABORATORY	2	102	24	19%	128
LEHIGH REGIONAL MEDICAL CENTER LAB		107	20	16%	127
UNIVERSITY OF ALABAMA		123	2	2%	125
HEALTH FIRST-HOLMES REGIONAL			124	100%	124
AMELIA EXPRESS CARE		38	86	69%	124
VAMC BAY PINES		1	120	99%	121
NEW YORK STATE ELR - ENZO CLINICAL LABS INC		117	1	1%	118
ROSEN MEDICAL CENTER		104	13	11%	117
PALM BEACH COUNTY HEALTH DEPT LAB		113	2	2%	115
SPARROW HEALTHCARE	2	1	111	97%	114
NEW PLANT CITY FAMILY CARE	1	25	88	77%	114
PRIVA PATH LABS			113	100%	113
ALLIED HEALTH FORT PIERCE		112			112
MID-FLORIDA PATHOLOGY		75	37	33%	112
LEON MEDICAL CENTER		7	104	94%	111
FLORIDA MEDICAL CLINIC		54	57	51%	111

COVID-19: testing by laboratory

Data through Sep 1, 2020 verified as of Sep 2, 2020 at 09:25 AM

Data in this report are provisional and subject to change.

The numbers in the table below represent the number of Florida and non-Florida residents for whom test results were received by the Department of Health. A person can be tested by more than one laboratory and can have both positive and negative results. **Therefore, the sum of the numbers in each column will be larger than the total number of people tested.**

Reporting lab	Inconclusive	Negative	Positive	Percent positive	Total
FLORIDA CLINICAL LABORATORY-BIOREFERENCE LABORATORIES		44	65	60%	109
MEDICAL DIAGNOSTICS LABORATORIES,INC		18	91	83%	109
BAYFRONT HEALTH BROOKSVILLE			108	100%	108
UR MEDICINE LABS- CENTRAL LABORATORY		106	2	2%	108
MILLENNIUM LAB SERVICES			107	100%	107
VAMC LAKE CITY		51	55	52%	106
SHORELINE PHYSICIAN GROUP			102	100%	102
BAPTIST HEALTH SOUTH FLORIDA		4	97	96%	101
SOLARIS DIAGNOSTICS		8	93	92%	101
NAVAL HOSPITAL - JACKSONVILLE		1	97	99%	98
FULGENT GENETICS	2	70	25	26%	97
ANGEL KIDS PEDIATRICS		77	19	20%	96
USAFSAM/PHE		23	73	76%	96
CENTRACARE		5	90	95%	95
DIAGNOSTIC SOLUTIONS		3	91	97%	94
FLORIDA COMMUNITY HEALTH CENTERS INC			93	100%	93
STAGEZERO LIFE SCIENCES INC		81	11	12%	92
COASTAL LABORATORIES		54	38	41%	92
GENETWORKX		15	76	84%	91
AVELLINO LAB USA, INC		87	2	2%	89
FISHERMENS HOSPITAL CLINICAL LAB		84	5	6%	89
BAY VIEW HEALTHCARE		69	19	22%	88
ADVENTHEALTH CENTRA CARE OVIEDO		29	59	67%	88
MINUTECLINIC, LLC DBA MINUTECLINIC #4717		84	3	3%	87
PACIFIC ANALYTICS			86	100%	86
ADVENT HEALTH CENTRA CARE LONGWOOD		9	76	89%	85
AURORA DIAGNOSTICS BERNHARDT LABORATORIES PATHOLOGY SERVICE		72	12	14%	84
Quest Diag Unspecifd		52	31	37%	83
ACCU REFERENCE MEDICAL LAB			83	100%	83
GARCIA CLINICAL LABORATORY		1	81	99%	82
USA HEALTH UNIVERSITY HOSPITAL CLINICAL LABORATORY		80	1	1%	81
CENTRAL FLORIDA HEALTH CARE		46	34	43%	80
HEALTHLINK DIAGNOSTIC LABORATORIES		1	79	99%	80
AVERO DIAGNOSTICS		53	24	31%	77
NORTH OKALOOSA MEDICAL CENTER		36	39	52%	75
DYNAMIC MEDICAL USA			73	100%	73
DEPARTMENT OF VETERANS AFFAIRS JAMES A. HALEY VETERANS HOSPITAL			72	100%	72
HOLY CROSS HOSPITAL		1	71	99%	72
MAYO CLINIC LABS - ROCHESTER MAIN CAMPUS		71	1	1%	72
AMERICAN RESEARCH LABS		4	68	94%	72
SELECT LABORATORIES MARION COUNTY, LLC.			70	100%	70
ORLANDO HEALTH EMERGENCY DEPARTMENT		65	5	7%	70
Highlands Regional Hospital		63	6	9%	69
AMMON LABS		58	11	16%	69
DOCTOR'S MEMORIAL HOSPITAL		13	56	81%	69
QPS, LLC		67	1	1%	68
MORTON PLANT HOSPITAL			68	100%	68

COVID-19: testing by laboratory

Data through Sep 1, 2020 verified as of Sep 2, 2020 at 09:25 AM

Data in this report are provisional and subject to change.

The numbers in the table below represent the number of Florida and non-Florida residents for whom test results were received by the Department of Health. A person can be tested by more than one laboratory and can have both positive and negative results. **Therefore, the sum of the numbers in each column will be larger than the total number of people tested.**

Reporting lab	Inconclusive	Negative	Positive	Percent positive	Total
AEL- MEMPHIS		17	50	75%	67
INTEGRITY LABORATORIES, LLC		5	61	92%	66
LABORATORY CORP OF AMERICA	2	26	38	58%	66
HOSPITAL FOR SPECIAL SURGERY		65	1	2%	66
UNKNOWN - BAD FACILITY CODE		18	48	73%	66
PROTEUS MOLECULAR AND CLINICAL LAB		50	16	24%	66
DAVITA LABORATORY SERVICES		49	14	22%	63
NORTH FLORIDA/SOUTH GEORGA VETERANS HEALTH SYSTEM			62	100%	62
SARAPATH DIAGNOSTICS			62	100%	62
FHMG-FLORIDA HOSPITAL MEDICAL GROUP		55	7	11%	62
DOC SMILEY'S URGENT CARE		15	46	75%	61
ALLSOUTH URGENT CARE			61	100%	61
GENE BY GENE			61	100%	61
LABORATORY SPECIALISTS OF MICHIGAN		1	59	98%	60
EXACT SCIENCES LABORATORIES, LLC		15	45	75%	60
MORTON PLANT HOSPITAL/LAB		1	59	98%	60
FINLAY CLINICAL LABORATORY		24	35	59%	59
REFUAH HEALTH CENTER LABORATORY		59			59
PROVIDENCE HOSPITAL LABORATORY		56	2	3%	58
ADVENTHEALTH CENTRA CARE CARROLLWOOD			58	100%	58
NAVY HOSPITAL			57	100%	57
LIFEBRITE	1	5	51	89%	57
HURLBURT FIELD CLINIC		23	33	59%	56
LABCORP BIRMINGHAM	1	5	50	89%	56
BLOCK, NATION, CHASE, AND SMOLEN FAMILY MEDICINE		36	20	36%	56
ADVENTHEALTH CENTRA CARE WESLEY CHAPEL			56	100%	56
NEW YORK STATE ELR - WADSWORTH HEALTH CENTER		52	3	5%	55
BAY MEDICAL CENTER SACRED HEART HEALTH SYSTEM		17	38	69%	55
VA MEDICAL CENTER		7	48	87%	55
BROWARD HEALTH MEDICAL CENTER		1	53	98%	54
NORTH FLORIDA PEDIATRICS-LAKE CITY			54	100%	54
FAWCETT MEMORIAL HOSPITAL-LAB		1	52	98%	53
BAYCARE LAB		1	51	98%	52
FAST TRACK URGENT CARE CENTER - RIVERVIEW			51	100%	51
SARASOTA CO. HEALTH DEPT # 58		40	11	22%	51
OPTUM LABS LLC		5	46	90%	51
JEFFERY WEINZWEIG		1	50	98%	51
MOBILE INFIRMARY MED CENTER PATH LAB		43	8	16%	51
MIAMI VA HEALTHCARE SYSTEM			50	100%	50
NEW YORK STATE ELR - EMPIRECITY LABORATORIES		42	8	16%	50
ARTHREX MEDICAL CENTER		28	22	44%	50
RUSKIN HEALTH CENTER			50	100%	50
325TH MEDICAL GROUP			49	100%	49
P4 DIAGNOSTIX LABORATORY NETWORK		1	48	98%	49
MILLENIUM PHYSICIANS GROUP			49	100%	49
BALDWIN PEDIATRICS		39	9	19%	48
QUEST INFECTIOUS DISEASE	1	43	4	8%	48

COVID-19: testing by laboratory

Data through Sep 1, 2020 verified as of Sep 2, 2020 at 09:25 AM

Data in this report are provisional and subject to change.

The numbers in the table below represent the number of Florida and non-Florida residents for whom test results were received by the Department of Health. A person can be tested by more than one laboratory and can have both positive and negative results. **Therefore, the sum of the numbers in each column will be larger than the total number of people tested.**

Reporting lab	Inconclusive	Negative	Positive	Percent positive	Total
AVECINA MEDICAL - SOUTHSIDE BLVD		38	10	21%	48
VHA PUBLIC HEALTH REFERENCE LABORATORY- PALO ALTO		27	20	43%	47
NXGEN MDX		18	29	62%	47
H LEE MOFFITT CANCER CENTER MICRO		46			46
TRADITION MEDICAL CENTER LABORATORY		21	25	54%	46
PENSACOLA PEDIATRICS		27	19	41%	46
BAYFRONT HEALTH ER PINELLAS PARK		19	26	58%	45
LAB CORP TAMPA			45	100%	45
QUEST TAMPA (NEW YORK ELR)		34	11	24%	45
EAST MANATEE FAMILY	1		44	98%	45
SMA SPECIALTY MEDICAL LAB		1	43	98%	44
GENESIS DIAGNOSTICS			44	100%	44
CBS LABORATORY		1	42	98%	43
QUEST DIAGNOSTICS-N ST PETERSBURG-5TH			43	100%	43
APP-UNIPATH, LLC		42	1	2%	43
MY CLINICAL LAB			43	100%	43
AMERICAN FAMILY PACE		10	32	76%	42
LAB CORP RTP	1	2	39	93%	42
CITRUS MEMORIAL HEALTH SYSTEM LAB		2	39	95%	41
BAYFRONT HEALTH SEVEN RIVERS		41			41
NEW YORK STATE ELR - MONTEFIORE MEDICAL CENTER LABORATORIES - MOSES		34	7	17%	41
ADVENTHEALTH CENTRA CARE			41	100%	41
FLORIDA HOSPITAL NEW SMYRNA		4	37	90%	41
RCA LABORATORY SERVICES -- NEW YORK ELR		10	30	75%	40
CAPE CANAVERAL HOSPITAL			40	100%	40
EGLIN REGIONAL MEDICAL CENTER		4	36	90%	40
NEW YORK STATE ELR - KALEIDA HEALTH CENTER FOR LABORATORY		35	4	10%	39
GRAVITY DIAGNOSTICS, LLC		12	27	69%	39
GENESIS LABORATORY MANAGEMENT		5	34	87%	39
PALM BAY HOSPITAL		1	38	97%	39
CVS PHARMACY NO 7881		38	1	3%	39
ADVENTHEALTH CENTRA CARE SANFORD		11	27	71%	38
HEALTH FIRST-PALM BAY		1	37	97%	38
UNIVERSITY HEALTH SYSTEM INC		34	4	11%	38
ST VINCENT'S BIRMINGHAM LABORATORY		37	1	3%	38
DEVANSH LAB WERKS INC		30	8	21%	38
BAYFRONT		21	17	45%	38
GENPATH			37	100%	37
ALLIANCE PEDIATRICS		24	13	35%	37
MEDICAL DIAGNOSTIC LAB		2	35	95%	37
CAREMOUNT MEDICAL - PATHOLOGY		36			36
HUNTSVILLE HOSPITAL LABORATORY		27	9	25%	36
IRL		4	31	89%	35
VENICE REGIONAL MEDICAL LAB SERVICES			35	100%	35
LAB PLUS, LLC AT SAINT THOMAS WEST HOSPITAL		26	9	26%	35
ST. CLOUD MEDICAL GROUP		35			35
CAPITAL REGIONAL MEDICAL CENTER		2	33	94%	35

COVID-19: testing by laboratory

Data through Sep 1, 2020 verified as of Sep 2, 2020 at 09:25 AM

Data in this report are provisional and subject to change.

The numbers in the table below represent the number of Florida and non-Florida residents for whom test results were received by the Department of Health. A person can be tested by more than one laboratory and can have both positive and negative results. **Therefore, the sum of the numbers in each column will be larger than the total number of people tested.**

Reporting lab	Inconclusive	Negative	Positive	Percent positive	Total
CLINICAL RESEARCH SEQUENCING PLATFORM		4	31	89%	35
FAST TRACK URGENT CARE CENTER - SOUTH TAMPA			35	100%	35
SANFORD LABORATORIES		27	7	21%	34
ALLIANCE OF PHYSICIANS AGAINST COVID-19			34	100%	34
NEW YORK STATE ELR - QUEST DIAGNOSTICS NICHOLS		32	2	6%	34
EXPERTUS LABORATORIES INC		13	21	62%	34
CHILDREN'S HOSPITAL OF ALABAMA		33			33
DESOTO MEMORIAL HOSPITAL LAB			33	100%	33
BAYFRONT HEALTH PORT CHARLOTTE			33	100%	33
LABFIRST - DEPARTMENT OF PATHOLOGY		31	1	3%	32
QUEST DIAGNOSTICS NICHOLS INSTITUTE- LPP		3	29	91%	32
ASSOCIATED CLINICAL LABORATORIES		31	1	3%	32
GRAVITY DIAGNOSTICS		17	15	47%	32
ADVENT HEALTH CENTRA CARE PALM COAST			31	100%	31
QUEST DIAGNOSTICS-VERO BEACH-37TH ST		31			31
ST. MARYS MEDICAL CENTER		1	30	97%	31
NEW YORK STATE ELR - WHITE PLAINS HOSPITAL CENTER LAB		31			31
FAST TRACK URGENT CARE CENTER - WESTCHASE			31	100%	31
VA		15	16	52%	31
ADVENTHEALTH CENTRA CARE LEE ROAD		20	10	33%	30
NEXT MOLECULAR ANALYTICS		1	29	97%	30
LABCORP OF AMERICA		15	15	50%	30
DICKERT		26	4	13%	30
KENDALL REGIONAL MEDICAL CENTER LAB	3		27	90%	30
FINLAY CLINICAL LABORATORY INC		26	4	13%	30
QUEST DIAGNOSTIC INC	1	3	25	86%	29
DIAGNOSTIC LABORATORY OF OKLAHOMA		26	3	10%	29
QDX PATHOLOGY SERVICES		19	10	34%	29
P4CLINICAL	3	2	24	83%	29
SMA LAB		4	25	86%	29
MINUTECLINIC DIAGNOSTIC OF RHODE ISLAND, LLC #729		28	1	3%	29
NEW YORK STATE ELR - NEWYORK-PRESBYTERIAN/QUEENS DIAGNOSTIC		28	1	3%	29
NORTH FLORIDA PEDIATRICS		1	28	97%	29
RDX BIOSCIENCE,			29	100%	29
VIERA HOSPITAL			29	100%	29
QUEST DIAGNOSTICS INC.			29	100%	29
LAB			28	100%	28
VAMC			28	100%	28
INTERLAB		1	27	96%	28
DOH-WEST PALM BEACH BRANCH LABORATORY			28	100%	28
NEIGHBORHOOD MEDICAL CENTER		25	2	7%	27
FHMG_CTR FOR SENIOR HEALTH		22	5	19%	27
HEALTH FIRST CAPE CANAVERAL HOSPITAL			27	100%	27
ADVENTHEALTH PALM COAST			27	100%	27
INTERNAL LAB		24	3	11%	27
JAMES A. HALEY VETERANS' HOSPITAL			27	100%	27
WUESTHOFF MEMORIAL HOSPITAL			27	100%	27

COVID-19: testing by laboratory

Data through Sep 1, 2020 verified as of Sep 2, 2020 at 09:25 AM

Data in this report are provisional and subject to change.

The numbers in the table below represent the number of Florida and non-Florida residents for whom test results were received by the Department of Health. A person can be tested by more than one laboratory and can have both positive and negative results. **Therefore, the sum of the numbers in each column will be larger than the total number of people tested.**

Reporting lab	Inconclusive	Negative	Positive	Percent positive	Total
SUNCOAST LABS			27	100%	27
CDC		17	9	35%	26
BENTON PEDIATRICS INC		17	9	35%	26
SOFT CELL LABORATORIES		24	2	8%	26
MINUTECLINIC DIAGNOSTIC OF MICHIGAN, PC #8029		26			26
ST. ANTHONY'S HOSPITAL			25	100%	25
FAST TRACK URGENT CARE CENTER - BRANDON			25	100%	25
CENTRA CARE CONWAY			25	100%	25
FAST TRACK URGENT CARE CENTER - WESLEY CHAPEL			25	100%	25
MIDWAY SPECIALTY CARE CENTER DIAGNOSTICS		24	1	4%	25
NEW YORK STATE ELR - CATHOLIC HEALTH SYSTEM DEPT LABORATORY		24			24
POPLAR HEALTHCARE PLLC	1	10	13	54%	24
ELLENTON URGENT CARE			24	100%	24
NEW YORK STATE ELR - STONY BROOK UNIVERSITY MEDICAL CENTER		21	3	13%	24
VENICE REGIONAL MEDICAL CENTER			24	100%	24
PPD	2	19	3	13%	24
LABORATORY DYNAMICS		20	3	13%	23
BAYFRONT HEALTH SPRING HILL		1	22	96%	23
AMELIA MEDICAL CARE			23	100%	23
AVENTIS BIO-SERVICES CTL		23			23
MOLECULAR DIAGNOSTICS		1	22	96%	23
PRIDE DIAGNOSTICS		20	3	13%	23
FIRST CHOICE URGENT CARE			23	100%	23
AHSE ROP		22			22
CAYUGA MEDICAL CENTER AT ITHACA		19	3	14%	22
ADVENT HEALTH FISH MEMORIAL		2	20	91%	22
ST. JOSEPH'S HOSPITAL NORTH			22	100%	22
IPSUM DIAGNOSTICS			22	100%	22
EGL GENETIC DIAGNOSTICS		1	21	95%	22
PENNSYLVANIA DEPT OF HEALTH		19	3	14%	22
UNIVERSITY ALABAMA		22			22
TRUGENX			22	100%	22
LECONTE MEDICAL CENTER LAB		17	4	19%	21
PATRICK AIR FORCE BASE		1	20	95%	21
PRECISION HEALTH SOLUTIONS LAB			21	100%	21
ADVENTHEALTH CENTRA CARE BRANDON			21	100%	21
NEW YORK STATE ELR - UNIVERSITY HOSPITAL, STONY BROOK SOUTHAMPTON		21			21
SIGNATURE HEALTHCARE OF NORTH FLORIDA		20	1	5%	21
NIGHT LITE PEDIATRICS WINTER GARDEN		10	11	52%	21
WUESTHOFF MEDICAL CENTER-MELBOURNE			21	100%	21
BROWARD HEALTH CORAL SPRINGS EPIDEMIOLOGY DEPT			21	100%	21
MIAMI BEACH COMMUNITY HEALTH CENTER			21	100%	21
MOLECULAR TESTING LABS			20	100%	20
HEALTH FIRST-VIERA HOSPITAL			20	100%	20
SUNQUEST		2	18	90%	20
ST FRANCIS HOSPITAL		14	6	30%	20
OUT OF STATE		14	6	30%	20

COVID-19: testing by laboratory

Data through Sep 1, 2020 verified as of Sep 2, 2020 at 09:25 AM

Data in this report are provisional and subject to change.

The numbers in the table below represent the number of Florida and non-Florida residents for whom test results were received by the Department of Health. A person can be tested by more than one laboratory and can have both positive and negative results. **Therefore, the sum of the numbers in each column will be larger than the total number of people tested.**

Reporting lab	Inconclusive	Negative	Positive	Percent positive	Total
PARRISH MEDICAL CENTER		1	19	95%	20
ST. CLOUD HOSPITAL		20			20
AMERICA FAMILY CARE		9	11	55%	20
ASSOCIATED PATHOLOGISTS		16	4	20%	20
INTEGRATED REGIONAL LABORATORIES - LARGO			19	100%	19
CENTRA CARE - SOUTH ORANGE		6	13	68%	19
MED HEALTH SERVICES		18	1	5%	19
MAYO CLINIC LABS - ROCHESTER SUPERIOR DRIVE		2	17	89%	19
MINI ER AND URGENT CARE		1	18	95%	19
BOND CLINIC		1	17	94%	18
MADISON CORE LABORATORIES		17	1	6%	18
INTERCOASTAL MEDICAL GROUP			18	100%	18
EAST ALABAMA MEDICAL CENTER LABORATORY		12	6	33%	18
MAGNOLIA DIAGNOSTIC			18	100%	18
XPRESS WELLNESS URGENT CARE			18	100%	18
NEW YORK STATE ELR - WESTCHESTER MEDICAL CENTER		18			18
PALO ALTO VA MEDICAL CENTER		1	17	94%	18
NEW YORK STATE ELR - WILSON MEMORIAL REGIONAL MEDICAL CENTER		17	1	6%	18
HEART OF FLORIDA HMA			18	100%	18
CENTRA CARE- WINTER GARDEN			18	100%	18
JACKSON HEALTH SYSTEM			18	100%	18
DOCTORS MEMORIAL HOSPITAL		8	10	56%	18
SUNTREE INTERNAL MEDICINE		18			18
STONE WASH CLINICAL LABORATORIES		2	16	89%	18
TPCA CLINICAL LABORATORIES		15	3	17%	18
MOBILE DIVISION LABORATORY		3	14	82%	17
FHMG LAKE MARY PEDS		16	1	6%	17
GENEDX		11	6	35%	17
SEVEN RIVERS REGIONAL MEDICAL CENTER		4	13	76%	17
CLEVELAND CLINIC FOUNDATION		9	8	47%	17
NEW YORK STATE ELR - BROOKDALE UNIVERSITY HOSPITAL		16	1	6%	17
AMERICAN HEALTH ASSOCIATES OF TAMPA		2	15	88%	17
WATSON CLINIC LLP SOUTH			17	100%	17
NEW YORK STATE ELR - QUEST DIAGNOSTICS INCORPORATED		14	3	18%	17
TIDE LABORATORIES		5	12	71%	17
REDITUS LABORATORIES			16	100%	16
INTERLACHEN PEDIATRICS		12	4	25%	16
CLINICAL PATHOLOGY LABS		1	15	94%	16
PATHGROUP			16	100%	16
CONNECTICUT DEPARTMENT OF HEALTH		14	2	13%	16
LABCORP INC		3	13	81%	16
CONSOLIDATED LAB SERVICES		8	8	50%	16
NADAL PEDIATRICS - VICTORIA STREET (3385)		3	13	81%	16
TGH		1	15	94%	16
BRANCH MEDICAL CLINIC			16	100%	16
PARK WEST MEDICAL CENTER		15	1	6%	16
LABCORP - CLEARWATER		3	13	81%	16

COVID-19: testing by laboratory

Data through Sep 1, 2020 verified as of Sep 2, 2020 at 09:25 AM

Data in this report are provisional and subject to change.

The numbers in the table below represent the number of Florida and non-Florida residents for whom test results were received by the Department of Health. A person can be tested by more than one laboratory and can have both positive and negative results. **Therefore, the sum of the numbers in each column will be larger than the total number of people tested.**

Reporting lab	Inconclusive	Negative	Positive	Percent positive	Total
QUEST DIAGNOSTICS NICHOLS INSTITUTE - SJC (LPP)		11	5	31%	16
DOCTOR'S IN HOUSE LABORATORY			15	100%	15
LABORATORY OF FLORIDA			15	100%	15
QUEST DIAGNOSTICS INCORPORATED			15	100%	15
DOCTORS MEMORIAL FAMILY MEDICINE			15	100%	15
MINUTECLINIC DIAGNOSTIC OF RHODE ISLAND, LLC #1544		15			15
NORTH SHORE UNIVERSITY HOSPITAL LABORATORY		14	1	7%	15
NEW YORK STATE ELR - ROCHESTER GENERAL HOSPITAL LABORATORY		14	1	7%	15
FLORIDA DEPARTMENT OF HEALTH		10	5	33%	15
LABCORP - MIAMI		4	11	73%	15
DIATHERIX		13	2	13%	15
NEW YORK STATE ELR - LENOX HILL HOSPITAL		13	2	13%	15
Diatherix Laboratories, LLC		5	10	67%	15
QUESTDIAGNOSTICS INCORPORATED		1	14	93%	15
ADVENTHEALTH MEDICAL GROUP		13	2	13%	15
SEMINOLE COUNTY HEALTH DEPARTMENT		13	1	7%	14
LAB INTERMARKET FACILITY LAB			14	100%	14
WHITE WILSON MEDICAL CENTER CLINIC			14	100%	14
TREE HOUSE PEDIATRICS		12	2	14%	14
MILLENNIUM PHYSICIAN GROUP LCC			14	100%	14
HEALTH CENTRAL HOSPITAL			14	100%	14
GOLDEN GATE FAMILY CLINIC			14	100%	14
MEDCOMP SCIENCES			14	100%	14
POARCH BANC CREEK INDIANS TRIBAL HEALTH DEPARTMENT			14	100%	14
JACKSON NORTH MEDICAL CENTER		1	13	93%	14
TALLAHASSEE PRIMARY CARE ASSOC, PA		12	1	8%	13
ADVENT HEALTH CENTRA CARE- KID'S CARE		12	1	8%	13
XERA MED RESEARCH			13	100%	13
NEW YORK STATE ELR - BRONX LEBANON HOSPITAL-MEDICAL CENTER		12	1	8%	13
NEW YORK STATE ELR - ERIE COUNTY MEDICAL CTR CLINICAL LABS		13			13
EMPIRE CITY LABORATORIES INC		1	12	92%	13
BAPTIST SOUTH MEDICAL CENTER		2	11	85%	13
UVMMC MICROBIOLOGY		12	1	8%	13
TYNDALL AFB			13	100%	13
HIGHLANDS MEDICAL CENTER		13			13
DEPARTMENT OF VETERANS AFFAIRS MEDICAL CENTER			13	100%	13
ORLANDO HEALTH		2	11	85%	13
ADVANCED URGENT CARE		11	2	15%	13
SOUTHEAST FAMILY HEALTHCARE CENTER			13	100%	13
TOTAL RENAL LABORATORIES INC		7	5	42%	12
FLORIDA DEPT OF HEALTH		4	8	67%	12
ADVENTHEALTH CENTRA CARE CITRUS PARK			12	100%	12
LEE MEMORIAL HEALTH PARK LAB			12	100%	12
ADVENTHEALTH ZEPHYRHILLS			12	100%	12
LEON CHD		12			12
CVS PHARMACY, INC DBA CVS/PHARMACY #5685		12			12
DOH		1	11	92%	12

COVID-19: testing by laboratory

Data through Sep 1, 2020 verified as of Sep 2, 2020 at 09:25 AM

Data in this report are provisional and subject to change.

The numbers in the table below represent the number of Florida and non-Florida residents for whom test results were received by the Department of Health. A person can be tested by more than one laboratory and can have both positive and negative results. **Therefore, the sum of the numbers in each column will be larger than the total number of people tested.**

Reporting lab	Inconclusive	Negative	Positive	Percent positive	Total
NEW YORK STATE ELR - SARATOGA HOSPITAL LABORATORY		11	1	8%	12
WESTPAC LABS		1	11	92%	12
POINT WASHINGTON MEDICAL CLINIC			12	100%	12
Point of Care Testing			12	100%	12
EMERALD COAST URGENT CARE		4	8	67%	12
FLORIDA STATE HOSPITAL			12	100%	12
ST VINCENTS MEDICAL CENTER RIVERSIDE NURSING		1	11	92%	12
BROWARD DIALYSIS			12	100%	12
TEN HEALTHCARE		2	10	83%	12
LAKE CITY VETERANS HOSPITAL			12	100%	12
SELECT REFERENCE LABORATORIES, LLC			11	100%	11
PALM BEACH PATHOLOGY		9	2	18%	11
ACHS		2	9	82%	11
BAYCARE OUTREACH LABORATORY SERVICES		1	10	91%	11
UPMC CHAUTAUQUA AT WCA LABORATORY		11			11
SUNCOAST COMMUNITY HEALTH CENTERS PEDIATRICS		6	5	45%	11
ADVENTHEALTH CENTRA CARE TEMPLE TERRACE			11	100%	11
MINUTE CLINIC LLC #2216		11			11
SHELBY COUNTY HEALTH CARE CORPORATION		8	3	27%	11
ELLENTON PEDIATRICS		11			11
INDIAN RIVER MEDICAL CENTER		11			11
COMMUNITY HEALTH CENTERS OF PINELLAS, INC.			11	100%	11
FUNGAL REFERENCE LABORATORY		11			11
FLORIDA COMMUNITY HEALTH CENTER OF ST. LUCIE			11	100%	11
CENTRA CARE - SAND LAKE			11	100%	11
AMERICAN ESOTERIC LABORATORIES			11	100%	11
MINUTE CLINIC INCORPORATE		10	1	9%	11
DELRAY MEDICAL CENTER LAB			11	100%	11
ESCAMBIA COMMUNITY CLINIC			11	100%	11
CORE LABORATORY		1	9	90%	10
PERSONALIZED GENETIC TESTING			10	100%	10
THE TERRACE OF JACKSONVILLE			10	100%	10
TROY REGIONAL MEDICAL CENTER		6	4	40%	10
PHYSICIANS STAT			10	100%	10
BioReference Laboratories, Inc			10	100%	10
NEW JERSEY DEPARTMENT OF HEALTH COMMUNICABLE DISEASE SERVICE		3	7	70%	10
ACADIAN DIAGNOSTIC LABORATORIES		8	2	20%	10
DYNAMIC DNA LAB		1	9	90%	10
MEDICAL LABORATORY DIAGNOSTICS			10	100%	10
ADVENTHEALTH CENTRA CARE LAKE MARY		2	8	80%	10
GATEWAY/ADVENT CENTRA CARE			10	100%	10
NEW YORK STATE ELR - CATHOLIC HEALTH SERVICES REGIONAL LABORATORY		8	2	20%	10
KEY PRIMARY CASE			10	100%	10
ADVENT HEALTH SEBRING			10	100%	10
SANTA ROSA MEDICAL CENTER CLINICAL LAB		2	8	80%	10
PARKWEST MEDICAL CENTER		9	1	10%	10
BROWARD HEALTH CARE			10	100%	10

COVID-19: testing by laboratory

Data through Sep 1, 2020 verified as of Sep 2, 2020 at 09:25 AM

Data in this report are provisional and subject to change.

The numbers in the table below represent the number of Florida and non-Florida residents for whom test results were received by the Department of Health. A person can be tested by more than one laboratory and can have both positive and negative results. **Therefore, the sum of the numbers in each column will be larger than the total number of people tested.**

Reporting lab	Inconclusive	Negative	Positive	Percent positive	Total
PROMEDICA LABORATORIES		9	1	10%	10
LAKE BALDWIN CBOC		9	1	10%	10
NEW YORK STATE ELR - NEW YORK CITY DEPARTMENT OF HEALTH & MENTAL		9	1	10%	10
HUNTINGTON HOSPITAL LABORATORY		8	1	11%	9
ARCPPOINT LABS - BIRMINGHAM		9			9
BAY CARE OCCUPATIONAL CLINIC			9	100%	9
CENTURY HEALTH AND REHABILITATION CENTER			9	100%	9
MICHIGAN DEPARTMENT OF HEALTH AND HUMAN SERVICES			9	100%	9
ST VINCENT'S EAST LABORATORY		8	1	11%	9
BAY PINES VA		1	8	89%	9
KEYS MEDICAL GROUP			9	100%	9
NEW YORK STATE ELR - VASSAR BROTHERS MEDICAL CENTER LABORATORY		9			9
AFC URGENT CARE			9	100%	9
FLORIDA HOSPITAL LABS			9	100%	9
NEW YORK STATE ELR - GOOD SAMARITAN HOSPITAL LABORATORY		9			9
NEW YORK STATE ELR - LOURDES HOSPITAL INC		9			9
ASCENSION ST. VINCENT'S PRIMARY CARE			8	100%	8
STATE LAB		1	7	88%	8
X-GENE MOLECULAR LABS		1	7	88%	8
WOLFSON (USE BAPTIST)			8	100%	8
SYLVESTER AT PLANTATION LABORATORY		7	1	13%	8
GENEUS DIAGNOSTICS			8	100%	8
NEW YORK STATE ELR - NORTH CENTRAL BRONX HOSP		7	1	13%	8
UMHC/SYLVESTER AT KENDALL		1	7	88%	8
NOAH CLINICAL LABORATORY			8	100%	8
PARAMOUNT URGENT CARE - OVIEDO		2	6	75%	8
NEW YORK STATE ELR - ST PETER'S BENDER LABORATORY		8			8
LEE MEMORIAL LAB GULF COAST	2		6	75%	8
NORTH CAROLINA DEPARTMENT OF HEALTH & HUMAN SERVICES			8	100%	8
CVS PHARMACY # 10423		7	1	13%	8
PRATTVILLE BAPTIST HOSPITAL		7	1	13%	8
CENTRA CARE-LBV			8	100%	8
ST. JOSEPH HOSPITAL AND HEALTH CARE INC.			8	100%	8
SPORTS DRUG TESTING LABORATORY			8	100%	8
COMMUNITY HEALTH CENTER		2	6	75%	8
NEW YORK STATE ELR - JAMES J PETERS VA MEDICAL CENTER		6	2	25%	8
MALABAR/ADVENT CENTRA CARE			8	100%	8
MHHS All Lab Subsection		8			8
BAYCARE LABORATORIES			8	100%	8
MASSACHUSETTS GENERAL HOSPITAL		1	7	88%	8
DOCTOR'S IN HOUSE LAB			8	100%	8
THE COMMONWEALTH OF MASSACHUSETTS			8	100%	8
HEALTHQUEST LABORATORIES		2	6	75%	8
BAYONET POINT MEDICAL CENTER			8	100%	8
BOZEMAN HEALTH DEACONESS HOSPITAL		4	3	43%	7
PECONIC BAY MEDICAL CENTER LABORATORY		6	1	14%	7
UNIVERSITY HOSPITAL - STONY BROOK EASTERN		7			7

COVID-19: testing by laboratory

Data through Sep 1, 2020 verified as of Sep 2, 2020 at 09:25 AM

Data in this report are provisional and subject to change.

The numbers in the table below represent the number of Florida and non-Florida residents for whom test results were received by the Department of Health. A person can be tested by more than one laboratory and can have both positive and negative results. **Therefore, the sum of the numbers in each column will be larger than the total number of people tested.**

Reporting lab	Inconclusive	Negative	Positive	Percent positive	Total
BIOFIRE			7	100%	7
FLORIDA CLINICAL LAB			7	100%	7
CLEVELAND CLINIC			7	100%	7
INTERMOUNTAIN CENTRAL LAB		1	6	86%	7
LEE COUNTY HEALTH DEPARTMENT		4	3	43%	7
SOUTHEAST ALABAMA MEDICAL CENTER			7	100%	7
NORTH BAY HOSPITAL			7	100%	7
FLORIDA DEPARTMENT OF HEALTH IN LAKE COUNTY		3	4	57%	7
Maury Regional Hospital		4	3	43%	7
COMMUNITY HEALTH NORTHWEST FLORIDA			7	100%	7
FLORIDA DEPARTMENT OF HEALTH IN HILLSBOROUGH COUNTY			7	100%	7
ABBOTT			7	100%	7
NORTHWELL HEALTH PLAINVIEW HOSPITAL LABORATORY		5	2	29%	7
ROCKLEDGE			7	100%	7
LONGWOOD FAMILY PRACTICE		7			7
NEW YORK STATE ELR - LABORATORY ALLIANCE OF CENTRAL NEW		7			7
ADVENTHEALTH CENTRA CARE ORMOND BEACH			7	100%	7
NEW YORK PRESBYTERIAN - ALLEN HOSPITAL		7			7
ARCHBOLD MEMORIAL HOSPITAL/LAB		3	4	57%	7
UNIPATH			7	100%	7
SPECIALITY LABORATORIES, INC		6	1	14%	7
AIM LABORATORIES			7	100%	7
BAPTIST PRIMARY CARE		3	4	57%	7
CANTON-POTSDAM HOSPITAL LABORATORY		7			7
FLORIDA HOSPITAL KISSIMMEE		4	3	43%	7
HEALTHMARK REGIONAL HOSPITAL LAB		3	4	57%	7
CREATIVE TESTING SOLUTIONS		1	6	86%	7
NEW YORK STATE ELR - HUDSON VALLEY HOSPITAL CENTER LABORATORY		6	1	14%	7
ORMOND BEACH CENTRA CARE			7	100%	7
MINUTECLINIC DIAGNOSTIC OF RHODE ISLAND, LLC #212		7			7
NORTHWEST FLORIDA COMMUNITY HOSPITAL		1	6	86%	7
ST CATHERINE OF SIENA HOSPITAL		7			7
PHOSPHORUS DIAGNOSTICS		5	2	29%	7
GCPM MANUAL MICROBIOLOGY		1	6	86%	7
LONGLEAF DIAGNOSTIC LABORATORIES		2	5	71%	7
NO NAME		5	2	29%	7
TOTAL ACCESS URGENT CARE			6	100%	6
FLORIDA WOMAN CARE LABORATORY			6	100%	6
CENTRA CARE HUNTER'S CREEK		1	5	83%	6
BIO-REFERENCE LABORATORIES			6	100%	6
NEW YORK STATE ELR - JAMAICA HOSPITAL MEDICAL CENTER		6			6
HEALTH CARE LABORATORY SERVICES			6	100%	6
ST ELIZABETH MEDICAL CENTER LABORATORY		6			6
BIOCEPT			6	100%	6
LABCORP NEW PORT RICHEY			6	100%	6
ADVENTHEALTH PEDIATRICS/LAKE MARY PEDS		5	1	17%	6
QUOTIENT SCIENCES			6	100%	6

COVID-19: testing by laboratory

Data through Sep 1, 2020 verified as of Sep 2, 2020 at 09:25 AM

Data in this report are provisional and subject to change.

The numbers in the table below represent the number of Florida and non-Florida residents for whom test results were received by the Department of Health. A person can be tested by more than one laboratory and can have both positive and negative results. **Therefore, the sum of the numbers in each column will be larger than the total number of people tested.**

Reporting lab	Inconclusive	Negative	Positive	Percent positive	Total
BAYCARE MEDICAL GROUP INC			6	100%	6
TRUE HEALTH DIAGNOSTICS		1	5	83%	6
GENE STREET LABORATORIES, LLC		6			6
CENTRA CARE – APOPKA			6	100%	6
UNIVERSITY OF WEST FLORIDA STUDENT HEALTH SERVICES			6	100%	6
ACH			6	100%	6
TAMIAMI LAB MILLENIUM			6	100%	6
STATEN ISLAND UNIVERSITY HOSPITAL-POUCH		6			6
ST JOSEPH HOSPITAL		5	1	17%	6
PATHOGENIUS LABORATORIES		2	4	67%	6
PALMETTO HEALTH ALLIANCE		3	3	50%	6
COVANCE CENTRAL LABORATORY			6	100%	6
DCH REGIONAL MEDICAL CENTER LABORATORY		6			6
MONTEFIORE NEW ROCHELLE HOSPITAL		6			6
MICHIGAN DEPARTMENT OF COMMUNITY HEALTH		1	5	83%	6
SIGNATURE HEALTHCARE AT THE COURTYARD		5	1	17%	6
FLORIDA GULF COAST UNIVERSITY			6	100%	6
LABCORP BURLINGTON CYTO		5	1	17%	6
AMEERAH LABS			6	100%	6
BROOKWOOD BAPTIST MEDICAL CENTER		6			6
BOCA RATON REGIONAL HOSPITAL LAB			6	100%	6
LAB CORP OF AMERICA		2	4	67%	6
COLORADO DEPARTMENT OF PUBLIC HEALTH AND ENVIRONMENT			5	100%	5
ST VINCENT'S CHILTON		4	1	20%	5
INDIAN RIVER CHD VERO BEACH		4	1	20%	5
BIOTECH			5	100%	5
Cleveland Clinic Laboratories		1	4	80%	5
MANATEE PEDIATRICS			5	100%	5
DALE MEDICAL CENTER		2	3	60%	5
LAWTON CHILES HEALTH CENTER			5	100%	5
UPMC HEALTH SYSTEM		4	1	20%	5
THE VILLAGES CLINICAL LAB		4	1	20%	5
LEHIGH VALLEY HOSPITAL		3	2	40%	5
CHEMISYS LABORATORIES			5	100%	5
TMH PHYSICIAN PARTNERS - MONTICELLO		5			5
CHILDREN'S HOSPITAL OF PHILADELPHIA		5			5
ARNOT OGDEN MEDICAL CENTER LABORATORY		5			5
CAPITAL HEALTH PLAN LABORATORIES			5	100%	5
DOH JACKSONVILLE CENTRAL LABORATORY		3	2	40%	5
ADVENTHEALTH CENTRA CARE DAYTONA BEACH			5	100%	5
LABCORP - NAPLES			5	100%	5
AEL KNOXVILLE			5	100%	5
SHELBY BAPTIST MEDICAL CENTER		2	3	60%	5
NEW YORK STATE ELR - SOUTHSIDE HOSPITAL NORTHWELL HEALTH LABORATORY		4	1	20%	5
UNKNOWN LAB			5	100%	5
NICHOLS INSTITUTE QUEST DIAGNOSTICS		2	3	60%	5
LAKELAND REGIONAL HEALTH			5	100%	5

COVID-19: testing by laboratory

Data through Sep 1, 2020 verified as of Sep 2, 2020 at 09:25 AM

Data in this report are provisional and subject to change.

The numbers in the table below represent the number of Florida and non-Florida residents for whom test results were received by the Department of Health. A person can be tested by more than one laboratory and can have both positive and negative results. **Therefore, the sum of the numbers in each column will be larger than the total number of people tested.**

Reporting lab	Inconclusive	Negative	Positive	Percent positive	Total
THOMAS JEFFERSON UNIVERSITY HOSPITAL		4	1	20%	5
WALGREENS #03413		3	2	40%	5
BROWARD COUNTY HEALTH DEPT.			5	100%	5
JFK MEDICAL CENTER NORTH LAB			5	100%	5
LABCORP DIAGNOSTICS-MIAMI		2	3	60%	5
BEAUMONT LABORATORY			5	100%	5
ADVENT HEALTH NEW SMYRNA BEACH			5	100%	5
ST ANTHONY NORTH			5	100%	5
XRL SXF REF LAB		5			5
COMMUNITY HEALTH OF SOUTH FLORIDA			5	100%	5
SAINT PETER'S UNIVERSITY HOSPITAL		5			5
FRANCES WARDE MEDICAL LABORATORY		2	3	60%	5
DORAL URGENT CARE			4	100%	4
CAPE COD HOSPITAL			4	100%	4
ILLINOIS DEPT OF PUBLIC HEALTH LAB - SPRINGFIELD			4	100%	4
METHODIST MEDICAL CENTER		3	1	25%	4
OMNICARE PHARMACY OFTEXAS 1, LP DBA OMNICARE		4			4
QUEST DIAGNOSTIC			4	100%	4
WEST PACIFIC MEDICAL LABORATORY			4	100%	4
GENUS3		1	3	75%	4
BAPTIST MEDICAL CENTER EAST		2	2	50%	4
STATEN ISLAND UNIVERSITY HOSPITAL		4			4
AURORA DIAGNOSTICS			4	100%	4
BAPTIST MEDICAL PLAZA AT DORAL URGENT CARE CENTER		4			4
SOUTH GEORGIA MEDICAL CENTER			4	100%	4
MAKO MEDICAL LABORATORIES		1	3	75%	4
WALGREENS NO 09204		4			4
OKLAHOMA STATE UNIVERSITY DIAGNOSTIC LAB			4	100%	4
WALGREENS #6637		4			4
BAY CARE			4	100%	4
FLORIDA HOSPITAL		1	3	75%	4
INTERMARKET FACILITY			4	100%	4
MD LABS		2	2	50%	4
SUNCOAST URGENT CARE			4	100%	4
MINUTECLINIC DIAGNOSTIC OF TEXAS, LLC		4			4
DAVITA LABORATORY		4			4
COVENIENT CARE MEDICAL CLINIC			4	100%	4
QUEST DIAGNOSTIC INC TECHNICAL			4	100%	4
SONIC REFERENCE LABORATORY			4	100%	4
GULF COAST MEDICAL GROUP			4	100%	4
FINLAY C. LABORATORY		3	1	25%	4
SPECIALTY HEALTH AND REHABILITATION CENTER		2	2	50%	4
FISHERMEN'S HOSPITAL			4	100%	4
NEWYORK-PRESBYTERIAN/ LAWRENCE HOSPITAL LABORATORY		4			4
STATEN ISLAND UNIVERSITY HOSPITAL SEGUINE AVE		4			4
IU HEALTH PATHOLOGY			4	100%	4
PEDIATRIC HEALTH CARE ALLIANCE			4	100%	4

COVID-19: testing by laboratory

Data through Sep 1, 2020 verified as of Sep 2, 2020 at 09:25 AM

Data in this report are provisional and subject to change.

The numbers in the table below represent the number of Florida and non-Florida residents for whom test results were received by the Department of Health. A person can be tested by more than one laboratory and can have both positive and negative results. **Therefore, the sum of the numbers in each column will be larger than the total number of people tested.**

Reporting lab	Inconclusive	Negative	Positive	Percent positive	Total
PRECISION LABS LLC		1	3	75%	4
NEW HAMPSHIRE DEPARTMENT OF HEALTH AND HUMAN SERVICES		3	1	25%	4
SENIOR HEALTH OF WINTER PARK DUNDEE		4			4
EMERGENCY MEDICAL CENTER			4	100%	4
RIVERSIDE MEDICAL GROUP		3	1	25%	4
TA LABCORP TAMPA			4	100%	4
ROCKLEDGE FAMILY HEALTH			4	100%	4
PALM BAY URGENT CARE			4	100%	4
LINCOLN MEDICAL AND MENTAL HEALTH CENTER		4			4
NEW YORK STATE ELR - SAMARITAN HOSPITAL LABORATORY		4			4
IRL MARKET LAB			4	100%	4
DTR LABS		3	1	25%	4
MISSOURI DEPARTMENT OF HEALTH AND SENIOR SERVICES			4	100%	4
METROPOLITAN HOSPITAL CENTER		4			4
NEW YORK STATE ELR - BROOKLYN HOSPITAL CENTER DOWNTOWN CAMPUS		4			4
MEDLOGIC, LLC		1	3	75%	4
GENUS DIAGNOSTICS			4	100%	4
VA GULF COAST VETERANS HEALTH CARE SYSTEM			4	100%	4
QUEST DIAGNOSTICS- MELBOURNE			4	100%	4
BAYFRONT HEALTH PUNTA GORDA			4	100%	4
MOUNT DORA PEDIATRICS		4			4
SOUTHWESTERN REGIONAL MEDICAL CENTER - TULSA		4			4
MAINSTREET FAMILY CARE		1	3	75%	4
UAB		3	1	25%	4
CONNECTDX			4	100%	4
METRO KNOXVILLE HMA		4			4
EXPRESS TESTING-ONE			4	100%	4
NORTHSHORE UNIVERSITY HEALTHSYSTEM EVANSTON HOSPITAL LAB			4	100%	4
SIGNATURE CARE PFLUGERVILLE			3	100%	3
IOWA DEPARTMENT OF PUBLIC HEALTH			3	100%	3
NITE LITE PEDIATRICS - PORT ST. LUCIE		2	1	33%	3
FLORIDA CLINICAL LABORATORY - BIOREFERENCE LABORATORIES		2	1	33%	3
NEW YORK STATE ELR - ORANGE REGIONAL MEDICAL CENTER LABORATORY		3			3
ST JOSEPH WOMENS HOSPITAL			3	100%	3
CAREWELL 301 - WARWICK			3	100%	3
FLORIDA PEDIATRICS			3	100%	3
MAYO		1	2	67%	3
CENTRA CARE - LAKE NONA		1	2	67%	3
PATIENT FIRST - ALLENTOWN			3	100%	3
PROMEDICA LABORATORIES		3			3
CAPTAIN JAMES A. LOVELL FEDERAL HEALTHCARE CENTER			3	100%	3
VA OUTPATIENT			3	100%	3
PRIMARY CARE OF THE TREASURE COAST			3	100%	3
SANFORD MOBILE LAB		1	2	67%	3
PALM BEACH COUNTY HEALTH DEPARTMENT LABORATORY			3	100%	3
DELAWARE CVS PHARMACY, LLC		3			3
MIAMI CANCER INSTITUTE			3	100%	3

COVID-19: testing by laboratory

Data through Sep 1, 2020 verified as of Sep 2, 2020 at 09:25 AM

Data in this report are provisional and subject to change.

The numbers in the table below represent the number of Florida and non-Florida residents for whom test results were received by the Department of Health. A person can be tested by more than one laboratory and can have both positive and negative results. **Therefore, the sum of the numbers in each column will be larger than the total number of people tested.**

Reporting lab	Inconclusive	Negative	Positive	Percent positive	Total
QUATRACOR PLLC		3			3
ADVANCED LAB			3	100%	3
PRECISION GENETICS			3	100%	3
EXOSOME DIAGNOSTICS		3			3
TELEVISIT MALABAR PEDIATRICS			3	100%	3
PCB CLINIC			3	100%	3
NORTH FLORIDA PEDIATRICS JASPER			3	100%	3
MARSHALL MEDICAL CENTER SOUTH LAB		2	1	33%	3
KETTERING HEALTH			3	100%	3
BAYCARE OUTREACH LABORATORY HOSPITAL			3	100%	3
NAPHCARE, INC.			3	100%	3
AARK LABORATORY		3			3
WOODHULL MEDICAL AND MENTAL HEALTH CTR		3			3
MINUTECLINIC DIAGNOSTIC OF RHODE ISLAND, LLC #590		3			3
VIRGINIA DIVISION OF CONSOLIDATED LABORATORIES			3	100%	3
BETH ISRAEL DEACONESS MEDICAL CENTER			3	100%	3
MONTANA PUBLIC HEALTH LAB			3	100%	3
TANNER MEDICAL CENTER EAST AL		3			3
WALGREENS #11293		3			3
ALACHUA COUNTY HEALTH DEPARTMENT			3	100%	3
JOHNS HOPKINS MEDICAL LABORATORIES		1	2	67%	3
JAMES A HALEY VETERAN'S HOSPITAL			3	100%	3
NORTHERN DUTCHESS HOSPITAL LABORATORY		3			3
KEY WEST URGENT CARE, INC		3			3
JACKSON SOUTH COMMUNITY HOSPITAL LAB			3	100%	3
AMERICAN FAMILY CARE			3	100%	3
DOCTORS URGENT CARE			3	100%	3
DEACONESS HOSPITAL			3	100%	3
NORTH NAPLES HOSPITAL RESPIRATORY THERAPY DEPARTMENT			3	100%	3
EISENHOWER ARMY MEDICAL CENTER			3	100%	3
FORT SANDERS REGIONAL LABORATORY		3			3
LAKE WALES MEDICAL CENTER INC			3	100%	3
LABCORP RARITAN		3			3
SAMARITAN MEDICAL CENTER		3			3
WALGREENS #04834		3			3
WAKEMED		1	2	67%	3
NEW YORK STATE ELR - JACOBI MEDICAL CENTER		3			3
TIMBER RIDGE LABORATORY			3	100%	3
WALGREENS #10775		3			3
ILLINOIS DEPARTMENT OF PUBLIC HEALTH			3	100%	3
BAY CARE LAB SERVICES/ST. ANTHONY'S HOSPITAL			3	100%	3
VISITING PHYSICIANS ASSOCIATION LABORATORY		2	1	33%	3
MONTEFIORE ST LUKE'S CORNWALL HOSPITAL		2	1	33%	3
WALGREENS #19348		3			3
ACCESS HEALTH CARE		2	1	33%	3
PALMS WEST HOSPITAL			3	100%	3
CENTRAL FLORIDA HEALTH CARE INC			3	100%	3

COVID-19: testing by laboratory

Data through Sep 1, 2020 verified as of Sep 2, 2020 at 09:25 AM

Data in this report are provisional and subject to change.

The numbers in the table below represent the number of Florida and non-Florida residents for whom test results were received by the Department of Health. A person can be tested by more than one laboratory and can have both positive and negative results. **Therefore, the sum of the numbers in each column will be larger than the total number of people tested.**

Reporting lab	Inconclusive	Negative	Positive	Percent positive	Total
FAMILY AND INTERNAL MEDICINE AT AVALON PARK		3			3
FAMILY HEALTH CENTERS OF SWF LABS			3	100%	3
PINELLAS COUNTY HEALTH DEPARTMENT		2	1	33%	3
PUBLIC HEALTH LAB		3			3
CALHOUN LIBERTY HOSPITAL			3	100%	3
BARONESS ERLANGER HOSPITAL		3			3
DOH-TAMPA BRANCH LABORATORY (MLK BLVD)			3	100%	3
VIRTUA VOORHEES HOSPITAL		3			3
SSM HEALTH ST LOUIS MICROBIOLOGY LABORATORY		1	2	67%	3
AMERICAN FAMILY CARE- ORANGE BEACH			3	100%	3
BEEBE MEDICAL CENTER LABORATORY		3			3
CORAL GABLES HOSPITAL			3	100%	3
WIMAUMA COMMUNITY HEALTH CENTER		1	2	67%	3
PENNSYLVANIA DEPARTMENT OF HEALTH BUREAU OF LABORATORIES			3	100%	3
UNIVERSITY OF CHICAGO MEDICAL CENTER LAB			3	100%	3
SCIENTIFIC LABORATORY DIVISION			3	100%	3
BIODESIX, INC.		3			3
UCLA HEALTHCARE CLINICAL LABS			3	100%	3
BREVARD HEALTH ALLIANCE			3	100%	3
DACH MAIN LAB			3	100%	3
DOCTOR'S IN-HOUSE LAB/COMMUNITY HEALTH CENTERS OF PINELLAS -PINELLAS P			3	100%	3
WALGREENS #5317		3			3
JOE DIMAGGIO CHILDREN'S HOSPITAL		1	2	67%	3
NOVANT HEALTH INPATIENT CARE			3	100%	3
WALGREENS #17132		3			3
ST LUKES HOSPITAL LABORATORY		2	1	33%	3
NEW YORK STATE ELR - LONG ISLAND JEWISH MED CTR		3			3
NORTH BROWARD HOSPITAL DISTRICT HEALTHCARE FOR THE HOMELESS			3	100%	3
CELAL GUROL ERBAY, MD			3	100%	3
LAKE MARY KIDS CENTRA CARE			3	100%	3
COUNTY OF LOS ANGELES			3	100%	3
MED FAST URGENT CARE CENTER			3	100%	3
MI2297090CV HOLLAND-23D2189684		3			3
EGL GENETICS DIAGNOSTICS			3	100%	3
RIVERVIEW REGIONAL MEDICAL CENTER		3			3
VIRACOR		2	1	33%	3
WATAUGA MEDICAL CENTER		1	2	67%	3
WESLEY CHAPEL INTERNAL MEDICINE AND PEDIATRICS			3	100%	3
QUEST ELR		2	1	33%	3
FLORIDA HOSPITAL MEDICAL GROUP		2	1	33%	3
FAST TRACK URGENT CARE CENTER - SEMINOLE			3	100%	3
PHYSICIANS LABORATORY SERVICES			2	100%	2
OKLAHOMA STATE DEPARTMENT OF HEALTH-PUBLIC HEALTH LABORATORY			2	100%	2
VRL EUROFINIS			2	100%	2
SPARROW CENTRAL LAB			2	100%	2
JOHNSON CITY MEDICAL CENTER		1	1	50%	2
POINT OF CARE			2	100%	2

COVID-19: testing by laboratory

Data through Sep 1, 2020 verified as of Sep 2, 2020 at 09:25 AM

Data in this report are provisional and subject to change.

The numbers in the table below represent the number of Florida and non-Florida residents for whom test results were received by the Department of Health. A person can be tested by more than one laboratory and can have both positive and negative results. **Therefore, the sum of the numbers in each column will be larger than the total number of people tested.**

Reporting lab	Inconclusive	Negative	Positive	Percent positive	Total
TUFTS MEDICAL CENTER			2	100%	2
PIEDMONT HOSPITAL LAB			2	100%	2
INDIANA STATE DEPARTMENT OF HEALTH			2	100%	2
SHARP MEMORIAL HOSPITAL MICROBIOLOGY DEPT			2	100%	2
TREASURE COAST COMMUNITY HEALTH			2	100%	2
WALGREENS # 03852		2			2
NOVANT HEALTH GOHEALTH URGENT CARE-HARRISBURG			2	100%	2
LABCORP - LEESBURG			2	100%	2
GRAND ST PAUL CVS		2			2
LABCORP SOUTH CHARLESTON			2	100%	2
LEGACY LABORATORY SERVICES			2	100%	2
PHYSICIANS IMMEDIATE CARE AURORA			2	100%	2
LABCORP - STUART		1	1	50%	2
NOVADX		2			2
HELIX DIAGNOSTICS			2	100%	2
RICHMOND UNIVERSITY MEDICAL CENTER		1	1	50%	2
LABCORP - OHIO			2	100%	2
LAHEY CLINIC MEDICAL CENTER			2	100%	2
JRS LABORATORY			2	100%	2
HOME ACCESS HEALTH			2	100%	2
INTERNAL MEDICINE ASSOCIATES-DUNELLON			2	100%	2
CVS/PHARMACY #10373		2			2
VIGILINT HEALTHCARE		1	1	50%	2
LOWELL GENERAL HOSPITAL			2	100%	2
WALGREENS #09353		2			2
LEESBURG REGIONAL MEDICAL CENTER		1	1	50%	2
ADVANCED MEDICAL CARE			2	100%	2
YORK HOSPITAL - LABORATORY			2	100%	2
WALGREENS #07388		2			2
MAILBOX DIAGNOSTICS		1	1	50%	2
ALLIANCE LABS @LRMC			2	100%	2
FLORIDA MEDICAL CLINIC PA		2			2
GEISINGER MEDICAL CENTER		2			2
NOT INDICATED			2	100%	2
NEW YORK STATE ELR - ERIE COUNTY PUBLIC HEALTH CLINICAL		2			2
OHIO DEPARTMENT OF HEALTH LABORATORY		2			2
VAVA PARTNERS LLC		2			2
RUSH UNIVERSITY MEDICAL CENTER LABORATORY			2	100%	2
SANFORD REGIONAL HOSPITAL WORTHINGTON		2			2
PTC LABORATORIES			2	100%	2
PATHLINE			2	100%	2
PREMIER LABORATORY SERVICES, LLC			2	100%	2
ST. JOSEPH REGIONAL MEDICAL CENTER			2	100%	2
ENGLEWOOD HOSPITAL AND MEDICAL CENTER			2	100%	2
FLORIDA CLINICAL LABORATORY INC			2	100%	2
ANGEL KIDS PEDIATRICS-BARTRAM PARK		2			2
AMERICAN MEDICAL LABORATORIES			2	100%	2

COVID-19: testing by laboratory

Data through Sep 1, 2020 verified as of Sep 2, 2020 at 09:25 AM

Data in this report are provisional and subject to change.

The numbers in the table below represent the number of Florida and non-Florida residents for whom test results were received by the Department of Health. A person can be tested by more than one laboratory and can have both positive and negative results. **Therefore, the sum of the numbers in each column will be larger than the total number of people tested.**

Reporting lab	Inconclusive	Negative	Positive	Percent positive	Total
BFT LAB			2	100%	2
NEW YORK STATE DEPARTMENT OF HEALTH		1	1	50%	2
NEBRASKA MEDICAL CENTER			2	100%	2
BLOUNT MEMORIAL HOSPITAL		2			2
BIRMINGHAM VAMC		1	1	50%	2
ONSLow MEMORIAL HOSPITAL LABORATORY		2			2
BAYLOR ESOTERIC AND MOLECULAR LAB			2	100%	2
NEW YORK STATE ELR - GLENS FALLS HOSPITAL DEPARTMENT OF PATHOLOGY		2			2
NEW YORK STATE ELR - AUBURN COMMUNITY HOSPITAL		2			2
NEW YORK STATE ELR - BELLEVUE HOSPITAL CENTER DEPARTMENT		2			2
ALVERNO CLINICAL LABORATORIES			2	100%	2
DEPARTMENT OF VETERANS AFFAIRS ORLANDO MEDICAL CENTER			2	100%	2
UK HEALTHCARE			2	100%	2
EXECUTIVE MEDICAL SERVICES		2			2
COASTAL MEDICAL LAB			2	100%	2
CVS PHARMACY, INC DBA CVS/PHARMACY #10581		2			2
EVERLYWELL		2			2
FAST TRACK URGENT CARE CENTER - TYRONE			2	100%	2
COLLIER COUNTY HEALTH DEPT.			2	100%	2
CARL R DARNALL ARMY MEDICAL CENTER			2	100%	2
Cleveland Clinic Weston			2	100%	2
CELERION			2	100%	2
EXPRESS GENE MOLECULAR DIAGNOSTICS LABORATORY		1	1	50%	2
ALTRU DIAGNOSTICS INC			2	100%	2
VIDANT MEDICAL CENTER			2	100%	2
BAYFRONT MEDICAL			2	100%	2
WALGREENS # 05818		2			2
GALEN BAYLOR EXTENSION		2			2
CAPE REGIONAL MEDICAL CENTER		2			2
GEORGIA DEPARTMENT OF PUBLIC HEALTH			2	100%	2
ALABAMA DEPARTMENT OF PUBLIC HEALTH			2	100%	2
FCHC (OB)-DARWIN SQUARE CTR.			2	100%	2
OMNI			2	100%	2
QUEST DIAGNOSTICS INCORPORATED			2	100%	2
ROCKEFELLER UNIVERSITY CLINICAL GENOMICS LABORATOR		2			2
ARNOLD PALMER HOSPITAL LABORATORY			2	100%	2
MONROE COUNTY HOSPITAL		2			2
PRMG - EAST NAPLES			2	100%	2
LINCOLN DIAGNOSTIC LAB		2			2
QUEENS HOSPITAL CENTER		2			2
GUTHRIE MEDICAL GROUP LABORATORIES		2			2
LABCORP - BRANDON		2			2
ST PETERSBURG PEDIATRICS-EAST BAY			2	100%	2
LABCORP - ORLANDO		1	1	50%	2
CONSOLIDATED LABORATORY SERVICES			2	100%	2
FLORIDA HEALTH CARE PLANS			2	100%	2
HOLY NAME MEDICAL CENTER		2			2

COVID-19: testing by laboratory

Data through Sep 1, 2020 verified as of Sep 2, 2020 at 09:25 AM

Data in this report are provisional and subject to change.

The numbers in the table below represent the number of Florida and non-Florida residents for whom test results were received by the Department of Health. A person can be tested by more than one laboratory and can have both positive and negative results. **Therefore, the sum of the numbers in each column will be larger than the total number of people tested.**

Reporting lab	Inconclusive	Negative	Positive	Percent positive	Total
MEMORIAL HERMANN CONSOLIDATED LABORATORY SERVICES			2	100%	2
MINUTECLINIC DIAGNOSTIC		1	1	50%	2
WHOLE CHILD PEDIATRICS			2	100%	2
ST CHARLES HOSPITAL LABORATORY		2			2
LABCORP PHOENIX			2	100%	2
ERIE COUNTY MEDICAL CTR CLINICAL LABS		2			2
VIRTUA MEMORIAL HOSPITAL BURLINGTON COUNTY			2	100%	2
JACKSON LABORATORY OF GENOMIC MEDICINE		2			2
UT MEMPHIS UNIVERSITY HEALTH SERVICES			2	100%	2
HEALTH FIRST IBM-UX			2	100%	2
MINUTECLINIC DIAGNOSTIC OF ILLINOIS		2			2
MOLECULAR PATHOLOGY LABORATORY			2	100%	2
DYNACARE LABORATORIES			2	100%	2
MEDLABS DIAGNOSTICS		2			2
MEMORIAL SLOAN KETTERING CANCER CENTER		1	1	50%	2
ST JOSEPHS CHILDRENS HOSPITAL OUTREACH			2	100%	2
THE UNIVERSITY OF VERMONT MEDICAL CENTER		2			2
ADVANCED URGENT CARE CENTER OF THE UPPER KEYS			2	100%	2
SANFORD SOUTH UNIVERSITY		2			2
UT SOUTHWESTERN MEDICAL CENTER			2	100%	2
UNIVERSITY OF MIAMI			2	100%	2
URGENT CARE TCMA			2	100%	2
UNIVERSITY OF KANSAS MEDICAL CENTER			2	100%	2
THOMAS LANGLEY			2	100%	2
ACL LABORATORIES INDUSTRIAL TOXICOLOGY			2	100%	2
NEW YORK STATE ELR - LONG ISLAND JEWISH VALLEY STREAM		2			2
ASCENSION ST VINCENT'S SOUTHSIDE			2	100%	2
APPALACHIAN REGIONAL HEALTHCARE SYSTEM		2			2
UNIVERSITY HOSPITAL			2	100%	2
CENTRA CARE - AZALEA PARK			2	100%	2
UNIVERSITY HOSPITAL OF BROOKLYN		2			2
MEDICAL CENTER AT OCEAN REEF		1	1	50%	2
NEW YORK STATE ELR - COLUMBIA MEMORIAL HOSPITAL LABORATORY		2			2
MADISON COUNTY MEMORIAL HOSP		1	1	50%	2
TITUSVILLE/ADVENT CENTRA CARE			2	100%	2
LABCORP - PALM BEACH GARDENS			2	100%	2
NORTHERN LIGHT LABORATORY			2	100%	2
NORTHWESTERN MEMORIAL HOSPITAL			2	100%	2
NORTH DAKOTA DEPT OF HEALTH MICROBIOLOGY			2	100%	2
NEW YORK STATE ELR - NEW YORK PRESBYTERIAN-LOWER MANHATTAN		2			2
NLC LABS			2	100%	2
COMPUNET CLINICAL LAB			2	100%	2
COLORADO DEPARTMENT OF HEALTH LABORATORY SERVICES DIVISION			2	100%	2
CONEMAUGH MEMORIAL MEDICAL CENTER		2			2
DEKALB MEDICAL CENTER LABORATORY			2	100%	2
OHIO STATE UNIVERSITY MEDICAL CENTER			2	100%	2
SOUTHEASTERN PEDIATRIC ASSOCIATES			2	100%	2

COVID-19: testing by laboratory

Data through Sep 1, 2020 verified as of Sep 2, 2020 at 09:25 AM

Data in this report are provisional and subject to change.

The numbers in the table below represent the number of Florida and non-Florida residents for whom test results were received by the Department of Health. A person can be tested by more than one laboratory and can have both positive and negative results. **Therefore, the sum of the numbers in each column will be larger than the total number of people tested.**

Reporting lab	Inconclusive	Negative	Positive	Percent positive	Total
UC CORAL GABLES			2	100%	2
ABSOLUTE HEALTH INTERNAL MED & PEDIATRICS		1	1	50%	2
MEDRITE			2	100%	2
CORE BIO LABS			2	100%	2
SCDHEC BUREAU OF LABORATORIES			2	100%	2
MIDMICHIGAN MEDICAL CENTER			2	100%	2
TALLAHASSEE MEMORIAL HEALTHCARE FAMILY MED RESIDENCY			2	100%	2
VA HOSPITAL			2	100%	2
VERMONT DEPARTMENT OF HEALTH LABORATORY		1	1	50%	2
UNIVERSITY OF WASHINGTON MEDICAL CENTER			2	100%	2
BIO-TECH CLINICAL LABORATORIES			2	100%	2
LAB CORP PHOENIX			2	100%	2
SOUTHEAST GEORGIA HEALTH SYSTEM			2	100%	2
JOHN D. ARCHBOLD MEM. HOSPITAL			2	100%	2
STEWART ST ELIZABETH MEDICAL CENTER			2	100%	2
NATIONWIDE LABORATORY SERVICES		1	1	50%	2
UNIVERSITY OF MARYLAND MEDICAL CENTER			2	100%	2
CLINICAL LABORATORY SERVICES			2	100%	2
OMNICARE PHARMACY OF TEXAS 1		2			2
BROAD INSTITUTE CLINICAL SEQUENCING RESEARCH PLATFORM		1	1	50%	2
QUEST DIAGNOSTICS-OCALA-SE 3RD		2			2
PREMIER MEDICAL LABORATORY			2	100%	2
DMH STEINHATCHEE FAMILY MEDICINE			2	100%	2
SARASOTA MEMORIAL MEDICAL URGENT CARE CENTER			2	100%	2
EMORY UNIVERSITY HOSPITAL			2	100%	2
SARNO EXTENDED HOURS			2	100%	2
QUEST DIAGNOSTICS-OCALA-SW HIGHWAY 200		2			2
WILLIAM A HINTON STATE LABORATORY INSTITUTE			1	100%	1
RAPID CITY URGENT CARE			1	100%	1
SMITH KLINE			1	100%	1
Walker BaptistMedCtr			1	100%	1
WALGREENS # 19866		1			1
MPG JACKSONVILLE ATLANTIC BLVD		1			1
VITAE DIAGNOSTICS			1	100%	1
ACCURATE DIAGNOSTIC LAB		1			1
NORDX			1	100%	1
VISTA DEL SOL MED ASSOC		1			1
SPRING HILL REGIONAL HOSPITAL			1	100%	1
Mt Sinai Aventura			1	100%	1
SHARON REGIONAL MEDICAL CENTER			1	100%	1
Viracor Eurofins			1	100%	1
NEW YORK PRESBYTERIAN HOSPITAL			1	100%	1
WALGREENS #02798		1			1
WELLNOW URGENT CARE		1			1
WELLINGTON WEST 100176			1	100%	1
UNIVERSITY OF IOWA HOSPITALS & CLINICS			1	100%	1
UT PATH			1	100%	1

COVID-19: testing by laboratory

Data through Sep 1, 2020 verified as of Sep 2, 2020 at 09:25 AM

Data in this report are provisional and subject to change.

The numbers in the table below represent the number of Florida and non-Florida residents for whom test results were received by the Department of Health. A person can be tested by more than one laboratory and can have both positive and negative results. **Therefore, the sum of the numbers in each column will be larger than the total number of people tested.**

Reporting lab	Inconclusive	Negative	Positive	Percent positive	Total
WALGREENS #10275		1			1
UW HOSPITAL AND CLINICS			1	100%	1
UNKNOWN - MI			1	100%	1
ST. VINCENT HOSPITAL			1	100%	1
SUNY UPSTATE MEDICAL UNIVERSITY			1	100%	1
WALGREENS #03136		1			1
OCEAN MEDICAL CENTER		1			1
VELOCITY CARE			1	100%	1
WILMINGTON VA MEDICAL CENTER			1	100%	1
WYOMING PUBLIC HEALTH LAB			1	100%	1
THE CHILDREN'S HOSPITAL OF PHILADELPHIA		1			1
WALGREENS #05362		1			1
SANFORD MOBILE LAB PGA TOUR		1			1
SAINT BARNABAS MEDICAL CENTER		1			1
SKY RIDGE MEDICAL CENTER - MICRO			1	100%	1
SHAMRA MEDICAL LABORATORY			1	100%	1
SCIENCE CARE			1	100%	1
SHANDS AT LAKE SHORE LAB			1	100%	1
QUEST DIAGNOSTICS-WEST HILLS		1			1
ROBERT WOOD JOHNSON HOSPITAL			1	100%	1
RIVIERA BEACH HEALTH CENTER LAB			1	100%	1
TENNESSEE DOH - KNOXVILLE			1	100%	1
SV MOBILE HEALTH			1	100%	1
THE HEART HOSPITAL BAYLOR PLANO			1	100%	1
TEXAS DEPARTMENT OF STATE HEALTH SERVICES			1	100%	1
SUMMIT LABORATORY			1	100%	1
SPECTOR SCIENTIFIC LAB			1	100%	1
RHODE ISLAND DEPARTMENT OF HEALTH			1	100%	1
State Lab Unspecifd			1	100%	1
ST VINCENT'S ST CLAIR HOSPITAL LABORATORY		1			1
SKIPPACK MEDICAL LAB			1	100%	1
UNIVERSITY OF MISSOURI HEALTH CARE			1	100%	1
UNIVERSITY OF FLORIDA LAB-OUTPATIENT			1	100%	1
URGENT CARE NEW SMYRNA BEACH			1	100%	1
UPSON REGIONAL MEDICAL CENTER			1	100%	1
UNIVERSITY HOSPITALS OF CLEVELAND			1	100%	1
TRINITAS REGIONAL MEDICAL CENTER			1	100%	1
TAMPA GENERAL MEDICAL GROUP LABORATORY HEALTHPARK			1	100%	1
SUNRISE DIAGNOSTIC LABORATORY			1	100%	1
UNITED HEALTHCARE			1	100%	1
PATHGROUP LABS, LLC			1	100%	1
ST CATHERINE HOSPITAL LABORATORY			1	100%	1
PRORENATA LABS			1	100%	1
SMITH NORTHVIEW HOSPITAL LAB			1	100%	1
WALGREENS # 7308		1			1
STARR COUNTY MEMORIAL HOSPITAL			1	100%	1
UTMB PATHOLOGY CLINICAL SERVICES LABORATORY			1	100%	1

COVID-19: testing by laboratory

Data through Sep 1, 2020 verified as of Sep 2, 2020 at 09:25 AM

Data in this report are provisional and subject to change.

The numbers in the table below represent the number of Florida and non-Florida residents for whom test results were received by the Department of Health. A person can be tested by more than one laboratory and can have both positive and negative results. **Therefore, the sum of the numbers in each column will be larger than the total number of people tested.**

Reporting lab	Inconclusive	Negative	Positive	Percent positive	Total
VAULT MEDICAL SERVICES			1	100%	1
VAULT HEALTH			1	100%	1
TIEHH BIOTERRORISM RESPONSE LAB			1	100%	1
ST. MARY MEDICAL CENTER		1			1
SPECTRUM LABORATORY			1	100%	1
UNIVERSITY OF BALTIMORE WASHINGTON MEDICAL CENTER			1	100%	1
UNC HOSPITAL/MCLENDON CLINICAL LABORATORIES			1	100%	1
SOUTHWEST REGIONAL PCR LABORATORY			1	100%	1
SANTA MONICA CA-UCLA MC			1	100%	1
QUEST - HOUSTON LAB			1	100%	1
SOUTH LAKE FAMILY HEALTH CENTER			1	100%	1
PARADIGM LABORATORIES			1	100%	1
WEST KENDALL HOSPITAL			1	100%	1
WALGREENS #06961		1			1
VALLEY HOSPITAL MEDICAL CENTER		1			1
WEST VIRGINIA UNIVERSITY HOSPITALS			1	100%	1
WEST			1	100%	1
VA OUT PATIENT CENTER			1	100%	1
UNIVERSITY OF MIAMI HEPATOLOGY DIAGNOSTIC LABORATORY			1	100%	1
WARD MEMORIAL HOSPITAL		1			1
WALGREENS #10125		1			1
PRISMA HEALTH TUOMEY LABORATORY			1	100%	1
UPMC NORTHWEST HOSPITAL			1	100%	1
UNITED MEMORIAL MEDICAL CENTER			1	100%	1
VA HOSPITAL PATH & LAB			1	100%	1
URGENT CARE WEST CLINIC			1	100%	1
UNITED LABORATORY SERVICE			1	100%	1
TRUMAN MEDICAL CENTER - HOSPITAL HILL			1	100%	1
TITUSVILLE FAMILY PRACTICE			1	100%	1
PROGENESIS INC			1	100%	1
UNITED CLINICAL LABORATORIES			1	100%	1
PEDIATRIC HEALTHCARE ALLIANCE			1	100%	1
PARROTT MEDICAL CLINIC			1	100%	1
PINNACLE DIALYSIS		1			1
PERDIDO URGENT CARE			1	100%	1
ORANGE COUNTY HEALTH DEPT			1	100%	1
VAIL VALLEY MEDICAL CENTER			1	100%	1
PINELLAS PARK HEALTH CENTER - PINELLAS CHD			1	100%	1
VIVEX/UMTB BIOMEDICAL			1	100%	1
PHYSICIANS IMMEDIATE CARE ELGIN			1	100%	1
DUKE UNIVERSITY POINT OF CARE TESTING PROGRAM			1	100%	1
CAROMONT HEALTH			1	100%	1
ECLRS			1	100%	1
FIRST CARE - MIDDLESBORO			1	100%	1
ESOTERIC LAB			1	100%	1
BEAUMONT REFERENCE LABORATORY			1	100%	1
APS-SUMMIT CARE PHARMACY, LLC DBA OMNICARE		1			1

COVID-19: testing by laboratory

Data through Sep 1, 2020 verified as of Sep 2, 2020 at 09:25 AM

Data in this report are provisional and subject to change.

The numbers in the table below represent the number of Florida and non-Florida residents for whom test results were received by the Department of Health. A person can be tested by more than one laboratory and can have both positive and negative results. **Therefore, the sum of the numbers in each column will be larger than the total number of people tested.**

Reporting lab	Inconclusive	Negative	Positive	Percent positive	Total
BELLIN HEALTH LAB			1	100%	1
CAREWELL JW - WORCESTER LNC			1	100%	1
BRANDON REGIONAL EMERGENCY CTR			1	100%	1
ADVENTHEALTH CENTRA CARE - KID'S CARE			1	100%	1
CBC LAB			1	100%	1
CAROLINAS HEALTHCARE SYSTEM LAB			1	100%	1
CEDARS-SINAI MEDICAL CENTER			1	100%	1
DOTHAN PEDIATRIC CLINIC			1	100%	1
CGH MEDICAL CENTER			1	100%	1
AZALEA HEALTH			1	100%	1
ADVENTHEALTH MEDICAL GROUP INTERNAL MEDICINE AT WINTER HAVEN			1	100%	1
BAPTIST ER TOWN CTR			1	100%	1
CARENOW URGENT CARE - LAKE MARY			1	100%	1
BAYSHORE LABORATORY			1	100%	1
BARBARA O'REILLY MD PA		1			1
BAPTIST HEALTH MEDICAL CENTER			1	100%	1
BASCOM PALMER-MICRO LAB			1	100%	1
BEAUMONT HOSPITAL, GROSSE POINTE			1	100%	1
BEAUFORT MEMORIAL			1	100%	1
ADVANCED URGENT CARE OF MARATHON			1	100%	1
GEORGETOWN URGENT CARE			1	100%	1
ADVENT HEALTH PRIMARY CARE AT OWASA			1	100%	1
ATHENS LIMESTONE HOSPITAL		1			1
ADVENTHEALTH CARROLLWOOD			1	100%	1
CHARLOTTE CHD PORT CHARLOTTE		1			1
FLORIDA HOSPITAL APOPKA			1	100%	1
ELMHURST MEMORIAL HOSPITAL			1	100%	1
GRAND VIEW HOSPITAL			1	100%	1
ADVENTHEALTH CENTRA CARE WINTER PARK			1	100%	1
ACCESSLAB		1			1
COMMONWEALTH OF MASSACHUSETTS			1	100%	1
CLIFTON-FINE HOSPITAL LABORATORY		1			1
DERMDX, DIV OF AURORA DIAGNOSTICS/BERNHARDT LAB		1			1
EAST TENNESSEE STATE UNIVERSITY		1			1
DOCTORS CLINICAL LABORATORY, INC			1	100%	1
DSI LABORATORIES-NAPLES-7TH			1	100%	1
IGENEX INC		1			1
GIFFORD MEMORIAL HOSPITAL		1			1
LABCORP - JACKSONVILLE			1	100%	1
LABORATORY CORPORTATION OF AMERICA			1	100%	1
LabCorp L#09258090 M#09258105			1	100%	1
NEW YORK STATE ELR - MERCY MEDICAL CENTER		1			1
NAVAL MEDICAL CENTER			1	100%	1
NEW YORK STATE ELR - ST BARNABAS HOSPITAL		1			1
GENOVA DIAGNOSTICS LABORATORY			1	100%	1
OSWEGO HOSPITAL LABORATORY		1			1
LAKWOOD RANCH ER 24/7			1	100%	1

COVID-19: testing by laboratory

Data through Sep 1, 2020 verified as of Sep 2, 2020 at 09:25 AM

Data in this report are provisional and subject to change.

The numbers in the table below represent the number of Florida and non-Florida residents for whom test results were received by the Department of Health. A person can be tested by more than one laboratory and can have both positive and negative results. **Therefore, the sum of the numbers in each column will be larger than the total number of people tested.**

Reporting lab	Inconclusive	Negative	Positive	Percent positive	Total
MINUTECLINIC, LLC #08366		1			1
MEDSTAR HEALTH URGENT CARE			1	100%	1
MORTON PLANT			1	100%	1
NORTH CAROLINA STATE LABORATORY OF PUBLIC HEALTH, SPECTRUM LAB NETWORK			1	100%	1
NEW YORK CITY DEPARTMENT OF HEALTH			1	100%	1
MARION COUNTY HEALTH DEPARTMENT			1	100%	1
MADISON COUNTY HEALTH DEPARTMENT		1			1
MC DIAGNOSTIC OF CONNECTICUT PC #459		1			1
MEDONE URGENT CARE			1	100%	1
MEDICAL CENTER ENTERPRISE			1	100%	1
HYDE PARK MEDICAL CENTER		1			1
HOUSTON HEALTH DEPARTMENT - BUREAU OF LABORATORY SERVICES			1	100%	1
JACKSON MADISON CO. GEN. HOSPITAL			1	100%	1
LAKEVIEW REGIONAL HOSPITAL			1	100%	1
LABCORP KANSAS CITY			1	100%	1
EDGAR PRICE FAMILY & CHILDREN HEALTHCARE CENTER			1	100%	1
EDEN SPRINGS NURSING AND REHAB CENTER			1	100%	1
FHCP-ORANGE CITY			1	100%	1
HARDIN MEMORIAL HOSPITAL - HEARTLAND PATHOLOGY CONSULTANTS			1	100%	1
FLORIDA HOSPITAL WINTER GARDEN			1	100%	1
LIBERTY HEALTH CENTER			1	100%	1
MINUTECLINIC DIAGNOSTIC OF TEXAS, LLC #2580		1			1
MINUTE CLINIC DIAGNOSTIC OF VIRGINIA		1			1
MINUTECLINIC DIAGNOSTICS MEDICAL GROUP		1			1
MUNSON MEDICAL CENTER			1	100%	1
MONTEFIORE NYACK HOSPITAL AFFILIATED LABORATORY		1			1
MD 365 MEDICAL CARE PLLC		1			1
MARYLAND DEPARTMENT OF HEALTH AND MENTAL HYGIENE-LABORATORIES			1	100%	1
MEDCOMP SCIENCES, LLC			1	100%	1
MEDSTAR HARBOR HOSPITAL			1	100%	1
MEDICAL CLINIC OF HOUSTON			1	100%	1
ADVENTHEALTH CENTRA CARE DELAND			1	100%	1
FIT4LIFE MEDICAL CENTER			1	100%	1
AFFINITY URGENT CARE			1	100%	1
ANGEL KIDS PEDIATRICS- NORMANDY LOCATION		1			1
AMD			1	100%	1
DOCTOR'S WALK-IN CLINIC / QUEST DIAGNOSTICS			1	100%	1
DEPARTMENT OF PATHOLOGY ROME MEMORIAL		1			1
DOCTOR'S IN-HOUSE LAB/COMMUNITY HEALTH CENTERS OF PINELLAS - JOHNNIE R			1	100%	1
EXPRESS LAB LIVINGSTON			1	100%	1
ETHOS LABORATORIES		1			1
ASCENSION ST. MICHAEL'S HOSPITAL LAB			1	100%	1
CHP COVID-19 (TX)			1	100%	1
CAREWELL URGENT CARE FITCHBURG			1	100%	1
CLEVELAND CLINIC OHIO LABORATORIES			1	100%	1
CVS UT2297068CV SALT LAKE CITY		1			1
CRUC CMCH-COVID-19		1			1

COVID-19: testing by laboratory

Data through Sep 1, 2020 verified as of Sep 2, 2020 at 09:25 AM

Data in this report are provisional and subject to change.

The numbers in the table below represent the number of Florida and non-Florida residents for whom test results were received by the Department of Health. A person can be tested by more than one laboratory and can have both positive and negative results. **Therefore, the sum of the numbers in each column will be larger than the total number of people tested.**

Reporting lab	Inconclusive	Negative	Positive	Percent positive	Total
BAYSTATE MEDICAL CENTER			1	100%	1
BAPTIST HEALTH URGENT CARE AT KENDALL LAKES			1	100%	1
BERKSHIRE MEDICAL CENTER			1	100%	1
BMC/JACSONVILLE		1			1
BLUEWATER TOXICOLOGY			1	100%	1
BROOKSVILLE REGIONAL HOSPITAL			1	100%	1
BRANDON OUTREACH CLINIC			1	100%	1
CQUENTIA NGS, LLC			1	100%	1
EXCEL URGENT CARE OF NJ			1	100%	1
DOCS URGENT CARE			1	100%	1
AFFILIATED LABORATORIES INC			1	100%	1
ADVENTIST HINSDALE HOSPITAL LABORATORY			1	100%	1
ALLIANCE LABORATORY SERVICES			1	100%	1
BOSTON MEDICAL CENTER			1	100%	1
BARDMOOR LABORATORY			1	100%	1
ABBOTT NORTHWESTERN HOSPITAL LAB			1	100%	1
CENTRAL FLORIDA PEDIATRICS			1	100%	1
BRISTOL REGINAL MEDICAL CENTER			1	100%	1
CHATSWORTH ASSISTED LIVING COMMUNITY AT PGA NATIONAL			1	100%	1
DALLAS MEDICAL CENTER			1	100%	1
CLINICAL LABORATORY DEPARTMENT			1	100%	1
ALABAMA REFERENCE LAB			1	100%	1
ADVANCED MEDICAL LABORATORIES (AML)			1	100%	1
BAPTIST HEALTH URGENT CARE AT UNIVERSITY CENTRE			1	100%	1
BIODORON LABORATORIES			1	100%	1
BAYONET POINT HOSPITAL LAB			1	100%	1
DE TAR HOSPITAL			1	100%	1
ALABAMA CLINICS			1	100%	1
ADVANCED LABORATORY SERVICES			1	100%	1
ARKANSAS DEPARTMENT OF HEALTH			1	100%	1
AVERA ST. MARY'S HOSPITAL			1	100%	1
AUSTIN REGIONAL CLINIC MICROBIOLOGY LAB			1	100%	1
EAST FL CORE LAB			1	100%	1
DELAWARE DIAGNOSTICS LABS			1	100%	1
FLORIDA CANCER SPECIALISTS AND RESEARCH			1	100%	1
FLORIDA HOSPITAL LAB			1	100%	1
FLORIDA DEPARTMENT OF HEALTH PALM BEACH COUNTY			1	100%	1
BAPTIST HEALTH EXPRESS CARE AT KEY BISCAYNE			1	100%	1
CFCH - FROSTPROOF			1	100%	1
CENTRA CARE KIDS WINTER PARK			1	100%	1
COCOA BEACH/ADVENT CENTRA		1			1
FLORIDA HOSPITAL ALTAMONTE			1	100%	1
DEPARTMENT OF HEALTH AND HUMAN SERVICES DIVISION OF BEHAVIORAL HEALTH		1			1
BIOMERIEUX			1	100%	1
BAYCARE MEDICAL GROUP			1	100%	1
CALIFORNIA PUBLIC HEALTH LABORATORY			1	100%	1
CELEBRATION HOSPITAL			1	100%	1

COVID-19: testing by laboratory

Data through Sep 1, 2020 verified as of Sep 2, 2020 at 09:25 AM

Data in this report are provisional and subject to change.

The numbers in the table below represent the number of Florida and non-Florida residents for whom test results were received by the Department of Health. A person can be tested by more than one laboratory and can have both positive and negative results. **Therefore, the sum of the numbers in each column will be larger than the total number of people tested.**

Reporting lab	Inconclusive	Negative	Positive	Percent positive	Total
CANDLER HOSPITAL			1	100%	1
ADVANCED MEDICAL GROUP			1	100%	1
ACCESS HEALTH CARE PHYSICIANS			1	100%	1
ADVENTHEALTH CENTRA CARE - HUNTERS CREEK			1	100%	1
BAYCARE ALLIANT HOSPITAL			1	100%	1
AFC PATRIOT URGENT CARE			1	100%	1
DUKE HEALTH REGIONAL HOSPITAL			1	100%	1
DHEC - S.C PUBLIC HEALTH LAB			1	100%	1
ELITE CARE			1	100%	1
FLORIDA DEPARTMENT OF HEALTH IN MIAMI DADE COUNTY			1	100%	1
FALMOUTH BY THE SEA			1	100%	1
BAYCARE OUTREACH LAB			1	100%	1
CHIEFLAND MEDICAL CENTER			1	100%	1
CATHOLIC HEALTH SYSTEM DEPT LABORATORY		1			1
CITRUS PARK			1	100%	1
CVS/PHARMACY #12000		1			1
CONEY ISLAND HOSPITAL		1			1
BAYLOR COLLEGE OF MEDICINE			1	100%	1
BAYFRONT HEALTH DADE CITY			1	100%	1
BLOOD SYSTEMS LABORATORIES			1	100%	1
CAREWELL URGENT CARE			1	100%	1
CAH ACQUISITION COMPANY 11 LLC			1	100%	1
SCRIPPS CLINIC MEDICAL			1	100%	1
SAINT JOSEPHS HOSPITAL OF ATLANTA			1	100%	1
SIGNATURE CARE MIDLAND			1	100%	1
ST LUKES HOSPITAL			1	100%	1
SOUTHERN OCEAN MEDICAL CENTER		1			1
PORT SAINT JOHN FAMILY PRACTICE			1	100%	1
PENN MEDICINE PRINCETON MEDICAL CENTER		1			1
PORT ST LUCIE REHABILITATION AND HEALTHCARE			1	100%	1
SACRED HEART MEDICAL GROUP			1	100%	1
POUDRE VALLEY HOSPITAL			1	100%	1
ST. LUCIE COUNTY HEALTH DEPARTMENT		1			1
VA COMMUNITY CLINIC			1	100%	1
UW MEDICINE VIROLOGY LAB			1	100%	1
VIRGINIA DEPT OF HEALTH OFFICE OF EPIDEMIOLOGY			1	100%	1
WALGREENS #05398			1	100%	1
WALGREENS #04417		1			1
SUNY AT STONY BROOK			1	100%	1
ST. LUKE'S HOSPITAL - BETHLEHEM CAMPUS		1			1
SYNAPSE ANALYTICAL LABS		1			1
US LABORATORIES			1	100%	1
TMH EC NORTHEAST LABORATORY			1	100%	1
GWINNETT MEDICAL CENTER			1	100%	1
GSM OCED Subsection			1	100%	1
HANCOCK REGIONAL HOSPITAL		1			1
ISLAND COAST PEDIATRICS		1			1

COVID-19: testing by laboratory

Data through Sep 1, 2020 verified as of Sep 2, 2020 at 09:25 AM

Data in this report are provisional and subject to change.

The numbers in the table below represent the number of Florida and non-Florida residents for whom test results were received by the Department of Health. A person can be tested by more than one laboratory and can have both positive and negative results. **Therefore, the sum of the numbers in each column will be larger than the total number of people tested.**

Reporting lab	Inconclusive	Negative	Positive	Percent positive	Total
INNOVATIVE HEALTH DIAGNOSTIC OF CALIFORNIA			1	100%	1
PRIMEX CLINICAL LABORATORIES INC			1	100%	1
PRACTICE MANAGEMENT OF AMERICA, INC.			1	100%	1
GALVESTON COUNTY HEALTH DISTRICT			1	100%	1
GEORGE SAFRAN MD PC		1			1
GAMMA HEALTHCARE, INC		1			1
JEFFERSON COUNTY HEALTH DEPARTMENT-MONTICELLO		1			1
OMNICARE PHARMACY OF TEXAS 1, LP		1			1
OHIO DEPARTMENT OF HEALTH			1	100%	1
PARKWAY REGIONAL MEDICAL CENTER LAB			1	100%	1
PEACEHEALTH LABORATORIES			1	100%	1
PATIENTS FIRST LAKE ELLA MEDICAL CENTER		1			1
KETTERING MEDICAL CENTER			1	100%	1
KENTUCKY CABINET FOR HEALTH AND FAMILY SERVICES			1	100%	1
LABCORP - LADY LAKE			1	100%	1
Northwell Lab			1	100%	1
LEGACY ER & URGENT CARE - FRISCO WEST			1	100%	1
WASHINGTON STATE DEPARTMENT OF HEALTH PUBLIC HEALTH LABORATORIES			1	100%	1
SYNERGENE LABORATORY			1	100%	1
STEPHENS COUNTY HOSPITAL			1	100%	1
VETERANS OUTPATIENT CLINIC			1	100%	1
HAWAII DEPARTMENT OF HEALTH LAB			1	100%	1
HARMONY CLINIC			1	100%	1
QUEST DIAGNOSTICS INC		1			1
PEACHEALTH LABORATORIES		1			1
REFERENCE LABORATORY			1	100%	1
SCIENTIA DIAGNOSTICS			1	100%	1
RIVERSIDE METHODIST HOSPITAL LAB			1	100%	1
IVAN, MAYA			1	100%	1
MARSHFIELD LABORATORIES			1	100%	1
LOYOLA UNIVERSITY MEDICAL CENTER LABORATORY			1	100%	1
MEDICAL ARTS LABORATORY			1	100%	1
MONTANA DEPARTMENT OF PUBLIC HEALTH & HUMAN SERVICES			1	100%	1
MID FLORIDA COMMUNITY SERVICES			1	100%	1
KANA MEDICAL			1	100%	1
JS HEALTHCARE			1	100%	1
LABCORP HOUSTON			1	100%	1
LEESBURG FAMILY MEDICINE		1			1
LAKEVIEW HEALTH SYSTEMS			1	100%	1
LABCORP - HOLLYWOOD			1	100%	1
LABCORP - DAYTONA BEACH			1	100%	1
LABCORP LAFAYETTE		1			1
LUCID DIAGNOSTICS LABS			1	100%	1
LIFELINK TRANSPLANT INSTITUTE LAB			1	100%	1
HARTFORD HOSPITAL ANCILLARY LAB		1			1
GENETIC ASSAYS INC			1	100%	1
HORIZON MEDICAL CENTER			1	100%	1

COVID-19: testing by laboratory

Data through Sep 1, 2020 verified as of Sep 2, 2020 at 09:25 AM

Data in this report are provisional and subject to change.

The numbers in the table below represent the number of Florida and non-Florida residents for whom test results were received by the Department of Health. A person can be tested by more than one laboratory and can have both positive and negative results. **Therefore, the sum of the numbers in each column will be larger than the total number of people tested.**

Reporting lab	Inconclusive	Negative	Positive	Percent positive	Total
INSPIRIT SENIOR LIVING			1	100%	1
ILLINOIS DEPT OF PUBLIC HEALTH LABS			1	100%	1
MARINA DEL REY HOSPITAL LAB			1	100%	1
MILFORD REGIONAL HOSPITAL			1	100%	1
MERCY HEALTH—MUSKEGON		1			1
MISSOURI DEPARTMENT OF HEALTH AND SENIOR SERVICES - STATE PH LAB		1			1
NORTHWEST FLORIDA CLINICAL LAB			1	100%	1
NORTH SHORE HEMATOLOGY-ONCOLOGY ASSOCIATES, PC		1			1
MD NOW URGENT CARE CENTER INC.			1	100%	1
MARYLAND DEPARTMENT OF HEALTH AND MENTAL HYGIENE			1	100%	1
MDS PHARMA SERVICES		1			1
MERCY - NORTH IOWA			1	100%	1
MEMORIAL HEALTH UNIVERSITY MEDICAL CENTER			1	100%	1
TIMPANOGOS REGIONAL HOSPITAL			1	100%	1
THE WOLFF CENTER FOR CHILD & ADOLESCENT HEALTH			1	100%	1
UMASS MEMORIAL MEDICAL CENTER, INC		1			1
URGENT CARE CLINIC OF LINCOLN			1	100%	1
UNIVERSITY LAB			1	100%	1
SUNCOAST PATHOLOGY ASSOCIATES			1	100%	1
STANLY REGIONAL MEDICAL CENTER			1	100%	1
TAMPA		1			1
TEXAS MEDCLINIC			1	100%	1
TENNOVA HEALTHCARE - CLEVELAND			1	100%	1
UT AUSTIN UNIVERSITY HEALTH SERVICES			1	100%	1
LABCORP-PORT ST.LUCIE		1			1
KANSAS DEPARTMENT OF HEALTH			1	100%	1
LATE HOURS URGENT CARE			1	100%	1
MAGNOLIA ADULT, LLC			1	100%	1
LUMICO LIFE INSURANCE COMPANY		1			1
GREENTREE MEDICAL CENTER			1	100%	1
VA GREATER LOS ANGELES HEALTH CARE SYSTEM			1	100%	1
HARLEM HOSPITAL CENTER		1			1
JOHN D. ARCHBOLD MEMORIAL HOSPITAL			1	100%	1
HIGHLANDS CLINICAL LABORATORY			1	100%	1
MERCY HEALTH LAB			1	100%	1
MARYLAND STATE DEPT OF HEALTH			1	100%	1
MERITER LABORATORIES			1	100%	1
MINUTECLINIC DIAGNOSTIC OF TEXAS		1			1
MID FLORIDA CLINICAL LABORATORY			1	100%	1
NOVANT HEALTH PRESBYTERIAN			1	100%	1
NORTH RIVER FAMILY HEALTH CENTER			1	100%	1
HEALTH NETWORK LABORATORIES		1			1
MAGNOLIA PEDIATRICS			1	100%	1
LARGO MEDICAL CENTER INDIAN ROCKS			1	100%	1
MISSION HOSPITAL			1	100%	1
SENTARA NORFOLK GENERAL HOSPITAL CENTRAL LAB			1	100%	1
SANFORD PGA CH BUFFALO RIDGE SPRINGS		1			1

COVID-19: testing by laboratory

Data through Sep 1, 2020 verified as of Sep 2, 2020 at 09:25 AM

Data in this report are provisional and subject to change.

The numbers in the table below represent the number of Florida and non-Florida residents for whom test results were received by the Department of Health. A person can be tested by more than one laboratory and can have both positive and negative results. **Therefore, the sum of the numbers in each column will be larger than the total number of people tested.**

Reporting lab	Inconclusive	Negative	Positive	Percent positive	Total
SONORA QUEST LABORATORIES			1	100%	1
SPRINGS MEDICAL LAB			1	100%	1
SOUTHWEST FLORIDA DIVISION LAB			1	100%	1
NEW GEN LABS			1	100%	1
NDX-CORE LAB			1	100%	1
NORTON HEALTHCARE			1	100%	1
PLANT CITY PEDIATRICS		1			1
ORMC-ARDEN/EOI			1	100%	1
MARCO ISLAND HOSPITAL INC D/B/A			1	100%	1
UNIVERSITY OF FLORIDA			1	100%	1
UMASS MEMORIAL/MARLBORO HOSPITAL			1	100%	1
UNK			1	100%	1
HEALTH ALLIANCE			1	100%	1
VA OUTPATIENT CLINIC			1	100%	1
SOFTLAB			1	100%	1
SJH			1	100%	1
SOUTHEASTERN REGIONAL MEDICAL CENTER			1	100%	1
UF KANAPAHA LAB BEAKER		1			1
ST.ELIZABETH HEALTH CENTER	1				1
INDIAN RIVER CLINICAL LABORATORY, INC.		1			1
NORTHSIDE HOSPITAL DULUTH			1	100%	1
NEW YORK STATE ELR - MONTEFIORE MEDICAL CENTER LABORATORIES - WEILER			1	100%	1
NORTHWELL HEALTH			1	100%	1
PATHOLOGY REFERENCE LAB LLC			1	100%	1
ONEIDA HEALTHCARE CENTER		1			1
LABCORP-CRYSTAL RIVER			1	100%	1
INTERMOUNTAIN MEDICAL CENTER			1	100%	1
Lourdes Hospital			1	100%	1
MHS LAB		1			1
MCH PHYSICIANS GROUP			1	100%	1
NOT GIVEN			1	100%	1
NORTHERN WESTCHESTER HOSPITAL LABORATORY		1			1
PALM SPRINGS GENERAL HOSPITAL			1	100%	1
PENINSULA REGIONAL MED CTR LAB			1	100%	1
PEDIATRIC ASSOCIATES - JACKSONVILLE			1	100%	1
MIAMI BEACH URGENT CARE			1	100%	1
MEYER PEDIATRICS			1	100%	1
MONROE COUNTY HEALTH DEPARTMENT			1	100%	1
NORTH BROWARD MEDICAL CENTER			1	100%	1
NAVAL BRANCH MEDICAL CLINIC			1	100%	1
PHELPS HOSPITAL LABORATORY		1			1
RENOWN REGIONAL MEDICAL CENTER			1	100%	1
REMISE OCCUPATIONAL HEALTH SOLUTIONS INC			1	100%	1
RHEA MEDICAL CENTER		1			1
SEA LEVEL LABS			1	100%	1
RIDGEWOOD DIAGNOSTIC LABORATORY			1	100%	1
POMONA VALLEY COMMUNITY HOSPITAL			1	100%	1

COVID-19: testing by laboratory

Data through Sep 1, 2020 verified as of Sep 2, 2020 at 09:25 AM

Data in this report are provisional and subject to change.

The numbers in the table below represent the number of Florida and non-Florida residents for whom test results were received by the Department of Health. A person can be tested by more than one laboratory and can have both positive and negative results. **Therefore, the sum of the numbers in each column will be larger than the total number of people tested.**

Reporting lab	Inconclusive	Negative	Positive	Percent positive	Total
POINT OF CARE TESTING SITE			1	100%	1
PRACTITIONERS IN MOTION			1	100%	1
REGIONAL MEDICAL LABORATORY			1	100%	1
PROPATH			1	100%	1
Total	37,007	5,608,276	815,752	13%	6,461,035