

COVID-19: summary of persons monitored, persons tested, and cases

Data through Sep 15, 2020 verified as of Sep 16, 2020 at 09:25 AM

Data in this report are provisional and subject to change.

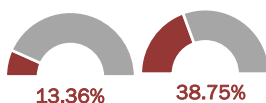
Monitored persons: people the Florida Department of Health was notified of for possible monitoring because they are a contact of a case, traveled from China, or were identified by the Centers for Disease Control and Prevention (CDC) as a part of a airline/ship contact investigation

Total reports	236,431
Total persons of high, medium, or unknown risk	232,777
High/medium/unknown risk still being monitored	17,250

Persons tested: Includes PCR and antigen test results received by the Department of Health from the state public health laboratory (BPHL), as well as commercial and hospital laboratories

	Florida residents	Non-Florida residents
Total tested	4,970,495	20,598
Positive	663,234	7,967
Negative	4,300,230	12,592
Inconclusive	7,031	39
Awaiting testing	3,760	33

Cumulative percent positivity
(based on positive and negative results from March 1 - present)



Cases: people with positive PCR or antigen test result

Total cases	671,201
Florida residents	663,234
Non-Florida residents	7,967
Type of testing	
Florida residents	663,234
Positive by BPHL/CDC	23,611
Positive by commercial/hospital lab	639,623
PCR positive	650,185
Antigen positive	13,049
Non-Florida residents	7,967
Positive by BPHL/CDC	248
Positive by commercial/hospital lab	7,719
PCR positive	7,589
Antigen positive	378

Characteristics	
Florida residents hospitalized	41,851
Florida resident deaths	12,939
Non-Florida resident deaths	161

Hospitalized counts include anyone who was hospitalized at some point during their illness. It does not reflect the number of people currently hospitalized.

More information on deaths identified through death certificate data is available on the National Center for Health Statistics website at www.cdc.gov/nchs/nvss/vsrr/COVID19/index.htm.

Risk factors for Florida residents

Traveled	5,268
Contact with a known case	233,599
Traveled and contact with a known case	5,561
Neither	418,806
No travel and no contact	81,655
Travel is unknown	244,928
Contact is unknown	163,084
Contact is pending	156,507

Travel can be unknown and contact can be unknown or pending for the same case, these numbers will sum to more than the "neither" total.

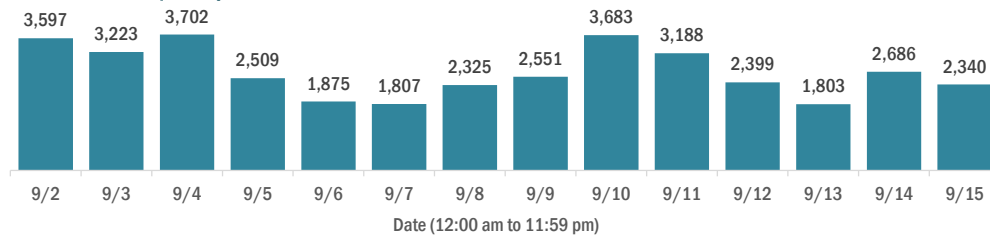
COVID-19: cases and laboratory testing over time

Data through Sep 15, 2020 verified as of Sep 16, 2020 at 09:25 AM

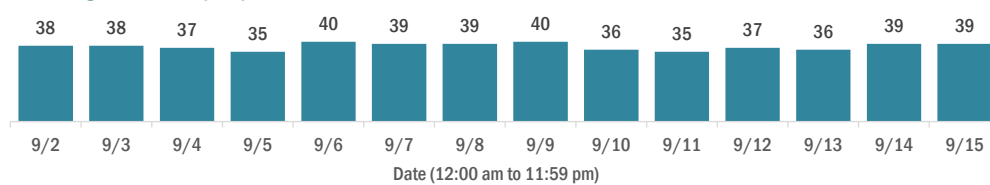
Data in this report are provisional and subject to change.

Cases in Florida residents per day for the past 2 weeks

Number of cases per day



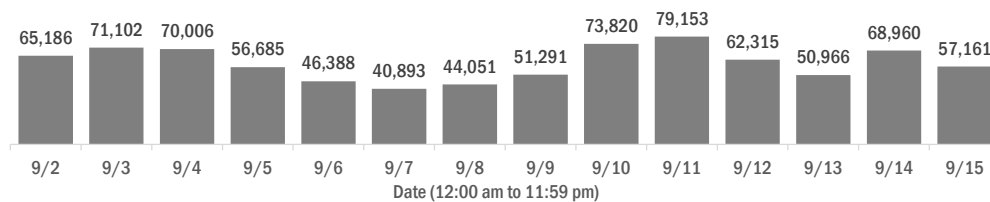
Median age of cases by day



Laboratory testing for Florida residents over the past 2 weeks

Number of Florida residents tested per day

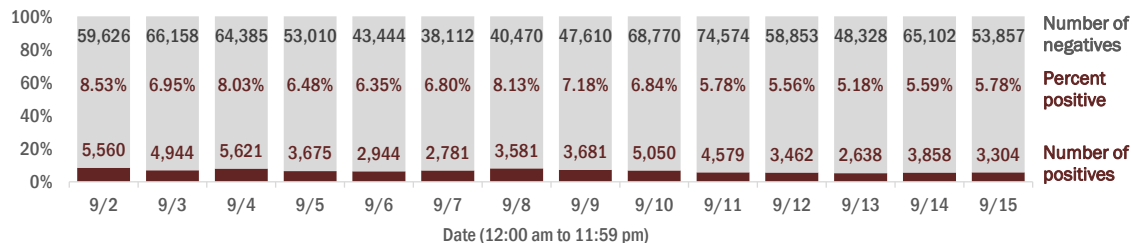
These counts include the number of people for whom the Department received PCR or antigen laboratory results by day. People tested on multiple days will be included for each day a new result was received. A person is only counted once for each day they are tested, regardless of whether multiple specimens are tested or multiple results are received.



Number and percent of Florida residents with positive test results

The percent of positive results ranged from 5.18% to 8.53% over the past 2 weeks and was 5.78% yesterday.

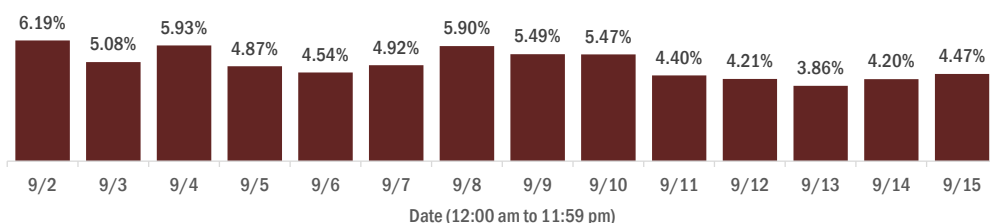
These counts include the number of people for whom the Department received PCR or antigen laboratory results by day. People tested on multiple days will be included for each day a new result was received. A person is only counted once for each day they are tested, regardless of whether multiple specimens are tested or multiple results are received. If a person has a positive specimen and a negative specimen in the same day, only the positive result is counted.



Percent positivity for new cases in Florida residents

The percent of positive results ranged from 3.86% to 6.19% over the past 2 weeks and was 4.47% yesterday.

This percent is the number of people who test PCR- or antigen-positive for the first time divided by all the people tested that day, excluding people who have previously tested positive.



COVID-19: characteristics of 663,234 Florida resident cases

Data through Sep 15, 2020 verified as of Sep 16, 2020 at 09:25 AM

Data in this report are provisional and subject to change.

Age group	Cases		Hospitalizations		Deaths	
0-4 years	11,341	2%	263	1%	0	0%
5-14 years	27,872	4%	240	1%	4	0%
15-24 years	102,977	16%	1,070	3%	31	0%
25-34 years	122,758	19%	2,353	6%	86	1%
35-44 years	107,207	16%	3,565	9%	227	2%
45-54 years	105,252	16%	5,311	13%	525	4%
55-64 years	86,385	13%	7,371	18%	1,401	11%
65-74 years	50,757	8%	8,244	20%	2,717	21%
75-84 years	29,392	4%	7,739	18%	3,749	29%
85+ years	17,281	3%	5,685	14%	4,198	32%
Unknown	2,012	0%	10	0%	1	0%
Total	663,234		41,851		12,939	

Gender	Cases	
Female	340,685	51%
Male	318,364	48%
Unknown	4,185	1%
Total	663,234	

Ethnicity	Cases		Hospitalizations		Deaths	
Hispanic	192,387	29%	12,377	30%	3,246	25%
Non-Hispanic	263,248	40%	26,783	64%	8,395	65%
Unknown	207,599	31%	2,691	6%	1,298	10%
Total	663,234		41,851		12,939	

Race and ethnicity	Cases		Hospitalizations		Deaths	
White	291,972	44%	25,133	60%	8,684	67%
Hispanic	126,336	19%	8,684	21%	2,515	19%
Non-Hispanic	143,177	22%	15,469	37%	5,640	44%
Unknown	22,459	3%	980	2%	529	4%
Black	103,280	16%	10,018	24%	2,483	19%
Hispanic	4,811	1%	436	1%	89	1%
Non-Hispanic	88,849	13%	9,261	22%	2,278	18%
Unknown	9,620	1%	321	1%	116	1%
Other race	88,479	13%	5,108	12%	1,079	8%
Hispanic	44,977	7%	2,902	7%	531	4%
Non-Hispanic	27,458	4%	1,914	5%	425	3%
Unknown	16,044	2%	292	1%	123	1%
Unknown race	179,503	27%	1,592	4%	693	5%
Hispanic	16,263	2%	355	1%	111	1%
Non-Hispanic	3,764	1%	139	0%	52	0%
Unknown	159,476	24%	1,098	3%	530	4%
Total	663,234		41,851		12,939	

Hospitalization counts include anyone who was hospitalized at some point during their illness. It does not reflect the number of people currently hospitalized. **Other race** includes any person with a race of American Indian/Alaskan native, Asian, native Hawaiian/Pacific Islander, or other.

COVID-19: deaths in Florida residents and staff of long-term care facilities

Data through Sep 15, 2020 verified as of Sep 16, 2020 at 09:25 AM

Data in this report are provisional and subject to change.

For current cases in residents or staff of long-term care facilities, please visit: <https://floridahealthcovid19.gov/>

County	Deaths		County	Deaths		County	Deaths	
Dade	765	14%	Jackson	58	1%	Madison	10	0%
Palm Beach	532	10%	Indian River	56	1%	Gadsden	8	0%
Pinellas	500	9%	Clay	51	1%	Gilchrist	8	0%
Broward	381	7%	Hernando	51	1%	Calhoun	6	0%
Hillsborough	286	5%	Okaloosa	48	1%	Lafayette	6	0%
Polk	264	5%	Suwannee	47	1%	Jefferson	5	0%
Lee	242	5%	Osceola	44	1%	Baker	3	0%
Brevard	158	3%	St. Johns	30	1%	Flagler	3	0%
Sarasota	143	3%	Highlands	27	1%	Taylor	3	0%
Duval	138	3%	Citrus	24	0%	Bradford	2	0%
St. Lucie	134	3%	Bay	23	0%	Hardee	2	0%
Seminole	128	2%	Sumter	21	0%	Holmes	2	0%
Manatee	126	2%	Hendry	19	0%	Desoto	1	0%
Marion	119	2%	Alachua	18	0%	Gulf	1	0%
Volusia	111	2%	Leon	18	0%	Levy	1	0%
Orange	106	2%	Columbia	16	0%	Monroe	1	0%
Escambia	100	2%	Santa Rosa	16	0%	Total	5,320	
Pasco	94	2%	Nassau	15	0%			
Collier	87	2%	Walton	13	0%			
Martin	79	1%	Putnam	12	0%			
Lake	75	1%	Washington	12	0%			
Charlotte	60	1%	Okeechobee	11	0%			

Note: cases are summarized by the county of usual residence. Residents and staff may be cases associated with facilities that are not in their county of usual residence, resulting in cases being included below for counties that do not have facilities with known cases.

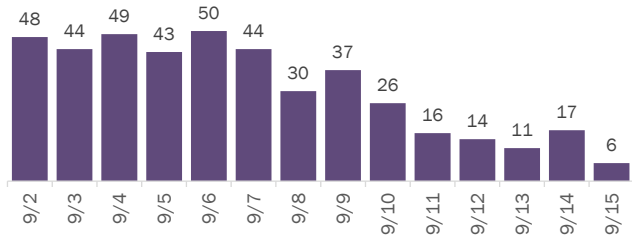
COVID-19: cases in Florida residents who have died

Data through Sep 15, 2020 verified as of Sep 16, 2020 at 09:25 AM

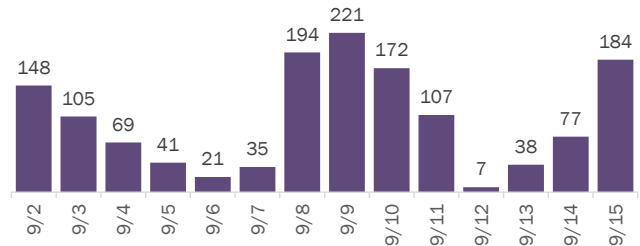
Data in this report are provisional and subject to change.

Demographics for all identified COVID-19 deaths: 12,939

Deaths by date of death



Deaths by date reported to the Department



Median age: 79 years

Age group	Deaths	Cases	Case fatality rate	Mortality rate per 100,000 population
0-4 years	0	11,341	0.0%	0.0
5-14 years	4	27,872	0.0%	0.2
15-24 years	31	102,977	0.0%	1.2
25-34 years	86	122,758	0.1%	3.0
35-44 years	227	107,207	0.2%	8.7
45-54 years	525	105,252	0.5%	18.8
55-64 years	1,401	86,385	1.6%	48.4
65-74 years	2,717	50,757	5.4%	112.0
75-84 years	3,749	29,392	12.8%	267.0
85+ years	4,198	17,281	24.3%	726.9
Unknown	1	2,012	0.0%	
Total	12,939	663,234	2.0%	59.9

Race	Deaths	Cases	Case fatality rate	Mortality rate per 100,000 population
White	8,684	291,972	3.0%	52.0
Black	2,483	103,280	2.4%	67.9
Other	1,079	88,479	1.2%	86.7
Unknown	693	179,503	0.4%	
Total	12,939	663,234	2.0%	59.9

Gender	Deaths	Cases	Case fatality rate	Mortality rate per 100,000 population
Female	5,735	340,685	1.7%	51.9
Male	7,193	318,364	2.3%	68.1
Unknown	11	4,185	0.3%	
Total	12,939	663,234	2.0%	59.9

Ethnicity	Deaths	Cases	Case fatality rate	Mortality rate per 100,000 population
Hispanic	3,246	192,387	1.7%	57.2
Non-Hispanic	8,395	263,248	3.2%	52.7
Unknown	1,298	207,599	0.6%	
Total	12,939	663,234	2.0%	59.9

Age group distribution for deaths reported since previous report, previous 2 weeks, and cumulatively

153 deaths reported since previous report		1,419 deaths reported from Sep 2 - Sep 15		12,939 deaths reported cumulatively	
0-4 years	0	0-4 years	0	0-4 years	0
5-14 years	0	5-14 years	0	5-14 years	4
15-24 years	0	15-24 years	3	15-24 years	31
25-34 years	2	25-34 years	7	25-34 years	86
35-44 years	3	35-44 years	15	35-44 years	227
45-54 years	5	45-54 years	47	45-54 years	525
55-64 years	15	55-64 years	162	55-64 years	1,401
65-74 years	36	65-74 years	285	65-74 years	2,717
75-84 years	41	75-84 years	397	75-84 years	3,749
85+ years	51	85+ years	502	85+ years	4,198
Unknown	0	Unknown	1	Unknown	1

COVID-19: cases in Florida residents who have died

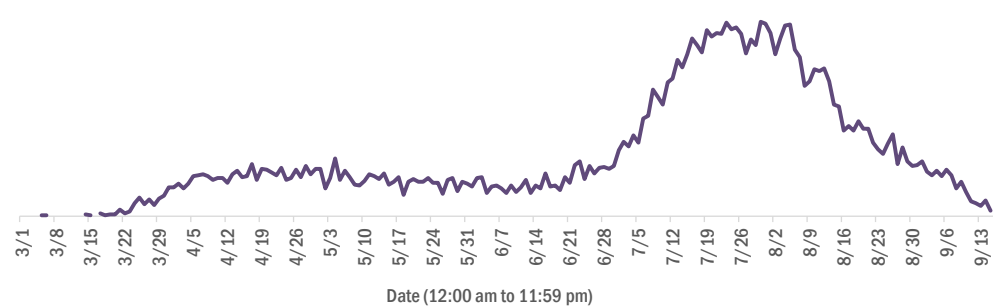
Data through Sep 15, 2020 verified as of Sep 16, 2020 at 09:25 AM

Data in this report are provisional and subject to change.

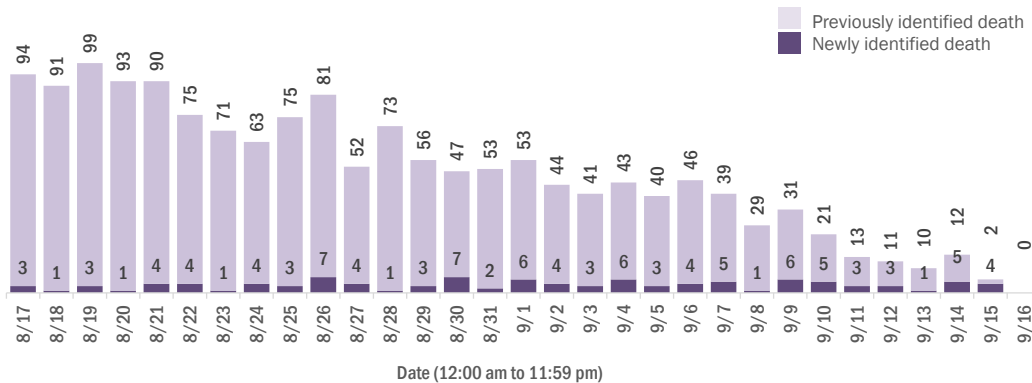
Deaths In Florida residents by date of death

12,939 deaths reported cumulatively, 153 deaths reported since previous report

March to present



Past 30 days



COVID-19: characteristics of 671,201 cases

Data through Sep 15, 2020 verified as of Sep 16, 2020 at 09:25 AM

Data in this report are provisional and subject to change.

Tables below include cases in Florida residents and non-Florida residents.

All 67 Florida counties have cases:

County	FL resident cases		Non-FL resident cases	Total cases	FL resident deaths	FL death rate
Dade	164,038	<div><div></div></div> 25%	1,109	165,147	2,955	1.8%
Broward	74,231	<div><div></div></div> 11%	601	74,832	1,297	1.7%
Palm Beach	44,050	<div><div></div></div> 7%	409	44,459	1,234	2.8%
Hillsborough	39,694	<div><div></div></div> 6%	194	39,888	596	1.5%
Orange	37,807	<div><div></div></div> 6%	435	38,242	416	1.1%
Duval	28,442	<div><div></div></div> 4%	314	28,756	336	1.2%
Pinellas	21,005	<div><div></div></div> 3%	147	21,152	714	3.4%
Lee	19,311	<div><div></div></div> 3%	306	19,617	453	2.3%
Polk	18,609	<div><div></div></div> 3%	65	18,674	497	2.7%
Collier	12,159	<div><div></div></div> 2%	113	12,272	194	1.6%
Escambia	10,917	<div><div></div></div> 2%	1,056	11,973	213	2.0%
Osceola	11,792	<div><div></div></div> 2%	91	11,883	137	1.2%
Manatee	10,867	<div><div></div></div> 2%	118	10,985	277	2.5%
Volusia	10,239	<div><div></div></div> 2%	68	10,307	212	2.1%
Leon	9,112	<div><div></div></div> 1%	283	9,395	46	0.5%
Marion	9,218	<div><div></div></div> 1%	17	9,235	257	2.8%
Pasco	8,581	<div><div></div></div> 1%	59	8,640	197	2.3%
Seminole	8,603	<div><div></div></div> 1%	32	8,635	196	2.3%
Brevard	8,071	<div><div></div></div> 1%	26	8,097	266	3.3%
Sarasota	7,644	<div><div></div></div> 1%	65	7,709	241	3.2%
St. Lucie	7,633	<div><div></div></div> 1%	28	7,661	259	3.4%
Lake	7,086	<div><div></div></div> 1%	51	7,137	158	2.2%
Alachua	6,719	<div><div></div></div> 1%	95	6,814	42	0.6%
Bay	5,644	<div><div></div></div> 1%	88	5,732	93	1.6%
Santa Rosa	5,125	<div><div></div></div> 1%	51	5,176	69	1.3%
St. Johns	4,852	<div><div></div></div> 1%	100	4,952	64	1.3%
Okaloosa	4,657	<div><div></div></div> 1%	38	4,695	97	2.1%
Clay	4,615	<div><div></div></div> 1%	14	4,629	89	1.9%
Martin	4,583	<div><div></div></div> 1%	30	4,613	131	2.9%
Columbia	3,564	<div><div></div></div> 1%	13	3,577	50	1.4%
Indian River	2,991	<div><div></div></div> 0%	20	3,011	108	3.6%
Hernando	2,908	<div><div></div></div> 0%	17	2,925	108	3.7%
Charlotte	2,888	<div><div></div></div> 0%	7	2,895	128	4.4%
Jackson	2,621	<div><div></div></div> 0%	23	2,644	74	2.8%
Gadsden	2,624	<div><div></div></div> 0%	8	2,632	44	1.7%

County	FL resident cases		Non-FL resident cases	Total cases	FL resident deaths	FL death rate
Suwannee	2,536	<div><div></div></div> 0%	17	2,553	65	2.6%
Citrus	2,500	<div><div></div></div> 0%	8	2,508	76	3.0%
Sumter	2,120	<div><div></div></div> 0%	9	2,129	62	2.9%
Hendry	2,026	<div><div></div></div> 0%	2	2,028	42	2.1%
Highlands	2,013	<div><div></div></div> 0%	11	2,024	80	4.0%
Putnam	1,988	<div><div></div></div> 0%	2	1,990	38	1.9%
Nassau	1,841	<div><div></div></div> 0%	137	1,978	35	1.9%
Walton	1,703	<div><div></div></div> 0%	150	1,853	22	1.3%
Monroe	1,761	<div><div></div></div> 0%	30	1,791	20	1.1%
Flagler	1,583	<div><div></div></div> 0%	14	1,597	21	1.3%
Unknown	171	<div><div></div></div> 0%	1,395	1,566	0	0.0%
Desoto	1,537	<div><div></div></div> 0%	3	1,540	23	1.5%
Okeechobee	1,353	<div><div></div></div> 0%	4	1,357	22	1.6%
Baker	1,352	<div><div></div></div> 0%	1	1,353	11	0.8%
Taylor	1,263	<div><div></div></div> 0%	3	1,266	11	0.9%
Hardee	1,245	<div><div></div></div> 0%	7	1,252	10	0.8%
Lafayette	1,227	<div><div></div></div> 0%	0	1,227	11	0.9%
Washington	1,040	<div><div></div></div> 0%	11	1,051	18	1.7%
Wakulla	1,039	<div><div></div></div> 0%	6	1,045	9	0.9%
Madison	978	<div><div></div></div> 0%	15	993	17	1.7%
Levy	967	<div><div></div></div> 0%	5	972	8	0.8%
Bradford	962	<div><div></div></div> 0%	1	963	6	0.6%
Gulf	853	<div><div></div></div> 0%	10	863	13	1.5%
Union	824	<div><div></div></div> 0%	0	824	10	1.2%
Dixie	803	<div><div></div></div> 0%	1	804	5	0.6%
Hamilton	788	<div><div></div></div> 0%	6	794	8	1.0%
Holmes	698	<div><div></div></div> 0%	13	711	5	0.7%
Calhoun	601	<div><div></div></div> 0%	1	602	9	1.5%
Franklin	580	<div><div></div></div> 0%	4	584	3	0.5%
Jefferson	526	<div><div></div></div> 0%	10	536	8	1.5%
Gilchrist	491	<div><div></div></div> 0%	0	491	12	2.4%
Liberty	483	<div><div></div></div> 0%	0	483	7	1.4%
Glades	482	<div><div></div></div> 0%	0	482	4	0.8%
Total	663,234		7,967	671,201	12,939	2.0%

COVID-19: characteristics of 663,234 Florida resident cases

Data through Sep 15, 2020 verified as of Sep 16, 2020 at 09:25 AM

Data in this report are provisional and subject to change.

The table below includes the cities and counties of residence for cases in Florida residents based on the patient's ZIP Code. Note that city is not always received as part of the initial notification and may be missing while the case is being investigated.

City and county	Cases
Miami, Dade	94,000
Orlando, Orange	28,128
Jacksonville, Duval	26,437
Tampa, Hillsborough	23,523
Hialeah, Dade	22,992
Fort Lauderdale, Broward	16,239
Hollywood, Broward	14,044
West Palm Beach, Palm Beach	10,969
Homestead, Dade	10,765
Kissimmee, Osceola	9,434
Naples, Collier	8,993
Pensacola, Escambia	8,772
Saint Petersburg, Pinellas	8,556
Pompano Beach, Broward	8,532
Tallahassee, Leon	8,494
Fort Myers, Lee	7,974
Bradenton, Manatee	7,410
Ocala, Marion	7,221
Boca Raton, Palm Beach	6,293
Lakeland, Polk	6,073
Lake Worth, Palm Beach	6,055
Gainesville, Alachua	5,517
Sarasota, Sarasota	5,477
Miramar, Broward	4,783
Miami Gardens, Dade	4,557
Cape Coral, Lee	4,536
Port Saint Lucie, St. Lucie	4,501
Clearwater, Pinellas	4,190
Boynton Beach, Palm Beach	3,931
Lehigh Acres, Lee	3,804
Panama City, Bay	3,658
Winter Haven, Polk	3,564
Lake City, Columbia	3,366
Coral Springs, Broward	3,316
Miami Beach, Dade	3,309
Delray Beach, Palm Beach	3,028
Sunrise, Broward	2,770
Milton, Santa Rosa	2,743
Davie, Broward	2,734
Fort Pierce, St. Lucie	2,703
Missing, Broward	2,698
Miami Lakes, Dade	2,693
Saint Augustine, St. Johns	2,600
Coral Gables, Dade	2,551
Plant City, Hillsborough	2,549
Riverview, Hillsborough	2,534
Brandon, Hillsborough	2,526
Apopka, Orange	2,403
Daytona Beach, Volusia	2,389
Melbourne, Brevard	2,379
Cutler Ridge, Dade	2,304
Immokalee, Collier	2,296
Largo, Pinellas	2,219
Stuart, Martin	2,154
Plantation, Broward	2,139
Sanford, Seminole	2,128
Live Oak, Suwannee	2,111
Vero Beach, Indian River	2,111

COVID-19: characteristics of 663,234 Florida resident cases

Data through Sep 15, 2020 verified as of Sep 16, 2020 at 09:25 AM

Data in this report are provisional and subject to change.

The table below includes the cities and counties of residence for cases in Florida residents based on the patient's ZIP Code. Note that city is not always received as part of the initial notification and may be missing while the case is being investigated.

City and county	Cases
Opa Locka, Dade	2,101
North Miami Beach, Dade	2,085
Deerfield Beach, Broward	2,074
Missing, Dade	2,064
Tamarac, Broward	2,052
Saint Cloud, Osceola	1,955
Jupiter, Palm Beach	1,953
Orange Park, Clay	1,941
Doral, Dade	1,882
New Port Richey, Pasco	1,871
Deltona, Volusia	1,791
Clermont, Lake	1,780
Weston, Broward	1,759
Palm Bay, Brevard	1,731
Margate, Broward	1,662
Palmetto, Manatee	1,614
Lake Worth Beach, Palm Beach	1,584
Deland, Volusia	1,565
Fort Walton Beach, Okaloosa	1,561
Spring Hill, Hernando	1,539
Port Charlotte, Charlotte	1,484
Coconut Creek, Broward	1,452
Davenport, Polk	1,443
North Lauderdale, Broward	1,436
Palm Beach Gardens, Palm Beach	1,428
Haines City, Polk	1,425
Winter Park, Orange	1,402
Hallandale, Broward	1,390
Altamonte Springs, Seminole	1,370
Arcadia, Desoto	1,358
Winter Garden, Orange	1,358
Ocoee, Orange	1,350
Oviedo, Seminole	1,338
North Miami, Dade	1,318
Okeechobee, Okeechobee	1,283
Bonita Springs, Lee	1,244
Quincy, Gadsden	1,226
Wellington, Palm Beach	1,224
Palm Coast, Flagler	1,216
Land O Lakes, Pasco	1,209
Palm Harbor, Pinellas	1,207
Mayo, Lafayette	1,193
Wesley Chapel, Pasco	1,192
Leesburg, Lake	1,175
Ruskin, Hillsborough	1,165
Royal Palm Beach, Palm Beach	1,149
Perry, Taylor	1,142
Oakland Park, Broward	1,126
Valrico, Hillsborough	1,099
Lutz, Hillsborough	1,092
Punta Gorda, Charlotte	1,091
Carol City, Dade	1,083
Pinellas Park, Pinellas	1,067
Clewiston, Hendry	1,055
Middleburg, Clay	1,021
Crossings, Dade	1,017
Pembroke Pines, Broward	1,017
Missing, Palm Beach	1,006
Seminole, Pinellas	1,006

COVID-19: characteristics of 663,234 Florida resident cases

Data through Sep 15, 2020 verified as of Sep 16, 2020 at 09:25 AM

Data in this report are provisional and subject to change.

The table below includes the cities and counties of residence for cases in Florida residents based on the patient's ZIP Code. Note that city is not always received as part of the initial notification and may be missing while the case is being investigated.

City and county	Cases
Longwood, Seminole	998
Brooksville, Hernando	997
Casselberry, Seminole	972
Coconut Grove, Dade	966
Indiantown, Martin	957
Crestview, Okaloosa	951
Palatka, Putnam	950
Wimauma, Hillsborough	941
Belle Glade, Palm Beach	931
Century, Escambia	927
North Port, Sarasota	923
Bartow, Polk	909
Ormond Beach, Volusia	907
Windermere, Orange	887
Cantonment, Escambia	880
Lynn Haven, Bay	863
Biscayne Park, Dade	862
Crawfordville, Wakulla	853
Sebring, Highlands	847
Jacksonville Beach, Duval	846
Cocoa, Brevard	840
Graceville, Jackson	837
Auburndale, Polk	825
Florida City, Dade	818
Kissimmee, Polk	818
Key West, Monroe	810
Chipley, Washington	804
Lake Mary, Seminole	801
Everglades National Park, Dade	795
Port Orange, Volusia	768
Green Cove Springs, Clay	753
Lake Wales, Polk	746
Gulf Breeze, Santa Rosa	741
Dade City, Pasco	738
North Fort Myers, Lee	733
Hudson, Pasco	728
Zephyrhills, Pasco	727
Tavares, Lake	727
Panama City Beach, Bay	707
Marianna, Jackson	706
Port Richey, Pasco	704
Starke, Bradford	703
El Portal, Dade	690
Venice, Sarasota	688
Sanderson, Baker	667
Fernandina Beach, Nassau	660
Inverness, Citrus	652
Labelle, Hendry	647
Tarpon Springs, Pinellas	641
Loxahatchee, Palm Beach	640
Navarre, Santa Rosa	637
Saint Johns, St. Johns	633
Riviera Beach, Palm Beach	633
Merritt Island, Brevard	619
Mulberry, Polk	619
Seffner, Hillsborough	618
Aventura, Dade	613
Cooper City, Broward	605
Destin, Okaloosa	598

COVID-19: characteristics of 663,234 Florida resident cases

Data through Sep 15, 2020 verified as of Sep 16, 2020 at 09:25 AM

Data in this report are provisional and subject to change.

The table below includes the cities and counties of residence for cases in Florida residents based on the patient's ZIP Code. Note that city is not always received as part of the initial notification and may be missing while the case is being investigated.

City and county	Cases
Avon Park, Highlands	596
Niceville, Okaloosa	588
Sarasota, Manatee	586
Defuniak Springs, Walton	582
Missing, Hillsborough	580
Ponte Vedra Beach, St. Johns	572
Wauchula, Hardee	568
Maitland, Orange	567
Holiday, Pasco	567
Orange City, Volusia	567
Madison, Madison	566
Santa Rosa Beach, Walton	560
Eustis, Lake	559
Fleming Island, Clay	559
Missing, Collier	557
The Villages, Sumter	556
Coral, Dade	556
Lake Butler, Union	555
Mount Dora, Lake	553
Uleta, Dade	551
Olympia Heights, Dade	547
Jasper, Hamilton	546
Winter Springs, Seminole	537
Palm City, Martin	532
Dover, Hillsborough	530
Missing, Duval	527
New Smyrna Beach, Volusia	525
Dunedin, Pinellas	521
Key Biscayne, Dade	517
Titusville, Brevard	513
Bonifay, Holmes	512
Rockledge, Brevard	507
South Bay, Palm Beach	507
Havana, Gadsden	503
Dania, Broward	503
Parrish, Manatee	500
Groveland, Lake	498
Gibsonton, Hillsborough	495
Wewahitchka, Gulf	485
Parkland, Broward	484
Missing, Orange	472
Chattahoochee, Gadsden	471
Cross City, Dixie	469
Esterro, Lee	465
Lantana, Palm Beach	465
Monticello, Jefferson	463
Pahokee, Palm Beach	461
Odessa, Hillsborough	450
Hobe Sound, Martin	449
Moore Haven, Glades	444
Maccleenny, Baker	417
Missing, Santa Rosa	417
Pace, Santa Rosa	414
Missing, St. Lucie	410
Missing, Polk	407
Palm Springs, Palm Beach	407
Lauderdale Lakes, Broward	404
Wildwood, Sumter	400
Missing, Pasco	398

COVID-19: characteristics of 663,234 Florida resident cases

Data through Sep 15, 2020 verified as of Sep 16, 2020 at 09:25 AM

Data in this report are provisional and subject to change.

The table below includes the cities and counties of residence for cases in Florida residents based on the patient's ZIP Code. Note that city is not always received as part of the initial notification and may be missing while the case is being investigated.

City and county	Cases
Fellsmere, Indian River	397
South Miami, Dade	396
Crescent City, Putnam	393
Lithia, Hillsborough	393
Bristol, Liberty	384
Debary, Volusia	383
Atlantic Beach, Duval	382
Coleman, Sumter	382
Missing, St. Johns	382
Sun City Center, Hillsborough	380
Blountstown, Calhoun	376
Alachua, Alachua	376
Oldsmar, Pinellas	374
Carrabelle, Franklin	373
Polk City, Polk	368
Pinecrest, Dade	360
Summerfield, Marion	360
Missing, Volusia	358
Lauderhill, Broward	356
Yulee, Nassau	352
Lake Placid, Highlands	346
Frostproof, Polk	346
North Palm Beach, Palm Beach	344
Crystal River, Citrus	339
Bellevue, Marion	339
Apollo Beach, Hillsborough	323
Sweetwater, Dade	323
Williston, Levy	311
Callahan, Nassau	310
Sebastian, Indian River	306
Florida State University, Leon	305
Dunnellon, Marion	303
Fort Meade, Polk	302
Ellenton, Manatee	301
Ponte Vedra, St. Johns	300
Bowling Green, Hardee	300
Homosassa, Citrus	290
Wilton Manors, Broward	288
Hilliard, Nassau	287
Safety Harbor, Pinellas	285
Fisher Island, Dade	283
Bushnell, Sumter	283
Lady Lake, Lake	281
Trenton, Gilchrist	281
Newberry, Alachua	278
Missing, Hendry	278
Missing, Citrus	276
Old Town, Dixie	271
Jensen Beach, Martin	269
Chiefland, Levy	261
Missing, Marion	258
Port Saint Joe, Gulf	256
Sneads, Jackson	255
Key Largo, Monroe	251
Missing, Hernando	250
Missing, Osceola	249
Malone, Jackson	244
Lecanto, Citrus	240
Mary Esther, Okaloosa	240

COVID-19: characteristics of 663,234 Florida resident cases

Data through Sep 15, 2020 verified as of Sep 16, 2020 at 09:25 AM

Data in this report are provisional and subject to change.

The table below includes the cities and counties of residence for cases in Florida residents based on the patient's ZIP Code. Note that city is not always received as part of the initial notification and may be missing while the case is being investigated.

City and county	Cases
Freeport, Walton	233
Missing, Brevard	232
Edgewater, Volusia	228
Mascotte, Lake	228
Shalimar, Okaloosa	226
Lake Alfred, Polk	225
Missing, Hardee	224
Beverly Hills, Citrus	217
Missing, Seminole	211
Missing, Madison	211
Southwest Ranches, Broward	211
Thonotosassa, Hillsborough	211
Raiford, Union	206
Missing, Highlands	203
Palmetto Bay, Dade	202
Minneola, Lake	202
Jacksonville, St. Johns	198
Marco Island, Collier	194
Satellite Beach, Brevard	191
Bronson, Levy	191
Marathon, Monroe	190
Belle Isle, Orange	190
Keystone Heights, Clay	188
Spring Hill, Pasco	186
Oakland, Orange	185
Missing, Nassau	180
Cocoa Beach, Brevard	177
Missing, Lake	176
Glen Saint Mary, Baker	176
Dunnellon, Citrus	175
West Melbourne, Brevard	174
Citra, Marion	173
Missing, Sarasota	170
Fort White, Columbia	168
Midway, Gadsden	168
Nokomis, Sarasota	167
Missing, Martin	167
Neptune Beach, Duval	166
Cottdale, Jackson	164
Centerville, Leon	163
Missing, Indian River	163
Myakka City, Manatee	162
Pierson, Volusia	160
Sorrento, Lake	160
Missing, Okaloosa	159
Missing, Monroe	156
Missing, Desoto	153
Lake Park, Palm Beach	152
High Springs, Alachua	151
Hernando, Citrus	151
Bell, Gilchrist	149
Haverhill, Palm Beach	149
Englewood, Charlotte	147
Missing, Pinellas	146
Clearwater Beach, Pinellas	146
Jennings, Hamilton	146
Miramar Beach, Walton	146
Umatilla, Lake	145
Jay, Santa Rosa	144

COVID-19: characteristics of 663,234 Florida resident cases

Data through Sep 15, 2020 verified as of Sep 16, 2020 at 09:25 AM

Data in this report are provisional and subject to change.

The table below includes the cities and counties of residence for cases in Florida residents based on the patient's ZIP Code. Note that city is not always received as part of the initial notification and may be missing while the case is being investigated.

City and county	Cases
Molino, Escambia	142
Indialantic, Brevard	142
Fruitland Park, Lake	141
Gulfport, Pinellas	139
De Leon Springs, Volusia	139
Missing, Clay	138
Edgewood, Orange	138
Zolfo Springs, Hardee	137
Tavernier, Monroe	136
Silver Springs, Marion	134
Holly Hill, Volusia	132
Palm Beach, Palm Beach	129
Kenneth City, Pinellas	128
South Daytona, Volusia	128
Bunnell, Flagler	126
Medley, Dade	123
Branford, Suwannee	123
Oxford, Sumter	123
Youngstown, Bay	122
Missing, Wakulla	120
Missing, Lee	120
Missing, Flagler	120
Bay Harbor Islands, Dade	119
Flagler Beach, Flagler	118
East Palatka, Putnam	117
Gretna, Gadsden	117
Tequesta, Palm Beach	116
Englewood, Sarasota	116
Greenville, Madison	115
Alva, Lee	115
Trinity, Pasco	115
Missing, Jackson	112
Missing, Leon	111
Montverde, Lake	109
Missing, Gulf	109
Eagle Lake, Polk	108
Missing, Gadsden	107
Lawtey, Bradford	107
Weeki Wachee, Hernando	107
Ocklawaha, Marion	105
Greenwood, Jackson	104
Interlachen, Putnam	104
Altha, Calhoun	103
Archer, Alachua	103
Missing, Levy	100
South Pasadena, Pinellas	100
Dundee, Polk	99
O'Brien, Suwannee	96
Floral City, Citrus	95
Hawthorne, Alachua	94
Apalachicola, Franklin	94
Hiawassee, Orange	93
Gotha, Orange	92
Baker, Okaloosa	92
White Springs, Hamilton	92
Missing, Baker	91
Rotunda West, Charlotte	91
Cape Canaveral, Brevard	91
Azalea Park, Orange	91

COVID-19: characteristics of 663,234 Florida resident cases

Data through Sep 15, 2020 verified as of Sep 16, 2020 at 09:25 AM

Data in this report are provisional and subject to change.

The table below includes the cities and counties of residence for cases in Florida residents based on the patient's ZIP Code. Note that city is not always received as part of the initial notification and may be missing while the case is being investigated.

City and county	Cases
Missing, Washington	91
Missing, Bradford	91
Satsuma, Putnam	90
Mims, Brevard	90
Fort Myers Beach, Lee	85
Missing, Manatee	85
Southport, Bay	85
Geneva, Seminole	84
Missing, Sumter	84
Webster, Sumter	83
Osprey, Sarasota	83
Clair-Mel City, Hillsborough	83
Lake Panasoffkee, Sumter	82
Zellwood, Orange	81
Melrose, Putnam	81
Hastings, St. Johns	80
Chuluota, Seminole	80
Missing, Calhoun	78
Melbourne Beach, Brevard	78
Missing, Walton	77
Ave Maria, Collier	76
Vernon, Washington	76
Pomona Park, Putnam	75
Missing, Escambia	75
Reddick, Marion	74
Grand Ridge, Jackson	74
Alford, Jackson	73
Indian Harbour Beach, Brevard	72
Grand Island, Lake	72
Missing, Taylor	71
Eastpoint, Franklin	71
Missing, Suwannee	68
Mcdavid, Escambia	68
Missing, Okeechobee	66
Lee, Madison	66
Avon Park, Polk	66
Lockhart, Orange	66
Indian Rocks Beach, Pinellas	65
Fountain, Bay	64
Eglin Air Force Base, Okaloosa	63
Wellborn, Suwannee	63
Missing, Holmes	63
Westville, Holmes	62
Missing, Bay	62
San Antonio, Pasco	61
Astatula, Lake	60
Elkton, St. Johns	59
Anthony, Marion	59
Morrison, Levy	58
Lakewood Ranch, Manatee	58
Mcalpin, Suwannee	58
Ponce De Leon, Holmes	57
West Miami, Dade	57
Cloud Lake, Palm Beach	56
Surfside, Dade	56
Mangonia Park, Palm Beach	55
Greenacres, Palm Beach	55
Temple Terrace, Hillsborough	55
Bay Lake, Orange	55

COVID-19: characteristics of 663,234 Florida resident cases

Data through Sep 15, 2020 verified as of Sep 16, 2020 at 09:25 AM

Data in this report are provisional and subject to change.

The table below includes the cities and counties of residence for cases in Florida residents based on the patient's ZIP Code. Note that city is not always received as part of the initial notification and may be missing while the case is being investigated.

City and county	Cases
Celebration, Osceola	55
Islamorada, Monroe	54
Missing, Gilchrist	54
Eatonville, Orange	54
Weirsdale, Marion	54
Juno Beach, Palm Beach	53
Stock Island, Monroe	53
Air Mail Facility, Dade	53
Viera, Brevard	51
Valparaiso, Okaloosa	51
Inlet Beach, Walton	50
Seville, Volusia	50
Missing, Liberty	50
Poinciana, Polk	50
Citrus Springs, Citrus	49
Caryville, Washington	49
Bryceville, Nassau	49
Sanibel, Lee	48
Missing, Dixie	48
Bokeelia, Lee	48
Center Hill, Sumter	48
Howey-In-The-Hills, Lake	46
Bal Harbour, Dade	46
Lake Hamilton, Polk	45
Hosford, Liberty	45
Laurel Hill, Okaloosa	44
Micanopy, Alachua	43
Babson Park, Polk	43
Fort McCoy, Marion	43
Missing, Jefferson	42
Lake Helen, Volusia	42
Malabar, Brevard	42
Sumterville, Sumter	41
Atlantis, Palm Beach	41
Missing, Union	40
Christmas, Orange	40
Steinhatchee, Taylor	40
Carrollwood, Hillsborough	39
Hallandale Beach, Broward	39
Lauderdale By The Sea, Broward	39
Missing, Alachua	39
Summerland Key, Monroe	38
Cutler Bay, Dade	38
Fern Park, Seminole	38
Lady Lake, Sumter	38
Belleair, Pinellas	37
Missing, Franklin	37
Welaka, Putnam	36
Princeton, Dade	36
Sebastian, Brevard	35
Big Pine Key, Monroe	35
Cinco Bayou, Okaloosa	34
Holt, Okaloosa	34
San Mateo, Putnam	34
Brooker, Bradford	34
Flemington, Marion	33
Canal Point, Palm Beach	33
Osteen, Volusia	33
Madeira Beach, Pinellas	32

COVID-19: characteristics of 663,234 Florida resident cases

Data through Sep 15, 2020 verified as of Sep 16, 2020 at 09:25 AM

Data in this report are provisional and subject to change.

The table below includes the cities and counties of residence for cases in Florida residents based on the patient's ZIP Code. Note that city is not always received as part of the initial notification and may be missing while the case is being investigated.

City and county	Cases
University Of Fl, Alachua	32
Missing, Unknown	32
Yalaha, Lake	32
Hypoluxo, Palm Beach	31
Greensboro, Gadsden	31
Dinsmore, Duval	30
Missing, Charlotte	30
Manalapan, Palm Beach	30
Sopchoppy, Wakulla	30
Saint James City, Lee	30
Astor, Lake	30
The Villages, Lake	29
Destin, Walton	29
Waldo, Alachua	29
Felda, Hendry	29
Kendall, Dade	28
Palm Beach Shores, Palm Beach	28
Odessa, Pasco	28
Grant-Valkaria, Brevard	28
Bradenton Beach, Manatee	27
Placida, Charlotte	27
Clarksville, Calhoun	27
Panacea, Wakulla	27
Golden Beach, Dade	26
Ochopee, Collier	26
Altoona, Lake	26
Campbellton, Jackson	26
Paisley, Lake	26
Missing, Lafayette	25
Callaway, Bay	25
Holmes Beach, Manatee	25
Belleair Beach, Pinellas	25
Patrick Air Force Base, Brevard	25
South Miami Heights, Dade	25
Oak Hill, Volusia	24
Kindred, Osceola	24
Sunny Isles Beach, Dade	24
Lehigh, Lee	24
Longboat Key, Manatee	24
Missing, Putnam	24
Naranja, Dade	24
Bascom, Jackson	24
Village Of Wellington, Palm Beach	23
Inglis, Levy	23
Florahome, Putnam	23
Fruit Cove, St. Johns	23
Ponce Inlet, Volusia	23
Jupiter, Martin	23
Sewalls Point, Martin	22
Florida Dept Of Corrections, Union	22
Baldwin, Duval	22
Palma Ceia, Hillsborough	21
Crystal Beach, Pinellas	21
Hollister, Putnam	21
Matlacha, Lee	21
Lamont, Jefferson	21
Pinetta, Madison	20
Hampton, Bradford	20
Singer Island, Palm Beach	20

COVID-19: characteristics of 663,234 Florida resident cases

Data through Sep 15, 2020 verified as of Sep 16, 2020 at 09:25 AM

Data in this report are provisional and subject to change.

The table below includes the cities and counties of residence for cases in Florida residents based on the patient's ZIP Code. Note that city is not always received as part of the initial notification and may be missing while the case is being investigated.

City and county	Cases
Miami Springs, Dade	19
Barefoot Bay, Brevard	19
Highland Beach, Palm Beach	19
University Of Central Florida, Orange	19
Georgetown, Putnam	19
West Panama City Beach, Bay	18
Missing, Columbia	18
Waverly, Polk	18
Winter Park, Seminole	17
Hialeah Gardens, Dade	17
Tice, Lee	17
Fort Denaud, Hendry	17
Walnut Hill, Escambia	17
Ona, Hardee	16
West Park, Broward	16
Harmony, Osceola	16
Okahumpka, Lake	16
Unknown, Orange	16
Pensacola Beach, Santa Rosa	16
Alafaya, Orange	16
Missing, Glades	16
Lighthouse Point, Broward	15
North Bay Village, Dade	15
Tierra Verde, Pinellas	15
Florida State, Leon	15
Saint Pete Beach, Pinellas	15
Miami Shores, Dade	15
Balm, Hillsborough	15
Eaton Park, Polk	15
Santa Fe, Alachua	15
Terra Ceia, Manatee	15
Dania Beach, Broward	14
Bay Pines, Pinellas	14
Kinard, Calhoun	14
Kissimmee, Orange	14
Palm Shores, Brevard	13
Tangerine, Orange	13
Intercession City, Osceola	13
North Redington Beach, Pinellas	13
Miami, Unknown	13
Sydney, Hillsborough	13
Nocatee, Desoto	13
University Of Miami, Dade	13
Lorida, Highlands	13
Village Of Palmetto Bay, Dade	13
Sun City, Hillsborough	13
Ocean Ridge, Palm Beach	13
Tioga, Alachua	12
Goulds, Dade	12
Kenansville, Osceola	12
Tyndall Air Force Base, Bay	12
Bellview, Escambia	12
Mexico Beach, Bay	12
Bagdad, Santa Rosa	12
La Crosse, Alachua	12
Kathleen, Polk	11
University Of Central Fl, Orange	11
Labelle, Glades	11
Palmdale, Glades	11

COVID-19: characteristics of 663,234 Florida resident cases

Data through Sep 15, 2020 verified as of Sep 16, 2020 at 09:25 AM

Data in this report are provisional and subject to change.

The table below includes the cities and counties of residence for cases in Florida residents based on the patient's ZIP Code. Note that city is not always received as part of the initial notification and may be missing while the case is being investigated.

City and county	Cases
Key Colony Beach, Monroe	11
Orange Lake, Marion	11
Treasure Island, Pinellas	11
Bayonet Point, Pasco	11
Homosassa Springs, Citrus	10
University Of South Florida, Hillsborough	10
Lake Suzy, Desoto	10
Highland City, Polk	10
South Palm Beach, Palm Beach	10
Unknown, Dade	10
Lutz, Pasco	10
North Venice, Sarasota	10
Florida A And M University, Leon	9
Hurlburt Field, Okaloosa	9
Reunion, Osceola	9
Dowling Park, Suwannee	9
Buena Ventura Lakes, Osceola	9
Cedar Key, Levy	9
Branford, Lafayette	9
Enterprise, Volusia	9
Hernando Beach, Hernando	8
Lacoochee, Pasco	8
Wabasso, Indian River	8
Aloma, Orange	8
Perrine, Dade	8
Pasadena, Pinellas	8
Paxton, Walton	8
Penney Farms, Clay	8
Hialeah, Unknown	8
Horseshoe Beach, Dixie	8
Bradley, Polk	8
Candler, Marion	7
Florida Gulf Coast Univ, Lee	7
Jacksonville, Unknown	7
Lake Como, Putnam	7
Micco, Brevard	7
Sparr, Marion	7
Plymouth, Orange	7
Lake City, Suwannee	7
Loughman, Polk	7
Mcintosh, Marion	7
Venus, Highlands	7
Wahneta, Polk	7
West Delray Beach, Palm Beach	7
Heathrow, Seminole	7
Goodland, Collier	7
Perdido Key, Escambia	7
F M, Lee	7
Gonzalez, Escambia	7
Tallevast, Manatee	7
University Of Tampa, Hillsborough	7
Poinciana, Osceola	7
Eloise, Polk	7
Gulf Breeze, Escambia	6
Indian Lake Estates, Polk	6
Lulu, Columbia	6
Salt Springs, Marion	6
Steinhatchee, Dixie	6
Saint Marks, Wakulla	6

COVID-19: characteristics of 663,234 Florida resident cases

Data through Sep 15, 2020 verified as of Sep 16, 2020 at 09:25 AM

Data in this report are provisional and subject to change.

The table below includes the cities and counties of residence for cases in Florida residents based on the patient's ZIP Code. Note that city is not always received as part of the initial notification and may be missing while the case is being investigated.

City and county	Cases
Psl, Unknown	6
New Smyrna, Volusia	6
Nichols, Polk	6
Palma Sola, Manatee	6
South Fort Myers, Lee	6
Trilby, Pasco	6
Hallandale Beach, Broward	6
Boca Grande, Lee	5
Mango, Hillsborough	5
Parker, Bay	5
Lake Monroe, Seminole	5
Little Torch Key, Monroe	5
Lowell, Marion	5
Hawthorne, Putnam	5
Ferndale, Lake	5
Ponce De Leon, Walton	5
Maitland, Seminole	5
Homeland, Polk	5
Murdock, Charlotte	5
Wausau, Washington	5
Westlake, Palm Beach	5
Woodville, Leon	5
Yankeetown, Levy	5
Long Boat Key, Manatee	5
Ebro, Washington	5
Bonifay, Washington	5
Bostwick, Putnam	5
Miromar Lakes, Lee	5
Altamonte Springs, Orange	5
Nobleton, Hernando	5
Northdale, Hillsborough	5
Port Saint John, Brevard	5
Rubonia, Manatee	5
Earleton, Alachua	5
Florida State Univ Admin, Leon	5
Ft Pierce, St. Lucie	4
Gulf Hammock, Levy	4
Maxville, Duval	4
Ybor City, Hillsborough	4
White Springs, Columbia	4
Durant, Hillsborough	4
Oneco, Manatee	4
Univ Of Fl Student Dorms, Alachua	4
City Of Sunrise, Broward	4
Evinston, Alachua	4
Fanning Springs, Gilchrist	4
Gulf Stream, Palm Beach	4
Graham, Bradford	4
Hollywood, Unknown	4
International Service Center, Dade	4
Alturas, Polk	4
Cudjoe Key, Monroe	4
Fort Charlotte, Charlotte	4
Anna Maria, Manatee	4
Duette, Manatee	4
Long Key, Monroe	4
Redington Shores, Pinellas	4
Missing, Hamilton	4
Apopka, Seminole	4

COVID-19: characteristics of 663,234 Florida resident cases

Data through Sep 15, 2020 verified as of Sep 16, 2020 at 09:25 AM

Data in this report are provisional and subject to change.

The table below includes the cities and counties of residence for cases in Florida residents based on the patient's ZIP Code. Note that city is not always received as part of the initial notification and may be missing while the case is being investigated.

City and county	Cases
Laud-By-The-Sea, Broward	4
The Villages, Marion	4
Siesta Key, Sarasota	4
Ridge Manor, Pasco	4
Quail Heights, Dade	4
Saint Lucie West, St. Lucie	4
Pembroke Park, Broward	4
Mayport, Duval	4
Buckingham, Lee	4
Cortez, Manatee	4
Graceville, Holmes	3
Jacksonville, Clay	3
Florence Villa, Polk	3
Pine Hills, Orange	3
Shady Grove, Taylor	3
Orlando, Unknown	3
Ponte Vedra, Duval	3
Trenton, Levy	3
University Park, Manatee	3
Lynbrook, Broward	3
Jensen Beach, St. Lucie	3
Indian Shores, Pinellas	3
Belleair Bluffs, Pinellas	3
Captiva, Lee	3
Fairfield, Marion	3
Fort Lauderdale, Unknown	3
Port Salerno, Martin	3
Lealman, Pinellas	3
Margate, Unknown	3
East Lake, Marion	3
Crystal Springs, Pasco	3
Daytona Beach Shores, Volusia	3
Deer Island, Lake	3
Cottondale, Washington	3
Bayshore Gardens, Manatee	3
Everglades City, Collier	3
Eglin, Okaloosa	3
Grove City, Charlotte	3
Davenport, Osceola	3
Champions Gate, Polk	3
Chokoloskee, Collier	3
Forest City, Orange	3
Fort Ogden, Desoto	3
Goldenrod, Seminole	3
Green Acres, Palm Beach	3
Saint George Island, Franklin	3
Telogia, Liberty	3
Indian River Shores, Indian River	3
Holder, Citrus	3
Fpo, Duval	3
Elfers, Pasco	3
Cypress Gardens, Polk	3
Braden River, Manatee	3
Salem, Taylor	3
Mayport Naval Housing, Duval	3
Mount Plymouth, Lake	3
Vernon, Bay	3
Westchase, Hillsborough	3
Celebration, Orange	3

COVID-19: characteristics of 663,234 Florida resident cases

Data through Sep 15, 2020 verified as of Sep 16, 2020 at 09:25 AM

Data in this report are provisional and subject to change.

The table below includes the cities and counties of residence for cases in Florida residents based on the patient's ZIP Code. Note that city is not always received as part of the initial notification and may be missing while the case is being investigated.

City and county	Cases
Florida International University, Dade	3
El Jobean, Charlotte	3
Basinger, Okeechobee	3
Haines City, Orange	3
Leisure City, Dade	3
Lauderhill, Unknown	3
Mayport Naval Station, Duval	3
Point Washington, Walton	3
Roseland, Indian River	3
Orlando, Osceola	3
West Palm Beach, Unknown	3
Saint Leo, Pasco	3
Stetson University, Volusia	3
Sugarloaf, Monroe	3
Pensacola, Unknown	3
Pine Castle, Orange	3
Ozona, Pinellas	3
Milligan, Okaloosa	3
Clarcona, Orange	3
San Carlos Park, Lee	3
Shady Hills, Pasco	3
Morriston, Marion	3
Lakeshore, Polk	3
Miami Gardens, Unknown	3
Mesa, Unknown	2
Jacksonville Naval Hospital, Duval	2
Longboat Key, Sarasota	2
Ormond Beach, Flagler	2
Sorrento, Orange	2
Pompano Beach, Unknown	2
Indian Creek Village, Dade	2
Bayou George, Bay	2
Champions Gate, Osceola	2
Clewiston, Palm Beach	2
Cypress, Jackson	2
Deerfield Beach, Unknown	2
Glenwood, Volusia	2
Miccosukee, Leon	2
High Springs, Gilchrist	2
Lamont, Taylor	2
Nalcrest, Polk	2
Rosemary Beach, Walton	2
Unknown, Seminole	2
Sand Lake, Orange	2
Sugarloaf Key, Monroe	2
Mount Dora, Orange	2
Miami, Martin	2
Miramar, Unknown	2
Laurel Hill, Walton	2
Jonesville, Alachua	2
Lake Butler, Bradford	2
Citrus Hills, Citrus	2
Dade City, Hernando	2
Virginia Gardens, Dade	2
Wakulla Springs, Wakulla	2
Orange Springs, Marion	2
Oakland Park, Unknown	2
Samoset, Manatee	2
Sarasota, Unknown	2

COVID-19: characteristics of 663,234 Florida resident cases

Data through Sep 15, 2020 verified as of Sep 16, 2020 at 09:25 AM

Data in this report are provisional and subject to change.

The table below includes the cities and counties of residence for cases in Florida residents based on the patient's ZIP Code. Note that city is not always received as part of the initial notification and may be missing while the case is being investigated.

City and county	Cases
Union Park, Orange	2
St Cloud, Orange	2
Scottsmoor, Brevard	2
Orlando, Brevard	2
Lake Harbor, Palm Beach	2
Lanark Village, Franklin	2
Florida Power & Light Co, Dade	2
Gibsonia, Polk	2
Bonita Springs, Collier	2
Destin, Unknown	2
Madison, Unknown	2
Redington Beach, Pinellas	2
Wewahitchka, Calhoun	2
Town N Country, Hillsborough	2
Brooksville, Pasco	2
Archer, Levy	2
Hallandale Beach, Unknown	2
Loxahatchee Groves, Palm Beach	2
None, Dade	2
Upper Key Largo, Monroe	2
Valkaria, Brevard	2
Port Charlotte, Unknown	2
Putnam Hall, Putnam	2
Ramrod Key, Monroe	2
River Ranch, Polk	2
West Bradenton, Manatee	2
Oklawaha, Marion	2
Tampa, Pinellas	2
Sunny Hills, Washington	2
Switzerland, St. Johns	2
Ludlam, Dade	2
Laurel, Sarasota	2
Doctors Inlet, Clay	2
Grandin, Putnam	2
Hollywood, Dade	2
Inlet Beach, Bay	2
Clermont, Polk	2
Watersound, Walton	2
White City, Gulf	2
Worthington Springs, Union	1
Wesley Chapel, Alachua	1
Weston, Dade	1
Clermont, Orange	1
99, Unknown	1
Boca Raton, Unknown	1
Aollywoss, Dade	1
Beverly Beach, Flagler	1
Hispanic, St. Lucie	1
Fort Pierce, Martin	1
Kissimmee, Brevard	1
Fellsmeele, Brevard	1
Estero, Collier	1
Dade City, Hillsborough	1
Dallas, Lee	1
Deland, Lake	1
Lecanto, Marion	1
Miamf, Dade	1
Pine Ridge, Citrus	1
Pineland, Lee	1

COVID-19: characteristics of 663,234 Florida resident cases

Data through Sep 15, 2020 verified as of Sep 16, 2020 at 09:25 AM

Data in this report are provisional and subject to change.

The table below includes the cities and counties of residence for cases in Florida residents based on the patient's ZIP Code. Note that city is not always received as part of the initial notification and may be missing while the case is being investigated.

City and county	Cases
Tampa Palms, Hillsborough	1
South Daytona Beach, Volusia	1
Tarpon Springs, Pasco	1
Tewksbury, Orange	1
Unknown, Columbia	1
Olustee, Baker	1
Opalocka, Dade	1
Okeechobee, St. Lucie	1
Riverview, Unknown	1
San Antonio, Unknown	1
West Villages, Sarasota	1
Washington, Unknown	1
Wintergarden, Orange	1
Saint Augusaintine Beach, St. Johns	1
Saint Augustine Beach, St. Johns	1
Port Saint Lucie, Martin	1
Port Everglades, Broward	1
Unkown, Seminole	1
Seven Springs, Pasco	1
Tallahassee, Unknown	1
South Miami, Unknown	1
Newark, Broward	1
Niceville, Walton	1
Mount Pleasant, Gadsden	1
Palm City, St. Lucie	1
Orlando, Lake	1
Middlesburg, Duval	1
Miami, Palm Beach	1
Large, Broward	1
Jupiter, Duval	1
Lake Geneva, Clay	1
Harrison, Pinellas	1
Hilandale, Unknown	1
Immokalee, Lee	1
Homeless, Polk	1
Boca Raton, Orange	1
Bonita Beach, Lee	1
Fort Myers, Unknown	1
Fort Pierce, Unknown	1
Coconut Creek, Unknown	1
Davenport, Orange	1
Tampa, Orange	1
Unknown Out Of Area, Duval	1
Valrico, Orange	1
Winterpark, Unknown	1
Pt St Lucie, St. Lucie	1
N/A, Duval	1
Ocala, Unknown	1
Ocean Breeze, Martin	1
Orlando, Orange	1
Palm City, Unknown	1
Melrose, Bradford	1
Miamt, Dade	1
Mid Florida, Seminole	1
Jacksonville, Dade	1
Innovation, Pasco	1
Lauderdale Hill, Unknown	1
Live Oak, Columbia	1
Bryn Mawr, Palm Beach	1

COVID-19: characteristics of 663,234 Florida resident cases

Data through Sep 15, 2020 verified as of Sep 16, 2020 at 09:25 AM

Data in this report are provisional and subject to change.

The table below includes the cities and counties of residence for cases in Florida residents based on the patient's ZIP Code. Note that city is not always received as part of the initial notification and may be missing while the case is being investigated.

City and county	Cases
Apopka, Unknown	1
Alligator Point, Wakulla	1
Amelia City, Nassau	1
Fortlauderdale, Unknown	1
Ft Pierce, Unknown	1
Garland, Orange	1
Eustic, Unknown	1
Everett, Dade	1
Fl State Lot, Leon	1
Hallandade Ben, Unknown	1
Greenacres, Unknown	1
Homeless, Dade	1
Hickory, Lee	1
Hialeah, Broward	1
Los Angeles, Polk	1
Miami Granders, Dade	1
Green, Clay	1
Grand Island, Unknown	1
Hialeah, Unknown	1
Hilliard, Dade	1
Holt, Unknown	1
Fwb, Unknown	1
Gastonia, Polk	1
Duke Field Air Force Station, Okaloosa	1
Deltona , Volusia	1
Casselberry, Orange	1
Crestview, Dade	1
Dania, Unknown	1
Darien, Pasco	1
Brewton, Escambia	1
Bartow, Unknown	1
Boca Roton, Unknown	1
Caryville, Holmes	1
Cassadaga, Volusia	1
Palm Coast, Orange	1
Port Charlotte Fl, Unknown	1
Opa Locka, Unknown	1
Orange, Orange	1
Orl, Orange	1
Sea Ranch Lakes, Broward	1
Seminole, Orange	1
Saint Petersburg, Dade	1
San Pedro Sula, Dade	1
Rosemary Beach, Bay	1
Saint Cloud, Orange	1
Sumatra, Liberty	1
Wimauma, Manatee	1
Wayne, Dade	1
Twentynine Palms, Broward	1
Sunrise, Unknown	1
Suwannee, Dixie	1
Syracuse, Unknown	1
Seguin, Unknown	1
Seacrest, Walton	1
San Fernando, Unknown	1
San Marcos, Unknown	1
Plantation, Leon	1
Pooler, Broward	1
Panomo City, Bay	1

COVID-19: characteristics of 663,234 Florida resident cases

Data through Sep 15, 2020 verified as of Sep 16, 2020 at 09:25 AM

Data in this report are provisional and subject to change.

The table below includes the cities and counties of residence for cases in Florida residents based on the patient's ZIP Code. Note that city is not always received as part of the initial notification and may be missing while the case is being investigated.

City and county	Cases
Pensacola, Dade	1
Okeechobee, Martin	1
Okeechobi, Unknown	1
Orlando, Manatee	1
North Lauderdale, Unknown	1
North Porte, Unknown	1
Notrealville, Polk	1
North Port, Manatee	1
Mount, Lake	1
Miami, Broward	1
Miamksaohes, Dade	1
Babcock Ranch, Lee	1
Dade City, Unknown	1
Crestview, Walton	1
Fellsmere, Brevard	1
Fernandina, Nassau	1
Hillsboro Beach, Broward	1
Greenville, Taylor	1
Indian Rock Beach, Pinellas	1
Island Grove, Alachua	1
Jupiter Inlet, Palm Beach	1
Lauderdale Lakes, Unknown	1
Kilgore, Dade	1
Metter, Manatee	1
Mexico Beach, Gulf	1
Miami Dade, Unknown	1
Unknown, Manatee	1
Windermere, Unknown	1
Xifamk, Dade	1
East Rockland Key, Monroe	1
Fort Lauderdale, Dade	1
Bella Collina, Lake	1
Apo, Collier	1
Arcadia, Unknown	1
Astor, Volusia	1
At Large, Broward	1
Austin, Dade	1
Boys Ranch, Suwannee	1
Big Torch Key, Monroe	1
Bonifay, Unknown	1
Lake Worth, Unknown	1
Julington Creek, St. Johns	1
Jupiter Island, Martin	1
Jena, Taylor	1
Litchfield Park, Unknown	1
Marathon Shores, Monroe	1
Na, Dade	1
Okeechobee, Highlands	1
Orange Park, Duval	1
Palatka, Marion	1
Pensacola Naval Hospital, Escambia	1
Port St Luice, Unknown	1
Port St. Lucie, St. Lucie	1
Rices Landing, Dade	1
Seacrest, Bay	1
Stiamk, Dade	1
Tavares, Unknown	1
Temple, Palm Beach	1
Unknown, Duval	1

COVID-19: characteristics of 663,234 Florida resident cases

Data through Sep 15, 2020 verified as of Sep 16, 2020 at 09:25 AM

Data in this report are provisional and subject to change.

The table below includes the cities and counties of residence for cases in Florida residents based on the patient's ZIP Code. Note that city is not always received as part of the initial notification and may be missing while the case is being investigated.

City and county	Cases
Venice, Dade	1
West Hollywood, Broward	1
Weston, Unknown	1
Winter Springs, Orange	1
Venetian Islands, Dade	1
Venice, Manatee	1
Tamarac, Dade	1
Unkn, Duval	1
Westville, Walton	1
Saint Johns, Duval	1
Rocky Point, Hillsborough	1
Northport, Sarasota	1
Orange County, Seminole	1
Orl, Osceola	1
Other, Dade	1
Pass-A-Grille Beach, Pinellas	1
Pensacola Beach, Escambia	1
Layton, Monroe	1
Lakeland, Unknown	1
Hoclywsod, Dade	1
Kenilworth, Leon	1
Mckinney, Broward	1
Miamc, Dade	1
Los Angeles, Dade	1
Franklin, Unknown	1
Hallandale, Unknown	1
Homeless, Hillsborough	1
Homeless, Pinellas	1
Hutchinson Island, St. Lucie	1
Coconut Ck, Unknown	1
Carl Fisher, Dade	1
Brooklyn, Lee	1
Apollo Beach, Manatee	1
Alpharetta, Broward	1
Cape Haze, Charlotte	1
Branford, Gilchrist	1
Davie, Unknown	1
Alva, Escambia	1
Babcock Ranch, Charlotte	1
Baker, Santa Rosa	1
Interlachen, Duval	1
Jacksonville Naval Air Station, Duval	1
Kissimmee, Unknown	1
Homossa, Orange	1
Hosford, Calhoun	1
Hialeahgardens, Dade	1
Duck Key, Monroe	1
Perth Amboy, Hillsborough	1
Panama City, Unknown	1
Punta Gorda, Unknown	1
Saint Lucie Village, St. Lucie	1
Sharpes, Brevard	1
Sanford, Orange	1
Sunrtise, Dade	1
Unknown, Unknown	1
Oldsra, Manatee	1
North Fort Myers, Charlotte	1
North Laud, Unknown	1
Monroe, Hillsborough	1

COVID-19: characteristics of 663,234 Florida resident cases

Data through Sep 15, 2020 verified as of Sep 16, 2020 at 09:25 AM

Data in this report are provisional and subject to change.

The table below includes the cities and counties of residence for cases in Florida residents based on the patient's ZIP Code. Note that city is not always received as part of the initial notification and may be missing while the case is being investigated.

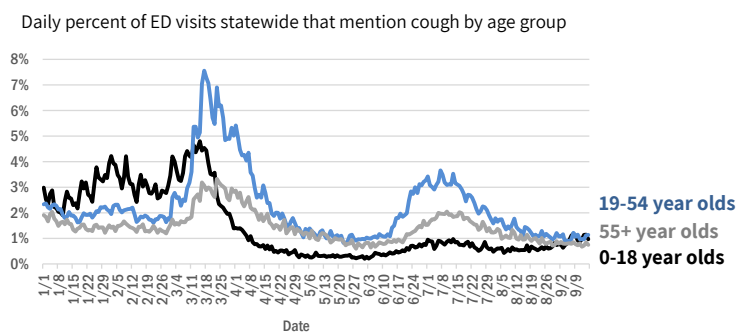
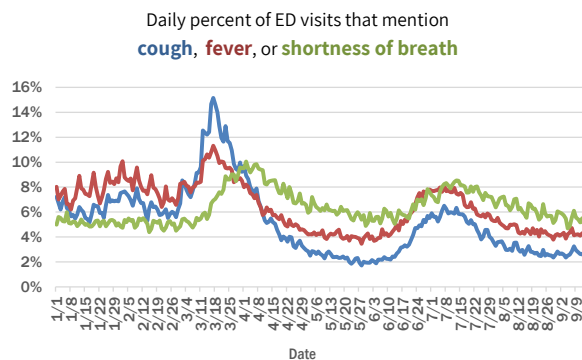
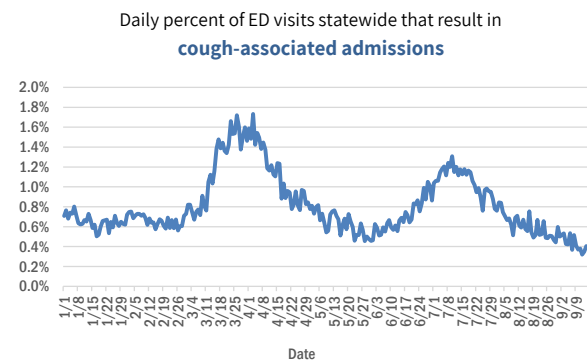
City and county	Cases
Lucedale, St. Lucie	1
Jacksonville, Nassau	1
Miramar, Dade	1
Unk, Alachua	1
Watersound, Bay	1
Vero Beach, Unknown	1
Wtixrat, Dade	1
Yeehaw, Okeechobee	1
Total	663,234

COVID-19: additional surveillance information

Data through Sep 15, 2020 verified as of Sep 16, 2020 at 09:25 AM

Data in this report are provisional and subject to change.

Statewide emergency department (ED) chief complaint and admission data



The Electronic Surveillance System for the Early Notification of Community-Based Epidemics (ESSENCE-FL) includes chief complaint data from 211 of 212 Florida EDs. Data are transmitted electronically to ESSENCE-FL daily or hourly.

COVID-19: All Florida residents with test results reported

Data through Sep 15, 2020 verified as of Sep 16, 2020 at 09:25 AM

Data in this report are provisional and subject to change.

The table below includes persons with laboratory results that the Department of Health has received electronically or by mail/fax for Florida residents.

County	Awaiting testing	Inconclusive	Negative	Positive	Percent positive	Total tested
Dade	506	2,013	701,832	164,038	19%	867,883
Broward	108	882	463,142	74,231	14%	538,255
Palm Beach	320	614	302,298	44,050	13%	346,962
Hillsborough	332	534	257,955	39,694	13%	298,183
Orange	420	291	290,996	37,807	11%	329,094
Duval	230	224	229,077	28,442	11%	257,743
Pinellas	8	138	187,223	21,005	10%	208,366
Lee	35	106	116,831	19,311	14%	136,248
Polk	72	106	106,883	18,609	15%	125,598
Collier	47	86	62,460	12,159	16%	74,705
Osceola	193	129	67,131	11,792	15%	79,052
Escambia	4	57	74,767	10,917	13%	85,741
Manatee	19	82	90,587	10,867	11%	101,536
Volusia	83	117	80,400	10,239	11%	90,756
Marion	17	108	59,184	9,218	13%	68,510
Leon	24	139	72,706	9,112	11%	81,957
Seminole	101	69	71,940	8,603	11%	80,612
Pasco	130	57	76,499	8,581	10%	85,137
Brevard	20	60	91,936	8,071	8%	100,067
Sarasota	17	62	82,105	7,644	9%	89,811
St. Lucie	264	53	49,369	7,633	13%	57,055
Lake	193	103	73,617	7,086	9%	80,806
Alachua	20	28	85,134	6,719	7%	91,881
Bay	17	66	26,942	5,644	17%	32,652
Santa Rosa	38	38	30,247	5,125	14%	35,410
St. Johns	42	33	47,447	4,852	9%	52,332
Okaloosa	32	48	30,868	4,657	13%	35,573
Clay	16	28	40,306	4,615	10%	44,949
Martin	48	48	28,503	4,583	14%	33,134
Columbia	6	57	12,906	3,564	22%	16,527
Indian River	58	18	30,422	2,991	9%	33,431
Hernando	4	17	23,028	2,908	11%	25,953
Charlotte	5	37	28,912	2,888	9%	31,837
Gadsden	6	38	13,262	2,624	16%	15,924
Jackson	22	12	13,468	2,621	16%	16,101
Suwannee	2	49	8,101	2,536	24%	10,686
Citrus	63	11	21,675	2,500	10%	24,186
Sumter	27	30	20,541	2,120	9%	22,691
Hendry		19	7,714	2,026	21%	9,759
Highlands	11	10	17,966	2,013	10%	19,989
Putnam	11	12	14,228	1,988	12%	16,228
Nassau	43	18	17,782	1,841	9%	19,641
Monroe	48	12	15,123	1,761	10%	16,896
Walton	1	36	10,468	1,703	14%	12,207
Flagler	10	16	17,489	1,583	8%	19,088
Desoto	6	8	9,182	1,537	14%	10,727
Okeechobee	3	14	9,059	1,353	13%	10,426

COVID-19: All Florida residents with test results reported

Data through Sep 15, 2020 verified as of Sep 16, 2020 at 09:25 AM

Data in this report are provisional and subject to change.

The table below includes persons with laboratory results that the Department of Health has received electronically or by mail/fax for Florida residents.

County	Awaiting testing	Inconclusive	Negative	Positive	Percent positive	Total tested
Baker	34	26	6,042	1,352	18%	7,420
Taylor	7	29	5,042	1,263	20%	6,334
Hardee	3	9	6,295	1,245	16%	7,549
Lafayette	3	12	1,413	1,227	46%	2,652
Washington	10	20	5,829	1,040	15%	6,889
Wakulla	3	39	8,658	1,039	11%	9,736
Madison	1	11	4,868	978	17%	5,857
Levy		8	7,009	967	12%	7,984
Bradford	2	20	5,441	962	15%	6,423
Gulf	4	5	4,768	853	15%	5,626
Union		19	8,642	824	9%	9,485
Dixie		12	4,311	803	16%	5,126
Hamilton	1	2	4,606	788	15%	5,396
Holmes	2	10	4,469	698	13%	5,177
Calhoun	1	10	4,230	601	12%	4,841
Franklin	5	6	4,231	580	12%	4,817
Jefferson		15	3,105	526	14%	3,646
Gilchrist	1	9	3,991	491	11%	4,491
Liberty			2,924	483	14%	3,407
Glades		1	881	482	35%	1,364
Unknown	1	35	13,764	171	1%	13,970
Total	3,760	7,031	4,300,230	663,234	13%	4,970,495

COVID-19: testing by laboratory

Data through Sep 15, 2020 verified as of Sep 16, 2020 at 09:25 AM

Data in this report are provisional and subject to change.

The numbers in the table below represent the number of Florida and non-Florida residents for whom test results were received by the Department of Health. A person can be tested by more than one laboratory and can have both positive and negative results. **Therefore, the sum of the numbers in each column will be larger than the total number of people tested.**

Reporting lab	Inconclusive	Negative	Positive	Percent positive	Total
LABORATORY CORPORATION OF AMERICA	1,491	869,678	116,024	12%	987,193
QUEST DIAGNOSTICS - TAMPA	7,182	804,240	116,474	13%	927,896
BIO REFERENCE LABORATORIES, INC	7,060	551,255	106,579	16%	664,894
GENETWORK	662	390,612	32,870	8%	424,144
CURATIVE LABS	5,497	338,077	35,106	9%	378,680
REALTOX LABS LLC	3,274	257,337	44,699	15%	305,310
NORTHWEST LABORATORY	233	118,004	6,259	5%	124,496
ELABNETWORK	858	111,760	9,390	8%	122,008
ADVENT HEALTH LAB	112	101,339	14,160	12%	115,611
MEDICAL DIAGNOSTIC LABORATORIES	890	90,822	13,122	13%	104,834
MAKO GENOMICS	5,123	82,951	14,823	14%	102,897
KORVALABS, INC	1,223	88,070	4,463	5%	93,756
MAYO CLINIC LABORATORIES	214	73,980	7,579	9%	81,773
BIOCOLLECTIONS WORLDWIDE, INC	446	66,489	10,174	13%	77,109
MEMORIAL REGIONAL HOSPITAL SOUTH	20	58,569	13,699	19%	72,288
BAYCARE LABORATORIES LLC	370	64,742	6,026	8%	71,138
QUEST DIAGNOSTICS NICHOLS INSTITUTE, INC.	314	61,572	8,057	12%	69,943
BPHL-JACKSONVILLE	16	58,410	10,262	15%	68,688
SACRED HEART HOSPITAL LABORATORY	2	56,088	6,998	11%	63,088
RCA LABORATORY SERVICES, LLC		60,444	2,594	4%	63,038
ORLANDO REG MED CENTER CLINICAL LAB	507	44,388	6,007	12%	50,902
DIATHERIX LABORATORIES		44,511	6,308	12%	50,819
Florida_Hospital	57	45,381	5,110	10%	50,548
UF PATHLABS	33	47,514	2,872	6%	50,419
TAMPA GENERAL HOSPITAL	4	46,661	3,586	7%	50,251
BPHL-MIAMI	220	38,575	8,325	18%	47,120
TESTING MATTERS INC		40,748	5,224	11%	45,972
ARUP LABORATORIES		40,365	2,609	6%	42,974
SUNPATH MEDICAL DIAGNOSTICS LABORATORY	290	34,921	5,574	14%	40,785
VIRACOR-EUROFINS LABORATORIES		30,004	8,993	23%	38,997
BPHL-TAMPA (SPECTRUM BLVD)	45	32,895	5,491	14%	38,431
JACKSON MEMORIAL HOSPITAL CLINICAL LAB	79	31,092	7,185	19%	38,356
ST VINCENT'S MEDICAL CENTER - RIVERSIDE	1	30,268	3,613	11%	33,882
SHANDS AT THE UNIVERSITY OF FLORIDA	220	31,712	1,858	5%	33,790
IMPACT HEALTH BIOMETRIC TESTING, INC	295	28,886	3,747	11%	32,928
AIT LABORATORIES		27,899	3,206	10%	31,105
LAKELAND REGIONAL MEDICAL CENTER	85	27,666	3,277	11%	31,028
AMERICAN HEALTH ASSOCIATES	8	25,229	2,609	9%	27,846
AKESOGEN		20,717	3,161	13%	23,878
CAPE CORAL HOSPITAL CLINICAL LABORATORY	1	18,913	3,232	15%	22,146
WALGREENS	14	18,577	3,195	15%	21,786
TALLAHASSEE MEMORIAL HOSPITAL	89	19,142	2,383	11%	21,614
BROWARD GENERAL MEDICAL CENTER-CLINICAL LAB	2	17,353	2,154	11%	19,509
BAPTIST MEDICAL CENTER JACKSONVILLE	1	17,900	1,127	6%	19,028
BAPTIST HOSPITAL OF MIAMI CLINICAL LABORATORY	40	15,770	3,096	16%	18,906
SHANDS JACKSONVILLE MEDICAL CENTER INC	32	16,221	1,488	8%	17,741

COVID-19: testing by laboratory

Data through Sep 15, 2020 verified as of Sep 16, 2020 at 09:25 AM

Data in this report are provisional and subject to change.

The numbers in the table below represent the number of Florida and non-Florida residents for whom test results were received by the Department of Health. A person can be tested by more than one laboratory and can have both positive and negative results. **Therefore, the sum of the numbers in each column will be larger than the total number of people tested.**

Reporting lab	Inconclusive	Negative	Positive	Percent positive	Total
NIZNIK LAB CORP	348	11,371	5,048	30%	16,767
ADVENTHEALTH DAYTONA BEACH	32	14,819	1,117	7%	15,968
SARASOTA MEMORIAL HOSPITAL MAIN LAB	12	14,220	1,146	7%	15,378
STATLAB_MOBILE	1	13,737	1,364	9%	15,102
FLORIDA HOSPITAL - TAMPA	37	13,591	1,324	9%	14,952
APPLIED INGENUITY DIAGNOSTICS LLC		13,918	886	6%	14,804
ECCO LAB GROUP CO	282	11,100	2,942	21%	14,324
PALMETTO GENERAL HOSPITAL LAB	3	10,631	2,969	22%	13,603
ACCESS DX LABORATORY	152	11,883	1,452	11%	13,487
UNIVERSITY OF MIAMI HOSPITAL	10	11,636	1,807	13%	13,453
NAPLES COMMUNITY HOSPITAL	45	11,915	1,387	10%	13,347
ST JOSEPHS HOSPITAL LABORATORY	12	11,596	1,692	13%	13,300
MOUNT SINAI MEDICAL CENTER	6	11,924	1,339	10%	13,269
NICKLAUS CHILDREN'S HOSPITAL	40	10,726	2,349	18%	13,115
MILLENNIUM PHYSICIAN GROUP		10,922	2,050	16%	12,972
NORTH FLORIDA REGIONAL MEDICAL CENTER		11,176	1,292	10%	12,468
CLEVELAND CLINIC HOSPITAL LAB	4	11,132	1,205	10%	12,341
BIOCERNA LABS	407	9,294	1,461	13%	11,162
JFK MEDICAL CENTER LAB	1	9,501	1,651	15%	11,153
SOUTH MIAMI HOSPITAL LAB	17	9,549	1,320	12%	10,886
BRANDON REGIONAL HOSPITAL		9,289	1,552	14%	10,841
ABL MEDICAL CARE LLC		9,737	897	8%	10,634
SAINT MARY'S MEDICAL CENTER	15	9,217	1,365	13%	10,597
JUPITER MEDICAL CENTER LAB	43	9,316	1,103	11%	10,462
LARKIN COMMUNITY HOSPITAL INC DBA CARDIOTROPIC		6,559	3,590	35%	10,149
INTEGRATED REGIONAL LABORATORIES LLP		8,510	1,615	16%	10,125
QUEST NEW ENGLAND	35	8,521	1,009	11%	9,565
MORTON PLANT HOSPITAL-ADLER INSTITUTE	8	8,824	671	7%	9,503
WELLINGTON REGIONAL MED CTR LAB	4	8,206	1,208	13%	9,418
INDIAN RIVER MEDICAL CENTER LAB		8,864	548	6%	9,412
FLORIDA HOSPITAL WATERMAN LABORATORY	68	8,489	717	8%	9,274
DRS CLACK SPENCER WHITE & MCCORMACK PA D/B/A		7,972	822	9%	8,794
PANCARE OF FLORIDA INC		7,990	653	8%	8,643
LABCORP BURLINGTON (LPP)	4	8,201	428	5%	8,633
QUEST DIAGNOSTICS INFECTIOUS DISEASE INC	54	6,721	1,618	19%	8,393
LEESBURG REGIONAL MEDICAL CENTER		7,398	841	10%	8,239
MEMORIAL REGIONAL HOSPITAL CLINICAL LABORATORY	9	7,540	568	7%	8,117
HOMESTEAD HOSPITAL CLINICAL LABORATORY	14	6,231	1,687	21%	7,932
COAST DIAGNOSTICS LLC	20	7,317	551	7%	7,888
ARNOLD PALMER MEDICAL CENTER CLINICAL LAB		7,567	275	4%	7,842
LARKIN COMMUNITY HOSPITAL	10	6,382	1,160	15%	7,552
DELRAY MEDICAL CENTER	3	6,614	785	11%	7,402
OSCEOLA REGIONAL MEDICAL CENTER	1	6,218	1,093	15%	7,312
WEST KENDALL BAPTIST HOSPITAL LABORATORY	6	5,758	1,462	20%	7,226

COVID-19: testing by laboratory

Data through Sep 15, 2020 verified as of Sep 16, 2020 at 09:25 AM

Data in this report are provisional and subject to change.

The numbers in the table below represent the number of Florida and non-Florida residents for whom test results were received by the Department of Health. A person can be tested by more than one laboratory and can have both positive and negative results. **Therefore, the sum of the numbers in each column will be larger than the total number of people tested.**

Reporting lab	Inconclusive	Negative	Positive	Percent positive	Total
BOSTON HEART DIAGNOSTICS CORP		6,203	981	14%	7,184
REAL DIAGNOSTICS	77	6,554	473	7%	7,104
MEMORIAL HOSPITAL JACKSONVILLE	8	5,621	1,413	20%	7,042
LAWNWOOD REGIONAL MEDICAL CENTER	1	5,995	1,007	14%	7,003
Lee Memorial Hospital		5,414	1,570	22%	6,984
AEGIS SCIENCES CORPORATION	30	6,261	583	8%	6,874
ST ANTHONY'S HOSPITAL LAB	11	6,072	779	11%	6,862
WINTER HAVEN HOSPITAL CLINICAL LABORATORY	1	5,708	1,076	16%	6,785
BAPTIST HOSPITAL OF MIAMI MOLECULAR DIAGNOSTICS	58	5,830	846	13%	6,734
BAPTIST MEDICAL CENTER SOUTH		6,020	433	7%	6,453
GOOD SAMARITAN MEDICAL CENTER LAB	1	5,373	952	15%	6,326
QUEST DIAGNOSTICS - WEST HILLS	21	6,011	223	4%	6,255
ST JOSEPHS HOSPITAL	7	5,372	770	13%	6,149
ORANGE PARK MEDICAL CENTER	9	4,884	1,216	20%	6,109
PATIENTS FIRST LAKE ELLA MEDICAL CENTER PA		4,411	1,691	28%	6,102
MEASE COUNTRYSIDE LAB	1	5,537	559	9%	6,097
BETHESDA HOSPITAL EAST		5,384	628	10%	6,012
LUMINUS DIAGNOSTICS		5,477	495	8%	5,972
GULF COAST MEDICAL CENTER MICROLAB		4,462	1,396	24%	5,858
FULGENT DIAGNOSTICS LABORATORY	146	5,238	439	8%	5,823
HALIFAX MEDICAL CENTER LAB	26	4,791	776	14%	5,593
WEST FLORIDA HOSPITAL LAB		4,449	1,120	20%	5,569
BAPTIST HOSPITAL LABORATORY	6	4,687	871	16%	5,564
FLORIDA HOSPITAL HEARTLAND MED CTR CLINICAL LAB	33	4,918	575	10%	5,526
MANATEE MEMORIAL HOSPITAL		4,868	505	9%	5,373
EXACT SCIENCES LABORATORIES		4,942	388	7%	5,330
WEST BOCA MEDICAL CENTER LAB		4,813	505	9%	5,318
QUEST DIAGNOSTICS NICHOLS INSTITUTE - SJC (ELR)	30	4,505	734	14%	5,269
WESTSIDE REGIONAL MED CTR	2	4,236	967	19%	5,205
CORAL GABLES HOSPITAL CLINICAL LABORATORY		4,068	1,116	22%	5,184
QUEST DIAGNOSTICS	4	4,757	413	8%	5,174
THE VILLAGES REGIONAL HOSPITAL		4,791	359	7%	5,150
ADVENTHEALTH WESLEY CHAPEL	14	4,724	402	8%	5,140
LARGO MEDICAL CENTER		4,458	612	12%	5,070
MARTIN HOSPITAL SOUTH LAB		4,763	279	6%	5,042
OAK HILL HOSPITAL		4,458	565	11%	5,023
HEALTH PARK MEDICAL CENTER CLINICAL LAB		4,110	904	18%	5,014
NORTHWEST MEDICAL CENTER	1	3,971	1,039	21%	5,011
PALM BEACH GARDENS MEDICAL CTR LAB		4,538	453	9%	4,991
DOCTORS HOSPITAL	2	3,992	920	19%	4,914
NCH NORTH NAPLES HOSPITAL LAB	10	4,194	655	13%	4,859
MERCY HOSPITAL A CAMPUS OF PLANTATION GEN HOSP LAB	1	3,656	1,168	24%	4,825
INGENIOUS PERSONALIZED MEDICINE	48	3,536	1,166	25%	4,750
Capital Regional Medical Ctr		3,769	976	21%	4,745

COVID-19: testing by laboratory

Data through Sep 15, 2020 verified as of Sep 16, 2020 at 09:25 AM

Data in this report are provisional and subject to change.

The numbers in the table below represent the number of Florida and non-Florida residents for whom test results were received by the Department of Health. A person can be tested by more than one laboratory and can have both positive and negative results. **Therefore, the sum of the numbers in each column will be larger than the total number of people tested.**

Reporting lab	Inconclusive	Negative	Positive	Percent positive	Total
AVENTURA HOSPITAL LAB		3,567	1,140	24%	4,707
RUTGERS CLINICAL GENOMICS LABORATORY	10	4,480	190	4%	4,680
FLORIDA HOSPITAL FLAGLER	29	4,277	306	7%	4,612
CORAL SPRINGS MED CTR		4,049	457	10%	4,506
PALMS WEST HOSPITAL LAB	2	3,580	882	20%	4,464
FLORIDA HOSPITAL ZEPHYRHILLS	10	4,118	319	7%	4,447
FLORIDA MEDICAL CENTER - A CAMPUS OF NORTH SHORE	2	3,804	630	14%	4,436
BROWARD HEALTH NORTH CLINICAL LABORATORY		3,841	594	13%	4,435
NORTH SHORE MEDICAL CENTER		3,495	929	21%	4,424
BLAKE MEDICAL CENTER		3,697	723	16%	4,420
MEMORIAL HOSPITAL WEST LABORATORY SERVICES	13	3,949	441	10%	4,403
FLORIDA HOSPITAL DELAND	9	3,548	637	15%	4,194
INFORM DIAGNOSTICS, INC		3,968	215	5%	4,183
FLORIDA HOSPITAL OF CARROLLWOOD	22	3,578	516	13%	4,116
REGIONAL MEDICAL CENTER BAYONET POINT	2	3,776	318	8%	4,096
PLANTATION GENERAL HOSPITAL		3,143	899	22%	4,042
NEMOURS CHILDRENS HOSPITAL		3,829	103	3%	3,932
MEDICAL CENTER OF TRINITY CLINICAL LABORATORY		3,424	507	13%	3,931
CLEVELAND CLINIC MARTIN SOUTH HOSPITAL		3,562	357	9%	3,919
NORTHSIDE HOSPITAL AND HEART INSTITUTE		3,437	481	12%	3,918
BAYFRONT MEDICAL CENTER	12	2,966	932	24%	3,910
AVECINA MEDICAL OAKLEAF	1	3,247	562	15%	3,810
MOFFITT CANCER CENTER	5	3,689	74	2%	3,768
LAKE CITY MEDICAL CENTER		2,899	857	23%	3,756
FULGENT DIAGNOSTICS	89	3,379	229	6%	3,697
DR. P. PHILLIPS HOSPITAL		3,490	156	4%	3,646
OCALA REGIONAL MEDICAL CENTER		3,143	469	13%	3,612
CARDIOTROPIC LABS	81	2,769	719	20%	3,569
BAPTIST MEDICAL CENTER - BEACHES		3,286	223	6%	3,509
ALL CHILDREN'S HOSPITAL LAB		3,285	206	6%	3,491
NEW YORK STATE ELR - SUNRISE MEDICAL LABORATORIES		3,366	79	2%	3,445
CENTRAL FLORIDA REGIONAL HOSPITAL		3,003	429	13%	3,432
MORTON PLANT-MEASE	1	3,082	234	7%	3,317
GULF COAST MEDICAL CENTER LAB		2,614	701	21%	3,315
LEON MEDICAL CENTERS LLC		2,678	626	19%	3,304
NIGHT LITE PEDIATRICS	1	2,382	892	27%	3,275
ST JOSEPHS NORTH HOSPITAL LAB		2,883	362	11%	3,245
IMPERIAL POINT MEDICAL CENTER		2,939	295	9%	3,234
LAKEWOOD RANCH MEDICAL CENTER		2,962	269	8%	3,231
UHEALTH CORAL GABLES/LENNAR MED CTR		3,000	147	5%	3,147
SOUTH LAKE HOSPITAL		2,935	155	5%	3,090
ACCESS MEDICAL LABORATORIES		1,878	1,209	39%	3,087
ST LUCIE MEDICAL CENTER		2,409	588	20%	2,997
SOUTH FLORIDA BAPTIST HOSPITAL MICRO	1	2,511	426	14%	2,938
POINCIANA MEDICAL CENTER		2,178	750	26%	2,928
WEST MARION COMMUNITY HOSPITAL LAB		2,496	388	13%	2,884

COVID-19: testing by laboratory

Data through Sep 15, 2020 verified as of Sep 16, 2020 at 09:25 AM

Data in this report are provisional and subject to change.

The numbers in the table below represent the number of Florida and non-Florida residents for whom test results were received by the Department of Health. A person can be tested by more than one laboratory and can have both positive and negative results. **Therefore, the sum of the numbers in each column will be larger than the total number of people tested.**

Reporting lab	Inconclusive	Negative	Positive	Percent positive	Total
AVECINA MEDICAL - SOUTHSIDE BLVD	14	2,732	109	4%	2,855
BAPTIST MEDICAL CENTER - NASSAU		2,685	138	5%	2,823
NONA SCIENTIFIC	3	2,348	438	16%	2,789
VISTA CLINICAL		1,195	1,564	57%	2,759
PHYSICIANS REGIONAL MEDICAL CENTER - PINE RIDGE RD		2,242	502	18%	2,744
FLORIDA HOSPITAL FISH MEMORIAL	18	2,355	371	14%	2,744
SOUTH SEMINOLE HOSPITAL LABORATORY		2,594	110	4%	2,704
HEALTHQUEST ESOTERICS		1,787	848	32%	2,635
WEST PALM HOSPITAL LAB		2,269	345	13%	2,614
UNIVERSITY HOSPITAL AND MEDICAL CENTER		1,970	634	24%	2,604
WESTCHESTER HOSPITAL	21	2,135	446	17%	2,602
FLORIDA HOSPITAL NORTH PINELLAS	11	2,400	184	7%	2,595
ANNE BATES LEACH EYE HOSPITAL/ ABLEH MICROBIOLOGY LABORATORY		2,456	55	2%	2,511
AVECINA MEDICAL JULINGTON	1	2,199	310	12%	2,510
QUEST DIAGNOSTICS - ATLANTA	4	2,200	287	12%	2,491
MEDCOMP SCIENCES LLC	29	1,296	1,110	46%	2,435
WALGREENS OAKLAND PARK	4	2,149	233	10%	2,386
CLEVELAND CLINIC TRADITION HOSPITAL		2,151	229	10%	2,380
WALGREEN CO	2	2,085	275	12%	2,362
HIALEAH HOSPITAL	4	1,837	514	22%	2,355
MEMORIAL HOSPITAL MICRO		2,120	228	10%	2,348
ST PETERSBURG GENERAL HOSPITAL		1,736	499	22%	2,235
ADVENTHEALTH OCALA LABORATORY		1,821	342	16%	2,163
FORT WALTON BEACH MEDICAL CENTER		1,836	327	15%	2,163
BAPTIST NORTH EMERGENCY CENTER		1,614	515	24%	2,129
MEMORIAL HOSPITAL- MIRAMAR	11	1,931	170	8%	2,112
QUEST DIAGNOSTICS LENEXA	19	1,889	184	9%	2,092
MEASE DUNEDIN HOSPITAL	4	1,893	189	9%	2,086
CITRUS MEMORIAL HOSPITAL LABORATORY		1,867	162	8%	2,029
AVERO DIAGNOSTICS - IRVING		1,872	146	7%	2,018
CLEVELAND CLINIC MARTIN NORTH HOSPITAL		1,791	222	11%	2,013
OVIEDO MEDICAL CENTER		1,679	288	15%	1,967
GENE BY GENE, GENOMICS RESEARCH CENTER LAB	31	1,861	68	3%	1,960
RAULERSON HOSPITAL		1,632	327	17%	1,959
PWN HEALTH	9	1,328	619	32%	1,956
DOCTORS HOSPITAL OF SARASOTA CLINICAL LABORATORY		1,757	192	10%	1,949
HOLIDAY CVS LLC		1,792	33	2%	1,825
LEE HEALTH COCONUT POINT CLINICAL LAB	2	1,449	350	19%	1,801
PALMS OF PASADENA HOSPITAL		1,540	240	13%	1,780
MEMORIAL HOSPITAL PEMBROKE	3	1,555	214	12%	1,772
PUTNAM COMMUNITY MEDICAL CENTER		1,486	226	13%	1,712
P4 CLINICAL, LLC	25	1,428	189	12%	1,642
SOUTH BAY HOSPITAL MICRO		1,382	257	16%	1,639
BETHESDA HOSPITAL WEST		1,479	158	10%	1,637
TWIN CITIES HOSPITAL	1	1,434	156	10%	1,591
PHYSICIANS REGIONAL MEDICAL CENTER - COLLIER BLVD	1	1,200	344	22%	1,545

COVID-19: testing by laboratory

Data through Sep 15, 2020 verified as of Sep 16, 2020 at 09:25 AM

Data in this report are provisional and subject to change.

The numbers in the table below represent the number of Florida and non-Florida residents for whom test results were received by the Department of Health. A person can be tested by more than one laboratory and can have both positive and negative results. **Therefore, the sum of the numbers in each column will be larger than the total number of people tested.**

Reporting lab	Inconclusive	Negative	Positive	Percent positive	Total
OPTEO LABORATORY		1,506	30	2%	1,536
BARTOW REGIONAL MEDICAL CENTER	1	1,305	218	14%	1,524
LOWER KEYS MEDICAL CENTER		1,372	138	9%	1,510
SYNERGY LABORATORIES	7	1,334	144	10%	1,485
NIGHT LITE PEDIATRICS URGENT CARE		1,204	237	16%	1,441
LAKESIDE MEDICAL CENTER		1,015	374	27%	1,389
QUEST DIAGNOSTICS - MIRAMAR	6	364	1,018	73%	1,388
BMCT Molecular Diagnostics Subsection		1,121	241	18%	1,362
SACRED HEART-EMERALD COAST		1,142	199	15%	1,341
ST VINCENT'S MEDICAL CENTER - SOUTHSIDE		1,308	27	2%	1,335
QUEST DIAGNOSTICS WOOD DALE	3	1,185	89	7%	1,277
AVENTUS BIOLABS	1	722	547	43%	1,270
PATIENTS CHOICE LABORATORIES		731	523	42%	1,254
HIGHLANDS REGIONAL MEDICAL CENTER		1,037	211	17%	1,248
UNIVERSITY OF MIAMI HOSPITAL & CLINICS	2	1,177	65	5%	1,244
HELIX	13	1,010	214	17%	1,237
GULF BREEZE HOSPITAL LAB	3	1,080	153	12%	1,236
CLINICORE		1,113	91	8%	1,204
UHEALTH DEERFIELD BEACH/UMSYLVESTER DEERFIELD BEACH LABORATORY	3	1,149	45	4%	1,197
VIKOR SCIENTIFIC	2	617	465	43%	1,084
CLARITY LAB SOLUTIONS		927	141	13%	1,068
MARINERS HOSPITAL		949	101	10%	1,050
BAPTIST EMERGENCY CENTER OAKLEAF		860	174	17%	1,034
ORLANDO VA MEDICAL CENTER		859	168	16%	1,027
LABSTAT LLC	1	1,017	6	1%	1,024
ENGLEWOOD COMMUNITY HOSPITAL		941	80	8%	1,021
AVECINA MEDICAL		750	262	26%	1,012
LMHS		902	81	8%	983
HOLY CROSS HOSPITAL CLINICAL LAB	1	950	29	3%	980
BAPTIST EMERGENCY CENTER CLAY		826	114	12%	940
BAPTIST HEALTH EMERGENCY CENTER COUNTRY WALK		778	160	17%	938
UNITED CLINICAL LABORATORY LLC		208	720	78%	928
MINUTECLINIC LLC #3703		829	94	10%	923
FLOWERS HOSPITAL		803	99	11%	902
WALGREENS ORLANDO		801	96	11%	897
WATSON CLINIC LLP MAIN		612	257	30%	869
DESOTO MEMORIAL HOSPITAL CLINICAL LABORATORY	3	716	146	17%	865
LABCORP	1	498	365	42%	864
ARCPPOINT LABS - FORT MYERS	2	711	138	16%	851
PATHNOSTICS		84	761	90%	845
FLORIDA HOSPITAL ORLANDO		745	74	9%	819
FLORIDA LABORATORY ANALYSIS		547	256	32%	803
ST VINCENTS CLAY COUNTY		775	26	3%	801
JACKSON HOSPITAL CLINICAL LABORATORY		704	96	12%	800
PHYSICIANS STAT LAB		139	653	82%	792
ACUTIS DIAGNOSTICS	12	666	109	14%	787

COVID-19: testing by laboratory

Data through Sep 15, 2020 verified as of Sep 16, 2020 at 09:25 AM

Data in this report are provisional and subject to change.

The numbers in the table below represent the number of Florida and non-Florida residents for whom test results were received by the Department of Health. A person can be tested by more than one laboratory and can have both positive and negative results. **Therefore, the sum of the numbers in each column will be larger than the total number of people tested.**

Reporting lab	Inconclusive	Negative	Positive	Percent positive	Total
SANTA ROSA MEDICAL CENTER		543	234	30%	777
Assurance Scientific Laboratories		609	166	21%	775
LABCORP RTP	3	128	634	83%	765
CAPSTONE HEALTHCARE		474	262	36%	736
TAMPA COMMUNITY HOSPITAL		555	180	24%	735
EGLIN AIRFORCE BASE LAB		479	226	32%	705
LAB24 INC	3	92	608	86%	703
NEW YORK STATE ELR - NORTH SHORE LONG ISLAND JEWISH HEALTH		667	30	4%	697
ADVANCE MEDICAL OF NAPLES			695	100%	695
BARDMOOR LABORATORY	1	614	75	11%	690
ATLANTIS URGENT CARE		425	232	35%	657
ASSOCIATED PATHOLOGISTS, LLC	3	532	111	17%	646
VAMC ORLANDO		304	337	53%	641
CENTRA CARE - WATERFORD LAKES		514	127	20%	641
QUEST	4	157	458	74%	619
NCH NORTHEAST	5	412	202	33%	619
NONE		281	331	54%	612
DYNIX DIAGNOSTICS	1	410	196	32%	607
PHAROS HEALTH		457	140	23%	597
PATIENTS FIRST - MAHAN DRIVE		164	432	72%	596
HISTOPATHOLOGY SERVICES, LLC		521	72	12%	593
LEE MEMORIAL HOSPITAL LAB			583	100%	583
NEW YORK STATE ELR - NYU HOSPITALS CENTER CLINICAL LABORATORIES		560	14	2%	574
NCH HEALTHCARE SYSTEM MICROBIOLOGY LAB		1	571	100%	572
AMELIA URGENT CARE		261	311	54%	572
UNKNOWN		263	278	51%	541
QUEST DIAGNOSTICS - IRVING	10	352	178	33%	540
MARTIN MEMORIAL LABORATORY AT ST LUCIE WEST		477	57	11%	534
MAVERICK LABS		374	151	29%	525
HOLY CROSS HOSPITAL LABORATORY			522	100%	522
NXGEN MDX LLC	2	454	61	12%	517
TALLAHASSEE PRIMARY CARE ASSOCIATES		473	34	7%	507
HOLIDAY CVS LLC DBA CVSPHARMACY #5155		499	8	2%	507
SOUTHEAST ALABAMA MEDICAL CENT		451	44	9%	495
ADVENT HEALTH CENTRA CARE: WATERFORD LAKES		403	73	15%	476
NEW YORK STATE ELR - LENCO MEDICAL LABORATORY		457	15	3%	472
NORTH FLORIDA PEDIATRICS-TALLAHASSEE		424	33	7%	457
STEWART REFERENCE LABORATORY		255	191	43%	446
UAB HIGHLANDS LABORATORY		442	4	1%	446
PANCARE OF FLORIDA, INC			443	100%	443
MIDWAY SPECIALTY CARE CENTER DIAGNOSTICS	17	375	40	9%	432
MEDARBOR DIAGNOSTICS		1	428	100%	429
LAB CORP	1	187	239	56%	427
KD MEDICAL CHOICE LLC		419	1	0%	420
NEW YORK STATE ELR - DEPARTMENT OF CLINICAL LABS		414	5	1%	419
ORLANDO VETERANS AFFAIRS MEDICAL CENTER		112	301	73%	413

COVID-19: testing by laboratory

Data through Sep 15, 2020 verified as of Sep 16, 2020 at 09:25 AM

Data in this report are provisional and subject to change.

The numbers in the table below represent the number of Florida and non-Florida residents for whom test results were received by the Department of Health. A person can be tested by more than one laboratory and can have both positive and negative results. **Therefore, the sum of the numbers in each column will be larger than the total number of people tested.**

Reporting lab	Inconclusive	Negative	Positive	Percent positive	Total
ECCOLAB GROUP	1	82	311	79%	394
SUNRISE MEDICAL LABORATORIES		324	65	17%	389
QUEST DIAGNOSTICS NICHOLS INSTITUTE	5	353	17	5%	375
CLARITY LABS		325	49	13%	374
MEMORIAL PEMBROKE 24/7 CARE CENTER		277	93	25%	370
INDIAN RIVER PATHOLOGY LLC		354	14	4%	368
TEMPUS CLINICAL LABORATORY	1	337	26	7%	364
JAY HOSPITAL CLINICAL LABORATORY		273	91	25%	364
STS LAB 2 LLC		363			363
INFORM DIAGNOSTICS		349	4	1%	353
NITE LITE PEDIATRICS		179	168	48%	347
MINUTECLINIC		307	32	9%	339
NCF DIAGNOSTICS & DNA TECHNOLOGIES	10	68	259	77%	337
DAVITA LABS		303	31	9%	334
BAPTIST MD ANDERSON CANCER CENTER		327	2	1%	329
TENNESSEE DOH - NASHVILLE	2	281	34	11%	317
BAYA URGENT CARE		3	311	99%	314
SCIONLAB SERVICES LLC		291	14	5%	305
VETERANS AFFAIRS MEDICAL CENTER LAB		9	296	97%	305
NEW YORK STATE ELR - MOUNT SINAI LABORATORY		283	13	4%	296
CORE DIAGNOSTIC LABORATORIES LLC		220	75	25%	295
LABCORP TAMPA	1	40	253	86%	294
FLAGLER HOSPITAL	5	18	271	92%	294
EXPRESS GENE MOLECULAR DIAGNOSTIC LABORATORY		2	291	99%	293
ARCPPOINT LABS OF TAMPA		186	107	37%	293
THERADOC		150	138	48%	288
EMERGENCY PHYSICIANS MEDICAL CENTER			278	100%	278
HOLMES REGIONAL MEDICAL CENTER		3	271	99%	274
GENESIS REFERENCE LABORATORIES		1	265	100%	266
SANFORD REFERENCE LAB		255	10	4%	265
FLO-MEDILAB SERVICES		82	183	69%	265
NEW YORK STATE ELR - ENZO CLINICAL LABS INC	1	261	2	1%	264
LABTECH DIAGNOSTIC		126	136	52%	262
URGENT CARE CURE		195	66	25%	261
THE CENTER FOR URGENT CARE		164	95	37%	259
PREMIER MEDICAL LABORATORY SERVICES		57	197	78%	254
EUROFINS NTD, LLC		225	29	11%	254
GESSLER CLINIC		1	250	100%	251
SMA SPECIALITY MEDICAL LAB		63	188	75%	251
CLINICAL REFERENCE LABORATORY		244	6	2%	250
AUBURN UNIVERSITY MEDICAL CLINIC		193	56	22%	249
FLORIDA WOMAN CARE LABORATORY LLC		222	25	10%	247
MICROGEN DX		83	162	66%	245
TOM LEE COMMUNITY HEALTH CENTER		15	229	94%	244
MOLECULAR INFECTIOUS DISEASES		235	6	2%	241
NEW YORK STATE ELR - NEW YORK PRESBYTERIAN HOSPITAL CUMC CLINICAL		228	13	5%	241

COVID-19: testing by laboratory

Data through Sep 15, 2020 verified as of Sep 16, 2020 at 09:25 AM

Data in this report are provisional and subject to change.

The numbers in the table below represent the number of Florida and non-Florida residents for whom test results were received by the Department of Health. A person can be tested by more than one laboratory and can have both positive and negative results. **Therefore, the sum of the numbers in each column will be larger than the total number of people tested.**

Reporting lab	Inconclusive	Negative	Positive	Percent positive	Total
NEW YORK STATE ELR - NEW YORK HOSPITAL LABORATORIES	1	228	7	3%	236
HENDRY REGIONAL MEDICAL CENTER		9	221	96%	230
ASCEND CLINICAL		226	4	2%	230
ST CLOUD REGIONAL MEDICAL CENTER		127	103	45%	230
MINI ER ADULT AND PEDIATRIC URGENT CARE		201	28	12%	229
JAMES A. HALEY VETERANS MICRO LAB			229	100%	229
CENTRA CARE		35	192	85%	227
MINUTECLINIC LLC		193	33	15%	226
ADVENT HEALTH -TAMPA		74	146	66%	220
ARCPPOINT LABS OF WEST PALM BEACH		1	219	100%	220
QUALITOX LABORATORIES		96	123	56%	219
BIOCERNA LLC	8	156	54	25%	218
COASTAL MED URGENT CARE		3	214	99%	217
ADVENTHEALTH LAB		2	214	99%	216
MEDSCAN LABORATORY INC		136	80	37%	216
SEBASTIAN RIVER MEDICAL CENTER		171	43	20%	214
MIDWAY SPECIALTY CARE CENTER	1	123	89	42%	213
ANGEL KIDS PEDIATRICS		187	21	10%	208
GULF COAST MOLECULAR LABORATORIES	10	150	48	23%	208
MARTIN MEMORIAL MEDICAL CENTER LAB		100	106	51%	206
LEHIGH VALLEY GENOMICS			206	100%	206
SELECT LABORATORIES MARION COUNTY, LLC.	1	108	92	46%	201
VAMC WEST PALM LAB		5	196	98%	201
BAY PINES VAMC CLINICAL LABORATORY		4	197	98%	201
NCH HEALTHCARE BONITA		137	63	32%	200
C.W. BILL YOUNG VA MEDICAL CENTER		5	191	97%	196
GENESIS MEDICAL LABORATORY MIAMI FL.		78	118	60%	196
BOCA BIOLISTICS REFERENCE LABORATORY	2	145	44	23%	191
UAB UNIVERSITY OF ALABAMA HOSPITAL LAB		183	7	4%	190
PATHGROUP LABS LLC		90	100	53%	190
FLORIDA HOSPITAL WAUCHULA		112	74	40%	186
SACRED HEART HOSPITAL ON THE GULF		122	62	34%	184
AMELIA EXPRESS CARE		72	110	60%	182
FAST TRACK URGENT CARE CENTER - CARROLLWOOD			179	100%	179
UR MEDICINE LABS- CENTRAL LABORATORY		174	5	3%	179
HOLIDAY CVS LLC DBA CVS PHARMACY #5154		171	5	3%	176
BAYCARE HEALTH SYSTEM		2	173	99%	175
COASTAL LABORATORIES		125	50	29%	175
SPECIALTY HEALTH AND REHABILITATION CENTER		146	23	14%	169
ASAP LAB LLC		95	72	43%	167
FLORIDA HOSPITAL HEARTLAND MED CTR LAKE PLACID		120	47	28%	167
FAST TRACK URGENT CARE CENTER		1	165	99%	166
ST JUDE CHILDREN'S RESEARCH HOSPITAL		151	11	7%	162
ADVENT HEALTH CENTRA CARE		18	144	89%	162
BUREAU OF CLINICAL LABORATORIES		132	29	18%	161
LABSTAT		2	158	99%	160

COVID-19: testing by laboratory

Data through Sep 15, 2020 verified as of Sep 16, 2020 at 09:25 AM

Data in this report are provisional and subject to change.

The numbers in the table below represent the number of Florida and non-Florida residents for whom test results were received by the Department of Health. A person can be tested by more than one laboratory and can have both positive and negative results. **Therefore, the sum of the numbers in each column will be larger than the total number of people tested.**

Reporting lab	Inconclusive	Negative	Positive	Percent positive	Total
NEO GENOMICS - FORT MYERS	1	154	4	3%	159
WUESTHOFF REF LABORATORY			158	100%	158
PRIVA PATH LABS			158	100%	158
UNIVERSITY OF ALABAMA		155	3	2%	158
US BIOTEK LABORATORIES	1	66	89	57%	156
MACDILL AFB HOSPITAL		135	19	12%	154
MY CLINICAL LAB		97	55	36%	152
VAMC GAINESVILLE		2	150	99%	152
NEW PLANT CITY FAMILY CARE	1	33	114	77%	148
MID-FLORIDA PATHOLOGY		106	40	27%	146
AURORA DIAGNOSTICS BERNHARDT LABORATORIES PATHOLOGY SERVICE		125	16	11%	141
SHORELINE PHYSICIAN GROUP		33	107	76%	140
MINUTECLINIC, LLC DBA MINUTECLINIC #4717		134	3	2%	137
IRL MARKET LAB ALACHUA		104	31	23%	135
DOC SMILEY'S URGENT CARE		56	77	58%	133
AMERICAN PATHOLOGY PARTNERS		131	1	1%	132
AVELLINO LAB USA, INC	1	129	2	2%	132
INTEGRATED REGIONAL LABORATORIES		119	12	9%	131
MEMPHIS PATHOLOGY LABORATORY	1	124	5	4%	130
HEALTH FIRST-HOLMES REGIONAL			130	100%	130
FLORIDA MEDICAL CLINIC		56	73	57%	129
LEHIGH REGIONAL MEDICAL CENTER LAB		108	20	16%	128
BMHSI-AEL MICROBIOLOGY LABORATORY	2	102	24	19%	128
VAMC BAY PINES		1	124	99%	125
SPARROW HEALTHCARE	2	1	121	98%	124
FLORIDA CLINICAL LABORATORY-BIOREFERENCE LABORATORIES		45	79	64%	124
COMMUNITY HEALTH NORTHWEST FLORIDA		104	20	16%	124
NAVAL HOSPITAL - JACKSONVILLE		1	122	99%	123
GARCIA CLINICAL LABORATORY		1	121	99%	122
BAYFRONT HEALTH BROOKSVILLE			121	100%	121
PALM BEACH COUNTY HEALTH DEPT LAB		118	2	2%	120
ROSEN MEDICAL CENTER		106	13	11%	119
PLANTATION BAY REHABILITATION CENTER		116	3	3%	119
FULGENT GENETICS	2	89	27	23%	118
HEALTHLINK DIAGNOSTIC LABORATORIES		6	111	95%	117
FISHERMENS HOSPITAL CLINICAL LAB		111	5	4%	116
VAMC LAKE CITY		51	62	55%	113
DEPARTMENT OF VETERANS AFFAIRS JAMES A. HALEY VETERANS HOSPITAL			112	100%	112
ALLIED HEALTH FORT PIERCE		112			112
LEON MEDICAL CENTER		7	104	94%	111
MEDICAL DIAGNOSTICS LABORATORIES,INC		18	92	84%	110
REFUAH HEALTH CENTER LABORATORY		109	1	1%	110
GENOVA DIAGNOSTICS LABORATORY		100	10	9%	110
SOLARIS DIAGNOSTICS		8	101	93%	109
PROTEUS MOLECULAR AND CLINICAL LAB	1	89	18	17%	108
MILLENNIUM LAB SERVICES			108	100%	108

COVID-19: testing by laboratory

Data through Sep 15, 2020 verified as of Sep 16, 2020 at 09:25 AM

Data in this report are provisional and subject to change.

The numbers in the table below represent the number of Florida and non-Florida residents for whom test results were received by the Department of Health. A person can be tested by more than one laboratory and can have both positive and negative results. **Therefore, the sum of the numbers in each column will be larger than the total number of people tested.**

Reporting lab	Inconclusive	Negative	Positive	Percent positive	Total
BAPTIST HEALTH SOUTH FLORIDA		4	102	96%	106
ADVENTHEALTH CENTRA CARE WESLEY CHAPEL			106	100%	106
SANTA ROSA CENTER FOR REHABILITATION AND HEALING		104	1	1%	105
USA HEALTH UNIVERSITY HOSPITAL CLINICAL LABORATORY		102	2	2%	104
STAGEZERO LIFE SCIENCES INC		93	11	11%	104
PENSACOLA PEDIATRICS		71	32	31%	103
CENTRACARE		5	97	95%	102
ADVENT HEALTH CARE CENTER CELEBRATION		100	2	2%	102
USAFSAM/PHE		23	77	77%	100
ACCU REFERENCE MEDICAL LAB			99	100%	99
NORTH OKALOOSA MEDICAL CENTER		48	49	51%	97
HOSPITAL FOR SPECIAL SURGERY		95	1	1%	96
DIAGNOSTIC SOLUTIONS		3	91	97%	94
MEMORIAL HOSPITAL WEST		89	5	5%	94
GENETWORKX		15	79	84%	94
Quest Diag Unspecifd		60	33	35%	93
FLORIDA COMMUNITY HEALTH CENTERS INC			93	100%	93
ADVENTHEALTH CENTRA CARE OVIEDO		29	64	69%	93
ADVENTHEALTH CENTRA CARE ALTAMONTE SPRINGS		44	47	52%	91
LIFEBRITE	1	9	80	89%	90
ADVENT HEALTH CENTRA CARE LONGWOOD		14	76	84%	90
BAY VIEW HEALTHCARE		68	19	22%	87
PACIFIC ANALYTICS			86	100%	86
DOCTOR'S MEMORIAL HOSPITAL		17	69	80%	86
ADVENT HEALTH CENTRA CARE PALM COAST		3	82	96%	85
ORLANDO HEALTH EMERGENCY DEPARTMENT		79	5	6%	84
AVERO DIAGNOSTICS		59	24	29%	83
AMERICAN RESEARCH LABS		4	79	95%	83
CAYUGA MEDICAL CENTER AT ITHACA		79	3	4%	82
NEW YORK STATE ELR - EMPIRECITY LABORATORIES		73	9	11%	82
CENTRAL FLORIDA HEALTH CARE		46	35	43%	81
UNKNOWN - BAD FACILITY CODE		21	60	74%	81
ADVENTHEALTH CENTRA CARE CARROLLWOOD			81	100%	81
EMERALD SHORES HEALTH & REHABILITATION		56	24	30%	80
GENESIS LABORATORY MANAGEMENT		44	35	44%	79
ADVENTHEALTH CENTRA CARE			79	100%	79
LABORATORY SPECIALISTS OF MICHIGAN		8	70	90%	78
FHMG-FLORIDA HOSPITAL MEDICAL GROUP		69	8	10%	77
FAST TRACK URGENT CARE CENTER - RIVERVIEW			77	100%	77
BLOCK, NATION, CHASE, AND SMOLEN FAMILY MEDICINE		54	23	30%	77
DYNAMIC MEDICAL USA			75	100%	75
AMERICAN FAMILY CARE PACE		15	59	80%	74
CVS PHARMACY NO 7881		73	1	1%	74
DAVITA LABORATORY SERVICES		59	14	19%	73
HOLY CROSS HOSPITAL		1	71	99%	72
MAYO CLINIC LABS - ROCHESTER MAIN CAMPUS		71	1	1%	72

COVID-19: testing by laboratory

Data through Sep 15, 2020 verified as of Sep 16, 2020 at 09:25 AM

Data in this report are provisional and subject to change.

The numbers in the table below represent the number of Florida and non-Florida residents for whom test results were received by the Department of Health. A person can be tested by more than one laboratory and can have both positive and negative results. **Therefore, the sum of the numbers in each column will be larger than the total number of people tested.**

Reporting lab	Inconclusive	Negative	Positive	Percent positive	Total
AMMON LABS		61	10	14%	71
KEYSTONE REHAB		71			71
ST. JAMES BAY HEALTH AND REHABILITATION CENTER		71			71
FAST TRACK URGENT CARE CENTER - WESTCHASE			70	100%	70
NAVY HOSPITAL			70	100%	70
ALLSOUTH URGENT CARE			70	100%	70
MORTON PLANT HOSPITAL			70	100%	70
Highlands Regional Hospital		63	7	10%	70
QPS, LLC		69	1	1%	70
INTEGRITY LABORATORIES, LLC		5	64	93%	69
LABORATORY CORP OF AMERICA	2	26	41	59%	69
MIAMI VA HEALTHCARE SYSTEM			68	100%	68
AEL- MEMPHIS		17	50	75%	67
NORTH FLORIDA/SOUTH GEORGA VETERANS HEALTH SYSTEM			66	100%	66
BAY MEDICAL CENTER SACRED HEART HEALTH SYSTEM		17	49	74%	66
INTERLACHEN PEDIATRICS		61	5	8%	66
PROVIDENCE HOSPITAL LABORATORY		62	3	5%	65
REHABILITATION CENTER AT PARK PLACE		65			65
FINLAY CLINICAL LABORATORY		24	40	63%	64
NOAH CLINICAL LABORATORY		53	10	16%	63
FAWCETT MEMORIAL HOSPITAL-LAB		1	61	98%	62
SARAPATH DIAGNOSTICS			62	100%	62
RUSKIN HEALTH CENTER		1	60	98%	61
GENE BY GENE			61	100%	61
NEW YORK STATE ELR - MONTEFIORE MEDICAL CENTER LABORATORIES - MOSES		54	7	11%	61
HURLBURT FIELD CLINIC		23	38	62%	61
ADVENTHEALTH CENTRA CARE LAKE MARY		39	22	36%	61
MORTON PLANT HOSPITAL/LAB		1	59	98%	60
EXACT SCIENCES LABORATORIES, LLC		15	45	75%	60
BAPTIST MEDICAL PLAZA AT WEST KENDALL		42	17	29%	59
NORTH FLORIDA PEDIATRICS-LAKE CITY			59	100%	59
LIFE CARE CENTER OF PENSACOLA		56	2	3%	58
NEW YORK STATE ELR - KALEIDA HEALTH CENTER FOR LABORATORY		54	4	7%	58
NEW YORK STATE ELR - WADSWORTH HEALTH CENTER		55	3	5%	58
QUEST INFECTIOUS DISEASE	1	52	4	7%	57
NORTHWEST FLORIDA COMMUNITY HOSPITAL		1	56	98%	57
MOBILE INFIRMARY MED CENTER PATH LAB		49	8	14%	57
BAYFRONT HEALTH ER PINELLAS PARK		27	29	52%	56
ELLENTON URGENT CARE			56	100%	56
LABCORP BIRMINGHAM	1	5	50	89%	56
VA MEDICAL CENTER		7	48	87%	55
CAREMOUNT MEDICAL - PATHOLOGY		55			55
BAYFRONT		21	34	62%	55
RCA LABORATORY SERVICES – NEW YORK ELR		25	30	55%	55
PALM BAY HOSPITAL		1	53	98%	54
BROWARD HEALTH MEDICAL CENTER		1	53	98%	54

COVID-19: testing by laboratory

Data through Sep 15, 2020 verified as of Sep 16, 2020 at 09:25 AM

Data in this report are provisional and subject to change.

The numbers in the table below represent the number of Florida and non-Florida residents for whom test results were received by the Department of Health. A person can be tested by more than one laboratory and can have both positive and negative results. **Therefore, the sum of the numbers in each column will be larger than the total number of people tested.**

Reporting lab	Inconclusive	Negative	Positive	Percent positive	Total
JEFFERY WEINZWEIG		2	51	96%	53
BAYCARE LAB		1	52	98%	53
CAPE CANAVERAL HOSPITAL			53	100%	53
FAST TRACK URGENT CARE CENTER - SOUTH TAMPA			51	100%	51
SARASOTA CO. HEALTH DEPT # 58		40	11	22%	51
OPTUM LABS LLC		5	46	90%	51
FAST TRACK URGENT CARE CENTER - BRANDON			50	100%	50
BAYFRONT HEALTH SEVEN RIVERS		49	1	2%	50
BALDWIN PEDIATRICS		40	10	20%	50
BOND CLINIC		8	42	84%	50
ARTHREX MEDICAL CENTER		28	22	44%	50
SMA SPECIALTY MEDICAL LAB		1	49	98%	50
QUEST TAMPA (NEW YORK ELR)		37	12	24%	49
NXGEN MDX		19	30	61%	49
P4 DIAGNOSTIX LABORATORY NETWORK		1	48	98%	49
MILLENIUUM PHYSICIANS GROUP			49	100%	49
325TH MEDICAL GROUP			49	100%	49
CBS LABORATORY		1	48	98%	49
GENESIS DIAGNOSTICS			48	100%	48
CITRUS MEMORIAL HEALTH SYSTEM LAB		2	46	96%	48
CENTRA CARE - SOUTH ORANGE		26	22	46%	48
TRADITION MEDICAL CENTER LABORATORY		21	27	56%	48
ADVENTHEALTH CENTRA CARE SANFORD		14	33	70%	47
VHA PUBLIC HEALTH REFERENCE LABORATORY- PALO ALTO		27	20	43%	47
H LEE MOFFITT CANCER CENTER MICRO		46			46
SELECT REFERENCE LABORATORIES, LLC		35	11	24%	46
UNIVERSITY HEALTH SYSTEM INC		41	5	11%	46
LAB CORP TAMPA			46	100%	46
EAST MANATEE FAMILY	1	1	44	96%	46
HEART OF FLORIDA REGIONAL MED CTR			45	100%	45
NEW YORK STATE ELR - WHITE PLAINS HOSPITAL CENTER LAB		45			45
VENICE REGIONAL MEDICAL LAB SERVICES			45	100%	45
ALLIANCE OF PHYSICIANS AGAINST COVID-19			44	100%	44
GRAVITY DIAGNOSTICS, LLC		13	31	70%	44
APP-UNIPATH, LLC		42	1	2%	43
TREE HOUSE PEDIATRICS		35	8	19%	43
BAPTIST MEDICAL PLAZA AT COUNTRY WALK		30	13	30%	43
EGLIN REGIONAL MEDICAL CENTER		4	39	91%	43
QUEST DIAGNOSTICS-N ST PETERSBURG-5TH			43	100%	43
DEVANSH LAB WERKS INC		34	9	21%	43
HEALTH FIRST-PALM BAY		1	42	98%	43
MINUTECLINIC DIAGNOSTIC OF MICHIGAN, PC #8029		42			42
LAB CORP RTP	1	2	39	93%	42
AMERICA FAMILY CARE		23	18	44%	41
NEW YORK STATE ELR - UNIVERSITY HOSPITAL, STONY BROOK SOUTHAMPTON		41			41
SUNCOAST COMMUNITY HEALTH CENTERS PEDIATRICS		7	34	83%	41

COVID-19: testing by laboratory

Data through Sep 15, 2020 verified as of Sep 16, 2020 at 09:25 AM

Data in this report are provisional and subject to change.

The numbers in the table below represent the number of Florida and non-Florida residents for whom test results were received by the Department of Health. A person can be tested by more than one laboratory and can have both positive and negative results. **Therefore, the sum of the numbers in each column will be larger than the total number of people tested.**

Reporting lab	Inconclusive	Negative	Positive	Percent positive	Total
FLORIDA HOSPITAL NEW SMYRNA		4	37	90%	41
NEW YORK STATE ELR - QUEST DIAGNOSTICS NICHOLS		39	2	5%	41
BAYFRONT HEALTH PORT CHARLOTTE			41	100%	41
INTERNAL LAB		34	6	15%	40
LABCORP OF AMERICA	1	15	24	60%	40
BIOCEPT		34	6	15%	40
NEW YORK STATE ELR - STONY BROOK UNIVERSITY MEDICAL CENTER		36	4	10%	40
NEW YORK STATE ELR - WESTCHESTER MEDICAL CENTER		39			39
VIERA HOSPITAL			39	100%	39
HUNTSVILLE HOSPITAL LABORATORY		30	9	23%	39
FAST TRACK URGENT CARE CENTER - WESLEY CHAPEL			39	100%	39
ADVENTHEALTH CENTRA CARE BRANDON			39	100%	39
MALABAR/ADVENT CENTRA CARE			38	100%	38
SANFORD LABORATORIES		31	7	18%	38
CHILDREN'S HOSPITAL OF ALABAMA		38			38
DIAGNOSTIC LABORATORY OF OKLAHOMA		33	5	13%	38
LAB PLUS, LLC AT SAINT THOMAS WEST HOSPITAL		29	9	24%	38
ST VINCENT'S BIRMINGHAM LABORATORY		37	1	3%	38
GRAVITY DIAGNOSTICS		17	21	55%	38
MEDICAL DIAGNOSTIC LAB		2	35	95%	37
LABFIRST - DEPARTMENT OF PATHOLOGY		36	1	3%	37
GENPATH			37	100%	37
ALLIANCE PEDIATRICS		24	13	35%	37
BENTON PEDIATRICS INC		26	11	30%	37
GATEWAY/ADVENT CENTRA CARE			37	100%	37
VAMC			36	100%	36
MINUTECLINIC DIAGNOSTIC OF RHODE ISLAND, LLC #729		35	1	3%	36
BRANCH MEDICAL CLINIC			36	100%	36
CLINICAL RESEARCH SEQUENCING PLATFORM		5	31	86%	36
BIOREFERENCE LABORATORIES	1	22	12	34%	35
ST. CLOUD MEDICAL GROUP		35			35
CAPITAL REGIONAL MEDICAL CENTER		2	33	94%	35
ASSOCIATED CLINICAL LABORATORIES		34	1	3%	35
TIDE LABORATORIES		21	14	40%	35
IRL		4	31	89%	35
VENICE REGIONAL MEDICAL CENTER			34	100%	34
NEW YORK STATE ELR - CATHOLIC HEALTH SYSTEM DEPT LABORATORY		34			34
EXPERTUS LABORATORIES INC		13	21	62%	34
PPD	2	26	5	15%	33
DESOTO MEMORIAL HOSPITAL LAB			33	100%	33
NEIGHBORHOOD MEDICAL CENTER		31	2	6%	33
SANDY RIDGE CENTER FOR REHABILITATION AND HEALING		33			33
ADVENTHEALTH CENTRA CARE LEE ROAD		20	13	39%	33
ADVENTHEALTH PALM COAST			32	100%	32
QUEST DIAGNOSTICS NICHOLS INSTITUTE- LPP		3	29	91%	32
NORTH FLORIDA PEDIATRICS		1	30	97%	31

COVID-19: testing by laboratory

Data through Sep 15, 2020 verified as of Sep 16, 2020 at 09:25 AM

Data in this report are provisional and subject to change.

The numbers in the table below represent the number of Florida and non-Florida residents for whom test results were received by the Department of Health. A person can be tested by more than one laboratory and can have both positive and negative results. **Therefore, the sum of the numbers in each column will be larger than the total number of people tested.**

Reporting lab	Inconclusive	Negative	Positive	Percent positive	Total
ST. MARYS MEDICAL CENTER		1	30	97%	31
QUEST DIAGNOSTICS-VERO BEACH-37TH ST		31			31
NEW YORK STATE ELR - NEWYORK-PRESBYTERIAN/QUEENS DIAGNOSTIC		30	1	3%	31
COMMUNITY HEALTH CENTERS OF PINELLAS, INC.			31	100%	31
VA		15	16	52%	31
ADVENTHEALTH MEDICAL GROUP		29	2	6%	31
JAMES A. HALEY VETERANS' HOSPITAL			31	100%	31
KENDALL REGIONAL MEDICAL CENTER LAB	3		27	90%	30
FINLAY CLINICAL LABORATORY INC		26	4	13%	30
SMA LAB		4	26	87%	30
DICKERT		26	4	13%	30
QUEST DIAGNOSTIC INC	1	3	26	87%	30
NEXT MOLECULAR ANALYTICS		1	29	97%	30
FLORIDA HOSPITAL MEDICAL GROUP		27	3	10%	30
LAB			29	100%	29
P4CLINICAL	3	2	24	83%	29
RDX BIOSCIENCE,			29	100%	29
HEALTH FIRST CAPE CANAVERAL HOSPITAL			29	100%	29
QDX PATHOLOGY SERVICES		19	10	34%	29
ST FRANCIS HOSPITAL		23	6	21%	29
QUEST DIAGNOSTICS INC.			29	100%	29
DOH-WEST PALM BEACH BRANCH LABORATORY			28	100%	28
AMELIA MEDICAL CARE			28	100%	28
WUESTHOFF MEMORIAL HOSPITAL			28	100%	28
SOUTH GEORGIA MEDICAL CENTER		22	6	21%	28
GOLDEN GATE FAMILY CLINIC		1	27	96%	28
INTERLAB		1	27	96%	28
SOFT CELL LABORATORIES		25	2	7%	27
FHMG_CTR FOR SENIOR HEALTH		22	5	19%	27
ADVENT HEALTH FISH MEMORIAL		2	25	93%	27
SUNCOAST LABS			27	100%	27
NORTH SHORE UNIVERSITY HOSPITAL LABORATORY		25	2	7%	27
POINT OF CARE			26	100%	26
CDC		17	9	35%	26
SUNCOAST OPTIMAL WELLNESS			26	100%	26
LECONTE MEDICAL CENTER LAB		21	5	19%	26
PRIDE DIAGNOSTICS		21	5	19%	26
ST. ANTHONY'S HOSPITAL			26	100%	26
POPLAR HEALTHCARE PLLC	1	10	14	56%	25
MOLECULAR TESTING LABS			25	100%	25
IPSUM DIAGNOSTICS			25	100%	25
CENTRA CRARE POINCIANA		19	6	24%	25
SIGNATURE HEALTHCARE OF NORTH FLORIDA		24	1	4%	25
BAPTIST MEDICAL PLAZA AT DORAL URGENT CARE CENTER		16	9	36%	25
NEW YORK STATE ELR - ROCHESTER GENERAL HOSPITAL LABORATORY		24	1	4%	25
VAVA PARTNERS LLC		3	22	88%	25

COVID-19: testing by laboratory

Data through Sep 15, 2020 verified as of Sep 16, 2020 at 09:25 AM

Data in this report are provisional and subject to change.

The numbers in the table below represent the number of Florida and non-Florida residents for whom test results were received by the Department of Health. A person can be tested by more than one laboratory and can have both positive and negative results. **Therefore, the sum of the numbers in each column will be larger than the total number of people tested.**

Reporting lab	Inconclusive	Negative	Positive	Percent positive	Total
NIGHT LITE PEDIATRICS WINTER GARDEN		12	13	52%	25
CENTRA CARE CONWAY			25	100%	25
CONNECTICUT DEPARTMENT OF HEALTH		22	2	8%	24
MOLECULAR DIAGNOSTICS		1	23	96%	24
AHSE ROP		24			24
NEW YORK STATE ELR - ERIE COUNTY MEDICAL CTR CLINICAL LABS		24			24
MONCRIEF ARMY HEALTH CLINIC			24	100%	24
LABORATORY DYNAMICS		20	4	17%	24
ELLENTON PEDIATRICS		21	3	13%	24
BAYFRONT HEALTH SPRING HILL		1	23	96%	24
AVENTIS BIO-SERVICES CTL		23			23
CLINICAL PATHOLOGY LABS		1	22	96%	23
FIRST CHOICE URGENT CARE			23	100%	23
NEW YORK STATE ELR - LENOX HILL HOSPITAL		21	2	9%	23
TRUGENX			23	100%	23
MOBILE DIVISION LABORATORY		7	15	68%	22
ST. JOSEPH'S HOSPITAL NORTH			22	100%	22
OUT OF STATE		14	8	36%	22
CENTRA CARE- WINTER GARDEN		2	20	91%	22
PATRICK AIR FORCE BASE		1	21	95%	22
FHMG LAKE MARY PEDS		21	1	5%	22
ST VINCENTS MEDICAL CENTER RIVERSIDE NURSING		3	19	86%	22
UNIVERSITY ALABAMA		22			22
EGL GENETIC DIAGNOSTICS		1	21	95%	22
PENNSYLVANIA DEPT OF HEALTH		19	3	14%	22
BAPTIST MEDICAL PLAZA AT WESTCHESTER		14	7	33%	21
MED FAST URGENT CARE CENTER			21	100%	21
PRECISION HEALTH SOLUTIONS LAB			21	100%	21
HEALTH FIRST-VIERA HOSPITAL			21	100%	21
ADVENT HEALTH CENTRA CARE - EAST ORLANDO		5	16	76%	21
MAGNOLIA DIAGNOSTIC			21	100%	21
MINI ER AND URGENT CARE		1	20	95%	21
MIAMI BEACH COMMUNITY HEALTH CENTER			21	100%	21
EMERALD COAST URGENT CARE		6	15	71%	21
NEW YORK STATE ELR - QUEST DIAGNOSTICS INCORPORATED		18	3	14%	21
WUESTHOFF MEDICAL CENTER-MELBOURNE			21	100%	21
LEE MEMORIAL HEALTH PARK LAB			21	100%	21
LABCORP - MIAMI		4	17	81%	21
GENEDX		15	6	29%	21
BROWARD HEALTH CORAL SPRINGS EPIDEMIOLOGY DEPT			21	100%	21
ADVENTHEALTH CENTRA CARE WINTER PARK		7	13	65%	20
EMPIRE CITY LABORATORIES INC		1	19	95%	20
PARRISH MEDICAL CENTER		1	19	95%	20
ST. CLOUD HOSPITAL		20			20
ACCURATE DIAGNOSTIC LAB		19	1	5%	20
DOCTORS MEMORIAL FAMILY MEDICINE			20	100%	20

COVID-19: testing by laboratory

Data through Sep 15, 2020 verified as of Sep 16, 2020 at 09:25 AM

Data in this report are provisional and subject to change.

The numbers in the table below represent the number of Florida and non-Florida residents for whom test results were received by the Department of Health. A person can be tested by more than one laboratory and can have both positive and negative results. **Therefore, the sum of the numbers in each column will be larger than the total number of people tested.**

Reporting lab	Inconclusive	Negative	Positive	Percent positive	Total
PORT ST LUCIE REHABILITATION AND HEALTHCARE			20	100%	20
CENTRA CARE - AZALEA PARK			20	100%	20
ASSOCIATED PATHOLOGISTS		16	4	20%	20
QUEST DIAGNOSTIC CLINICAL LABORATORIES		17	3	15%	20
NEW YORK STATE ELR - SARATOGA HOSPITAL LABORATORY		19	1	5%	20
SUNQUEST		2	18	90%	20
JACKSON HEALTH SYSTEM			20	100%	20
DOCTOR'S IN HOUSE LABORATORY			19	100%	19
MED HEALTH SERVICES		18	1	5%	19
EXPRESS GENE MOLECULAR DIAGNOSTICS LABORATORY		1	18	95%	19
NEW YORK STATE ELR - WILSON MEMORIAL REGIONAL MEDICAL CENTER		18	1	5%	19
EAST ALABAMA MEDICAL CENTER LABORATORY		13	6	32%	19
DOCTORS MEMORIAL HOSPITAL		8	11	58%	19
THE TERRACE OF JACKSONVILLE		2	17	89%	19
INTEGRATED REGIONAL LABORATORIES - LARGO			19	100%	19
SANTA ROSA MEDICAL CENTER CLINICAL LAB		3	16	84%	19
MAYO CLINIC LABS - ROCHESTER SUPERIOR DRIVE		2	17	89%	19
BAPTIST MEDICAL PLAZA AT MIAMI LAKES		13	5	28%	18
LABCORP INC		5	13	72%	18
NEW YORK STATE ELR - BRONX LEBANON HOSPITAL-MEDICAL CENTER		17	1	6%	18
SEMINOLE COUNTY HEALTH DEPARTMENT		17	1	6%	18
BAPTIST MEDICAL PLAZA AT TAMiami TRAIL		15	3	17%	18
XPRESS WELLNESS URGENT CARE			18	100%	18
INTERCOASTAL MEDICAL GROUP			18	100%	18
NEW YORK STATE ELR - BROOKDALE UNIVERSITY HOSPITAL		17	1	6%	18
SENIOR HEALTH OF WINTER PARK DUNDEE		18			18
LAB INTERMARKET FACILITY LAB			18	100%	18
STONE WASH CLINICAL LABORATORIES		2	16	89%	18
BREVARD HEALTH ALLIANCE			18	100%	18
PALO ALTO VA MEDICAL CENTER		1	17	94%	18
TIMBERRIDGE NURSING HOME & REHAB			18	100%	18
ADVENTHEALTH CENTRA CARE DAYTONA BEACH		2	16	89%	18
MADISON CORE LABORATORIES		17	1	6%	18
TPCA CLINICAL LABORATORIES		15	3	17%	18
SUNTREE INTERNAL MEDICINE		18			18
Point of Care Testing			17	100%	17
BAPTIST MEDICAL PLAZA AT PEMBROKE PINES		14	3	18%	17
AMERICAN HEALTH ASSOCIATES OF TAMPA		2	15	88%	17
SEVEN RIVERS REGIONAL MEDICAL CENTER		4	13	76%	17
FLORIDA DEPARTMENT OF HEALTH		10	7	41%	17
TGH		1	16	94%	17
MINUTECLINIC DIAGNOSTIC OF RHODE ISLAND, LLC #1544		16	1	6%	17
POINT WASHINGTON MEDICAL CLINIC			17	100%	17
QUEST DIAGNOSTICS NICHOLS INSTITUTE - SJC (LPP)		12	5	29%	17
CLEVELAND CLINIC FOUNDATION		9	8	47%	17
PATHGROUP			17	100%	17

COVID-19: testing by laboratory

Data through Sep 15, 2020 verified as of Sep 16, 2020 at 09:25 AM

Data in this report are provisional and subject to change.

The numbers in the table below represent the number of Florida and non-Florida residents for whom test results were received by the Department of Health. A person can be tested by more than one laboratory and can have both positive and negative results. **Therefore, the sum of the numbers in each column will be larger than the total number of people tested.**

Reporting lab	Inconclusive	Negative	Positive	Percent positive	Total
WATSON CLINIC LLP SOUTH			17	100%	17
MINUTECLINIC DIAGNOSTIC OF SOUTH CAROLINA, LLC		17			17
MD LABS		5	12	71%	17
REDITUS LABORATORIES			17	100%	17
HIGHLANDS MEDICAL CENTER		17			17
LABORATORY OF FLORIDA			17	100%	17
CONSOLIDATED LAB SERVICES		8	8	50%	16
JACKSON NORTH MEDICAL CENTER		2	14	88%	16
ADVENTHEALTH CENTRA CARE DELAND			16	100%	16
NADAL PEDIATRICS - VICTORIA STREET (3385)		3	13	81%	16
SPECTOR SCIENTIFIC LAB			16	100%	16
BAPTIST MEDICAL PLAZA AT PALMETTO BAY		11	5	31%	16
FLORIDA GULF COAST UNIVERSITY			16	100%	16
SIGNATURE HEALTHCARE AT THE COURTYARD		14	2	13%	16
LABCORP - CLEARWATER		3	13	81%	16
PARK WEST MEDICAL CENTER		15	1	6%	16
NEW YORK STATE ELR - VASSAR BROTHERS MEDICAL CENTER LABORATORY		16			16
UPMC CHAUTAUQUA AT WCA LABORATORY		15			15
MEDCOMP SCIENCES			15	100%	15
BAPTIST HEALTH URGENT CARE AT UNIVERSITY CENTRE		10	5	33%	15
QUEST DIAGNOSTICS INCORPORATED			15	100%	15
QUESTDIAGNOSTICS INCORPORATED		1	14	93%	15
ISLAND COAST PEDIATRICS PA		15			15
AMEERAH LABS			15	100%	15
PECONIC BAY MEDICAL CENTER LABORATORY		13	2	13%	15
DIATHERIX		13	2	13%	15
DOH		3	12	80%	15
Diatherix Laboratories, LLC		5	10	67%	15
PHYSICIANS STAT			15	100%	15
ADVENTHEALTH CENTRA CARE TEMPLE TERRACE			15	100%	15
ADVENTHEALTH CENTRA CARE CITRUS PARK			15	100%	15
TYNDALL AFB			15	100%	15
BAPTIST PRIMARY CARE		5	9	64%	14
WHITE WILSON MEDICAL CENTER CLINIC			14	100%	14
FAST TRACK URGENT CARE CENTER - SEMINOLE			14	100%	14
ADVENTHEALTH CENTRA CARE WINTER GARDEN		1	13	93%	14
POARCH BANC CREEK INDIANS TRIBAL HEALTH DEPARTMENT			14	100%	14
HEALTH CENTRAL HOSPITAL			14	100%	14
ORLANDO HEALTH		2	12	86%	14
DELRAY MEDICAL CENTER LAB			14	100%	14
PHOSPHORUS DIAGNOSTICS		12	2	14%	14
MILLENNIUM PHYSICIAN GROUP LCC			14	100%	14
STATEN ISLAND UNIVERSITY HOSPITAL-POUCH		14			14
ADVENT HEALTH CENTRA CARE- KID'S CARE		12	2	14%	14
VISITING PHYSICIANS ASSOCIATION LABORATORY		12	2	14%	14
NEW YORK STATE ELR - NEW YORK CITY DEPARTMENT OF HEALTH & MENTAL		12	1	8%	13

COVID-19: testing by laboratory

Data through Sep 15, 2020 verified as of Sep 16, 2020 at 09:25 AM

Data in this report are provisional and subject to change.

The numbers in the table below represent the number of Florida and non-Florida residents for whom test results were received by the Department of Health. A person can be tested by more than one laboratory and can have both positive and negative results. **Therefore, the sum of the numbers in each column will be larger than the total number of people tested.**

Reporting lab	Inconclusive	Negative	Positive	Percent positive	Total
TROY REGIONAL MEDICAL CENTER		7	6	46%	13
XERA MED RESEARCH			13	100%	13
NEW YORK STATE ELR - LOURDES HOSPITAL INC		13			13
BAPTIST SOUTH MEDICAL CENTER		2	11	85%	13
ADVANCED URGENT CARE		11	2	15%	13
MONTEFIORE NEW ROCHELLE HOSPITAL		13			13
FLORIDA STATE HOSPITAL			13	100%	13
LAKE CITY VETERANS HOSPITAL			13	100%	13
LAKELAND REGIONAL HEALTH LAKE MIRIAM			13	100%	13
HUNTINGTON HOSPITAL LABORATORY		12	1	8%	13
CLINICAL LABORATORY SERVICES			13	100%	13
DEPARTMENT OF VETERANS AFFAIRS MEDICAL CENTER			13	100%	13
MAKO MEDICAL LABORATORIES		1	12	92%	13
SOUTHEAST FAMILY HEALTHCARE CENTER			13	100%	13
CENTRA CARE - SAND LAKE			13	100%	13
TALLAHASSEE PRIMARY CARE ASSOC, PA		12	1	8%	13
MINUTE CLINIC LLC #2216		13			13
UVMMC MICROBIOLOGY		12	1	8%	13
COASTAL URGENT CARE		7	6	46%	13
NEW YORK STATE ELR - ST PETER'S BENDER LABORATORY		13			13
LEON CHD		12			12
BROWARD DIALYSIS			12	100%	12
CANTON-POTSDAM HOSPITAL LABORATORY		12			12
LINCOLN DIAGNOSTIC LAB		12			12
NEW YORK STATE ELR - LABORATORY ALLIANCE OF CENTRAL NEW		12			12
NEW YORK STATE ELR - GOOD SAMARITAN HOSPITAL LABORATORY		12			12
OAKTREE HEALTHCARE			12	100%	12
FLORIDA DEPT OF HEALTH		4	8	67%	12
SHELBY COUNTY HEALTH CARE CORPORATION		9	3	25%	12
BAPTIST HEALTH URGENT CARE AT KENDALL LAKES		8	4	33%	12
ADVENTHEALTH ZEPHYRHILLS			12	100%	12
TOTAL RENAL LABORATORIES INC		7	5	42%	12
DYNAMIC DNA LAB		1	11	92%	12
UNIVERSITY HILLS HEALTH AND REHABILITATION CENTER		10	2	17%	12
CVS PHARMACY, INC DBA CVS/PHARMACY #5685		12			12
UNIVERSITY OF WEST FLORIDA STUDENT HEALTH SERVICES			12	100%	12
AMERICAN ESOTERIC LABORATORIES			12	100%	12
WESTPAC LABS		1	11	92%	12
TEN HEALTHCARE		2	10	83%	12
BAYCARE OUTREACH LABORATORY SERVICES		1	10	91%	11
PALM BEACH PATHOLOGY		9	2	18%	11
FUNGAL REFERENCE LABORATORY		11			11
NEW YORK STATE ELR - JACOBI MEDICAL CENTER		11			11
NORTHWELL HEALTH PLAINVIEW HOSPITAL LABORATORY		9	2	18%	11
PERSONALIZED GENETIC TESTING			11	100%	11
POCONO MEDICAL CENTER		11			11

COVID-19: testing by laboratory

Data through Sep 15, 2020 verified as of Sep 16, 2020 at 09:25 AM

Data in this report are provisional and subject to change.

The numbers in the table below represent the number of Florida and non-Florida residents for whom test results were received by the Department of Health. A person can be tested by more than one laboratory and can have both positive and negative results. **Therefore, the sum of the numbers in each column will be larger than the total number of people tested.**

Reporting lab	Inconclusive	Negative	Positive	Percent positive	Total
INDIAN RIVER MEDICAL CENTER		11			11
PARAMOUNT URGENT CARE - OVIEDO		3	8	73%	11
BIO-REFERENCE LABORATORIES			11	100%	11
SEASIDE HEALTH AND REHABILITATION CENTER			11	100%	11
CENTRA CARE-LBV			11	100%	11
ROSEWOOD HEALTHCARE & REHABILITATION CENTER		11			11
ADVENT HEALTH SEBRING			11	100%	11
MINUTE CLINIC INCORPORATE		10	1	9%	11
ACHS		2	9	82%	11
FLORIDA COMMUNITY HEALTH CENTER OF ST. LUCIE			11	100%	11
ESCAMBIA COMMUNITY CLINIC			11	100%	11
FAST TRACK URGENT CARE CENTER - TYRONE			11	100%	11
UNIVERSITY MEDICAL CENTER SUITES		7	4	36%	11
PROMEDICA LABORATORIES		10	1	9%	11
NEW YORK STATE ELR - NORTH CENTRAL BRONX HOSP		10	1	9%	11
NEW YORK STATE ELR - CATHOLIC HEALTH SERVICES REGIONAL LABORATORY		8	2	20%	10
NEW YORK STATE ELR - SOUTHSIDE HOSPITAL NORTHWELL HEALTH LABORATORY		9	1	10%	10
BROWARD HEALTH CARE			10	100%	10
PARKWEST MEDICAL CENTER		9	1	10%	10
LAKE MARY KIDS CENTRA CARE			10	100%	10
ACADIAN DIAGNOSTIC LABORATORIES		8	2	20%	10
LAKE BALDWIN CBOC		9	1	10%	10
BioReference Laboratories, Inc			10	100%	10
UMHC/SYLVESTER AT KENDALL		1	9	90%	10
NEW YORK STATE ELR - HUDSON VALLEY HOSPITAL CENTER LABORATORY		9	1	10%	10
NEW YORK STATE ELR - JAMAICA HOSPITAL MEDICAL CENTER		10			10
UNIV OF MIAMI			10	100%	10
MAINSTREET FAMILY CARE		1	9	90%	10
AFC URGENT CARE		1	9	90%	10
KEYS MEDICAL GROUP			10	100%	10
ADVENTHEALTH CENTRA CARE ORMOND BEACH			10	100%	10
BROAD INSTITUTE CLINICAL SEQUENCING RESEARCH PLATFORM		8	2	20%	10
CORE LABORATORY		1	9	90%	10
KEY PRIMARY CASE			10	100%	10
SOLARIS HEALTHCARE OSCEOLA		10			10
SOUTHEAST ALABAMA MEDICAL CENTER			10	100%	10
BAYCARE LABORATORIES		1	9	90%	10
SANFORD MOBILE LAB		8	2	20%	10
MEDICAL LABORATORY DIAGNOSTICS			10	100%	10
JAMES A HALEY VETERAN'S HOSPITAL			10	100%	10
NEW JERSEY DEPARTMENT OF HEALTH COMMUNICABLE DISEASE SERVICE		3	7	70%	10
NEW YORK PRESBYTERIAN - ALLEN HOSPITAL		10			10
ARCPPOINT LABS - BIRMINGHAM		10			10
LABCORP BURLINGTON CYTO		8	2	20%	10
PRMG - EAST NAPLES		5	5	50%	10
PINELLAS COUNTY HEALTH DEPARTMENT		2	8	80%	10

COVID-19: testing by laboratory

Data through Sep 15, 2020 verified as of Sep 16, 2020 at 09:25 AM

Data in this report are provisional and subject to change.

The numbers in the table below represent the number of Florida and non-Florida residents for whom test results were received by the Department of Health. A person can be tested by more than one laboratory and can have both positive and negative results. **Therefore, the sum of the numbers in each column will be larger than the total number of people tested.**

Reporting lab	Inconclusive	Negative	Positive	Percent positive	Total
SPECIALITY LABORATORIES,INC		9	1	10%	10
FLORIDA DEPARTMENT OF HEALTH IN HILLSBOROUGH COUNTY			9	100%	9
ADVENTHEALTH PEDIATRICS/LAKE MARY PEDS		8	1	11%	9
PALM BAY URGENT CARE			9	100%	9
NEW YORK STATE ELR - LONG ISLAND JEWISH MED CTR		9			9
MHHS All Lab Subsection		9			9
FLORIDA HOSPITAL LABS			9	100%	9
MOUNT DORA PEDIATRICS		8	1	11%	9
ST CATHERINE OF SIENA HOSPITAL		9			9
MINUTECLINIC DIAGNOSTIC OF RHODE ISLAND, LLC #212		9			9
NORTH CAROLINA DEPARTMENT OF HEALTH & HUMAN SERVICES			9	100%	9
BIOFIRE		1	8	89%	9
GENUS3		3	6	67%	9
ADVENT HEALTH NEW SMYRNA BEACH			9	100%	9
FLORIDA PEDIATRICS			9	100%	9
GCPM MANUAL MICROBIOLOGY		1	8	89%	9
CREATIVE TESTING SOLUTIONS		3	6	67%	9
CENTURY HEALTH AND REHABILITATION CENTER			9	100%	9
MASSACHUSETTS GENERAL HOSPITAL		1	8	89%	9
PATHOGENIUS LABORATORIES		2	7	78%	9
MINUTECLINIC #4760		9			9
HEALTHQUEST LABORATORIES		2	7	78%	9
ST VINCENT'S EAST LABORATORY		8	1	11%	9
BAPTIST MEDICAL PLAZA AT CORAL GABLES URGENT CARE		6	3	33%	9
BAY CARE OCCUPATIONAL CLINIC			9	100%	9
MICHIGAN DEPARTMENT OF HEALTH AND HUMAN SERVICES			9	100%	9
EXOSOME DIAGNOSTICS		9			9
CVS PHARMACY			9	100%	9
ST ELIZABETH MEDICAL CENTER LABORATORY		8	1	11%	9
BAY PINES VA		1	8	89%	9
LONGWOOD FAMILY PRACTICE		8			8
LONGLEAF DIAGNOSTIC LABORATORIES		2	6	75%	8
UNIVERSITY HOSPITAL - STONY BROOK EASTERN		8			8
WIMAUMA COMMUNITY HEALTH CENTER		3	5	63%	8
BAPTIST MEDICAL PLAZA AT DAVIE URGENT CARE CENTER		5	3	38%	8
EXECUTIVE MEDICAL SERVICES		8			8
X-GENE MOLECULAR LABS		1	7	88%	8
WOLFSON (USE BAPTIST)			8	100%	8
EVERLYWELL		4	4	50%	8
BAPTIST HEALTH URGENT CARE AT PINECREST		6	2	25%	8
BOZEMAN HEALTH DEACONESS HOSPITAL		5	3	38%	8
CVS PHARMACY # 10423		7	1	13%	8
Maury Regional Hospital		5	3	38%	8
NEW YORK STATE ELR - JAMES J PETERS VA MEDICAL CENTER		6	2	25%	8
AIM LABORATORIES			8	100%	8
SYLVESTER AT PLANTATION LABORATORY		7	1	13%	8

COVID-19: testing by laboratory

Data through Sep 15, 2020 verified as of Sep 16, 2020 at 09:25 AM

Data in this report are provisional and subject to change.

The numbers in the table below represent the number of Florida and non-Florida residents for whom test results were received by the Department of Health. A person can be tested by more than one laboratory and can have both positive and negative results. **Therefore, the sum of the numbers in each column will be larger than the total number of people tested.**

Reporting lab	Inconclusive	Negative	Positive	Percent positive	Total
COMMUNITY HEALTH CENTER		2	6	75%	8
BAYONET POINT MEDICAL CENTER			8	100%	8
STATE LAB		1	7	88%	8
GLEN OAKS HEALTH AND REHABILITATION CENTER			8	100%	8
APPLE DIAGNOSTICS LAB		3	5	63%	8
DALE MEDICAL CENTER		4	4	50%	8
NEW YORK STATE ELR - ELMHURST HOSPITAL CENTER		7	1	13%	8
LEE MEMORIAL LAB GULF COAST	2		6	75%	8
DOCTOR'S IN HOUSE LAB			8	100%	8
THE COMMONWEALTH OF MASSACHUSETTS			8	100%	8
ST. JOSEPH HOSPITAL AND HEALTH CARE INC.			8	100%	8
ARNOT OGDEN MEDICAL CENTER LABORATORY		8			8
ST JOSEPH HOSPITAL		7	1	13%	8
GENEUS DIAGNOSTICS			8	100%	8
PRATTVILLE BAPTIST HOSPITAL		7	1	13%	8
CHEMISYS LABORATORIES			8	100%	8
SPORTS DRUG TESTING LABORATORY			8	100%	8
ASCENSION ST. VINCENT'S PRIMARY CARE			8	100%	8
ARCHBOLD MEMORIAL HOSPITAL/LAB		3	4	57%	7
BAYCARE MEDICAL GROUP INC			7	100%	7
CENTRA CARE HUNTER'S CREEK		1	6	86%	7
CENTRA CARE SAINT CLOUD		5	2	29%	7
PARAMOUNT URGENT CARE - ORLANDO			7	100%	7
HEALTHMARK REGIONAL HOSPITAL LAB		3	4	57%	7
CLEVELAND CLINIC			7	100%	7
NEW YORK STATE ELR - BROOKLYN HOSPITAL CENTER DOWNTOWN CAMPUS		7			7
ABBOTT			7	100%	7
AMERICAN FAMILY CARE			7	100%	7
LAB CORP OF AMERICA		2	5	71%	7
PCB CLINIC			7	100%	7
WALGREENS #03413		5	2	29%	7
INTERMOUNTAIN CENTRAL LAB		1	6	86%	7
ORMOND BEACH CENTRA CARE			7	100%	7
NO NAME		5	2	29%	7
MEDEMERGE		6	1	14%	7
NITE LITE PEDIATRICS - PORT ST. LUCIE		2	5	71%	7
UNIPATH			7	100%	7
NATIONS BEST FAMILY HEALTH CARE			7	100%	7
PRECISION GENETICS			7	100%	7
LABCORP - NAPLES		1	6	86%	7
NORTH BAY HOSPITAL			7	100%	7
ROCKLEDGE			7	100%	7
QUE		4	3	43%	7
LABCORP - BRANDON		3	4	57%	7
FLORIDA DEPARTMENT OF HEALTH IN LAKE COUNTY		3	4	57%	7
FLORIDA CLINICAL LAB			7	100%	7

COVID-19: testing by laboratory

Data through Sep 15, 2020 verified as of Sep 16, 2020 at 09:25 AM

Data in this report are provisional and subject to change.

The numbers in the table below represent the number of Florida and non-Florida residents for whom test results were received by the Department of Health. A person can be tested by more than one laboratory and can have both positive and negative results. **Therefore, the sum of the numbers in each column will be larger than the total number of people tested.**

Reporting lab	Inconclusive	Negative	Positive	Percent positive	Total
LEE COUNTY HEALTH DEPARTMENT		4	3	43%	7
NEWYORK-PRESBYTERIAN/ LAWRENCE HOSPITAL LABORATORY		7			7
GRAND ST PAUL CVS		7			7
EMERALD COAST URGENT CARE, LLC		1	6	86%	7
FLORIDA HOSPITAL KISSIMMEE		4	3	43%	7
MICHIGAN DEPARTMENT OF COMMUNITY HEALTH		1	5	83%	6
METRO KNOXVILLE HMA		5	1	17%	6
CENTRA CARE – APOPKA			6	100%	6
CAPITAL HEALTH PLAN LABORATORIES			6	100%	6
DIACARTA INC.		6			6
FLORIDA HOSPITAL		1	5	83%	6
RICHMOND UNIVERSITY MEDICAL CENTER		5	1	17%	6
QUOTIENT SCIENCES			6	100%	6
COVANCE CENTRAL LABORATORY			6	100%	6
BAYFRONT HEALTH PUNTA GORDA			6	100%	6
VIRTUA VOORHEES HOSPITAL		4	2	33%	6
LABCORP NEW PORT RICHEY			6	100%	6
FLORIDA WOMAN CARE LABORATORY			6	100%	6
GENE STREET LABORATORIES, LLC		6			6
ADVENTHEALTH CENTRA CARE ORANGE CITY			6	100%	6
SHELBY BAPTIST MEDICAL CENTER		2	4	67%	6
ADVENTHEALTH CENTRA CARE - HUNTERS CREEK			6	100%	6
EXPRESS CARE OF BELLEVIEW		6			6
DOH JACKSONVILLE CENTRAL LABORATORY		3	3	50%	6
ROCKLEDGE FAMILY HEALTH			6	100%	6
DCH REGIONAL MEDICAL CENTER LABORATORY		6			6
ACH			6	100%	6
WATAUGA MEDICAL CENTER		4	2	33%	6
TAMIAMI LAB MILLENIUM			6	100%	6
BOCA RATON REGIONAL HOSPITAL LAB			6	100%	6
LAKELAND REGIONAL HEALTH			6	100%	6
BROOKWOOD BAPTIST MEDICAL CENTER		6			6
NICHOLS INSTITUTE QUEST DIAGNOSTICS	1	2	3	50%	6
LAWTON CHILES HEALTH CENTER		1	5	83%	6
BEAUMONT LABORATORY			6	100%	6
BAYSHORE DIAGNOSTICS		5	1	17%	6
PALMETTO HEALTH ALLIANCE		3	3	50%	6
TOTAL ACCESS URGENT CARE			6	100%	6
TRUE HEALTH DIAGNOSTICS		1	5	83%	6
HEALTH CARE LABORATORY SERVICES			6	100%	6
MINUTECLINIC DIAGNOSTIC OF TEXAS, LLC		5			5
TMH PHYSICIAN PARTNERS - MONTICELLO		5			5
THOMAS JEFFERSON UNIVERSITY HOSPITAL		4	1	20%	5
WASHINGTON REHABILITATION AND NURSING CENTER		5			5
WADSWORTH CENTER - DAVID AXELROD INSTITUTE		5			5
WEST PACIFIC MEDICAL LABORATORY			5	100%	5

COVID-19: testing by laboratory

Data through Sep 15, 2020 verified as of Sep 16, 2020 at 09:25 AM

Data in this report are provisional and subject to change.

The numbers in the table below represent the number of Florida and non-Florida residents for whom test results were received by the Department of Health. A person can be tested by more than one laboratory and can have both positive and negative results. **Therefore, the sum of the numbers in each column will be larger than the total number of people tested.**

Reporting lab	Inconclusive	Negative	Positive	Percent positive	Total
RIVERSIDE MEDICAL GROUP		4	1	20%	5
XRL SXF REF LAB		5			5
CENTRA CARE - LAKE NONA		1	4	80%	5
UNKNOWN LAB			5	100%	5
UNIVERSITY OF MIAMI HEPATOLOGY DIAGNOSTIC LABORATORY			5	100%	5
UPMC HEALTH SYSTEM		4	1	20%	5
VRL EUROFINs		3	2	40%	5
VA COMMUNITY CLINIC			5	100%	5
ONEIDA HEALTHCARE CENTER		5			5
OMNICARE PHARMACY OF TEXAS 1, LP DBA OMNICARE		5			5
NORTHWESTERN MEMORIAL HOSPITAL			5	100%	5
NEW YORK STATE ELR - BELLEVUE HOSPITAL CENTER DEPARTMENT		5			5
BAY CARE			5	100%	5
BAYCARE ALLIANT HOSPITAL			5	100%	5
NORTH OKALOOSA PHYSICIAN GROUP		5			5
BROWARD COUNTY HEALTH DEPT.			5	100%	5
NEW YORK STATE ELR - LONG ISLAND JEWISH VALLEY STREAM		5			5
BIOTECH			5	100%	5
BLOUNT MEMORIAL HOSPITAL		5			5
NORTHSHORE UNIVERSITY HEALTHSYSTEM EVANSTON HOSPITAL LAB			5	100%	5
ROBERT WOOD JOHNSON HOSPITAL		4	1	20%	5
SUNCOAST URGENT CARE			5	100%	5
STATEN ISLAND UNIVERSITY HOSPITAL		5			5
ST VINCENT'S CHILTON		4	1	20%	5
THE VILLAGES CLINICAL LAB		4	1	20%	5
MINUTECLINIC DIAGNOSTIC OF TEXAS, LLC #2580		5			5
AEL KNOXVILLE			5	100%	5
SANTA ROSA HMA PHYS MGMT		5			5
SAINT PETER'S UNIVERSITY HOSPITAL		5			5
CAREWELL 301 - WARWICK			5	100%	5
ALTAMONTE PEDIATRIC ASSOCIATES		5			5
ST ANTHONY NORTH			5	100%	5
MONTEFIORE ST LUKE'S CORNWALL HOSPITAL		4	1	20%	5
LEHIGH VALLEY HOSPITAL		3	2	40%	5
INDIAN RIVER CHD VERO BEACH		4	1	20%	5
FINLAY C. LABORATORY		3	2	40%	5
LABCORP DIAGNOSTICS-MIAMI		2	3	60%	5
COMMUNITY HEALTH OF SOUTH FLORIDA			5	100%	5
FRANCES WARDE MEDICAL LABORATORY		2	3	60%	5
COLORADO DEPARTMENT OF PUBLIC HEALTH AND ENVIRONMENT			5	100%	5
GADSDEN REGIONAL MEDICAL CENTER		5			5
LIFE CARE CENTER OF ALTAMONTE SPRINGS			5	100%	5
LUXOR SCIENTIFIC LLC			5	100%	5
EMERGENCY MEDICAL CENTER			5	100%	5
JFK MEDICAL CENTER NORTH LAB			5	100%	5
Cleveland Clinic Laboratories		1	4	80%	5

COVID-19: testing by laboratory

Data through Sep 15, 2020 verified as of Sep 16, 2020 at 09:25 AM

Data in this report are provisional and subject to change.

The numbers in the table below represent the number of Florida and non-Florida residents for whom test results were received by the Department of Health. A person can be tested by more than one laboratory and can have both positive and negative results. **Therefore, the sum of the numbers in each column will be larger than the total number of people tested.**

Reporting lab	Inconclusive	Negative	Positive	Percent positive	Total
DORAL URGENT CARE			5	100%	5
MANATEE PEDIATRICS			5	100%	5
LINCOLN MEDICAL AND MENTAL HEALTH CENTER		5			5
CHILDREN'S HOSPITAL OF PHILADELPHIA		5			5
HOLY NAME MEDICAL CENTER		5			5
LAKE WALES MEDICAL CENTER INC			5	100%	5
QUEST DIAGNOSTIC			4	100%	4
LAKELAND REGIONAL RESPIRATORY CARE CENTER			4	100%	4
WALGREENS #17132		4			4
INTERMARKET FACILITY			4	100%	4
WALGREENS #11293		4			4
TA LABCORP TAMPA			4	100%	4
CAPE REGIONAL MEDICAL CENTER		4			4
UAB		3	1	25%	4
CAPE COD HOSPITAL			4	100%	4
QUEST DIAGNOSTIC INC TECHINICAL			4	100%	4
WALGREENS #09353		4			4
Northwell Lab			4	100%	4
EXPRESS TESTING-ONE			4	100%	4
COLLIER COUNTY HEALTH DEPT.		2	2	50%	4
WALGREENS NO 09204		4			4
DAVITA LABORATORY		4			4
MI2297090CV HOLLAND-23D2189684		4			4
CVS/PHARMACY #10373		4			4
UCLA HEALTHCARE CLINICAL LABS			4	100%	4
NEW HAMPSHIRE DEPARTMENT OF HEALTH AND HUMAN SERVICES		3	1	25%	4
MEDLOGIC, LLC		1	3	75%	4
WALGREENS #6637		4			4
MEDONE URGENT CARE CENTER		2	2	50%	4
VA GULF COAST VETERANS HEALTH CARE SYSTEM			4	100%	4
NORTHERN DUTCHESS HOSPITAL LABORATORY		4			4
DOCTOR'S IN-HOUSE LAB/COMMUNITY HEALTH CENTERS OF PINELLAS -PINELLAS P			4	100%	4
PEDIATRIC HEALTH CARE ALLIANCE			4	100%	4
CVS PHARMACY, INC DBA CVS/PHARMACY #10581		4			4
AURORA DIAGNOSTICS			4	100%	4
BAPTIST MEDICAL CENTER EAST		2	2	50%	4
NEW YORK STATE ELR - NEW YORK PRESBYTERIAN-LOWER MANHATTAN		4			4
MAINSTREET FAMILY SELECT		1	3	75%	4
TITUSVILLE/ADVENT CENTRA CARE			4	100%	4
DOCTORS CLINICAL LABORATORY, INC		3	1	25%	4
NEW YORK STATE ELR - ORANGE REGIONAL MEDICAL CENTER LABORATORY		4			4
NEW YORK STATE ELR - SAMARITAN HOSPITAL LABORATORY		4			4
VILLAGE DOCTORS		1	3	75%	4
WALGREENS #04834		4			4
FLORIDA HOSPITAL ALTAMONTE		2	2	50%	4
DOCTORS URGENT CARE			4	100%	4

COVID-19: testing by laboratory

Data through Sep 15, 2020 verified as of Sep 16, 2020 at 09:25 AM

Data in this report are provisional and subject to change.

The numbers in the table below represent the number of Florida and non-Florida residents for whom test results were received by the Department of Health. A person can be tested by more than one laboratory and can have both positive and negative results. **Therefore, the sum of the numbers in each column will be larger than the total number of people tested.**

Reporting lab	Inconclusive	Negative	Positive	Percent positive	Total
WALGREENS #05398		3	1	25%	4
CVS			4	100%	4
IRL MARKET LAB			4	100%	4
SAMARITAN MEDICAL CENTER		4			4
BAPTIST MEDICAL PLAZA AT BRICKELL		4			4
QUEST DIAGNOSTICS- MELBOURNE			4	100%	4
IU HEALTH PATHOLOGY			4	100%	4
GENUS DIAGNOSTICS			4	100%	4
GULF COAST MEDICAL GROUP			4	100%	4
FISHERMEN'S HOSPITAL			4	100%	4
LABCORP-CRYSTAL RIVER		1	3	75%	4
AARK LABORATORY		4			4
STATEN ISLAND UNIVERSITY HOSPITAL SEGUINE AVE		4			4
PHELPS HOSPITAL LABORATORY		4			4
ABBOTT NORTHWESTERN HOSPITAL LAB		1	3	75%	4
UNIVERSITY HOSPITAL		2	2	50%	4
METHODIST MEDICAL CENTER		3	1	25%	4
BETH ISRAEL DEACONESS MEDICAL CENTER			4	100%	4
LABCORP RARITAN		4			4
COVENIENT CARE MEDICAL CLINIC			4	100%	4
DTR LABS		3	1	25%	4
SOUTHWESTERN REGIONAL MEDICAL CENTER - TULSA		4			4
MISSOURI DEPARTMENT OF HEALTH AND SENIOR SERVICES			4	100%	4
WOODHULL MEDICAL AND MENTAL HEALTH CTR		4			4
MINUTECLINIC DIAGNOSTIC OF RHODE ISLAND, LLC #590		4			4
UNIVERSITY OF CHICAGO MEDICAL CENTER LAB			4	100%	4
MINUTECLINIC DIAGNOSTIC OF ILLINOIS		4			4
PARROTT MEDICAL CLINIC			4	100%	4
FAMILY HEALTH CENTERS OF SWF LABS		1	3	75%	4
FORT SANDERS REGIONAL LABORATORY		4			4
CELAL GUROL ERBAY, MD			4	100%	4
ILLINOIS DEPT OF PUBLIC HEALTH LAB - SPRINGFIELD			4	100%	4
CONNECTDX			4	100%	4
DELAWARE CVS PHARMACY, LLC		4			4
ST CHARLES HOSPITAL LABORATORY		4			4
SONIC REFERENCE LABORATORY			4	100%	4
PROMEDICA LABORATORIES		4			4
METROPOLITAN HOSPITAL CENTER		4			4
SONORA QUEST LABORATORIES			4	100%	4
PRECISION LABS LLC		1	3	75%	4
OKLAHOMA STATE UNIVERSITY DIAGNOSTIC LAB			4	100%	4
NAPHCARE, INC.			4	100%	4
APPALACHIAN REGIONAL HEALTHCARE SYSTEM		4			4
LABCORP - ORLANDO		1	2	67%	3
PENNSYLVANIA DEPARTMENT OF HEALTH BUREAU OF LABORATORIES			3	100%	3
CONEY ISLAND HOSPITAL		3			3

COVID-19: testing by laboratory

Data through Sep 15, 2020 verified as of Sep 16, 2020 at 09:25 AM

Data in this report are provisional and subject to change.

The numbers in the table below represent the number of Florida and non-Florida residents for whom test results were received by the Department of Health. A person can be tested by more than one laboratory and can have both positive and negative results. **Therefore, the sum of the numbers in each column will be larger than the total number of people tested.**

Reporting lab	Inconclusive	Negative	Positive	Percent positive	Total
NORTH BROWARD HOSPITAL DISTRICT HEALTHCARE FOR THE HOMELESS			3	100%	3
NORTH FLORIDA PEDIATRICS JASPER			3	100%	3
NORTH FLORIDA PEDIATRICS-MARIANNA			3	100%	3
BAYCARE OUTREACH LABORATORY HOSPITAL			3	100%	3
BAPTIST HEALTH URGENT CARE MIAMI BEACH		2	1	33%	3
PALMS WEST HOSPITAL			3	100%	3
QUEST ELR		2	1	33%	3
BAY CARE LAB SERVICES/ST. ANTHONY'S HOSPITAL			3	100%	3
EISENHOWER ARMY MEDICAL CENTER			3	100%	3
GLEN COVE HOSPITAL		3			3
LIFE CARE CENTER OF HILLIARD			3	100%	3
TIMBER RIDGE LABORATORY			3	100%	3
PUBLIC HEALTH LAB		3			3
JOE DIMAGGIO CHILDREN'S HOSPITAL		1	2	67%	3
MADISON HEALTH AND REHAB			3	100%	3
PATIENTS FIRST LAKE ELLA MEDICAL CENTER		3			3
JOHNS HOPKINS MEDICAL LABORATORIES		1	2	67%	3
VIRACOR		2	1	33%	3
QUATRACOR PLLC		3			3
CORAL GABLES HOSPITAL			3	100%	3
COOPER HOSPITAL/UNIVERSITY MEDICAL		3			3
PATIENT FIRST - ALLENTOWN			3	100%	3
EGL GENETICS DIAGNOSTICS			3	100%	3
NORTHERN WESTCHESTER HOSPITAL LABORATORY		3			3
PALM BEACH COUNTY HEALTH DEPARTMENT LABORATORY			3	100%	3
BEEBE MEDICAL CENTER LABORATORY		3			3
NORTHERN LIGHT LABORATORY		1	2	67%	3
LABCORP PHOENIX		1	2	67%	3
DOH-TAMPA BRANCH LABORATORY (MLK BLVD)			3	100%	3
PENN MEDICINE PRINCETON MEDICAL CENTER		3			3
ADVENT HEALTH LAKE WALES MEDICAL GROUP		2	1	33%	3
LAHEY CLINIC MEDICAL CENTER			3	100%	3
UAB DIV OF INFECTIOUS DISEASES LAB		3			3
VA OUTPATIENT			3	100%	3
GENEVA GENERAL HOSPITAL LABORATORY		3			3
KETTERING HEALTH			3	100%	3
COUNTY OF LOS ANGELES			3	100%	3
NOVANT HEALTH INPATIENT CARE			3	100%	3
BARONESS ERLANGER HOSPITAL		3			3
LABCORP - PALM BEACH GARDENS			3	100%	3
NORTH NAPLES HOSPITAL RESPIRATORY THERAPY DEPARTMENT			3	100%	3
QUEST DIAGNOSTICS INCORPORATED			3	100%	3
PRIMARY CARE OF THE TREASURE COAST			3	100%	3
BIODESIX, INC.		3			3
PRISMA HEALTH MIDLANDS			3	100%	3
LAKE NONA MEDICAL SERVICES		2	1	33%	3

COVID-19: testing by laboratory

Data through Sep 15, 2020 verified as of Sep 16, 2020 at 09:25 AM

Data in this report are provisional and subject to change.

The numbers in the table below represent the number of Florida and non-Florida residents for whom test results were received by the Department of Health. A person can be tested by more than one laboratory and can have both positive and negative results. **Therefore, the sum of the numbers in each column will be larger than the total number of people tested.**

Reporting lab	Inconclusive	Negative	Positive	Percent positive	Total
KEY WEST HEALTH AND REHAB			3	100%	3
KEY WEST URGENT CARE, INC		3			3
NEW YORK STATE ELR - COLUMBIA MEMORIAL HOSPITAL LABORATORY		3			3
IOWA DEPARTMENT OF PUBLIC HEALTH			3	100%	3
SCIENTIFIC LABORATORY DIVISION			3	100%	3
NEW YORK STATE ELR - ELLIS HOSPITAL LABORATORY		3			3
WILLIAM A HINTON STATE LABORATORY INSTITUTE		1	2	67%	3
WALGREENS #19348		3			3
ETHOS LABORATORIES		3			3
WALGREENS #10775		3			3
MINUTECLINIC, LLC #08366		2	1	33%	3
ASCENSION ST VINCENT'S SOUTHSIDE			3	100%	3
NEW YORK STATE ELR - INSTITUTE OF PATHOLOGY KINGS COUNTY		3			3
TELEVISIT MALABAR PEDIATRICS			3	100%	3
TANNER MEDICAL CENTER EAST AL		3			3
NEW YORK STATE ELR - GLENS FALLS HOSPITAL DEPARTMENT OF PATHOLOGY		3			3
WEST			3	100%	3
SSM HEALTH ST LOUIS MICROBIOLOGY LABORATORY		1	2	67%	3
ST JOSEPH WOMENS HOSPITAL			3	100%	3
ILLINOIS DEPARTMENT OF PUBLIC HEALTH			3	100%	3
WALGREENS #5317		3			3
AMERICAN FAMILY CARE- ORANGE BEACH			3	100%	3
ACCESS HEALTH CARE		2	1	33%	3
DEACONESS HOSPITAL			3	100%	3
MOLECULAR PATHOLOGY LABORATORY			3	100%	3
INDIANA STATE DEPARTMENT OF HEALTH		1	2	67%	3
ALACHUA COUNTY HEALTH DEPARTMENT			3	100%	3
WESLEY CHAPEL INTERNAL MEDICINE AND PEDIATRICS			3	100%	3
MONTANA DEPARTMENT OF PUBLIC HEALTH & HUMAN SERVICES			3	100%	3
MONTANA PUBLIC HEALTH LAB			3	100%	3
CENTRAL FLORIDA HEALTH CARE INC			3	100%	3
ADVANCED LAB			3	100%	3
MEDONE URGENT CARE AT ST. AUGUSTINE			3	100%	3
CAPTAIN JAMES A. LOVELL FEDERAL HEALTHCARE CENTER			3	100%	3
SHARP MEMORIAL HOSPITAL MICROBIOLOGY DEPT			3	100%	3
SIGNATURE CARE PFLUGERVILLE			3	100%	3
DMH STEINHATCHEE FAMILY MEDICINE		1	2	67%	3
MEDRITE			3	100%	3
DACH MAIN LAB			3	100%	3
MIAMI CANCER INSTITUTE			3	100%	3
MARY IMOGENE BASSETT HOSPITAL COOPERSTOWN		3			3
HELIX DIAGNOSTICS			3	100%	3
ST LUKES HOSPITAL LABORATORY		2	1	33%	3
NEW YORK STATE ELR - NEW YORK METHODIST HOSPITAL		3			3
JACKSON SOUTH COMMUNITY HOSPITAL LAB			3	100%	3
MARYLAND STATE DEPT OF HEALTH	2		1	33%	3

COVID-19: testing by laboratory

Data through Sep 15, 2020 verified as of Sep 16, 2020 at 09:25 AM

Data in this report are provisional and subject to change.

The numbers in the table below represent the number of Florida and non-Florida residents for whom test results were received by the Department of Health. A person can be tested by more than one laboratory and can have both positive and negative results. **Therefore, the sum of the numbers in each column will be larger than the total number of people tested.**

Reporting lab	Inconclusive	Negative	Positive	Percent positive	Total
MAYO		1	2	67%	3
FLORIDA CLINICAL LABORATORY - BIOREFERENCE LABORATORIES		2	1	33%	3
DEPARTMENT OF VETERANS AFFAIRS ORLANDO MEDICAL CENTER			3	100%	3
VIRGINIA DIVISION OF CONSOLIDATED LABORATORIES			3	100%	3
NEW YORK STATE ELR - VA NEW YORK HARBOR HEALTHCARE SYSTEM		3			3
RIVERVIEW REGIONAL MEDICAL CENTER		3			3
THE UNIVERSITY OF VERMONT MEDICAL CENTER		3			3
UNIVERSITY OF MIAMI			3	100%	3
MARSHALL MEDICAL CENTER SOUTH LAB		2	1	33%	3
WAKEMED		1	2	67%	3
THE CLINIC OF PEDIATRICS & GI MEDICINE, INC			3	100%	3
HEALTHY MINORS, LLC.		3			3
SANFORD SOUTH UNIVERSITY		3			3
FAMILY AND INTERNAL MEDICINE AT AVALON PARK		3			3
NEW YORK STATE ELR - MONTEFIORE MEDICAL CENTER LABORATORIES NORTH		3			3
GUTHRIE MEDICAL GROUP LABORATORIES		3			3
CVS SC2297110CV CHARLSTON		3			3
CALHOUN LIBERTY HOSPITAL			3	100%	3
RIVERVIEW MEDICAL CLINIC		2			2
SPARROW CENTRAL LAB			2	100%	2
CORE BIO LABS			2	100%	2
PHYSICIANS IMMEDIATE CARE AURORA			2	100%	2
GALEN BAYLOR EXTENSION		2			2
SOUTHEAST GEORGIA HEALTH SYSTEM			2	100%	2
SOUTHEASTERN PEDIATRIC ASSOCIATES			2	100%	2
PHYSICIANS LABORATORY SERVICES			2	100%	2
PREMIER LABORATORY SERVICES, LLC			2	100%	2
SOUTHEASTERN REGIONAL MEDICAL CENTER			2	100%	2
SOUTHERN OCEAN MEDICAL CENTER		2			2
PRECISION DIAGNOSTICS INC - NJ		2			2
PRECISION DIAGNOSTIC INC		2			2
LABCORP SOUTH CHARLESTON			2	100%	2
ALTRU DIAGNOSTICS INC			2	100%	2
ALVERNO CLINICAL LABORATORIES			2	100%	2
PIEDMONT HOSPITAL LAB			2	100%	2
ST LUKES HOSPITAL			2	100%	2
DYNACARE LABORATORIES			2	100%	2
UNIVERSITY HOSPITAL OF BROOKLYN		2			2
PLANTATION BAY REHAB FACILITY		1	1	50%	2
ST. JOSEPH REGIONAL MEDICAL CENTER			2	100%	2
DEPARTMENT OF PATHOLOGY ROME MEMORIAL		2			2
ST PETERSBURG PEDIATRICS-EAST BAY			2	100%	2
ST JOSEPHS CHILDRENS HOSPITAL OUTREACH			2	100%	2
UNIVERSITY OF MARYLAND MEDICAL CENTER			2	100%	2
HOME ACCESS HEALTH			2	100%	2
UNIVERSITY OF AL STUDENT HEALTH CENTER			2	100%	2

COVID-19: testing by laboratory

Data through Sep 15, 2020 verified as of Sep 16, 2020 at 09:25 AM

Data in this report are provisional and subject to change.

The numbers in the table below represent the number of Florida and non-Florida residents for whom test results were received by the Department of Health. A person can be tested by more than one laboratory and can have both positive and negative results. **Therefore, the sum of the numbers in each column will be larger than the total number of people tested.**

Reporting lab	Inconclusive	Negative	Positive	Percent positive	Total
UNIVERSITY OF KANSAS MEDICAL CENTER			2	100%	2
DEKALB MEDICAL CENTER LABORATORY			2	100%	2
JACKSON LABORATORY OF GENOMIC MEDICINE		2			2
SANFORD REGIONAL HOSPITAL WORTHINGTON		2			2
SARASOTA MEMORIAL MEDICAL URGENT CARE CENTER			2	100%	2
QUEST DIAGNOSTICS-OCALA-SW HIGHWAY 200		2			2
QUEST DIAGNOSTICS-OCALA-SE 3RD		2			2
TRINITAS REGIONAL MEDICAL CENTER		1	1	50%	2
TUFTS MEDICAL CENTER			2	100%	2
LAB CORP PHOENIX			2	100%	2
GENETIC ASSAYS INC			2	100%	2
SARNO EXTENDED HOURS			2	100%	2
SCDHEC BUREAU OF LABORATORIES			2	100%	2
KORGENE LAB			2	100%	2
TRICORE REFERENCE LABORATORY		1	1	50%	2
ROCKEFELLER UNIVERSITY CLINICAL GENOMICS LABORATOR		2			2
GREENVILLE MEMORIAL HOSPITAL LAB			2	100%	2
JOHN D. ARCHBOLD MEM. HOSPITAL			2	100%	2
THOMAS LANGLEY			2	100%	2
JERSEY SHORE MEDICAL CENTER		2			2
BAPTIST HEALTH MEDICAL CENTER			2	100%	2
JOHNSON CITY MEDICAL CENTER		1	1	50%	2
RUSH UNIVERSITY MEDICAL CENTER LABORATORY			2	100%	2
JRS LABORATORY			2	100%	2
GEORGIA DEPARTMENT OF PUBLIC HEALTH			2	100%	2
BAPTIST HEALTH URGENT CARE AT SAWGRASS		2			2
TREASURE COAST COMMUNITY HEALTH			2	100%	2
ARNOLD PALMER HOSPITAL LABORATORY			2	100%	2
LABCORP - STUART		1	1	50%	2
ALABAMA DEPARTMENT OF PUBLIC HEALTH			2	100%	2
GEISINGER MEDICAL CENTER		2			2
HEALTH FIRST IBM-UX			2	100%	2
APOLLO SURGERY CENTER			2	100%	2
PRORENATA LABS			2	100%	2
STEWART ST ELIZABETH MEDICAL CENTER			2	100%	2
GANDY CROSSING CARE CENTER			2	100%	2
PREMIER MEDICAL LABORATORY			2	100%	2
ANGEL KIDS PEDIATRICS-BARTRAM PARK		2			2
UK HEALTHCARE			2	100%	2
AMERICAN MEDICAL LABORATORIES			2	100%	2
PTC LABORATORIES			2	100%	2
SHANDS AT LAKE SHORE LAB			2	100%	2
UC CORAL GABLES			2	100%	2
SYLVAN NURSING			2	100%	2
TALLAHASSEE MEMORIAL HEALTHCARE FAMILY MED RESIDENCY			2	100%	2
INTERNAL MEDICINE SPECIALISTS			2	100%	2

COVID-19: testing by laboratory

Data through Sep 15, 2020 verified as of Sep 16, 2020 at 09:25 AM

Data in this report are provisional and subject to change.

The numbers in the table below represent the number of Florida and non-Florida residents for whom test results were received by the Department of Health. A person can be tested by more than one laboratory and can have both positive and negative results. **Therefore, the sum of the numbers in each column will be larger than the total number of people tested.**

Reporting lab	Inconclusive	Negative	Positive	Percent positive	Total
INTERNAL MEDICINE ASSOCIATES-DUNELLON			2	100%	2
LABCORP - OHIO			2	100%	2
PUBLIC HEALTH LABORATORY	1		1	50%	2
SUNCOAST PATHOLOGY ASSOCIATES			2	100%	2
QUEENS HOSPITAL CENTER		2			2
LABCORP - LEESBURG			2	100%	2
SJH			2	100%	2
NEW YORK STATE ELR - AUBURN COMMUNITY HOSPITAL		2			2
NEW YORK STATE DEPARTMENT OF HEALTH		1	1	50%	2
FELICIDAD MEDICAL CENTER			2	100%	2
OKEECHOBEE HEALTHCARE FACILITY			2	100%	2
OHIO STATE UNIVERSITY MEDICAL CENTER			2	100%	2
OHIO DEPARTMENT OF HEALTH LABORATORY		2			2
VIRTUA MEMORIAL HOSPITAL BURLINGTON COUNTY			2	100%	2
NOT INDICATED			2	100%	2
VA HOSPITAL			2	100%	2
MEDLABS DIAGNOSTICS		2			2
BIOREFERENCE LABORATORIES, INC.		1	1	50%	2
NOVANT HEALTH GOHEALTH URGENT CARE-HARRISBURG			2	100%	2
NOVADX		2			2
OKLAHOMA STATE DEPARTMENT OF HEALTH-PUBLIC HEALTH LABORATORY			2	100%	2
UT MEMPHIS UNIVERSITY HEALTH SERVICES			2	100%	2
FCHC (OB)-DARWIN SQUARE CTR.			2	100%	2
FLORIDA CLINICAL LABORATORY INC			2	100%	2
ABSOLUTE HEALTH INTERNAL MED & PEDIATRICS		2			2
MARSHFIELD LABORATORIES			2	100%	2
CHILDREN'S MEDICAL CENTER			2	100%	2
MONROE COUNTY HOSPITAL		2			2
MONTEFIORE NYACK HOSPITAL AFFILIATED LABORATORY		2			2
OMNICARE PHARMACY OF TEXAS 1		2			2
OMNI			2	100%	2
UT SOUTHWESTERN MEDICAL CENTER			2	100%	2
LEXINGTON MEDICAL CENTER			2	100%	2
MEMORIAL HERMANN CONSOLIDATED LABORATORY SERVICES			2	100%	2
BIRMINGHAM VAMC		1	1	50%	2
NORTH DAKOTA DEPT OF HEALTH MICROBIOLOGY			2	100%	2
VERMONT DEPARTMENT OF HEALTH LABORATORY		1	1	50%	2
ADVANCED URGENT CARE CENTER OF THE UPPER KEYS			2	100%	2
MAINSTREET FAMILY URGENT CARE			2	100%	2
COASTAL MEDICAL LAB			2	100%	2
MAILBOX DIAGNOSTICS		1	1	50%	2
VETERANS OUTPATIENT CLINIC			2	100%	2
MADISON COUNTY MEMORIAL HOSP		1	1	50%	2
BRITO MEDICAL CENTER			2	100%	2
NLC LABS			2	100%	2
VIDANT MEDICAL CENTER			2	100%	2

COVID-19: testing by laboratory

Data through Sep 15, 2020 verified as of Sep 16, 2020 at 09:25 AM

Data in this report are provisional and subject to change.

The numbers in the table below represent the number of Florida and non-Florida residents for whom test results were received by the Department of Health. A person can be tested by more than one laboratory and can have both positive and negative results. **Therefore, the sum of the numbers in each column will be larger than the total number of people tested.**

Reporting lab	Inconclusive	Negative	Positive	Percent positive	Total
EMORY UNIVERSITY HOSPITAL			2	100%	2
VIGILINT HEALTHCARE		1	1	50%	2
LOWELL GENERAL HOSPITAL			2	100%	2
NEBRASKA MEDICAL CENTER			2	100%	2
MAKO MEDICAL			2	100%	2
CAREWELL 202			2	100%	2
MOUNT SINAI HOSPITAL LABORATORY		1	1	50%	2
NORTHWELL HEALTH			2	100%	2
CARL R DARNALL ARMY MEDICAL CENTER			2	100%	2
ERIE COUNTY MEDICAL CTR CLINICAL LABS		2			2
FIRST CARE - MIDDLESBORO			2	100%	2
NORTH SHORE HEMATOLOGY-ONCOLOGY ASSOCIATES, PC		2			2
NATIONWIDE LABORATORY SERVICES		1	1	50%	2
MEDSTAR HARBOR HOSPITAL			2	100%	2
ACL LABORATORIES INDUSTRIAL TOXICOLOGY			2	100%	2
FLORIDA HEALTH CARE PLANS			2	100%	2
Cleveland Clinic Weston			2	100%	2
MEDICAL CENTER ENTERPRISE			2	100%	2
WALGREENS #07388		2			2
CENTRA CARE KIDS WINTER PARK			2	100%	2
CONEMAUGH MEMORIAL MEDICAL CENTER		2			2
PATHLINE			2	100%	2
ADVENTHEALTH CARROLLWOOD			2	100%	2
URGENT CARE TCMA			2	100%	2
WALGREEN EASTERN CO, INC		2			2
COMPUNET CLINICAL LAB			2	100%	2
FAST TRACK URGENT CARE CENTER - DOWNTOWN			2	100%	2
MEMORIAL SLOAN KETTERING CANCER CENTER		1	1	50%	2
WALGREENS # 05818		2			2
LAKEWOOD RANCH ER 24/7			2	100%	2
NEW YORK STATE ELR - ERIE COUNTY PUBLIC HEALTH CLINICAL		2			2
CONSOLIDATED LABORATORY SERVICES			2	100%	2
MIDMICHIGAN MEDICAL CENTER			2	100%	2
YORK HOSPITAL - LABORATORY			2	100%	2
MD 365 MEDICAL CARE PLLC		2			2
MINUTECLINIC DIAGNOSTIC		1	1	50%	2
MEDICAL CENTER AT OCEAN REEF		1	1	50%	2
UNIVERSITY OF WASHINGTON MEDICAL CENTER			2	100%	2
MEYER PEDIATRICS			2	100%	2
NEW YORK STATE ELR - CENTREX CLINICAL LABS INC		2			2
BFT LAB			2	100%	2
WALGREENS #03136		2			2
OSWEGO HOSPITAL LABORATORY		2			2
CELERION			2	100%	2
WHOLE CHILD PEDIATRICS			2	100%	2
COLORADO DEPARTMENT OF HEALTH LABORATORY SERVICES DIVISION			2	100%	2

COVID-19: testing by laboratory

Data through Sep 15, 2020 verified as of Sep 16, 2020 at 09:25 AM

Data in this report are provisional and subject to change.

The numbers in the table below represent the number of Florida and non-Florida residents for whom test results were received by the Department of Health. A person can be tested by more than one laboratory and can have both positive and negative results. **Therefore, the sum of the numbers in each column will be larger than the total number of people tested.**

Reporting lab	Inconclusive	Negative	Positive	Percent positive	Total
WALGREENS # 03852		2			2
BIO-TECH CLINICAL LABORATORIES			2	100%	2
ENGLEWOOD HOSPITAL AND MEDICAL CENTER			2	100%	2
ONslow MEMORIAL HOSPITAL LABORATORY		2			2
URGENT CARE WEST CLINIC			2	100%	2
BAYLOR ESOTERIC AND MOLECULAR LAB			2	100%	2
ADVANCED MEDICAL CARE			2	100%	2
ALLIANCE LABS @LRMC			2	100%	2
BAYFRONT MEDICAL			2	100%	2
LEEESBURG REGIONAL MEDICAL CENTER		1	1	50%	2
FLORIDA MEDICAL CLINIC PA		2			2
CLERMONT ADVENTHEALTH CENTRA CARE			2	100%	2
LEGACY LABORATORY SERVICES			2	100%	2
WALGREENS #03234		1			1
SUNY AT STONY BROOK			1	100%	1
SUNY UPSTATE MEDICAL UNIVERSITY			1	100%	1
Walker BaptistMedCtr			1	100%	1
HARMONY CLINIC			1	100%	1
WALGREENS #04417		1			1
ENZO LABS INC			1	100%	1
SYNERGENE LABORATORY			1	100%	1
HARDIN MEMORIAL HOSPITAL - HEARTLAND PATHOLOGY CONSULTANTS			1	100%	1
HARLEM HOSPITAL CENTER		1			1
SYNAPSE ANALYTICAL LABS		1			1
HACKENSACK UNIVERSITY MEDICAL CENTER		1			1
HANCOCK REGIONAL HOSPITAL		1			1
AFTER HOURS PEDIATRICS			1	100%	1
AFFINITY URGENT CARE			1	100%	1
WALGREENS #10275		1			1
SV MOBILE HEALTH			1	100%	1
TAMPA GENERAL MEDICAL GROUP LABORATORY HEALTHPARK			1	100%	1
WALK IN URGENT CARE			1	100%	1
WALGREENS #05362		1			1
WALGREENS #06961		1			1
AFFILIATED LABORATORIES INC			1	100%	1
TAMPA		1			1
GWINNETT MEDICAL CENTER			1	100%	1
WALGREENS #10125		1			1
HARTFORD HOSPITAL ANCILLARY LAB		1			1
ST. MARY MEDICAL CENTER		1			1
HEALTHLINK DIAGNOSTIC LABORATORIES INC		1			1
ST. VINCENT HOSPITAL			1	100%	1
EXCEL URGENT CARE OF NJ			1	100%	1
ST. LUCIE COUNTY HEALTH DEPARTMENT		1			1
ST. LUKE'S HOSPITAL - BETHLEHEM CAMPUS		1			1
ST.ELIZABETH HEALTH CENTER	1				1

COVID-19: testing by laboratory

Data through Sep 15, 2020 verified as of Sep 16, 2020 at 09:25 AM

Data in this report are provisional and subject to change.

The numbers in the table below represent the number of Florida and non-Florida residents for whom test results were received by the Department of Health. A person can be tested by more than one laboratory and can have both positive and negative results. **Therefore, the sum of the numbers in each column will be larger than the total number of people tested.**

Reporting lab	Inconclusive	Negative	Positive	Percent positive	Total
STARR COUNTY MEMORIAL HOSPITAL			1	100%	1
DMC UNIVERSITY LABORATORIES		1			1
State Lab Unspecifd			1	100%	1
WILMINGTON VA MEDICAL CENTER			1	100%	1
ALLIANCE FOR MULTISPECIALTY RESEARCH		1			1
STANLY REGIONAL MEDICAL CENTER			1	100%	1
HENRY FORD WEST BLOOMFIELD HOSPITAL			1	100%	1
ALLIANCE LABORATORY SERVICES			1	100%	1
YUMA REGIONAL MEDICAL CENTER			1	100%	1
FLORIDA MEDICAL CLINIC - MULTI SPECIALTY CAMPUS			1	100%	1
DHEC - S.C PUBLIC HEALTH LAB			1	100%	1
HIGHLANDS CLINICAL LABORATORY			1	100%	1
YOUR FAMILY WALK-IN CLINIC			1	100%	1
WYOMING PUBLIC HEALTH LAB			1	100%	1
WOMEN'S CARE FLORIDA LABORATORY			1	100%	1
FAMILY MEDICINE AT WATERMAN		1			1
EXPRESS LAB LIVINGSTON			1	100%	1
EXPRESSCARE URGENT CARE CENTER			1	100%	1
FALMOUTH BY THE SEA			1	100%	1
SUNCOAST BLOOD BANK			1	100%	1
WASHINGTON STATE DEPARTMENT OF HEALTH PUBLIC HEALTH LABORATORIES			1	100%	1
HEALTH ALLIANCE			1	100%	1
SUMMIT LABORATORY			1	100%	1
WELLINGTON WEST 100176			1	100%	1
FHCP-ORANGE CITY			1	100%	1
HEALGEN SCIENTIFIC			1	100%	1
HAVASU REGIONAL MEDICAL CENTER			1	100%	1
SUNRISE DIAGNOSTIC LABORATORY			1	100%	1
WALKIN MEDICAL URGENT CARE,NEW CITY			1	100%	1
WARD MEMORIAL HOSPITAL		1			1
HAWAII DEPARTMENT OF HEALTH LAB			1	100%	1
ALABAMA CLINICS			1	100%	1
ESOTERIC LAB			1	100%	1
HEALTH NETWORK LABORATORIES		1			1
STEPHENS COUNTY HOSPITAL			1	100%	1
ESOTERIX GENETIC LABORATORIES		1			1
WESTOX LABS		1			1
WEST VIRGINIA UNIVERSITY HOSPITALS			1	100%	1
WEST KENDALL HOSPITAL			1	100%	1
WELLOW URGENT CARE-OSWEGO			1	100%	1
WELLOW URGENT CARE		1			1
DOCS URGENT CARE			1	100%	1
ACCESS HEALTH CARE PHYSICIANS			1	100%	1
ACCESSLAB		1			1
ALABAMA REFERENCE LAB			1	100%	1
UT AUSTIN UNIVERSITY HEALTH SERVICES			1	100%	1

COVID-19: testing by laboratory

Data through Sep 15, 2020 verified as of Sep 16, 2020 at 09:25 AM

Data in this report are provisional and subject to change.

The numbers in the table below represent the number of Florida and non-Florida residents for whom test results were received by the Department of Health. A person can be tested by more than one laboratory and can have both positive and negative results. **Therefore, the sum of the numbers in each column will be larger than the total number of people tested.**

Reporting lab	Inconclusive	Negative	Positive	Percent positive	Total
USF			1	100%	1
UNC HOSPITAL/MCLENDON CLINICAL LABORATORIES			1	100%	1
UT PATH			1	100%	1
UMASS MEMORIAL MEDICAL CENTER, INC		1			1
UMASS MEMORIAL/MARLBORO HOSPITAL			1	100%	1
FLORIDA HOSPITAL LAKE MARY		1			1
GALVESTON COUNTY HEALTH DISTRICT			1	100%	1
UNITED HEALTHCARE			1	100%	1
UNITED LABORATORY SERVICE			1	100%	1
GAMMA HEALTHCARE, INC		1			1
UNITED CLINICAL LABORATORIES			1	100%	1
ADVENT HEALTH PRIMARY CARE AT OWASA			1	100%	1
DSI LABORATORIES-NAPLES-7TH			1	100%	1
VA GREATER LOS ANGELES HEALTH CARE SYSTEM			1	100%	1
UF HEALTH NORTH JACKSONVILLE			1	100%	1
ELITE CARE			1	100%	1
VA OUTPATIENT CLINIC			1	100%	1
VA OUT PATIENT CENTER			1	100%	1
VA HOSPITAL PATH & LAB			1	100%	1
UF KANAPAH LAB BEAKER		1			1
FLORIDA HOSPITAL LAB			1	100%	1
UF STUDENT HEALTH CARED CENTER			1	100%	1
UTMB PATHOLOGY CLINICAL SERVICES LABORATORY			1	100%	1
DOTHAN PEDIATRIC CLINIC			1	100%	1
UW MEDICINE VIROLOGY LAB			1	100%	1
UW HOSPITAL AND CLINICS			1	100%	1
UNITED MEMORIAL MEDICAL CENTER			1	100%	1
EAST TENNESSEE STATE UNIVERSITY		1			1
UNK			1	100%	1
EAST FL CORE LAB			1	100%	1
UNIVERSITY OF BALTIMORE WASHINGTON MEDICAL CENTER			1	100%	1
UNKNOWN - MI			1	100%	1
ADVENTHEALTH CENTRA CARE - KID'S CARE			1	100%	1
UNIVERSITY OF FLORIDA			1	100%	1
UNIVERSITY OF IOWA HOSPITALS & CLINICS			1	100%	1
UNIVERSITY OF MARYLAND PATHOLOGY ASSOCIATES			1	100%	1
EAST BANK HOSPITAL - UNIVERSITY OF MINNESOTA MEDICAL CENTER			1	100%	1
UNIVERSITY OF FLORIDA LAB-OUTPATIENT			1	100%	1
UNIVERSITY OF MISSOURI HEALTHCARE			1	100%	1
UNIVERSITY OF MISSOURI HEALTH CARE			1	100%	1
ECLRS			1	100%	1
URGENT CARE NEW SMYRNA BEACH			1	100%	1
DUKE UNIVERSITY POINT OF CARE TESTING PROGRAM			1	100%	1
URGENT CARE CLINIC OF LINCOLN			1	100%	1
US SPECIALTY LABS			1	100%	1
US LABORATORIES			1	100%	1

COVID-19: testing by laboratory

Data through Sep 15, 2020 verified as of Sep 16, 2020 at 09:25 AM

Data in this report are provisional and subject to change.

The numbers in the table below represent the number of Florida and non-Florida residents for whom test results were received by the Department of Health. A person can be tested by more than one laboratory and can have both positive and negative results. **Therefore, the sum of the numbers in each column will be larger than the total number of people tested.**

Reporting lab	Inconclusive	Negative	Positive	Percent positive	Total
DUKE HEALTH REGIONAL HOSPITAL			1	100%	1
EDGAR PRICE FAMILY & CHILDREN HEALTHCARE CENTER			1	100%	1
UNIVERSITY LAB			1	100%	1
EDEN SPRINGS NURSING AND REHAB CENTER			1	100%	1
FLORIDA HOSPITAL WINTER GARDEN			1	100%	1
UPSON REGIONAL MEDICAL CENTER			1	100%	1
UPMC NORTHWEST HOSPITAL			1	100%	1
UNIVERSITY HOSPITALS OF CLEVELAND			1	100%	1
VAIL VALLEY MEDICAL CENTER			1	100%	1
GSM OCED Subsection			1	100%	1
VITAE DIAGNOSTICS			1	100%	1
GREENTREE MEDICAL CENTER			1	100%	1
FIT4LIFE MEDICAL CENTER			1	100%	1
THE HEART HOSPITAL BAYLOR PLANO			1	100%	1
VIVEX/UMTB BIOMEDICAL			1	100%	1
THE WOLFF CENTER FOR CHILD & ADOLESCENT HEALTH			1	100%	1
THOMAS HOSPITAL			1	100%	1
FLORIDA CANCER SPECIALISTS AND RESEARCH			1	100%	1
VIRGINIA DEPT OF HEALTH OFFICE OF EPIDEMIOLOGY			1	100%	1
GRAND VIEW HOSPITAL			1	100%	1
VISTA DEL SOL MED ASSOC		1			1
ADVANCED MEDICAL GROUP			1	100%	1
THE CHILDREN'S HOSPITAL OF PHILADELPHIA		1			1
WALGREENS # 7308		1			1
WALGREENS # 19866		1			1
TENNESSEE VALLEY HCS			1	100%	1
AFC PATRIOT URGENT CARE			1	100%	1
WALGREENS #02798		1			1
TENNESSEE DOH - KNOXVILLE			1	100%	1
TENNOVA HEALTHCARE - CLEVELAND			1	100%	1
TEXAS MEDCLINIC			1	100%	1
DOCTOR'S WALK-IN CLINIC / QUEST DIAGNOSTICS			1	100%	1
DOCTOR'S IN-HOUSE LAB/COMMUNITY HEALTH CENTERS OF PINELLAS - JOHNNIE R			1	100%	1
ADVENTIST HINSDALE HOSPITAL LABORATORY			1	100%	1
TEXAS DEPARTMENT OF STATE HEALTH SERVICES			1	100%	1
ADVANCED LABORATORY SERVICES			1	100%	1
GOLDING-GRANADO MEDICAL ASSOCIATES		1			1
VAULT MEDICAL SERVICES			1	100%	1
VAULT HEALTH			1	100%	1
TRUMAN MEDICAL CENTER - HOSPITAL HILL			1	100%	1
FLORIDA DEPARTMENT OF HEALTH PALM BEACH COUNTY			1	100%	1
VELOCITY CARE			1	100%	1
FLORIDA EPIDEMIOLOGY PROGRAM			1	100%	1
ADVANCED URGENT CARE OF MARATHON			1	100%	1
TWIN			1	100%	1
GENETIC TECHNOLOGICAL INNOVATIONS			1	100%	1

COVID-19: testing by laboratory

Data through Sep 15, 2020 verified as of Sep 16, 2020 at 09:25 AM

Data in this report are provisional and subject to change.

The numbers in the table below represent the number of Florida and non-Florida residents for whom test results were received by the Department of Health. A person can be tested by more than one laboratory and can have both positive and negative results. **Therefore, the sum of the numbers in each column will be larger than the total number of people tested.**

Reporting lab	Inconclusive	Negative	Positive	Percent positive	Total
VALLEY HOSPITAL MEDICAL CENTER		1			1
ADVENT HEALTH CENTRE CARE			1	100%	1
FLORIDA HOSPITAL APOKA			1	100%	1
ELMHURST MEMORIAL HOSPITAL			1	100%	1
FLORIDA DEPARTMENT OF HEALTH IN MIAMI DADE COUNTY			1	100%	1
TIMPANOGOS REGIONAL HOSPITAL			1	100%	1
TITUSVILLE FAMILY PRACTICE			1	100%	1
TMH EC NORTHEAST LABORATORY			1	100%	1
TIEHH BIOTERRORISM RESPONSE LAB			1	100%	1
GLOBAL CENTRAL LABS AT PPD		1			1
ADVANCED MEDICAL LABORATORIES (AML)			1	100%	1
Viracor Eurofins			1	100%	1
GEORGETOWN URGENT CARE			1	100%	1
GEORGE WASHINGTON UNIVERSITY HOSPITAL			1	100%	1
GEORGE SAFRAN MD PC		1			1
ADVENTHEALTH MEDICAL GROUP INTERNAL MEDICINE AT WINTER HAVEN			1	100%	1
VILKOR SCIENTIFIC			1	100%	1
GIFFORD MEMORIAL HOSPITAL		1			1
HILTON HEAD HOSPITAL/INPATIENT			1	100%	1
BLUFFTON HEALTH CENTER			1	100%	1
BMC/JACSONVILLE		1			1
BLUEWATER TOXICOLOGY			1	100%	1
NORTH RIVER FAMILY HEALTH CENTER			1	100%	1
BOSTON MEDICAL CENTER			1	100%	1
NORTH CAROLINA STATE LABORATORY OF PUBLIC HEALTH, SPECTRUM LAB NETWORK			1	100%	1
LUCID DIAGNOSTICS LABS			1	100%	1
BOULDER COMMUNITY HOSPITAL			1	100%	1
LOYOLA UNIVERSITY MEDICAL CENTER LABORATORY			1	100%	1
NORTH SHORE MEDICAL CENTER - SALEM HOSPITAL			1	100%	1
NORTHWEST FLORIDA CLINICAL LAB			1	100%	1
NORTHSIDE HOSPITAL DULUTH			1	100%	1
LIFELINK TRANSPLANT INSTITUTE LAB			1	100%	1
BLOOD SYSTEMS LABORATORIES			1	100%	1
LONG ISLAND JEWISH FOREST HILLS HOSPITAL		1			1
NORTHEAST ALABAMA REGIONAL MEDICAL CENTER		1			1
Lourdes Hospital			1	100%	1
LONGWOOD HEALTH AND REHABILITATION CENTER			1	100%	1
NORTHPORT MEDICAL CENTER LAB		1			1
NORTH BROWARD MEDICAL CENTER			1	100%	1
MARCO ISLAND HOSPITAL INC D/B/A			1	100%	1
MARINA DEL REY HOSPITAL LAB			1	100%	1
CLINICAL LABORATORY DEPARTMENT			1	100%	1
BROOKSVILLE REGIONAL HOSPITAL			1	100%	1
CLIFTON-FINE HOSPITAL LABORATORY		1			1
CLEVELAND CLINIC OHIO LABORATORIES			1	100%	1
MARYLAND DEPARTMENT OF HEALTH AND MENTAL HYGIENE			1	100%	1

COVID-19: testing by laboratory

Data through Sep 15, 2020 verified as of Sep 16, 2020 at 09:25 AM

Data in this report are provisional and subject to change.

The numbers in the table below represent the number of Florida and non-Florida residents for whom test results were received by the Department of Health. A person can be tested by more than one laboratory and can have both positive and negative results. **Therefore, the sum of the numbers in each column will be larger than the total number of people tested.**

Reporting lab	Inconclusive	Negative	Positive	Percent positive	Total
MARION COUNTY HEALTH DEPARTMENT			1	100%	1
NEW YORK STATE ELR - ST BARNABAS HOSPITAL		1			1
NEW YORK UNIVERSITY MEDICAL CENTER			1	100%	1
MADISON COUNTY HEALTH DEPARTMENT		1			1
BRANDON OUTREACH CLINIC			1	100%	1
LUMICO LIFE INSURANCE COMPANY		1			1
NORDX			1	100%	1
BRANDON REGIONAL EMERGENCY CTR			1	100%	1
BRISTOL REGINAL MEDICAL CENTER			1	100%	1
MAIMONIDES MEDICAL CENTER		1			1
MAGNOLIA ADULT, LLC			1	100%	1
MAGNOLIA PEDIATRICS			1	100%	1
PALMETTO PRIMARY CARE PHYSICIANS			1	100%	1
LAWRENCE GENERAL HOSPITAL			1	100%	1
BAYSTATE MEDICAL CENTER			1	100%	1
BEAUFORT MEMORIAL			1	100%	1
BEAUMONT HOSPITAL, GROSSE POINTE			1	100%	1
BELLIN HEALTH LAB			1	100%	1
LEESBURG FAMILY MEDICINE		1			1
PALM SPRINGS GENERAL HOSPITAL			1	100%	1
BEAUMONT REFERENCE LABORATORY			1	100%	1
PALOS COMMUNITY HOSPITAL LABORATORY			1	100%	1
LAKEVIEW HEALTH SYSTEMS			1	100%	1
LAKEVIEW REGIONAL HOSPITAL			1	100%	1
BAYONET POINT HOSPITAL LAB			1	100%	1
PATHGROUP LABS, LLC			1	100%	1
PARKWAY REGIONAL MEDICAL CENTER LAB			1	100%	1
LATE HOURS URGENT CARE			1	100%	1
BAYSHORE LABORATORY			1	100%	1
LARGO MEDICAL CENTER INDIAN ROCKS			1	100%	1
PARADIGM LABORATORIES			1	100%	1
LEGACY ER & URGENT CARE - FRISCO WEST			1	100%	1
BIOMERIEUX			1	100%	1
OCALA FAMILY MEDICAL CENTER		1			1
OHIO DEPARTMENT OF HEALTH			1	100%	1
OCEAN MEDICAL CENTER		1			1
OAKWOOD HOSPITAL - SOUTHSORE			1	100%	1
NORTON HEALTHCARE			1	100%	1
COCOA BEACH/ADVENT CENTRA		1			1
NOVANT HEALTH PRESBYTERIAN			1	100%	1
NOT GIVEN			1	100%	1
OMNICARE PHARMACY OF TEXAS 1, LP		1			1
ORMC-ARDEN/EOI			1	100%	1
BIODORON LABORATORIES			1	100%	1
BERKSHIRE MEDICAL CENTER			1	100%	1
COMMONWEALTH OF MASSACHUSETTS			1	100%	1

COVID-19: testing by laboratory

Data through Sep 15, 2020 verified as of Sep 16, 2020 at 09:25 AM

Data in this report are provisional and subject to change.

The numbers in the table below represent the number of Florida and non-Florida residents for whom test results were received by the Department of Health. A person can be tested by more than one laboratory and can have both positive and negative results. **Therefore, the sum of the numbers in each column will be larger than the total number of people tested.**

Reporting lab	Inconclusive	Negative	Positive	Percent positive	Total
ORANGE COUNTY HEALTH DEPT			1	100%	1
ONPOINT URGENT CARE			1	100%	1
LIBERTY HEALTH CENTER			1	100%	1
COLOR GENOMICS, INC.			1	100%	1
BIOHEALTH MEDICAL LAB INC			1	100%	1
MARYLAND DEPARTMENT OF HEALTH AND MENTAL HYGIENE-LABORATORIES			1	100%	1
CHATSWORTH ASSISTED LIVING COMMUNITY AT PGA NATIONAL			1	100%	1
CHARLOTTE CHD PORT CHARLOTTE		1			1
MEMORIAL HEALTH UNIVERSITY MEDICAL CENTER			1	100%	1
MONROE COUNTY HEALTH DEPARTMENT			1	100%	1
CGH MEDICAL CENTER			1	100%	1
CEDARS-SINAI MEDICAL CENTER			1	100%	1
MIZELL MEMORIAL HOSPITAL			1	100%	1
CFCH - FROSTPROOF			1	100%	1
CENTRAL FLORIDA PEDIATRICS			1	100%	1
MORTON PLANT			1	100%	1
MPG JACKSONVILLE ATLANTIC BLVD		1			1
MEDSTAR HEALTH URGENT CARE			1	100%	1
MUNSON MEDICAL CENTER			1	100%	1
Mt Sinai Aventura			1	100%	1
MOSAIC MEDICAL CENTER MARYVILLE			1	100%	1
CATHOLIC HEALTH SYSTEM DEPT LABORATORY		1			1
CBC LAB			1	100%	1
CAROLINAS HEALTHCARE SYSTEM LAB			1	100%	1
CAROMONT HEALTH			1	100%	1
MISSOURI DEPARTMENT OF HEALTH AND SENIOR SERVICES - STATE PH LAB		1			1
MINUTE CLINIC DIAGNOSTIC OF VIRGINIA		1			1
MHS LAB		1			1
MERITUS MEDICAL CENTER			1	100%	1
METRO HEALTH HOSPITAL LABORATORY		1			1
MIAMI BEACH URGENT CARE			1	100%	1
MID FLORIDA CLINICAL LABORATORY			1	100%	1
MID FLORIDA COMMUNITY SERVICES			1	100%	1
CENTRA CARE WINTER HAVEN			1	100%	1
MILFORD REGIONAL HOSPITAL			1	100%	1
MERITER LABORATORIES			1	100%	1
MINUTECLINIC DIAGNOSTICS MEDICAL GROUP		1			1
MERCY – NORTH IOWA			1	100%	1
MISSION HOSPITAL			1	100%	1
CELEBRATION HOSPITAL			1	100%	1
MINUTECLINIC DIAGNOSTIC OF TEXAS		1			1
MERCY MEDICAL CENTER			1	100%	1
MERCYONE DES MOINES MEDICAL CENTER			1	100%	1
MERCY HEALTH LAB			1	100%	1
MERCY HEALTH—MUSKEGON		1			1
CHRISTIANA HOSPITAL		1			1

COVID-19: testing by laboratory

Data through Sep 15, 2020 verified as of Sep 16, 2020 at 09:25 AM

Data in this report are provisional and subject to change.

The numbers in the table below represent the number of Florida and non-Florida residents for whom test results were received by the Department of Health. A person can be tested by more than one laboratory and can have both positive and negative results. **Therefore, the sum of the numbers in each column will be larger than the total number of people tested.**

Reporting lab	Inconclusive	Negative	Positive	Percent positive	Total
CHP COVID-19 (TX)			1	100%	1
CANDLER HOSPITAL			1	100%	1
CITRUS PARK			1	100%	1
MEDCOMP SCIENCES, LLC			1	100%	1
MEDICAL ARTS LABORATORY			1	100%	1
NEW YORK STATE ELR - CHAMPLAIN VALLEY PHYSICIANS HOSPITAL		1			1
MEDFAST URGENT CARE			1	100%	1
NEW YORK STATE ELR - FLUSHING HOSPITAL MEDICAL CENTER		1			1
MDS PHARMA SERVICES		1			1
CAH ACQUISITION COMPANY 11 LLC			1	100%	1
NEW YORK STATE ELR - MONTEFIORE MEDICAL CENTER LABORATORIES - WEILER			1	100%	1
Masonic Medical Research Institute			1	100%	1
MC DIAGNOSTIC OF CONNECTICUT PC #459		1			1
NEW YORK STATE ELR - MERCY MEDICAL CENTER		1			1
MD NOW URGENT CARE CENTER INC.			1	100%	1
CALIFORNIA PUBLIC HEALTH LABORATORY			1	100%	1
MCH PHYSICIANS GROUP			1	100%	1
MD ANDERSON			1	100%	1
MEDICAL CENTER LABORATORY			1	100%	1
NAVAL MEDICAL CENTER			1	100%	1
CAREWELL URGENT CARE			1	100%	1
CAREWELL 203			1	100%	1
CAREWELL JW - WORCESTER LNC			1	100%	1
NAVAL BRANCH MEDICAL CLINIC			1	100%	1
CAREWELL URGENT CARE FITCHBURG			1	100%	1
CARITHERS PEDIATRIC GROUP			1	100%	1
CHIEFLAND MEDICAL CENTER			1	100%	1
NATIONAL JEWISH HEALTH			1	100%	1
CARESPOT OF NOCATEE			1	100%	1
MEDICAL UNIVERSITY SC HOSPITAL			1	100%	1
NEW YORK PRESBYTERIAN HOSPITAL			1	100%	1
MEDICAL CENTER OF CENTRAL GEORGIA			1	100%	1
MEDICAL CLINIC OF HOUSTON			1	100%	1
NEW YORK CITY DEPARTMENT OF HEALTH			1	100%	1
NDX-CORE LAB			1	100%	1
CARENOW URGENT CARE - LAKE MARY			1	100%	1
MEDONE URGENT CARE			1	100%	1
NEW GEN LABS			1	100%	1
PATHOLOGY REFERENCE LAB LLC			1	100%	1
SEA LEVEL LABS			1	100%	1
SCRIPPS CLINIC MEDICAL			1	100%	1
ARIZONA STATE LABORATORY			1	100%	1
ARKANSAS DEPARTMENT OF HEALTH			1	100%	1
SCIENTIFIC LABORATORY COMPANY		1			1
SARKIS CLINICAL TRIALS			1	100%	1
ASCENSION ST. MICHAEL'S HOSPITAL LAB			1	100%	1

COVID-19: testing by laboratory

Data through Sep 15, 2020 verified as of Sep 16, 2020 at 09:25 AM

Data in this report are provisional and subject to change.

The numbers in the table below represent the number of Florida and non-Florida residents for whom test results were received by the Department of Health. A person can be tested by more than one laboratory and can have both positive and negative results. **Therefore, the sum of the numbers in each column will be larger than the total number of people tested.**

Reporting lab	Inconclusive	Negative	Positive	Percent positive	Total
SCIENTIA DIAGNOSTICS			1	100%	1
SCIENCE CARE			1	100%	1
INTERNATIONAL MEDICAL LABORATORY		1			1
CVS/PHARMACY #12000		1			1
SHARON REGIONAL MEDICAL CENTER			1	100%	1
INSPIRIT SENIOR LIVING			1	100%	1
SIGNATURE CARE MIDLAND			1	100%	1
ARCPPOINT LABS OF SARASOTA			1	100%	1
SENTARA NORFOLK GENERAL HOSPITAL CENTRAL LAB			1	100%	1
SELF REGIONAL HEALTHCARE			1	100%	1
SHAMRA MEDICAL LABORATORY			1	100%	1
INTERMOUNTAIN MEDICAL CENTER			1	100%	1
CVS/PHARMACY # 07762		1			1
AUSTIN REGIONAL CLINIC MICROBIOLOGY LAB			1	100%	1
AVERA ST. MARY'S HOSPITAL			1	100%	1
SAINT BARNABAS MEDICAL CENTER		1			1
SACRED HEART MEDICAL GROUP			1	100%	1
AZALEA HEALTH			1	100%	1
JEFFERSON WASHINGTON TOWNSHIP HOSPITAL		1			1
CVS PHARMACY, INC DBA CVS/PHARMACY #00988		1			1
BABTIST HOSPITAL			1	100%	1
JEFFERSON COUNTY HEALTH DEPARTMENT-MONTICELLO		1			1
SAINT JOSEPHS HOSPITAL OF ATLANTA			1	100%	1
SANTA MONICA CA-UCLA MC			1	100%	1
JACKSON CLINIC PA,THE			1	100%	1
ISLAND COAST PEDIATRICS		1			1
IVAN, MAYA			1	100%	1
SANFORD PGA CH BUFFALO RIDGE SPRINGS		1			1
JACKSON MADISON CO. GEN. HOSPITAL			1	100%	1
ATHENS LIMESTONE HOSPITAL		1			1
SANFORD MOBILE LAB PGA TOUR		1			1
CVS UT2297068CV SALT LAKE CITY		1			1
IGENEX INC		1			1
SPRINGS MEDICAL LAB			1	100%	1
HYDE PARK MEDICAL CENTER		1			1
ST CATHERINE HOSPITAL LABORATORY			1	100%	1
SPRING HILL REGIONAL HOSPITAL			1	100%	1
ILLINOIS DEPT OF PUBLIC HEALTH LABS			1	100%	1
SPECIALTY DRUG TESTING			1	100%	1
SPECTRUM LABORATORY			1	100%	1
SPECTRUM ADVANCED TECHNOLOGY LABORATORY			1	100%	1
HOUSTON HEALTH DEPARTMENT - BUREAU OF LABORATORY SERVICES			1	100%	1
DERMDX, DIV OF AURORA DIAGNOSTICS/BERNHARDT LAB		1			1
DEPARTMENT OF HEALTH AND HUMAN SERVICES DIVISION OF BEHAVIORAL HEALTH		1			1
ST VINCENT'S ST CLAIR HOSPITAL LABORATORY		1			1
DESERT HOSPITAL/CPHU CLINICAL LABORATORY			1	100%	1

COVID-19: testing by laboratory

Data through Sep 15, 2020 verified as of Sep 16, 2020 at 09:25 AM

Data in this report are provisional and subject to change.

The numbers in the table below represent the number of Florida and non-Florida residents for whom test results were received by the Department of Health. A person can be tested by more than one laboratory and can have both positive and negative results. **Therefore, the sum of the numbers in each column will be larger than the total number of people tested.**

Reporting lab	Inconclusive	Negative	Positive	Percent positive	Total
ST MARY'S OF SAGINAW		1			1
HORIZON MEDICAL CENTER			1	100%	1
DELAWARE DIAGNOSTICS LABS			1	100%	1
AMD			1	100%	1
HOLYOKE MEDICAL CENTER			1	100%	1
SPARTANBURG REGIONAL MEDICAL CENTER			1	100%	1
DARDEN WELLNESS CENTER		1			1
APS-SUMMIT CARE PHARMACY, LLC DBA OMNICARE		1			1
SMITH NORTHVIEW HOSPITAL LAB			1	100%	1
SMITH KLINE			1	100%	1
DALLAS MEDICAL CENTER			1	100%	1
SIMED LABORATORY		1			1
INNOVATIVE HEALTH DIAGNOSTIC OF CALIFORNIA			1	100%	1
SKY RIDGE MEDICAL CENTER - MICRO			1	100%	1
SKIPPACK MEDICAL LAB			1	100%	1
SOFTLAB			1	100%	1
SOUTHERN LABORATORY			1	100%	1
IN & OUT URGENT CARE METAIRIE			1	100%	1
SOUTHWEST REGIONAL PCR LABORATORY			1	100%	1
SOUTHWEST FLORIDA DIVISION LAB			1	100%	1
INDIAN RIVER CLINICAL LABORATORY, INC.		1			1
DE TAR HOSPITAL			1	100%	1
INFECTION CONTROL DEPT			1	100%	1
ANGEL KIDS PEDIATRICS- NORMANDY LOCATION		1			1
SOUTH LAKE FAMILY HEALTH CENTER			1	100%	1
ROANE MEDICAL CENTER			1	100%	1
PRACTICE MANAGEMENT OF AMERICA, INC.			1	100%	1
POUDRE VALLEY HOSPITAL			1	100%	1
LABCORP LAFAYETTE		1			1
PRACTITIONERS IN MOTION			1	100%	1
PORT SAINT JOHN FAMILY PRACTICE			1	100%	1
POINT OF CARE TESTING SITE			1	100%	1
LABCORP-PORT ST.LUCIE		1			1
CPL LABS			1	100%	1
POMONA VALLEY COMMUNITY HOSPITAL			1	100%	1
LabCorp L#09258090 M#09258105			1	100%	1
CQUENTIA NGS, LLC			1	100%	1
PRISMA HEALTH TUOMEY LABORATORY			1	100%	1
PROPATH			1	100%	1
PROGENESIS INC			1	100%	1
PRIMEX CLINICAL LABORATORIES INC			1	100%	1
BAYCARE MEDICAL GROUP			1	100%	1
LABCORP KANSAS CITY			1	100%	1
PRIME CARE FAMILY MEDICINE			1	100%	1
LABCORP HOUSTON			1	100%	1
LABORATORY CORPORATION OF AMER			1	100%	1

COVID-19: testing by laboratory

Data through Sep 15, 2020 verified as of Sep 16, 2020 at 09:25 AM

Data in this report are provisional and subject to change.

The numbers in the table below represent the number of Florida and non-Florida residents for whom test results were received by the Department of Health. A person can be tested by more than one laboratory and can have both positive and negative results. **Therefore, the sum of the numbers in each column will be larger than the total number of people tested.**

Reporting lab	Inconclusive	Negative	Positive	Percent positive	Total
PEDIATRIC HEALTHCARE ALLIANCE			1	100%	1
PEDIATRIC ASSOCIATES - JACKSONVILLE			1	100%	1
PERDIDO URGENT CARE			1	100%	1
PENINSULA REGIONAL MED CTR LAB			1	100%	1
PEACHEALTH LABORATORIES		1			1
CONWAY MEDICAL CENTER			1	100%	1
BAYLOR COLLEGE OF MEDICINE			1	100%	1
PEACEHEALTH LABORATORIES			1	100%	1
LAKELAND MEDICAL CENTER			1	100%	1
LAFAYETTE NURSING AND REHAB			1	100%	1
PINNACLE DIALYSIS		1			1
PINELLAS PARK HEALTH CENTER - PINELLAS CHD			1	100%	1
BAYCARE OUTREACH LAB			1	100%	1
PLANT CITY PEDIATRICS		1			1
LABORATORY CORPORTATION OF AMERICA			1	100%	1
LABORTORY COPRORATION OF AMERICA			1	100%	1
PHYSICIANS IMMEDIATE CARE ELGIN			1	100%	1
CORTLAND REGIONAL MEDICAL CENTER		1			1
BAYFRONT HEALTH DADE CITY			1	100%	1
REFERENCE LABORATORY			1	100%	1
BAPTIST HEALTH LEXINGTON			1	100%	1
BAPTIST ER TOWN CTR			1	100%	1
BAPTIST HEALTH EXPRESS CARE AT KEY BISCAYNE			1	100%	1
JOHN D. ARCHBOLD MEMORIAL HOSPITAL			1	100%	1
RAPID CITY RUGENT CARE			1	100%	1
RAINY LAKE MEDICAL CENTER			1	100%	1
JOHNNIE RUTH CLARKE LAB			1	100%	1
RASHDA ALBIBI M.D. P.A.			1	100%	1
REGIONAL MEDICAL CENTER BAYONET POINT			1	100%	1
RIDGEWOOD DIAGNOSTIC LABORATORY			1	100%	1
CVS PHARMACY INC DBA CVS PHARMACY #10227		1			1
RIVIERA BEACH HEALTH CENTER LAB			1	100%	1
RIVERSIDE METHODIST HOSPITAL LAB			1	100%	1
RHODE ISLAND DEPARTMENT OF HEALTH			1	100%	1
REMISE OCCUPATIONAL HEALTH SOLUTIONS INC			1	100%	1
REGIONAL MEDICAL LABORATORY			1	100%	1
RHEA MEDICAL CENTER		1			1
RENOWN REGIONAL MEDICAL CENTER			1	100%	1
QUEST DIAGNOSTICS-WEST HILLS		1			1
LABCORP - DAYTONA BEACH			1	100%	1
LABCORP - HOLLYWOOD			1	100%	1
CRESTVIEW REHABILITATION CENTER			1	100%	1
BARBARA O'REILLY MD PA		1			1
BARDMOOR LABORATORY			1	100%	1
BASCOM PALMER-MICRO LAB			1	100%	1
LABCORP - LADY LAKE			1	100%	1

COVID-19: testing by laboratory

Data through Sep 15, 2020 verified as of Sep 16, 2020 at 09:25 AM

Data in this report are provisional and subject to change.

The numbers in the table below represent the number of Florida and non-Florida residents for whom test results were received by the Department of Health. A person can be tested by more than one laboratory and can have both positive and negative results. **Therefore, the sum of the numbers in each column will be larger than the total number of people tested.**

Reporting lab	Inconclusive	Negative	Positive	Percent positive	Total
QUEST - HOUSTON LAB			1	100%	1
LABCORP - JACKSONVILLE			1	100%	1
CRESTWOOD MEDICAL CENTER		1			1
KANSAS DEPARTMENT OF HEALTH			1	100%	1
KENTUCKY CABINET FOR HEALTH AND FAMILY SERVICES			1	100%	1
JS HEALTHCARE			1	100%	1
KANA MEDICAL			1	100%	1
KETTERING MEDICAL CENTER			1	100%	1
CULVER CITY URGENT CARE			1	100%	1
CRUC CMCH-COVID-19		1			1
KEY WEST BRANCH MEDICAL CLINIC			1	100%	1
QUEST DIAGNOSTICS INC		1			1
Total	39,966	6,054,308	864,052	12%	6,958,326