

Coronavirus: summary of persons being monitored, persons under investigation, and cases

Data through Jul 1, 2020 verified as of Jul 2, 2020 at 09:25 AM

Data in this report are provisional and subject to change.

Monitored persons: people the Florida Department of Health was notified of for possible monitoring because they are a contact of a case, traveled from China, or were identified by the Centers for Disease Control and Prevention (CDC) as a part of a airline/ship contact investigation

Total reports	72,295
Total persons of high, medium, or unknown risk	68,605
High/medium/unknown risk still being monitored	17,415

Persons tested: includes PCR and antigen test results received by the Department of Health from the state public health laboratory (BPHL), as well as commercial and hospital laboratories

Total tested	2,033,794
Positive	169,106
Negative	1,863,077
Inconclusive	1,611
Awaiting testing	1,683

Cases: people with positive PCR or antigen test result

Total cases	169,106
Florida residents	166,303
Non-Florida residents	2,803

Type of testing	
Florida residents	
Positive by BPHL/CDC	7,412
Positive by commercial/hospital lab	158,891
Non-Florida residents	
Positive by BPHL/CDC	156
Positive by commercial/hospital lab	2,647

Characteristics	
Florida residents hospitalized	15,150
Florida resident deaths	3,617
Non-Florida resident deaths	101

Hospitalized counts include anyone who was hospitalized at some point during their illness. It does not reflect the number of people currently hospitalized.

More information on deaths identified through death certificate data is available on the National Center for Health Statistics website at www.cdc.gov/nchs/nvss/vsrr/COVID19/index.htm.

Risk factors for Florida residents	
Traveled	2,572
Contact with a known case	55,882
Traveled and contact with a known case	2,510
Neither	105,339
No travel and no contact	19,958
Travel is unknown	66,412
Contact is unknown	26,104
Contact is pending	57,467

Travel can be unknown and contact can be unknown or pending for the same case, these numbers will sum to more than the "neither" total.

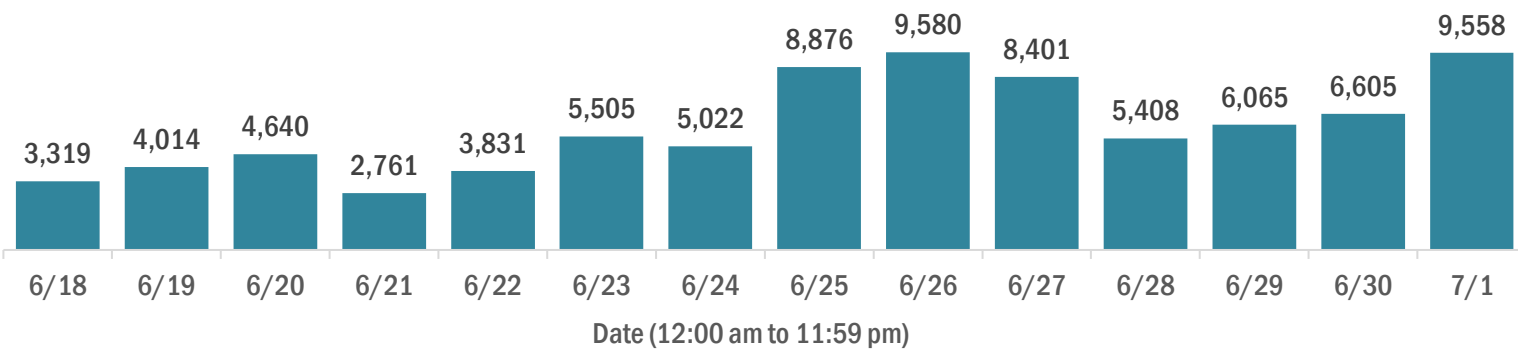
Coronavirus: cases and laboratory testing over time

Data through Jul 1, 2020 verified as of Jul 2, 2020 at 09:25 AM

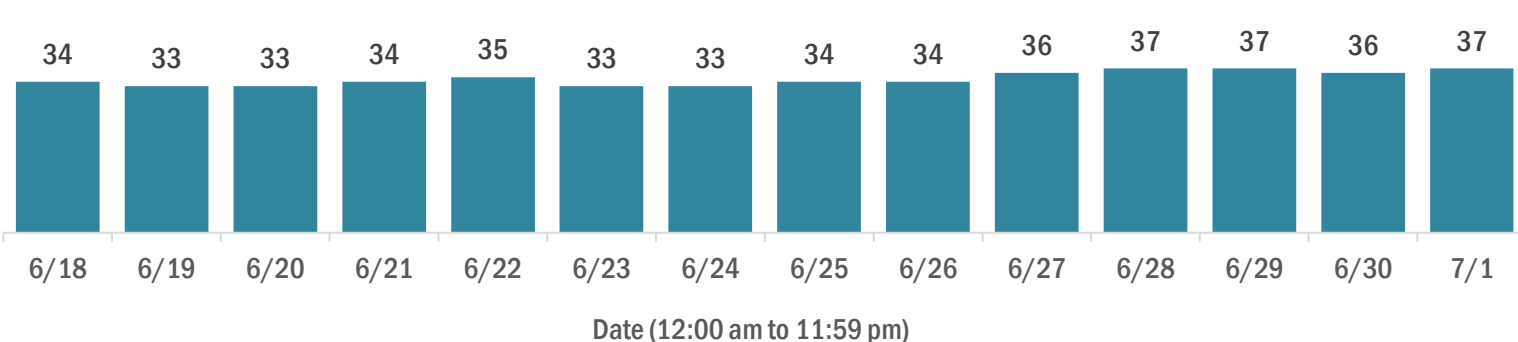
Data in this report are provisional and subject to change.

Cases in Florida residents per day for the past 2 weeks

Number of cases per day



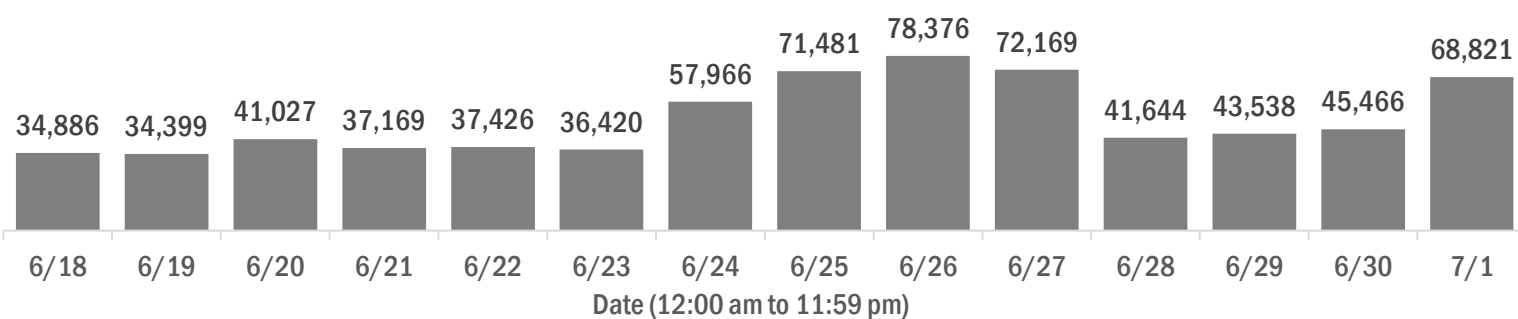
Median age of cases by day



Laboratory testing for Florida residents and non-Florida residents over the past 2 weeks

Number of people tested per day

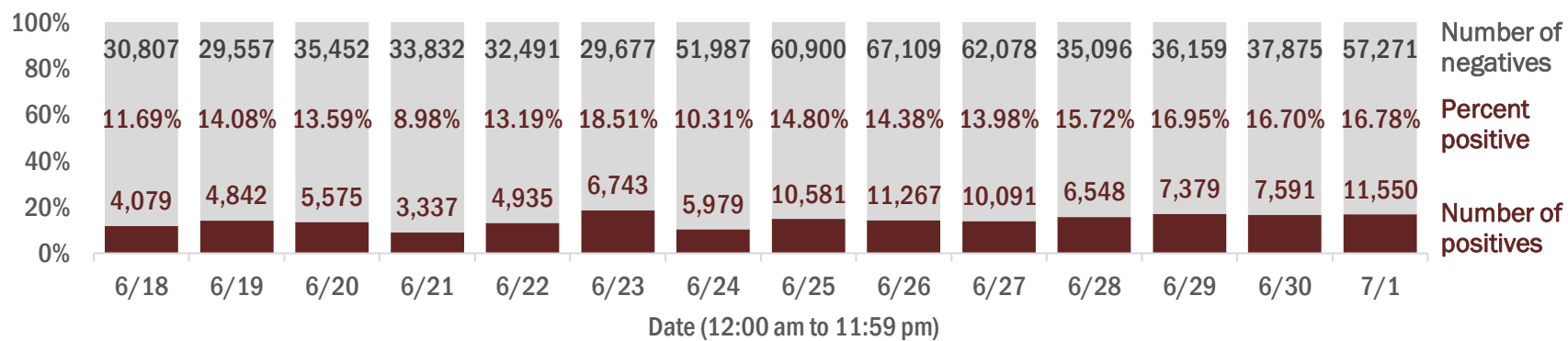
These counts include the number of people for whom the department received PCR or antigen laboratory results by day. People tested on multiple days will be included for each day a new result was received. A person is only counted once for each day they are tested, regardless of whether multiple specimens are tested or multiple results are received.



Number and percent of positive labs

The percent of positive results ranged from 8.98% to 18.51% over the past 2 weeks and was 16.78% yesterday.

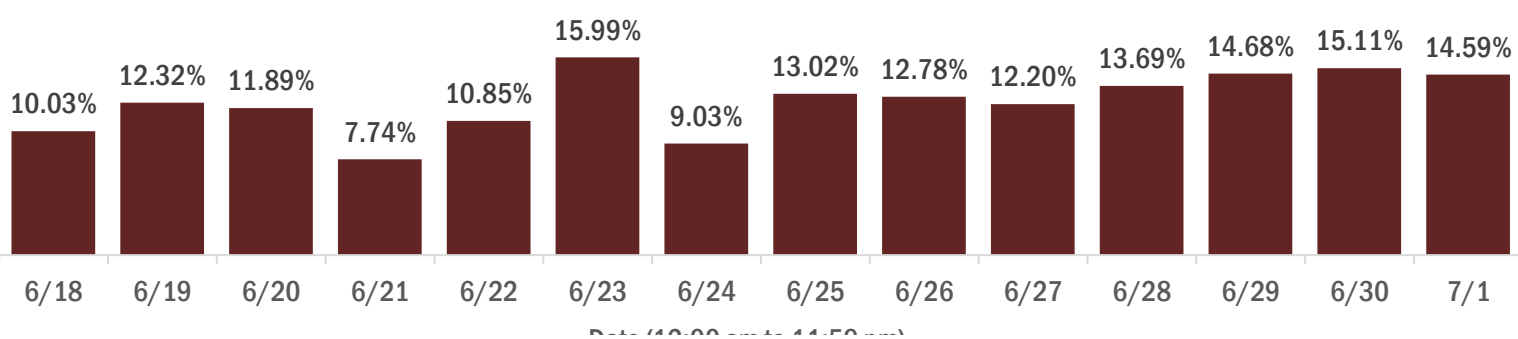
These counts include the number of people for whom the department received PCR or antigen laboratory results by day. People tested on multiple days will be included for each day a new result was received. A person is only counted once for each day they are tested, regardless of whether multiple specimens are tested or multiple results are received. If a person has a positive specimen and a negative specimen in the same day, only the positive result is counted.



Percent positivity for new cases

The percent of positive results ranged from 7.74% to 15.99% over the past 2 weeks and was 14.59% yesterday.

This percent is the number of people who test PCR- or antigen-positive for the first time divided by all the people tested that day, excluding people who have previously tested positive.



Coronavirus: characteristics of 166,303 Florida resident cases

Data through Jul 1, 2020 verified as of Jul 2, 2020 at 09:25 AM

Data in this report are provisional and subject to change.

Age group	Cases		Hospitalizations		Deaths	
0-4 years	2,571	2%	67	0%	0	0%
5-14 years	5,136	3%	59	0%	1	0%
15-24 years	26,398	16%	350	2%	5	0%
25-34 years	33,909	20%	927	6%	20	1%
35-44 years	26,682	16%	1,397	9%	65	2%
45-54 years	25,257	15%	2,022	13%	140	4%
55-64 years	20,580	12%	2,601	17%	323	9%
65-74 years	12,694	8%	2,926	19%	752	21%
75-84 years	7,730	5%	2,669	18%	1,009	28%
85+ years	5,102	3%	2,132	14%	1,302	36%
Unknown	244	0%	0	0%	0	0%
Total	166,303		15,150		3,617	

Gender	Cases	
Male	81,979	49%
Female	83,905	50%
Unknown	419	0%
Total	166,303	

Ethnicity	Cases		Hospitalizations		Deaths	
Hispanic	49,266	30%	5,311	35%	931	26%
Non-Hispanic	60,027	36%	9,098	60%	2,445	68%
Unknown	57,010	34%	741	5%	241	7%
Total	166,303		15,150		3,617	

Race, ethnicity	Cases		Hospitalizations		Deaths	
White	72,493	44%	9,070	60%	2,488	69%
Hispanic	35,050	21%	3,938	26%	761	21%
Non-Hispanic	32,083	19%	4,874	32%	1,628	45%
Unknown ethnicity	5,360	3%	258	2%	99	3%
Black	26,689	16%	3,992	26%	757	21%
Hispanic	1,357	1%	204	1%	24	1%
Non-Hispanic	23,157	14%	3,692	24%	709	20%
Unknown ethnicity	2,175	1%	96	1%	24	1%
Other	15,506	9%	1,642	11%	246	7%
Hispanic	9,378	6%	1,065	7%	131	4%
Non-Hispanic	3,687	2%	493	3%	100	3%
Unknown ethnicity	2,441	1%	84	1%	15	0%
Unknown race	51,615	31%	446	3%	126	3%
Hispanic	3,481	2%	104	1%	15	0%
Non-Hispanic	1,100	1%	39	0%	8	0%
Unknown ethnicity	47,034	28%	303	2%	103	3%
Total	166,303		15,150		3,617	

Hospitalization counts include anyone who was hospitalized at some point during their illness. It does not reflect the number of people currently hospitalized. **Other race** includes any person with a race of American Indian/Alaskan native, Asian, native Hawaiian/Pacific Islander, or other.

Coronavirus: deaths in Florida residents and staff of long-term care facilities

Data through Jul 1, 2020 verified as of Jul 2, 2020 at 09:25 AM

Data in this report are provisional and subject to change.

For current cases in residents or staff of long-term care facilities, please visit: <https://floridahealthcovid19.gov/>

County	Deaths	Percentage	County	Deaths	Percentage	County	Deaths	Percentage
Dade	518	27%	Osceola	9	0%	Monroe	1	0%
Palm Beach	229	12%	Walton	9	0%	Nassau	1	0%
Broward	164	9%	Indian River	8	0%	St. Johns	1	0%
Pinellas	139	7%	Orange	8	0%	Sumter	1	0%
Lee	117	6%	Calhoun	6	0%	Total	1,895	
Hillsborough	93	5%	Seminole	6	0%			
Manatee	87	5%	Lake	5	0%			
Polk	67	4%	Gadsden	4	0%			
Sarasota	63	3%	Jefferson	4	0%			
Charlotte	48	3%	Leon	4	0%			
Collier	38	2%	Okaloosa	4	0%			
Volusia	36	2%	Baker	3	0%			
Escambia	35	2%	Brevard	3	0%			
Duval	34	2%	Madison	3	0%			
St. Lucie	26	1%	Marion	3	0%			
Clay	24	1%	Bradford	2	0%			
Suwannee	20	1%	Putnam	2	0%			
Hendry	18	1%	Citrus	1	0%			
Martin	13	1%	Desoto	1	0%			
Pasco	12	1%	Hardee	1	0%			
Washington	12	1%	Hernando	1	0%			
Alachua	10	1%	Levy	1	0%			

Note: cases are summarized by the county of usual residence. Residents and staff may be cases associated with facilities that are not in their county of usual residence, resulting in cases being included below for counties that do not have facilities with known cases.

Coronavirus: characteristics of 169,106 cases

Data through Jul 1, 2020 verified as of Jul 2, 2020 at 09:25 AM

Data in this report are provisional and subject to change.

Tables below include cases in Florida residents and non-Florida residents.

All 67 Florida counties have cases:

County	FL resident		Non-FL resident	Total
Dade	39,714	24%	551	40,265
Broward	16,784	10%	332	17,116
Palm Beach	14,706	9%	153	14,859
Hillsborough	12,284	7%	92	12,376
Orange	11,243	7%	215	11,458
Pinellas	7,173	4%	76	7,249
Duval	7,135	4%	112	7,247
Lee	6,105	4%	118	6,223
Collier	4,450	3%	89	4,539
Polk	4,308	3%	19	4,327
Manatee	3,156	2%	19	3,175
Seminole	2,824	2%	13	2,837
Volusia	2,355	1%	17	2,372
Osceola	2,284	1%	65	2,349
Pasco	2,260	1%	14	2,274
Escambia	1,870	1%	370	2,240
Brevard	2,164	1%	16	2,180
Martin	2,135	1%	16	2,151
St. Lucie	1,865	1%	11	1,876
Sarasota	1,673	1%	34	1,707
Lake	1,489	1%	19	1,508
Leon	1,334	1%	43	1,377
Alachua	1,306	1%	26	1,332
St. Johns	1,070	1%	18	1,088
Hendry	993	1%		993
Charlotte	833	1%	3	836
Clay	796	0%	5	801
Marion	784	0%	5	789
Indian River	760	0%	12	772
Okaloosa	755	0%	15	770
Santa Rosa	668	0%	8	676
Desoto	661	0%		661
Bay	549	0%	32	581
Suwannee	546	0%	15	561
Hardee	463	0%	5	468

County	FL resident		Non-FL resident	Total
Hernando	444	0%	7	451
Putnam	431	0%	2	433
Gadsden	402	0%	4	406
Okeechobee	388	0%	2	390
Sumter	384	0%	3	387
Jackson	372	0%	9	381
Hamilton	373	0%	3	376
Highlands	369	0%	3	372
Citrus	345	0%		345
Flagler	331	0%	9	340
Columbia	314	0%	2	316
Monroe	280	0%	16	296
Walton	258	0%	33	291
Liberty	230	0%		230
Nassau	215	0%	10	225
Madison	213	0%	5	218
Holmes	188	0%	3	191
Levy	179	0%	3	182
Unknown	33	0%	139	172
Glades	167	0%		167
Washington	115	0%	2	117
Gilchrist	106	0%		106
Bradford	89	0%		89
Calhoun	85	0%		85
Taylor	84	0%	1	85
Baker	80	0%		80
Union	71	0%		71
Wakulla	68	0%	3	71
Dixie	69	0%		69
Jefferson	55	0%	2	57
Lafayette	33	0%		33
Gulf	29	0%	3	32
Franklin	8	0%	1	9
Total	166,303		2,803	169,106

Coronavirus: characteristics of 166,303 Florida resident cases

Data through Jul 1, 2020 verified as of Jul 2, 2020 at 09:25 AM

Data in this report are provisional and subject to change.

The table below includes the cities and counties of residence for cases in Florida residents based on the patient's ZIP Code.

Note that city is not always received as part of the initial notification and may be missing while the case is being investigated.

City and county	Cases
Miami, Dade	24,212
Orlando, Orange	8,513
Tampa, Hillsborough	7,813
Jacksonville, Duval	6,492
Hialeah, Dade	5,613
Fort Lauderdale, Broward	3,686
Hollywood, Broward	3,462
West Palm Beach, Palm Beach	3,455
Saint Petersburg, Pinellas	3,354
Fort Myers, Lee	2,688
Homestead, Dade	2,685
Naples, Collier	2,639
Bradenton, Manatee	2,194
Lake Worth, Palm Beach	2,105
Pompano Beach, Broward	1,922
Kissimmee, Osceola	1,784
Pensacola, Escambia	1,642
Boca Raton, Palm Beach	1,571
Immokalee, Collier	1,511
Lakeland, Polk	1,394
Boynton Beach, Palm Beach	1,359
Miami Beach, Dade	1,320
Tallahassee, Leon	1,315
Lehigh Acres, Lee	1,309
Clearwater, Pinellas	1,234
Sarasota, Sarasota	1,223
Miramar, Broward	1,217
Cape Coral, Lee	1,212
Port Saint Lucie, St. Lucie	1,199
Gainesville, Alachua	1,117
Stuart, Martin	1,042
Miami Gardens, Dade	992
Winter Haven, Polk	964
Delray Beach, Palm Beach	953
Lake Worth Beach, Palm Beach	864
Opa Locka, Dade	808
Brandon, Hillsborough	767
Riverview, Hillsborough	753
Indiantown, Martin	713
Largo, Pinellas	703
Jupiter, Palm Beach	699
Coral Springs, Broward	685
Plant City, Hillsborough	676
Apopka, Orange	634
Fort Pierce, St. Lucie	629
North Miami Beach, Dade	614
Melbourne, Brevard	605
Missing, Broward	587
Arcadia, Desoto	579
Belle Glade, Palm Beach	579
Clewiston, Hendry	559
Sunrise, Broward	556
Sanford, Seminole	555
Ocala, Marion	544
North Miami, Dade	530
New Port Richey, Pasco	530
Winter Park, Orange	518
Daytona Beach, Volusia	517
Davie, Broward	515

Coronavirus: characteristics of 166,303 Florida resident cases

Data through Jul 1, 2020 verified as of Jul 2, 2020 at 09:25 AM

Data in this report are provisional and subject to change.

The table below includes the cities and counties of residence for cases in Florida residents based on the patient's ZIP Code.

Note that city is not always received as part of the initial notification and may be missing while the case is being investigated.

City and county	Cases
Palmetto, Manatee	507
Florida City, Dade	505
Royal Palm Beach, Palm Beach	502
Oviedo, Seminole	495
Doral, Dade	492
Palm Beach Gardens, Palm Beach	482
Port Charlotte, Charlotte	481
Saint Augustine, St. Johns	474
Live Oak, Suwannee	473
Vero Beach, Indian River	464
Deerfield Beach, Broward	460
Altamonte Springs, Seminole	450
Palm Bay, Brevard	428
Winter Garden, Orange	419
Saint Cloud, Osceola	412
Clermont, Lake	407
Plantation, Broward	406
Deland, Volusia	405
Deltona, Volusia	396
Seminole, Pinellas	390
Margate, Broward	390
Okeechobee, Okeechobee	378
Bonita Springs, Lee	377
Wesley Chapel, Pasco	375
Orange Park, Clay	366
Tamarac, Broward	364
Panama City, Bay	364
Pinellas Park, Pinellas	360
Ocoee, Orange	353
Longwood, Seminole	352
Land O Lakes, Pasco	351
Wellington, Palm Beach	346
Palm Harbor, Pinellas	343
Coral Gables, Dade	336
Labelle, Hendry	329
Ruskin, Hillsborough	327
Davenport, Polk	326
Jacksonville Beach, Duval	319
Lutz, Hillsborough	313
North Lauderdale, Broward	313
Fort Walton Beach, Okaloosa	306
Pembroke Pines, Broward	304
Cocoa, Brevard	303
Casselberry, Seminole	302
Missing, Palm Beach	301
Hallandale, Broward	299
Milton, Santa Rosa	297
Lake City, Columbia	296
Coconut Creek, Broward	289
Jasper, Hamilton	288
Valrico, Hillsborough	285
Windermere, Orange	282
South Bay, Palm Beach	282
Lake Mary, Seminole	281
South Miami, Dade	279
Weston, Broward	277
Quincy, Gadsden	272
Wimauma, Hillsborough	271
Palm Coast, Flagler	269

Coronavirus: characteristics of 166,303 Florida resident cases

Data through Jul 1, 2020 verified as of Jul 2, 2020 at 09:25 AM

Data in this report are provisional and subject to change.

The table below includes the cities and counties of residence for cases in Florida residents based on the patient's ZIP Code.

Note that city is not always received as part of the initial notification and may be missing while the case is being investigated.

City and county	Cases
Spring Hill, Hernando	268
Punta Gorda, Charlotte	266
Aventura, Dade	261
Oakland Park, Broward	255
Bartow, Polk	255
Pahokee, Palm Beach	245
Winter Springs, Seminole	242
Palatka, Putnam	242
Missing, Dade	237
Tavares, Lake	236
Wauchula, Hardee	224
Bristol, Liberty	224
Haines City, Polk	217
Maitland, Orange	216
Ponte Vedra Beach, St. Johns	209
North Port, Sarasota	205
Leesburg, Lake	202
Missing, Collier	202
North Fort Myers, Lee	201
Ormond Beach, Volusia	201
Fellsmere, Indian River	192
Miami Lakes, Dade	186
Tarpon Springs, Pinellas	183
Zephyrhills, Pasco	179
Seffner, Hillsborough	175
Riviera Beach, Palm Beach	175
Bonifay, Holmes	175
Port Richey, Pasco	174
Sneads, Jackson	173
Lantana, Palm Beach	169
Kissimmee, Polk	168
Lake Wales, Polk	168
Auburndale, Polk	166
Middleburg, Clay	165
Dunedin, Pinellas	164
Eustis, Lake	164
Dade City, Pasco	160
Loxahatchee, Palm Beach	159
Port Orange, Volusia	159
Sebring, Highlands	157
Moore Haven, Glades	157
Orange City, Volusia	149
Green Cove Springs, Clay	149
Merritt Island, Brevard	147
Odessa, Hillsborough	147
Hudson, Pasco	146
Mulberry, Polk	146
Hobe Sound, Martin	146
Palm City, Martin	145
Bushnell, Sumter	144
Wilton Manors, Broward	144
Holiday, Pasco	143
Lauderhill, Broward	140
Cantonment, Escambia	135
Titusville, Brevard	135
Estero, Lee	135
Saint Johns, St. Johns	134
Gulf Breeze, Santa Rosa	133
Brooksville, Hernando	133

Coronavirus: characteristics of 166,303 Florida resident cases

Data through Jul 1, 2020 verified as of Jul 2, 2020 at 09:25 AM

Data in this report are provisional and subject to change.

The table below includes the cities and counties of residence for cases in Florida residents based on the patient's ZIP Code.

Note that city is not always received as part of the initial notification and may be missing while the case is being investigated.

City and county	Cases
Dover, Hillsborough	132
Missing, Hillsborough	132
Destin, Okaloosa	130
Madison, Madison	128
Venice, Sarasota	128
Debary, Volusia	127
Atlantic Beach, Duval	127
Rockledge, Brevard	123
Gibsonton, Hillsborough	121
Cooper City, Broward	121
Missing, Orange	121
Defuniak Springs, Walton	120
Pinecrest, Dade	118
The Villages, Sumter	117
Avon Park, Highlands	116
Marianna, Jackson	115
Parrish, Manatee	115
Bowling Green, Hardee	114
Key Biscayne, Dade	114
Lauderdale Lakes, Broward	113
Dania, Broward	111
Palm Springs, Palm Beach	110
Crestview, Okaloosa	109
Oldsmar, Pinellas	107
Fort Meade, Polk	107
Frostproof, Polk	107
Missing, Duval	103
Navarre, Santa Rosa	102
Sarasota, Manatee	100
Missing, Polk	100
New Smyrna Beach, Volusia	96
Chiefland, Levy	96
Inverness, Citrus	96
Key West, Monroe	96
Apollo Beach, Hillsborough	95
Mount Dora, Lake	94
Ponte Vedra, St. Johns	93
Chipley, Washington	92
Missing, Pasco	92
Safety Harbor, Pinellas	91
Groveland, Lake	90
Fernandina Beach, Nassau	90
Panama City Beach, Bay	90
North Palm Beach, Palm Beach	88
Lithia, Hillsborough	88
Ellenton, Manatee	87
Fleming Island, Clay	86
Parkland, Broward	84
Neptune Beach, Duval	82
Missing, Hendry	80
Missing, Lee	80
Trenton, Gilchrist	78
Crescent City, Putnam	78
Missing, Hardee	78
Perry, Taylor	76
Jennings, Hamilton	76
Sun City Center, Hillsborough	74
Pace, Santa Rosa	72
Missing, Desoto	69

Coronavirus: characteristics of 166,303 Florida resident cases

Data through Jul 1, 2020 verified as of Jul 2, 2020 at 09:25 AM

Data in this report are provisional and subject to change.

The table below includes the cities and counties of residence for cases in Florida residents based on the patient's ZIP Code.

Note that city is not always received as part of the initial notification and may be missing while the case is being investigated.

City and county	Cases
Jacksonville, St. Johns	69
Blountstown, Calhoun	69
Santa Rosa Beach, Walton	69
Cocoa Beach, Brevard	68
Jensen Beach, Martin	68
Missing, St. Johns	67
Niceville, Okaloosa	66
Holly Hill, Volusia	66
Starke, Bradford	65
Palmetto Bay, Dade	64
Summerfield, Marion	64
Thonotosassa, Hillsborough	62
Sebastian, Indian River	61
Missing, Brevard	60
Alachua, Alachua	59
Crawfordville, Wakulla	58
Macclenny, Baker	56
Satellite Beach, Brevard	56
Crystal River, Citrus	55
Clearwater Beach, Pinellas	54
Lake Placid, Highlands	54
Missing, Madison	53
Missing, Citrus	51
Lynn Haven, Bay	50
Mary Esther, Okaloosa	50
Myakka City, Manatee	50
Newberry, Alachua	49
Missing, Osceola	49
Lake Park, Palm Beach	48
Chuluota, Seminole	48
Ave Maria, Collier	47
Monticello, Jefferson	47
Shalimar, Okaloosa	47
Key Largo, Monroe	46
Palm Beach, Palm Beach	46
Englewood, Charlotte	46
Edgewater, Volusia	46
Missing, Santa Rosa	45
Carol City, Dade	44
Yulee, Nassau	43
Spring Hill, Pasco	43
Tavernier, Monroe	42
Pierson, Volusia	42
Lake Alfred, Polk	42
Tequesta, Palm Beach	42
Old Town, Dixie	41
Zolfo Springs, Hardee	40
Belleview, Marion	40
Missing, Indian River	40
Havana, Gadsden	39
De Leon Springs, Volusia	39
Geneva, Seminole	39
Missing, Marion	38
Missing, Seminole	38
Callahan, Nassau	38
Missing, Volusia	38
Sorrento, Lake	38
Marathon, Monroe	38
Minneola, Lake	38

Coronavirus: characteristics of 166,303 Florida resident cases

Data through Jul 1, 2020 verified as of Jul 2, 2020 at 09:25 AM

Data in this report are provisional and subject to change.

The table below includes the cities and counties of residence for cases in Florida residents based on the patient's ZIP Code.

Note that city is not always received as part of the initial notification and may be missing while the case is being investigated.

City and county	Cases
Missing, Sarasota	37
Cape Canaveral, Brevard	37
Marco Island, Collier	37
Williston, Levy	37
Gotha, Orange	37
Indialantic, Brevard	36
West Melbourne, Brevard	36
Missing, St. Lucie	35
Homosassa, Citrus	34
Trinity, Pasco	34
Lady Lake, Lake	34
Missing, Escambia	34
Greenacres, Palm Beach	33
Eagle Lake, Polk	33
Dunnellon, Marion	32
Gulfport, Pinellas	32
Fort Myers Beach, Lee	32
Missing, Highlands	32
Missing, Pinellas	31
Nokomis, Sarasota	31
Mascotte, Lake	31
Missing, Manatee	31
Polk City, Polk	30
Midway, Gadsden	28
Lakewood Ranch, Manatee	28
Interlachen, Putnam	28
Medley, Dade	27
Missing, Monroe	27
O Brien, Suwannee	27
Mayo, Lafayette	27
Bronson, Levy	27
Flagler Beach, Flagler	27
Mims, Brevard	27
Lake Butler, Union	27
Rotunda West, Charlotte	26
Lake Panasoffkee, Sumter	25
Hilliard, Nassau	25
Southwest Ranches, Broward	25
Oxford, Sumter	25
Chattahoochee, Gadsden	25
East Palatka, Putnam	25
Missing, Hernando	25
Bunnell, Flagler	25
Beverly Hills, Citrus	25
Belle Isle, Orange	25
High Springs, Alachua	24
El Portal, Dade	24
Cross City, Dixie	24
Lecanto, Citrus	24
Alva, Lee	23
West Miami, Dade	23
Umatilla, Lake	23
Zellwood, Orange	23
Missing, Unknown	23
Miramar Beach, Walton	23
South Daytona, Volusia	22
Englewood, Sarasota	22
Indian Rocks Beach, Pinellas	22
Molino, Escambia	22

Coronavirus: characteristics of 166,303 Florida resident cases

Data through Jul 1, 2020 verified as of Jul 2, 2020 at 09:25 AM

Data in this report are provisional and subject to change.

The table below includes the cities and counties of residence for cases in Florida residents based on the patient's ZIP Code.

Note that city is not always received as part of the initial notification and may be missing while the case is being investigated.

City and county	Cases
Florida Dept Of Corrections, Union	22
South Pasadena, Pinellas	22
Gretna, Gadsden	22
Bal Harbour, Dade	22
Oakland, Orange	22
Freeport, Walton	21
Fruitland Park, Lake	21
Raiford, Union	21
Missing, Lake	21
Cutler Bay, Dade	20
Wildwood, Sumter	20
Surfside, Dade	20
Christmas, Orange	20
Montverde, Lake	20
Hernando, Citrus	20
Viera, Brevard	19
Seville, Volusia	19
Coconut Grove, Dade	19
Biscayne Park, Dade	19
Keystone Heights, Clay	18
Citrus Springs, Citrus	18
Felda, Hendry	18
Indian Harbour Beach, Brevard	18
Osprey, Sarasota	18
Bell, Gilchrist	18
Kenneth City, Pinellas	18
Melbourne Beach, Brevard	18
Branford, Suwannee	17
Greenwood, Jackson	17
Sanibel, Lee	17
Missing, Martin	17
Hallandale Beach, Broward	17
Jay, Santa Rosa	17
Fort White, Columbia	17
Citra, Marion	17
Missing, Jackson	17
Missing, Okaloosa	16
Missing, Leon	16
Webster, Sumter	16
Cottondale, Jackson	16
Dundee, Polk	15
Dunnellon, Citrus	15
Mcalpin, Suwannee	15
Weeki Wachee, Hernando	15
Atlantis, Palm Beach	15
Hialeah Gardens, Dade	15
Missing, Walton	14
Unknown, Orange	14
Poinciana, Polk	14
North Bay Village, Dade	14
Celebration, Osceola	14
Greenville, Madison	14
Malabar, Brevard	14
Port Saint Joe, Gulf	14
Lawtey, Bradford	14
Archer, Alachua	14
Juno Beach, Palm Beach	14
Temple Terrace, Hillsborough	14
Fern Park, Seminole	13

Coronavirus: characteristics of 166,303 Florida resident cases

Data through Jul 1, 2020 verified as of Jul 2, 2020 at 09:25 AM

Data in this report are provisional and subject to change.

The table below includes the cities and counties of residence for cases in Florida residents based on the patient's ZIP Code.

Note that city is not always received as part of the initial notification and may be missing while the case is being investigated.

City and county	Cases
Center Hill, Sumter	13
Hawthorne, Alachua	13
Hypoluxo, Palm Beach	13
Sunny Isles Beach, Dade	13
Wewahitchka, Gulf	13
Melrose, Putnam	13
Lee, Madison	13
Satsuma, Putnam	13
Canal Point, Palm Beach	13
Howey-In-The-Hills, Lake	13
Miami Springs, Dade	13
Lake Hamilton, Polk	12
Ocklawaha, Marion	12
Vernon, Washington	12
Babson Park, Polk	12
Grand Island, Lake	12
Century, Escambia	12
Hastings, St. Johns	11
San Antonio, Pasco	11
Sanderson, Baker	11
Madeira Beach, Pinellas	11
Kendall, Dade	11
Missing, Clay	11
Carrollwood, Hillsborough	11
Osteen, Volusia	10
Islamorada, Monroe	10
Grand Ridge, Jackson	10
Youngstown, Bay	10
Belleair Beach, Pinellas	10
Baker, Okaloosa	10
Alafaya, Orange	10
Lauderdale By The Sea, Broward	10
Missing, Okeechobee	10
The Villages, Lake	10
Altha, Calhoun	10
Big Pine Key, Monroe	10
Missing, Flagler	10
Glen Saint Mary, Baker	10
Bryceville, Nassau	9
West Park, Broward	9
Grant-Valkaria, Brevard	9
Bradenton Beach, Manatee	9
Missing, Gilchrist	9
Missing, Nassau	9
Southport, Bay	9
Yalaha, Lake	9
Lake Helen, Volusia	9
Pomona Park, Putnam	9
Malone, Jackson	9
Sweetwater, Dade	9
Greensboro, Gadsden	9
Morriston, Levy	9
Waverly, Polk	8
Patrick Air Force Base, Brevard	8
Princeton, Dade	8
Reddick, Marion	8
Elkton, St. Johns	8
Missing, Holmes	8
Odessa, Pasco	8

Coronavirus: characteristics of 166,303 Florida resident cases

Data through Jul 1, 2020 verified as of Jul 2, 2020 at 09:25 AM

Data in this report are provisional and subject to change.

The table below includes the cities and counties of residence for cases in Florida residents based on the patient's ZIP Code.

Note that city is not always received as part of the initial notification and may be missing while the case is being investigated.

City and county	Cases
Haverhill, Palm Beach	8
Bokeelia, Lee	8
Eglin Air Force Base, Okaloosa	8
Weirsdale, Marion	8
Silver Springs, Marion	8
Crystal Beach, Pinellas	8
Missing, Bay	8
Missing, Washington	7
Venus, Highlands	7
Missing, Suwannee	7
Naranja, Dade	7
Lake Suzy, Desoto	7
Ona, Hardee	7
Missing, Gadsden	7
Fort Denaud, Hendry	7
Waldo, Alachua	7
Missing, Levy	7
Placida, Charlotte	7
Holmes Beach, Manatee	7
Belleair, Pinellas	7
Callaway, Bay	7
White Springs, Hamilton	7
Lighthouse Point, Broward	7
Ochopee, Collier	7
Okahumpka, Lake	7
Oak Hill, Volusia	7
Lady Lake, Sumter	7
Miami Shores, Dade	7
Coleman, Sumter	7
Bellview, Escambia	7
Reunion, Osceola	7
Singer Island, Palm Beach	7
Missing, Charlotte	6
Edgewood, Orange	6
San Mateo, Putnam	6
Anthony, Marion	6
Golden Beach, Dade	6
Missing, Jefferson	6
Altoona, Lake	6
Bay Harbor Islands, Dade	6
Nocatee, Desoto	6
Micanopy, Alachua	6
Mcdavid, Escambia	6
Floral City, Citrus	6
Sumterville, Sumter	6
Sun City, Hillsborough	5
Village Of Palmetto Bay, Dade	5
Laurel Hill, Okaloosa	5
Heathrow, Seminole	5
Hosford, Liberty	5
Goulds, Dade	5
Astor, Lake	5
Baldwin, Duval	5
Santa Fe, Alachua	5
Hollister, Putnam	5
Wellborn, Suwannee	5
Barefoot Bay, Brevard	5
Graceville, Jackson	5
Alford, Jackson	5

Coronavirus: characteristics of 166,303 Florida resident cases

Data through Jul 1, 2020 verified as of Jul 2, 2020 at 09:25 AM

Data in this report are provisional and subject to change.

The table below includes the cities and counties of residence for cases in Florida residents based on the patient's ZIP Code.

Note that city is not always received as part of the initial notification and may be missing while the case is being investigated.

City and county	Cases
North Redington Beach, Pinellas	5
Pinetta, Madison	5
Matlacha, Lee	5
Florahome, Putnam	5
Fountain, Bay	5
Fruit Cove, St. Johns	4
Labelle, Glades	4
Long Boat Key, Manatee	4
Sebastian, Brevard	4
Saint Pete Beach, Pinellas	4
Kathleen, Polk	4
Homeland, Polk	4
Carrabelle, Franklin	4
Siesta Key, Sarasota	4
Sopchoppy, Wakulla	4
Tierra Verde, Pinellas	4
Ponce Inlet, Volusia	4
Poinciana, Osceola	4
Dania Beach, Broward	4
Missing, Sumter	4
Bayonet Point, Pasco	4
Valparaiso, Okaloosa	4
Saint James City, Lee	4
Paisley, Lake	4
Summerland Key, Monroe	4
Terra Ceia, Manatee	4
Holt, Okaloosa	4
Missing, Lafayette	4
Ocean Ridge, Palm Beach	4
Missing, Alachua	4
Tioga, Alachua	4
Wahneta, Polk	3
Northdale, Hillsborough	3
Lorida, Highlands	3
Missing, Bradford	3
Mangonia Park, Palm Beach	3
Longboat Key, Manatee	3
Balm, Hillsborough	3
Bascom, Jackson	3
Buena Ventura Lakes, Osceola	3
Perdido Key, Escambia	3
Walnut Hill, Escambia	3
Westville, Holmes	3
Treasure Island, Pinellas	3
Missing, Dixie	3
Missing, Calhoun	3
Kindred, Osceola	3
Astatula, Lake	3
Brooker, Bradford	3
Candler, Marion	3
Missing, Glades	3
Mango, Hillsborough	3
Mayport, Duval	3
Kissimmee, Orange	3
La Crosse, Alachua	3
Belleair Bluffs, Pinellas	3
Intercession City, Osceola	3
Lutz, Pasco	3
Eastpoint, Franklin	3

Coronavirus: characteristics of 166,303 Florida resident cases

Data through Jul 1, 2020 verified as of Jul 2, 2020 at 09:25 AM

Data in this report are provisional and subject to change.

The table below includes the cities and counties of residence for cases in Florida residents based on the patient's ZIP Code.

Note that city is not always received as part of the initial notification and may be missing while the case is being investigated.

City and county	Cases
Tyndall Air Force Base, Bay	3
Tice, Lee	3
Ponce De Leon, Walton	3
Hampton, Bradford	3
Bonifay, Washington	3
Cloud Lake, Palm Beach	3
Missing, Baker	3
Missing, Taylor	3
Palmdale, Glades	3
Steinhatchee, Taylor	3
Winter Park, Seminole	2
Yankeetown, Levy	2
Plymouth, Orange	2
Pensacola Beach, Santa Rosa	2
Palma Sola, Manatee	2
Davenport, Osceola	2
Forest City, Orange	2
Sydney, Hillsborough	2
Cudjoe Key, Monroe	2
Cutler Ridge, Dade	2
Bay Pines, Pinellas	2
Azalea Park, Orange	2
Lamont, Jefferson	2
Lealman, Pinellas	2
Missing, Hamilton	2
Missing, Wakulla	2
Lockhart, Orange	2
Inlet Beach, Walton	2
Clarksville, Calhoun	2
Captiva, Lee	2
Hawthorne, Putnam	2
Ridge Manor, Pasco	2
University Park, Manatee	2
Graceville, Holmes	2
Fort Mccoy, Marion	2
Fisher Island, Dade	2
Boca Grande, Lee	2
North Venice, Sarasota	2
Pembroke Park, Broward	2
Pine Hills, Orange	2
Homeless, Hillsborough	2
Hernando Beach, Hernando	2
Hiwassee, Orange	2
Gulf Breeze, Escambia	2
Centerville, Leon	2
Missing, Gulf	2
Sugarloaf, Monroe	2
Wabasso, Indian River	2
Lehigh, Lee	2
Longboat Key, Sarasota	2
Aloma, Orange	2
Branford, Lafayette	2
Destin, Walton	2
Tallevast, Manatee	2
Saint Marks, Wakulla	2
San Carlos Park, Lee	2
Campbellton, Jackson	2
Braden River, Manatee	2
Gulf Stream, Palm Beach	2

Coronavirus: characteristics of 166,303 Florida resident cases

Data through Jul 1, 2020 verified as of Jul 2, 2020 at 09:25 AM

Data in this report are provisional and subject to change.

The table below includes the cities and counties of residence for cases in Florida residents based on the patient's ZIP Code.

Note that city is not always received as part of the initial notification and may be missing while the case is being investigated.

City and county	Cases
City Of Sunrise, Broward	2
Fpo, Duval	2
Miromar Lakes, Lee	2
Highland City, Polk	2
Missing, Putnam	2
Miami, Martin	2
Goodland, Collier	2
Harmony, Osceola	2
Durant, Hillsborough	2
At Large, Broward	2
Port Saint John, Brevard	2
Saint Leo, Pasco	2
Sand Lake, Orange	1
Unknown Out Of Area, Palm Beach	1
West Delray Beach, Palm Beach	1
West Palm Beach, Unknown	1
Altamonte Springs, Orange	1
Apo, Collier	1
Celebration, Orange	1
Franklin, Orange	1
Lake Butler, Bradford	1
Litchfield Park, Unknown	1
Mount Dora, Orange	1
New Church, Palm Beach	1
Pasadena, Pinellas	1
Pensacola Naval Hospital, Escambia	1
Perrine, Dade	1
Point Washington, Walton	1
New Smyrna, Volusia	1
Mount Plymouth, Lake	1
Hillsboro Beach, Broward	1
Holder, Citrus	1
Indian River Shores, Indian River	1
Indian Rock Beach, Pinellas	1
Kenansville, Osceola	1
Elfers, Pasco	1
Everglades National Park, Dade	1
Fanning Springs, Gilchrist	1
Fernandina, Nassau	1
Georgetown, Putnam	1
Cedar Key, Levy	1
Dowling Park, Suwannee	1
Eaton Park, Polk	1
Cypress Gardens, Polk	1
Pooler, Broward	1
Okeechobee, Martin	1
Oneco, Manatee	1
Salem, Taylor	1
Samoset, Manatee	1
Westchase, Hillsborough	1
South Palm Beach, Palm Beach	1
Union Park, Orange	1
Virginia Gardens, Dade	1
Wakulla Springs, Wakulla	1
Sharpes, Brevard	1
Sorrento, Orange	1
Perth Amboy, Hillsborough	1
Rivera Beach, Palm Beach	1
Rubonia, Manatee	1

Coronavirus: characteristics of 166,303 Florida resident cases

Data through Jul 1, 2020 verified as of Jul 2, 2020 at 09:25 AM

Data in this report are provisional and subject to change.

The table below includes the cities and counties of residence for cases in Florida residents based on the patient's ZIP Code.

Note that city is not always received as part of the initial notification and may be missing while the case is being investigated.

City and county	Cases
Steinhatchee, Dixie	1
Stock Island, Monroe	1
Unknown, Unknown	1
University Of Tampa, Hillsborough	1
Eatonville, Orange	1
Cape Haze, Charlotte	1
Alva, Escambia	1
Bayou George, Bay	1
Jasper, Alachua	1
Homeless, Hernando	1
Hudson, Pinellas	1
Unknown, Seminole	1
Westville, Walton	1
Ybor City, Hillsborough	1
Saint Johns, Duval	1
Pensacola Beach, Escambia	1
Pine Castle, Orange	1
Eloise, Polk	1
Enterprise, Volusia	1
Ft Pierce, St. Lucie	1
Alpharetta, Broward	1
Hutchinson Island, St. Lucie	1
Indian Lake Estates, Polk	1
Key Colony Beach, Monroe	1
Lacoochee, Pasco	1
Lamont, Taylor	1
Palm Shores, Brevard	1
Parker, Bay	1
Oklawaha, Marion	1
Missing, Union	1
Sewalls Point, Martin	1
South Daytona Beach, Volusia	1
Switzerland, St. Johns	1
Tampa Palms, Hillsborough	1
Tampa, Pinellas	1
Tangerine, Orange	1
Tewksbury, Orange	1
Unknown, Columbia	1
Unknown, Palm Beach	1
Welaka, Putnam	1
Buckingham, Lee	1
Bay Lake, Orange	1
Aollywoss, Dade	1
Apalachicola, Franklin	1
Arnondale, Hillsborough	1
Caryville, Washington	1
Bradley, Polk	1
Estero, Collier	1
Clermont, Orange	1
Clermont, Polk	1
Fl, Dade	1
Fellsmele, Brevard	1
Inlet Beach, Bay	1
Jacksonville, Unknown	1
Milton, Escambia	1
Manalapan, Palm Beach	1
Unknown, Broward	1
Valkaria, Brevard	1
Venice, Hillsborough	1

Coronavirus: characteristics of 166,303 Florida resident cases

Data through Jul 1, 2020 verified as of Jul 2, 2020 at 09:25 AM

Data in this report are provisional and subject to change.

The table below includes the cities and counties of residence for cases in Florida residents based on the patient's ZIP Code.

Note that city is not always received as part of the initial notification and may be missing while the case is being investigated.

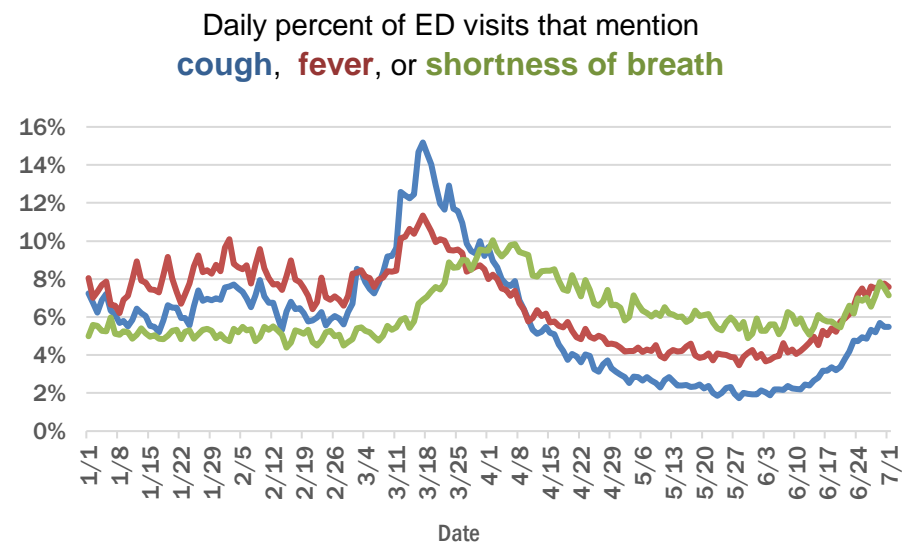
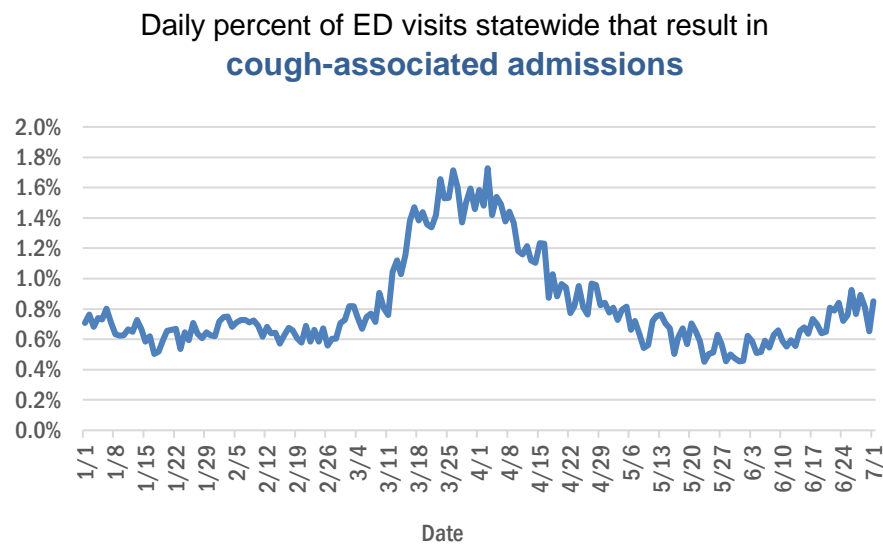
City and county	Cases
Tallahassee, Unknown	1
The Villages, Marion	1
Seven Springs, Pasco	1
Quail Heights, Dade	1
Port Everglades, Broward	1
West Bradenton, Manatee	1
West Villages, Sarasota	1
Indian Shores, Pinellas	1
Jupiter, Duval	1
Kinard, Calhoun	1
Lake Como, Putnam	1
Lake Monroe, Seminole	1
Laud-By-The-Sea, Broward	1
Loxahatchee Groves, Palm Beach	1
Miami, Unknown	1
Palm Beach Shores, Palm Beach	1
Melboure, Brevard	1
Long Key, Monroe	1
Greenacres, Unknown	1
Anna Maria, Manatee	1
Apopka, Unknown	1
Bayshore Gardens, Manatee	1
Bonita Springs, Collier	1
Bonita Springs, Manatee	1
Duette, Manatee	1
Everglades City, Collier	1
Fwb, Walton	1
Gibsonia, Polk	1
Redington Beach, Pinellas	1
Town N Country, Hillsborough	1
Winterpark, Unknown	1
Panacea, Wakulla	1
Ocala, Unknown	1
Gastonia, Polk	1
Green Acres, Palm Beach	1
Loughman, Polk	1
Lake City, Suwannee	1
Champions Gate, Polk	1
Chokoloskee, Collier	1
Florida State University, Leon	1
Alturas, Polk	1
Paxton, Walton	1
Penney Farms, Clay	1
Lake Harbor, Palm Beach	1
Missing, Liberty	1
Scottsmoor, Brevard	1
Smiawic, Dade	1
Wimauma, Manatee	1
Total	166,303

Coronavirus: additional surveillance information

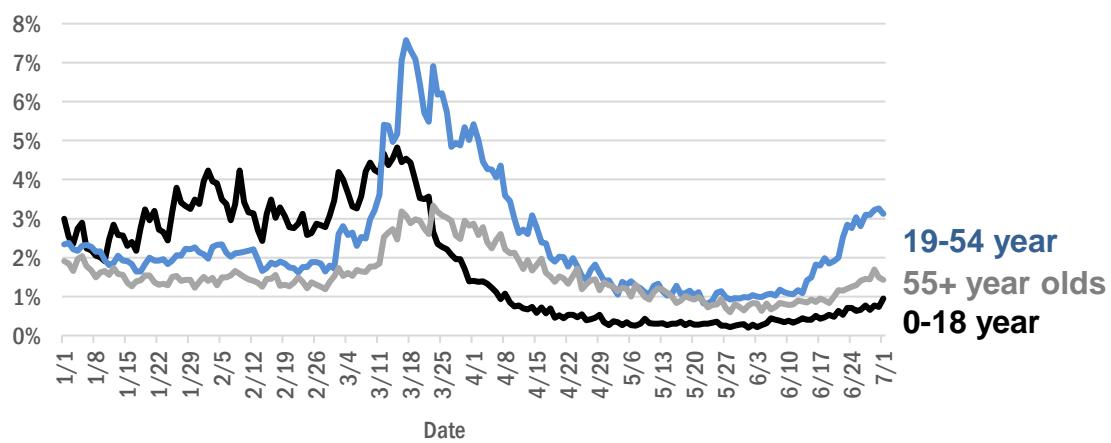
Data through Jul 1, 2020 verified as of Jul 2, 2020 at 09:25 AM

Data in this report are provisional and subject to change.

Statewide emergency department (ED) chief complaint and admission data



Daily percent of ED visits statewide that mention cough by age group



The Electronic Surveillance System for the Early Notification of Community-Based Epidemics (ESSENCE-FL) includes chief complaint data from 211 of 212 Florida EDs. Data are transmitted electronically to ESSENCE-FL daily or hourly.

Coronavirus: All persons with tests reported

Data through Jul 1, 2020 verified as of Jul 2, 2020 at 09:25 AM

Data in this report are provisional and subject to change.

The table below includes persons with laboratory results that the Department of Health has received electronically or by mail/fax for Florida residents and non-Florida residents.

County	Awaiting testing	Inconclusive	Negative	Positive	Percent positive	Total tested
Dade	163	354	288,904	40,265	12%	329,523
Broward	37	91	187,560	17,116	8%	204,767
Palm Beach	167	236	133,817	14,859	10%	148,912
Hillsborough	107	90	119,606	12,376	9%	132,072
Orange	89	156	129,479	11,458	8%	141,093
Pinellas	50	33	89,981	7,249	7%	97,263
Duval	55	133	101,666	7,247	7%	109,046
Lee	20	15	52,267	6,223	11%	58,505
Collier	105	16	30,583	4,539	13%	35,138
Polk	18	26	44,242	4,327	9%	48,595
Manatee	1	17	38,596	3,175	8%	41,788
Seminole	19	29	35,488	2,837	7%	38,354
Volusia	4	29	39,315	2,372	6%	41,716
Osceola	59	48	25,050	2,349	9%	27,447
Pasco	36	12	34,490	2,274	6%	36,776
Escambia	3	12	32,398	2,240	6%	34,650
Brevard	2	6	45,610	2,180	5%	47,796
Martin	31	22	15,002	2,151	13%	17,175
St. Lucie	91	10	21,439	1,876	8%	23,325
Sarasota	7	5	35,655	1,707	5%	37,367
Lake	32	20	33,499	1,508	4%	35,027
Leon	10	53	28,674	1,377	5%	30,104
Alachua		9	41,526	1,332	3%	42,867
St. Johns	23	24	20,470	1,088	5%	21,582
Hendry		2	4,286	993	19%	5,281
Charlotte	5	4	11,922	836	7%	12,762
Clay	1	11	16,933	801	5%	17,745
Marion	401	5	23,881	789	3%	24,675
Indian River	26	2	14,029	772	5%	14,803
Okaloosa	2	14	13,327	770	5%	14,111
Santa Rosa	1	2	12,554	676	5%	13,232
Desoto	15	5	4,158	661	14%	4,824
Bay	2	9	7,742	581	7%	8,332
Suwannee	1	3	3,828	561	13%	4,392
Hardee		2	2,151	468	18%	2,621
Hernando		1	10,217	451	4%	10,669
Putnam	2	1	6,451	433	6%	6,885
Gadsden	1	9	5,554	406	7%	5,969
Okeechobee			3,375	390	10%	3,765
Sumter	23	7	7,585	387	5%	7,979
Jackson	1	9	4,942	381	7%	5,332
Hamilton	1	2	2,531	376	13%	2,909
Highlands	6	15	9,133	372	4%	9,520
Citrus	2	4	10,018	345	3%	10,367
Flagler	1	5	8,130	340	4%	8,475
Columbia	3	5	5,834	316	5%	6,155
Monroe	42		5,625	296	5%	5,921
Walton		3	3,435	291	8%	3,729

Coronavirus: All persons with tests reported

Data through Jul 1, 2020 verified as of Jul 2, 2020 at 09:25 AM

Data in this report are provisional and subject to change.

The table below includes persons with laboratory results that the Department of Health has received electronically or by mail/fax for Florida residents and non-Florida residents.

County	Awaiting testing	Inconclusive	Negative	Positive	Percent positive	Total tested
Liberty	1	2	2,118	230	10%	2,350
Nassau	9	3	7,203	225	3%	7,431
Madison	1	5	1,842	218	11%	2,065
Holmes		4	2,382	191	7%	2,577
Levy		2	3,110	182	6%	3,294
Unknown		13	2,261	172	7%	2,446
Glades			493	167	25%	660
Washington	3	1	1,750	117	6%	1,868
Gilchrist		3	2,269	106	4%	2,378
Bradford	1	2	2,594	89	3%	2,685
Calhoun		2	832	85	9%	919
Taylor	1	2	1,351	85	6%	1,438
Baker			1,807	80	4%	1,887
Union			2,282	71	3%	2,353
Wakulla	1	4	2,199	71	3%	2,274
Dixie			1,346	69	5%	1,415
Jefferson		1	1,225	57	4%	1,283
Lafayette		1	520	33	6%	554
Gulf	1		1,556	32	2%	1,588
Franklin			979	9	1%	988
Total	1,683	1,611	1,863,077	169,106	8%	2,033,794

Coronavirus: testing by laboratory

Data through Jul 1, 2020 verified as of Jul 2, 2020 at 09:25 AM

Data in this report are provisional and subject to change.

The numbers in the table below represent the number for whom test results were received by the Department of Health. A person can be tested by more than one laboratory and can have both positive and negative results. **Therefore, the sum of the numbers in each column will be larger than the total number of people tested.**

Reporting lab	Inconclusive	Negative	Positive	Percent positive	Total
QUEST DIAGNOSTICS - TAMPA	832	382,124	39,510	9%	422,466
LABORATORY CORPORATION OF AMERICA	275	270,304	28,121	9%	298,700
BIO REFERENCE LABORATORIES, INC	658	243,700	28,866	11%	273,224
GENETWORX	654	173,312	7,813	4%	181,779
NORTHWEST LABORATORY	43	93,517	1,377	1%	94,937
ADVENT HEALTH LAB	87	81,087	7,160	8%	88,334
REALTOX LABS LLC	503	68,045	2,669	4%	71,217
MAYO CLINIC LABORATORIES	58	36,922	2,124	5%	39,104
QUEST DIAGNOSTICS NICHOLS INSTITUTE, INC.	82	31,342	2,495	7%	33,919
BAYCARE LABORATORIES LLC	74	31,477	2,102	6%	33,653
BIOCOLLECTIONS WORLDWIDE, INC	36	28,874	3,597	11%	32,507
MEDICAL DIAGNOSTIC LABORATORIES	179	27,446	2,736	9%	30,361
SACRED HEART HOSPITAL LABORATORY	2	28,228	1,734	6%	29,964
UF PATHLABS	33	28,215	574	2%	28,822
TAMPA GENERAL HOSPITAL	4	27,131	1,606	6%	28,741
ORLANDO REG MED CENTER CLINICAL LAB	109	25,701	1,431	5%	27,241
MEMORIAL REGIONAL HOSPITAL SOUTH	14	24,239	2,883	11%	27,136
TESTING MATTERS INC		23,455	2,716	10%	26,171
JACKSON MEMORIAL HOSPITAL CLINICAL LAB	67	19,787	3,073	13%	22,927
BPHL-JACKSONVILLE	7	19,343	2,882	13%	22,232
ARUP LABORATORIES		20,699	848	4%	21,547
DIATHERIX LABORATORIES		19,801	1,486	7%	21,287
VIRACOR-EUROFINS LABORATORIES		14,505	4,058	22%	18,563
BPHL-MIAMI	161	15,040	2,727	15%	17,928
BPHL-TAMPA (SPECTRUM BLVD)	43	15,643	1,961	11%	17,647
SHANDS AT THE UNIVERSITY OF FLORIDA	3	14,040	331	2%	14,374
LAKELAND REGIONAL MEDICAL CENTER	16	10,270	734	7%	11,020
CAPE CORAL HOSPITAL CLINICAL LABORATORY		9,534	1,317	12%	10,851
ST JOSEPHS HOSPITAL SOUTH LABORATORY	24	9,152	1,440	14%	10,616
AIT LABORATORIES		9,384	778	8%	10,162
ST VINCENT'S MEDICAL CENTER - RIVERSIDE	1	9,224	423	4%	9,648
BROWARD GENERAL MEDICAL CENTER-CLINICAL LAB	2	8,738	586	6%	9,326
BAPTIST HOSPITAL OF MIAMI CLINICAL LABORATORY	4	8,093	1,088	12%	9,185
WALGREENS	3	8,101	989	11%	9,093
ARNOLD PALMER MEDICAL CENTER CLINICAL LAB	95	7,349	967	11%	8,411
STATLAB_MOBILE		7,864	541	6%	8,405
FLORIDA HOSPITAL - TAMPA	5	7,411	355	5%	7,771
CLEVELAND CLINIC HOSPITAL LAB	3	7,341	402	5%	7,746
SHANDS JACKSONVILLE MEDICAL CENTER INC	23	7,452	253	3%	7,728
LABCORP BURLINGTON (ELR)	2	7,419	275	4%	7,696
NAPLES COMMUNITY HOSPITAL	9	7,075	601	8%	7,685
BAPTIST MEDICAL CENTER JACKSONVILLE	1	7,120	284	4%	7,405
ADVENTHEALTH DAYTONA BEACH	3	7,063	280	4%	7,346
MEMORIAL HOSPITAL- MIRAMAR	6	6,153	1,149	16%	7,308
REAL DIAGNOSTICS	77	6,449	465	7%	6,991
DELRAY MEDICAL CENTER	2	5,600	1,104	16%	6,706
ST JOSEPHS HOSPITAL LABORATORY	6	5,976	484	7%	6,466

Coronavirus: testing by laboratory

Data through Jul 1, 2020 verified as of Jul 2, 2020 at 09:25 AM

Data in this report are provisional and subject to change.

The numbers in the table below represent the number for whom test results were received by the Department of Health. A person can be tested by more than one laboratory and can have both positive and negative results. **Therefore, the sum of the numbers in each column will be larger than the total number of people tested.**

Reporting lab	Inconclusive	Negative	Positive	Percent positive	Total
INTEGRATED REGIONAL LABORATORIES LLP		5,636	551	9%	6,187
MOUNT SINAI MEDICAL CENTER	2	5,483	368	6%	5,853
JFK MEDICAL CENTER LAB	1	4,835	853	15%	5,689
SARASOTA MEMORIAL HOSPITAL MAIN LAB	12	5,306	325	6%	5,643
MORTON PLANT HOSPITAL-ADLER INSTITUTE	5	5,245	282	5%	5,532
FLORIDA HOSPITAL WESLEY CHAPEL	10	4,932	523	10%	5,465
PALMETTO GENERAL HOSPITAL LAB	2	4,614	822	15%	5,438
SOUTH MIAMI HOSPITAL LAB	8	4,746	583	11%	5,337
MEMORIAL REGIONAL HOSPITAL CLINICAL LABORATORY	4	4,984	304	6%	5,292
BAPTIST HOSPITAL OF MIAMI MOLECULAR DIAGNOSTICS	35	4,285	537	11%	4,857
TALLAHASSEE MEMORIAL HOSPITAL	1	4,605	174	4%	4,780
SAINT MARY'S MEDICAL CENTER	2	4,291	462	10%	4,755
INDIAN RIVER MEDICAL CENTER LAB		4,283	122	3%	4,405
WELLINGTON REGIONAL MED CTR LAB	2	3,912	443	10%	4,357
FLORIDA HOSPITAL WATERMAN LABORATORY	8	4,155	157	4%	4,320
NORTH FLORIDA REGIONAL MEDICAL CENTER		3,977	169	4%	4,146
LARKIN COMMUNITY HOSP.	10	3,458	620	15%	4,088
CORAL SPRINGS MED CTR		3,512	384	10%	3,896
MEDICAL CENTER OF TRINITY CLINICAL LABORATORY		3,109	729	19%	3,838
WEST KENDALL BAPTIST HOSPITAL LABORATORY	2	3,278	546	14%	3,826
MEMORIAL HOSPITAL WEST LABORATORY SERVICES	6	3,371	423	11%	3,800
BRANDON REGIONAL HOSPITAL		3,203	455	12%	3,658
HOMESTEAD HOSPITAL CLINICAL LABORATORY		3,113	544	15%	3,657
NICKLAUS CHILDREN'S HOSPITAL	4	3,371	237	7%	3,612
ST ANTHONY'S HOSPITAL LAB	8	3,161	312	9%	3,481
LEE HEALTH COCONUT POINT CLINICAL LAB		2,733	666	20%	3,399
OVIEDO MEDICAL CENTER		2,812	568	17%	3,380
NEW YORK STATE ELR - SUNRISE MEDICAL LABORATORIES		3,288	77	2%	3,365
ECCO LAB GROUP CO	75	2,594	568	18%	3,237
AEGIS SCIENCES CORPORATION	18	3,140	69	2%	3,227
QUEST DIAGNOSTICS NICHOLS INSTITUTE - SJC (ELR)	3	2,672	299	10%	2,974
MEMORIAL HOSPITAL JACKSONVILLE	7	2,567	348	12%	2,922
LARGO MEDICAL CENTER		2,459	388	14%	2,847
WINTER HAVEN HOSPITAL CLINICAL LABORATORY	1	2,494	260	9%	2,755
JUPITER MEDICAL CENTER LAB	7	2,455	269	10%	2,731
ST VINCENTS CLAY COUNTY		2,456	224	8%	2,680
MEASE COUNTRYSIDE LAB		2,534	138	5%	2,672
MOFFITT CANCER CENTER	5	2,616	16	1%	2,637
ST LUCIE MEDICAL CENTER		2,262	355	14%	2,617
MARTIN HOSPITAL SOUTH LAB		2,503	90	3%	2,593
BAPTIST MEDICAL CENTER SOUTH		2,458	109	4%	2,567
GOOD SAMARITAN MEDICAL CENTER LAB	1	2,264	294	11%	2,559
MANATEE MEMORIAL HOSPITAL		2,360	186	7%	2,546
LAWNWOOD REGIONAL MEDICAL CENTER		2,245	220	9%	2,465

Coronavirus: testing by laboratory

Data through Jul 1, 2020 verified as of Jul 2, 2020 at 09:25 AM

Data in this report are provisional and subject to change.

The numbers in the table below represent the number for whom test results were received by the Department of Health. A person can be tested by more than one laboratory and can have both positive and negative results. **Therefore, the sum of the numbers in each column will be larger than the total number of people tested.**

Reporting lab	Inconclusive	Negative	Positive	Percent positive	Total
FLORIDA HOSPITAL HEARTLAND MED CTR CLINICAL LAB	1	2,355	97	4%	2,453
CLEVELAND CLINIC MARTIN SOUTH HOSPITAL		2,288	148	6%	2,436
ELABNETWORK		2,138	270	11%	2,408
GULF COAST MEDICAL CENTER MICROLAB		1,936	443	19%	2,379
ORANGE PARK MEDICAL CENTER	4	2,001	277	12%	2,282
Lee Memorial Hospital		1,940	303	14%	2,243
OSCEOLA REGIONAL MEDICAL CENTER	1	2,129	112	5%	2,242
WESTSIDE REGIONAL MED CTR	1	1,986	237	11%	2,224
AVENTURA HOSPITAL LAB		1,724	461	21%	2,185
WEST BOCA MEDICAL CENTER LAB		2,028	146	7%	2,174
BROWARD HEALTH NORTH CLINICAL LABORATORY		1,975	192	9%	2,167
NCH NORTH NAPLES HOSPITAL LAB		1,926	211	10%	2,137
PALM BEACH GARDENS MEDICAL CTR LAB		1,983	147	7%	2,130
MARTIN MEMORIAL HEALTH SYSTEM LABORATORY		1,937	162	8%	2,099
HEALTH PARK MEDICAL CENTER CLINICAL LAB		1,748	345	16%	2,093
DOCTORS HOSPITAL	2	1,806	275	13%	2,083
NORTH SHORE MEDICAL CENTER		1,637	401	20%	2,038
CORAL GABLES HOSPITAL CLINICAL LABORATORY		1,689	316	16%	2,005
MERCY HOSPITAL A CAMPUS OF PLANTATION GEN HOSP LAB		1,701	259	13%	1,960
FLORIDA HOSPITAL ZEPHYRHILLS		1,890	46	2%	1,936
BAPTIST HOSPITAL LABORATORY	4	1,753	168	9%	1,925
BIO COLLECTIONS INC	2	1,632	276	14%	1,910
PALMS WEST HOSPITAL LAB		1,564	316	17%	1,880
BETHESDA HOSPITAL EAST		1,720	152	8%	1,872
QUEST DIAGNOSTICS NICHOLS	8	1,540	283	15%	1,831
FLORIDA HOSPITAL FLAGLER	2	1,737	75	4%	1,814
NEMOURS CHILDRENS HOSPITAL		1,774	30	2%	1,804
NORTHWEST MEDICAL CENTER		1,519	233	13%	1,752
CARDIOTROPIC LABS		1,443	302	17%	1,745
LAKWOOD RANCH MEDICAL CENTER		1,585	153	9%	1,738
HALIFAX MEDICAL CENTER LAB	1	1,561	136	8%	1,698
OAK HILL HOSPITAL		1,629	54	3%	1,683
FLORIDA MEDICAL CENTER - A CAMPUS OF NORTH SHORE	2	1,488	190	11%	1,680
POINCIANA MEDICAL CENTER		1,294	384	23%	1,678
ST JOSEPHS NORTH HOSPITAL LAB		1,472	124	8%	1,596
Capital Regional Medical Ctr		1,357	234	15%	1,591
IMPERIAL POINT MEDICAL CENTER		1,461	95	6%	1,556
OPTEO LABORATORY		1,500	24	2%	1,524
BLAKE MEDICAL CENTER		1,333	179	12%	1,512
MORTON PLANT-MEASE		1,440	65	4%	1,505
Quest Diagnostics	3	1,230	270	18%	1,503
FLORIDA HOSPITAL OF CARROLLWOOD		1,345	113	8%	1,458
DR. P. PHILLIPS HOSPITAL		1,441	8	1%	1,449
NORTHSIDE HOSPITAL AND HEART INSTITUTE		1,219	211	15%	1,430
BAPTIST MEDICAL CENTER - BEACHES		1,346	42	3%	1,388

Coronavirus: testing by laboratory

Data through Jul 1, 2020 verified as of Jul 2, 2020 at 09:25 AM

Data in this report are provisional and subject to change.

The numbers in the table below represent the number for whom test results were received by the Department of Health. A person can be tested by more than one laboratory and can have both positive and negative results. **Therefore, the sum of the numbers in each column will be larger than the total number of people tested.**

Reporting lab	Inconclusive	Negative	Positive	Percent positive	Total
WESTCHESTER HOSPITAL	10	1,179	189	14%	1,378
WEST FLORIDA HOSPITAL LAB		1,253	125	9%	1,378
REGIONAL MEDICAL CENTER BAYONET POINT	1	1,320	49	4%	1,370
WEST MARION COMMUNITY HOSPITAL LAB		1,208	135	10%	1,343
SOUTH LAKE HOSPITAL CLINICAL LAB		1,326	14	1%	1,340
OCALA REGIONAL MEDICAL CENTER		1,264	52	4%	1,316
FLORIDA HOSPITAL DELAND		1,167	145	11%	1,312
MEMORIAL HOSPITAL PEMBROKE	2	1,127	143	11%	1,272
PLANTATION GENERAL HOSPITAL		1,073	198	16%	1,271
LAKE CITY MEDICAL CENTER		1,046	219	17%	1,265
LEESBURG REGIONAL MEDICAL CENTER		1,139	91	7%	1,230
HIALEAH HOSPITAL	3	910	310	25%	1,223
ST PETERSBURG GENERAL HOSPITAL		950	263	22%	1,213
SOUTH FLORIDA BAPTIST HOSPITAL MICRO		1,087	117	10%	1,204
CLINICORE LABS		1,111	88	7%	1,199
FLORIDA HOSPITAL NORTH PINELLAS	5	1,115	51	4%	1,171
BAPTIST MEDICAL CENTER - NASSAU		1,135	23	2%	1,158
GULF COAST MEDICAL CENTER LAB		1,062	91	8%	1,153
ST VINCENT'S MEDICAL CENTER - SOUTHSIDE		1,116	20	2%	1,136
UNIVERSITY OF MIAMI HOSPITAL	5	758	364	32%	1,127
CENTRAL FLORIDA REGIONAL HOSPITAL		1,034	89	8%	1,123
VISTA CLINICAL		736	374	34%	1,110
PHYSICIANS REGIONAL MEDICAL CENTER - PINE RIDGE RD		937	172	16%	1,109
WEST PALM HOSPITAL LAB		926	110	11%	1,036
MILLENNIUM PHYSICIAN GROUP		821	166	17%	987
SOUTH SEMINOLE HOSPITAL LABORATORY		967	15	2%	982
LMHS		901	75	8%	976
BAYFRONT MEDICAL CENTER		757	218	22%	975
HIGHLANDS REGIONAL MEDICAL CENTER		802	169	17%	971
DOCTORS HOSPITAL OF SARASOTA CLINICAL LABORATORY		885	56	6%	941
UNIVERSITY HOSPITAL AND MEDICAL CENTER		792	138	15%	930
FORT WALTON BEACH MEDICAL CENTER		823	93	10%	916
CITRUS MEMORIAL HOSPITAL LABORATORY		850	15	2%	865
MEASE DUNEDIN HOSPITAL		822	40	5%	862
MEMORIAL HOSPITAL MICRO		794	61	7%	855
PHYSICIANS REGIONAL MEDICAL CENTER - COLLIER BLVD	1	711	137	16%	849
ORLANDO VA MEDICAL CENTER		791	53	6%	844
VIKOR SCIENTIFIC	2	592	233	28%	827
QUEST DIAGNOSTICS - MIRAMAR	6	268	534	66%	808
LOWER KEYS MEDICAL CENTER		780	27	3%	807
APPLIED INGENUITY DIAGNOSTICS LLC		785	18	2%	803
BAPTIST HEALTH EMERGENCY CENTER COUNTRY WALK		677	124	15%	801
HealthSentry_NCH		705	89	11%	794
BAPTIST NORTH EMERGENCY CENTER		652	119	15%	771
BETHESDA HOSPITAL WEST		711	48	6%	759
FLORIDA HOSPITAL FISH MEMORIAL		672	75	10%	747
FLORIDA HOSPITAL ORLANDO		745	1	0%	746

Coronavirus: testing by laboratory

Data through Jul 1, 2020 verified as of Jul 2, 2020 at 09:25 AM

Data in this report are provisional and subject to change.

The numbers in the table below represent the number for whom test results were received by the Department of Health. A person can be tested by more than one laboratory and can have both positive and negative results. **Therefore, the sum of the numbers in each column will be larger than the total number of people tested.**

Reporting lab	Inconclusive	Negative	Positive	Percent positive	Total
CernerELR_Jupiter		630	116	16%	746
QUEST DIAGNOSTICS - IRVING	6	564	169	23%	739
SOUTH BAY HOSPITAL MICRO		642	74	10%	716
ADVENTHEALTH OCALA LABORATORY		684	19	3%	703
THE VILLAGES REGIONAL HOSPITAL		656	26	4%	682
QUEST DIAGNOSTICS INFECTIOUS DISEASE INC		268	379	59%	647
BARTOW REGIONAL MEDICAL CENTER		585	61	9%	646
PALMS OF PASADENA HOSPITAL		581	58	9%	639
BAPTIST EMERGENCY CENTER OAKLEAF		519	107	17%	626
CLEVELAND CLINIC TRADITION HOSPITAL		543	81	13%	624
BMCT Molecular Diagnostics Subsection		499	118	19%	617
PUTNAM COMMUNITY MEDICAL CENTER		571	29	5%	600
VISTA CLINICAL DIAGNOSTICS		352	242	41%	594
CAPSTONE HEALTHCARE		399	185	32%	584
MEDCOMP SCIENCES LLC	14	384	172	30%	570
AVENTUS BIOLABS	1	366	179	33%	546
LAKESIDE MEDICAL CENTER		339	198	37%	537
SYNERGY LABORATORIES	1	516	18	3%	535
GULF BREEZE HOSPITAL LAB	1	485	45	8%	531
TWIN CITIES HOSPITAL		501	16	3%	517
ORLANDO HEALTH		10	506	98%	516
EGLIN AIRFORCE BASE LAB		477	38	7%	515
QUEST NEW ENGLAND	3	482	29	6%	514
RAULERSON HOSPITAL		444	58	12%	502
ENGLEWOOD COMMUNITY HOSPITAL		478	18	4%	496
MARTIN MEMORIAL HEALTH SYSTEMS LABORATORY		447	40	8%	487
CernerELR_SacredHeart		426	50	11%	476
ARUP		433	12	3%	445
MAKO MEDICAL LABORATORIES	6	195	242	55%	443
MedHost_Larkin		348	56	14%	404
PATIENTS CHOICE LABORATORIES		174	209	55%	383
QUEST	1	82	292	78%	375
LEE MEMORIAL HOSPITAL LAB			373	100%	373
QUEST DIAGNOSTICS NICHOLS INSTITUTE	5	349	15	4%	369
VAMC ORLANDO		287	79	22%	366
ACCESS MEDICAL LABORATORIES		94	262	74%	356
LAB24 INC			344	100%	344
ACCESSDX	2	184	148	44%	334
QUEST DIAGNOSTICS - ATLANTA		291	40	12%	331
BROWARD HEALTH		320			320
MARINERS HOSPITAL		285	31	10%	316
NCH HEALTHCARE BONITA		267	49	16%	316
QUEST DIAGNOSTICS WOOD DALE		289	22	7%	311
DAVITA LABS		280	26	8%	306
BAPTIST EMERGENCY CENTER CLAY		291	15	5%	306
SACRED HEART-EMERALD COAST		255	46	15%	301
APPLIED INGENUITY DIAGNOSTICS		272	24	8%	296

Coronavirus: testing by laboratory

Data through Jul 1, 2020 verified as of Jul 2, 2020 at 09:25 AM

Data in this report are provisional and subject to change.

The numbers in the table below represent the number for whom test results were received by the Department of Health. A person can be tested by more than one laboratory and can have both positive and negative results. **Therefore, the sum of the numbers in each column will be larger than the total number of people tested.**

Reporting lab	Inconclusive	Negative	Positive	Percent positive	Total
AVERO DIAGNOSTICS - IRVING		273	19	7%	292
CLARITY LABS		239	48	17%	287
QUEST DIAGNOSTICS - WEST HILLS		262	12	4%	274
AMERICAN HEALTH ASSOCIATES	3	44	223	83%	270
SOUTHEAST ALABAMA MEDICAL CENT		258	12	4%	270
DYNIX DIAGNOSTICS		184	66	26%	250
HealthSentry_CMH		239	3	1%	242
JACKSON HOSPITAL LAB		219	21	9%	240
ECCOLAB GROUP		70	168	71%	238
LABCORP RTP	1	37	194	84%	232
NCH NORTHEAST		162	68	30%	230
MEMORIAL PEMBROKE 24/7 CARE CENTER		184	39	17%	223
MAKO GENOMICS		215	8	4%	223
PATIENTS FIRST - MAHAN DRIVE		122	98	45%	220
PHYSICIANS STAT LAB		132	87	40%	219
BARDMOOR LABORATORY		198	20	9%	218
LABONE LLC DBA QUEST DIAGNOSTICS	1	197	19	9%	217
HealthSentry_BrowardHealth		193	23	11%	216
NCH HEALTHCARE SYSTEM MICROBIOLOGY LAB			214	100%	214
TAMPA COMMUNITY HOSPITAL		158	54	25%	212
NEW YORK STATE ELR - LENCO MEDICAL LABORATORY		197	11	5%	208
PANCARE OF FLORIDA, INC			206	100%	206
HEALTHQUEST ESOTERICS		63	137	69%	200
GENESIS REFERENCE LABORATORIES		1	195	99%	196
PWN HEALTH		71	123	63%	194
CLEVELAND CLINIC		187	6	3%	193
FLORIDA_HOSPITAL (DON'T USE)			189	100%	189
MEDSCAN LABORATORY INC		136	52	28%	188
UAB HIGHLANDS LABORATORY		183			183
LUMINUS DIAGNOSTICS		139	38	21%	177
BIOREFERENCE LABORATORIES		14	161	92%	175
JACKSON HOSPITAL CLINICAL LABORATORY		161	9	5%	170
CORE DIAGNOSTIC LABORATORIES LLC		149	18	11%	167
FLO-MEDILAB SERVICES		54	103	66%	157
ST CLOUD REGIONAL MEDICAL CENTER		125	28	18%	153
NEW YORK STATE ELR - DEPARTMENT OF CLINICAL LABS		145	4	3%	149
NCF DIAGNOSTICS & DNA TECHNOLOGIES	7	14	127	86%	148
LAB CORP		53	93	64%	146
GENESIS MEDICAL LABORATORY MIAMI FL.		78	68	47%	146
HENDRY REGIONAL MEDICAL CENTER		2	143	99%	145
ACUTIS DIAGNOSTICS		140	4	3%	144
MILLENNIUM PATHOLOGY			143	100%	143
THERADOC		125	17	12%	142
LABCORP		18	120	87%	138
BAPTIST MD ANDERSON CANCER CENTER		131			131
NEW YORK STATE ELR - NORTH SHORE LONG ISLAND JEWISH HEALTH		116	13	10%	129
TENNESSEE DOH - NASHVILLE	1	114	12	9%	127

Coronavirus: testing by laboratory

Data through Jul 1, 2020 verified as of Jul 2, 2020 at 09:25 AM

Data in this report are provisional and subject to change.

The numbers in the table below represent the number for whom test results were received by the Department of Health. A person can be tested by more than one laboratory and can have both positive and negative results. **Therefore, the sum of the numbers in each column will be larger than the total number of people tested.**

Reporting lab	Inconclusive	Negative	Positive	Percent positive	Total
ORLANDO VAMC		79	47	37%	126
INFORM DIAGNOSTICS		123			123
MEMPHIS PATHOLOGY LABORATORY		119	4	3%	123
BMHSI-AEL MICROBIOLOGY LABORATORY	2	102	18	15%	122
PATHGROUP LABS LLC		84	33	28%	117
ALLIED HEALTH FORT PIERCE		112			112
QUALITOX LABORATORIES		93	17	15%	110
LABCORP TAMPA		14	95	87%	109
INTEGRATED REGIONAL LABORATORIES		99	10	9%	109
NEW YORK STATE ELR - NYU HOSPITALS CENTER CLINICAL LABORATORIES		103	4	4%	107
ASAP LAB LLC		90	16	15%	106
UAB UNIVERSITY OF ALABAMA HOSPITAL LAB		101	3	3%	104
LEHIGH REGIONAL MEDICAL CENTER LAB		91	12	12%	103
SANFORD REFERENCE LAB		101			101
PATIENT'S FIRST		1	94	99%	95
LABTECH DIAGNOSTIC		83	11	12%	94
ORLANDO VETERANS AFFAIRS MEDICAL CENTER		32	61	66%	93
NEO GENOMICS - FORT MYERS		92	1	1%	93
DIAGNOSTIC SOLUTIONS		3	90	97%	93
PALM BEACH COUNTY HEALTH DEPT LAB		91			91
IRL MARKET LAB		60	31	34%	91
ROSEN MEDICAL CENTER		83	4	5%	87
ASCEND CLINICAL		84	3	3%	87
JAY HOSPITAL CLINICAL LABORATORY		79	6	7%	85
FLAGLER HOSPITAL	3	15	67	79%	85
BOSTON HEART DIAGNOSTICS CORP		81	3	4%	84
UNKNOWN		7	77	92%	84
RCA LABORATORY SERVICES, LLC		50	33	40%	83
NEW YORK STATE ELR - NEW YORK PRESBYTERIAN HOSPITAL CUMC CLINICAL		70	11	14%	81
BUREAU OF CLINICAL LABORATORIES		68	13	16%	81
PATHNOSTICS		21	60	74%	81
SMA SPECIALITY MEDICAL LAB		43	37	46%	80
VAMC WEST PALM LAB			79	100%	79
SPARROW HEALTHCARE		1	78	99%	79
GENETWORKX		15	63	81%	78
HOLY CROSS HOSPITAL LABORATORY			78	100%	78
BIOCERNA LLC	2	58	15	20%	75
MICROGEN DX		1	73	99%	74
SUNRISE MEDICAL LABORATORIES		48	24	33%	72
FLORIDA HOSPITAL WAUCHULA		38	34	47%	72
USAFSAM/PHE		23	47	67%	70
JAMES A. HALEY VETERANS MICRO LAB			69	100%	69
Highlands Regional Hospital		63	5	7%	68
CENTRAL FLORIDA HEALTH CARE		46	21	31%	67
BAY PINES VAMC CLINICAL LABORATORY		1	65	98%	66
DAVITA LABORATORY SERVICES		48	14	23%	62
VETERANS AFFAIRS MEDICAL CENTER LAB			61	100%	61

Coronavirus: testing by laboratory

Data through Jul 1, 2020 verified as of Jul 2, 2020 at 09:25 AM

Data in this report are provisional and subject to change.

The numbers in the table below represent the number for whom test results were received by the Department of Health. A person can be tested by more than one laboratory and can have both positive and negative results. **Therefore, the sum of the numbers in each column will be larger than the total number of people tested.**

Reporting lab	Inconclusive	Negative	Positive	Percent positive	Total
NEW YORK STATE ELR - NEW YORK HOSPITAL LABORATORIES		56	4	7%	60
AVECINA MEDICAL OAKLEAF			60	100%	60
ADVENT HEALTH DAYTONA		1	59	98%	60
STEWART REFERENCE LABORATORY			59	100%	59
MARTIN MEMORIAL LABORATORY AT ST LUCIE WEST		54	4	7%	58
CAREMOUNT MEDICAL - PATHOLOGY		56	1	2%	57
NEW YORK STATE ELR - MOUNT SINAI LABORATORY		52	5	9%	57
HOLY CROSS HOSPITAL		1	55	98%	56
MEDICAL DIAGNOSTICS LABORATORIES,INC		15	40	73%	55
FLORIDA COMMUNITY HEALTH CENTERS INC			54	100%	54
VAMC LAKE CITY		51	1	2%	52
FLORIDA HOSPITAL HEARTLAND MED CTR LAKE PLACID		42	9	18%	51
QUEST DIAGNOSTICS LENEXA		49	2	4%	51
P4 DIAGNOSTIX LABORATORY NETWORK		1	48	98%	49
GENE BY GENE			49	100%	49
HOLMES REGIONAL MEDICAL CENTER		3	46	94%	49
BROWARD HEALTH MEDICAL CENTER		1	48	98%	49
SARASOTA CO. HEALTH DEPT # 58		37	11	23%	48
MARTIN MEMORIAL MEDICAL CENTER LAB		10	38	79%	48
CENTRA CARE			47	100%	47
H LEE MOFFITT CANCER CENTER MICRO		46			46
BIOREFERENCE LABORATORY		1	44	98%	45
ST JUDE CHILDREN'S RESEARCH HOSPITAL		41	2	5%	43
VAMC BAY PINES			43	100%	43
UR MEDICINE LABS- CENTRAL LABORATORY		42			42
HURLBURT FIELD CLINIC		23	17	43%	40
BAPTIST HEALTH SOUTH FLORIDA		3	37	93%	40
BAYCARE LAB		1	39	98%	40
FISHERMENS HOSPITAL CLINICAL LAB		37	1	3%	38
FINLAY CLINICAL LABORATORY		24	14	37%	38
NAVY HOSPITAL			38	100%	38
UNITED CLINICAL LABORATORY LLC			37	100%	37
GESSLER CLINIC			37	100%	37
MILLENNIUM LAB SERVICES			37	100%	37
QUEST TAMPA (NEW YORK ELR)		29	7	19%	36
P4 CLINICAL, LLC			36	100%	36
LABCORP BURLINGTON (LPP)		9	27	75%	36
ST. CLOUD MEDICAL GROUP		35			35
NEW YORK STATE ELR - WADSWORTH HEALTH CENTER		32	3	9%	35
IRL		4	31	89%	35
MILLENNIUM PATHOLOGY/MICROBIOLOGY LABORATORY			35	100%	35
VHA PUBLIC HEALTH REFERENCE LABORATORY- PALO ALTO		27	7	21%	34
Assurance Scientific Laboratories		26	8	24%	34
FLORIDA LABORATORY ANALYSIS		26	7	21%	33
UHEALTH CORAL GABLES/LENNAR MED CTR		30	3	9%	33
ORLANDO VA PALMS		2	31	94%	33
FLORIDA HOSPITAL NEW SMYRNA		4	28	88%	32

Coronavirus: testing by laboratory

Data through Jul 1, 2020 verified as of Jul 2, 2020 at 09:25 AM

Data in this report are provisional and subject to change.

The numbers in the table below represent the number for whom test results were received by the Department of Health. A person can be tested by more than one laboratory and can have both positive and negative results. **Therefore, the sum of the numbers in each column will be larger than the total number of people tested.**

Reporting lab	Inconclusive	Negative	Positive	Percent positive	Total
MORTON PLANT HOSPITAL			31	100%	31
QUEST DIAGNOSTICS-VERO BEACH-37TH ST		31			31
BioReference Laboratories, Inc		21	10	32%	31
SACRED HEART HOSPITAL ON THE GULF		24	6	20%	30
PROVIDENCE HOSPITAL LABORATORY		30			30
EAST MANATEE FAMILY	1		28	97%	29
CENTRACARE		1	28	97%	29
STATEN ISLAND UNIVERSITY HOSPITAL-POUCH		27	2	7%	29
FULGENT DIAGNOSTICS	2	23	4	14%	29
AVERO DIAGNOSTICS		27	1	4%	28
LAB CORP TAMPA			28	100%	28
CLINICAL REFERENCE LABORATORY		24	4	14%	28
NEW YORK STATE ELR - ENZO CLINICAL LABS INC		27	1	4%	28
FINLAY CLINICAL LABORATORY INC		26	1	4%	27
HOSPITAL FOR SPECIAL SURGERY		26	1	4%	27
SOUTH LAKE HOSPITAL		1	26	96%	27
MILLENIUM PHYSICIANS GROUP			27	100%	27
TRADITION MEDICAL CENTER LABORATORY		7	20	74%	27
NEW YORK STATE ELR - EMPIRECITY LABORATORIES		23	3	12%	26
CDC		17	9	35%	26
MORTON PLANT HOSPITAL/LAB		1	25	96%	26
C.W. BILL YOUNG VA MEDICAL CENTER		3	23	88%	26
EXPRESS GENE MOLECULAR DIAGNOSTIC LABORATORY			25	100%	25
P4CLINICAL	3	1	21	84%	25
TAMPA GENERAL HOSPITAL CLINICAL LAB			25	100%	25
SOLARIS DIAGNOSTICS		1	23	96%	24
QUEST DIAGNOSTIC INC		2	22	92%	24
LABORATORY DYNAMICS		20	3	13%	23
ORLANDO REGIONAL MEDICAL CENTER		1	22	96%	23
LABORATORY CORP OF AMERICA	1	4	18	78%	23
LAB CORP RTP	1	2	19	86%	22
UNIVERSITY OF MIAMI HOSPITAL & CLINICS		19	3	14%	22
ADVANCE MEDICAL OF NAPLES			22	100%	22
PENNSYLVANIA DEPT OF HEALTH		19	3	14%	22
ST. ANTHONY'S HOSPITAL			22	100%	22
CAPITAL REGIONAL MEDICAL CENTER		1	21	95%	22
ST JOSEPHS CHILDRENS OUTREACH			22	100%	22
NIGHT LITE PEDIATRICS		7	15	68%	22
HUNTSVILLE HOSPITAL LABORATORY		18	3	14%	21
JACKSON MEMORIAL HOSPITAL			21	100%	21
UNKNOWN - BAD FACILITY CODE		2	19	90%	21
ALL CHILDREN'S HOSPITAL LAB		1	20	95%	21
INTEGRITY LABORATORIES			20	100%	20
BAYCARE HEALTH SYSTEM		1	19	95%	20
MAVERICK LABS			20	100%	20
ST. CLOUD HOSPITAL		20			20
QUEST DIAGNOSTICS NICHOLS INSTITUTE- LPP		3	17	85%	20

Coronavirus: testing by laboratory

Data through Jul 1, 2020 verified as of Jul 2, 2020 at 09:25 AM

Data in this report are provisional and subject to change.

The numbers in the table below represent the number for whom test results were received by the Department of Health. A person can be tested by more than one laboratory and can have both positive and negative results. **Therefore, the sum of the numbers in each column will be larger than the total number of people tested.**

Reporting lab	Inconclusive	Negative	Positive	Percent positive	Total
BROWARD HEALTH CORAL SPRINGS EPIDEMIOLOGY DEPT			20	100%	20
ST VINCENT'S BIRMINGHAM LABORATORY		19			19
INTEGRATED REGIONAL LABORATORIES - LARGO			19	100%	19
MIAMI BEACH COMMUNITY HEALTH CENTER			19	100%	19
EGLIN REGIONAL MEDICAL CENTER		4	15	79%	19
NEW YORK STATE ELR - NEWYORK-PRESBYTERIAN/QUEENS DIAGNOSTIC		19			19
ST. MARY'S MEDICAL CENTER LAB			19	100%	19
STONE WASH CLINICAL LABORATORIES		2	16	89%	18
NONA SCIENTIFIC			18	100%	18
FLORIDA CLINICAL LABORATORY-BIOREFERENCE LABORATORIES		2	16	89%	18
MDLAB			18	100%	18
MED HEALTH SERVICES		18			18
HEALTH FIRST-HOLMES REGIONAL			18	100%	18
QUEST DIAGNOSTICS INC.			18	100%	18
MEDARBOR DIAGNOSTICS		1	17	94%	18
WATSON CLINIC LLP SOUTH			17	100%	17
CLEVELAND CLINIC FOUNDATION		9	8	47%	17
FAWCETT MEMORIAL HOSPITAL-LAB		1	16	94%	17
DESOTO MEMORIAL HOSPITAL LAB			17	100%	17
MACDILL AIRFORCE BASE MICRO		14	3	18%	17
NEW YORK STATE ELR - MONTEFIORE MEDICAL CENTER LABORATORIES - MOSES		12	5	29%	17
KENDALL REGIONAL MEDICAL CENTER LAB			17	100%	17
LABFIRST - DEPARTMENT OF PATHOLOGY		16			16
POPLAR HEALTHCARE PLLC	1	10	5	31%	16
CHILDREN'S HOSPITAL OF ALABAMA		16			16
VA		15	1	6%	16
Tennessee_DOH		14	2	13%	16
MIAMI VA HEALTHCARE SYSTEM			16	100%	16
DIATHERIX		13	2	13%	15
QUESTDIAGNOSTICS INCORPORATED		1	14	93%	15
PALO ALTO VA MEDICAL CENTER		1	14	93%	15
PHYSICIANS REGIONAL HEALTHCARE SYSTEM			14	100%	14
IPSUM DIAGNOSTICS			14	100%	14
Main Lab		1	13	93%	14
LABORATORY SPECIALISTS OF MICHIGAN			14	100%	14
PATRICK AIR FORCE BASE		1	13	93%	14
PACIFIC ANALYTICS			14	100%	14
VA MEDICAL CENTER		5	8	62%	13
MOBILE INFIRMARY MED CENTER PATH LAB		12	1	8%	13
TIDE LABORATORIES		3	10	77%	13
GENPATH			13	100%	13
GRAVITY DIAGNOSTICS		9	4	31%	13
NEW YORK STATE ELR - STONY BROOK UNIVERSITY MEDICAL CENTER		10	3	23%	13
ADVENT HEALTH FISH MEMORIAL		2	11	85%	13
QUEST DIAGNOSTICS NICHOLS INSTITUTE - SJC (LPP)		9	4	31%	13
XERA MED RESEARCH			13	100%	13
UNITED CLINICAL LABS			13	100%	13

Coronavirus: testing by laboratory

Data through Jul 1, 2020 verified as of Jul 2, 2020 at 09:25 AM

Data in this report are provisional and subject to change.

The numbers in the table below represent the number for whom test results were received by the Department of Health. A person can be tested by more than one laboratory and can have both positive and negative results. **Therefore, the sum of the numbers in each column will be larger than the total number of people tested.**

Reporting lab	Inconclusive	Negative	Positive	Percent positive	Total
SMA MEDICAL LABORATORY		8	5	38%	13
QDX PATHOLOGY SERVICES		10	3	23%	13
QUEST DIAGNOSTICS INCORPORATED			13	100%	13
FLORIDA DEPARTMENT OF HEALTH		9	4	31%	13
BROWARD DIALYSIS			12	100%	12
PARRISH MEDICAL CENTER		1	11	92%	12
ADVANCED URGENT CARE		10	2	17%	12
PROTEUS MOLECULAR AND CLINICAL LAB		8	4	33%	12
WHITE WILSON MEDICAL CENTER CLINIC			12	100%	12
NEW YORK STATE ELR - BROOKDALE UNIVERSITY HOSPITAL		12			12
Quest Diag Unspecifd		4	8	67%	12
TGH		1	11	92%	12
TOM LEE COMMUNITY HEALTH CENTER			12	100%	12
LABCORP BIRMINGHAM		4	8	67%	12
MEDCOMP SCIENCES			12	100%	12
CORE DIAGNOSTIC LABORATORIES			12	100%	12
NEW YORK STATE ELR - WHITE PLAINS HOSPITAL CENTER LAB		12			12
ST. JOSEPHS HOSPITAL			12	100%	12
NEW YORK STATE ELR - KALEIDA HEALTH CENTER FOR LABORATORY		9	3	25%	12
NEW YORK STATE ELR - LENOX HILL HOSPITAL		10	1	9%	11
MEDICAL DIAGNOSTIC LAB		1	10	91%	11
AMERICAN ESOTERIC LABORATORIES			11	100%	11
OUT OF STATE		11			11
BAY MEDICAL CENTER SACRED HEART HEALTH SYSTEM			11	100%	11
AVECINA MEDICAL SOUTHSIDE			11	100%	11
LAB INTERMARKET FACILITY LAB			11	100%	11
FLORIDA DEPT OF HEALTH		4	7	64%	11
INDIAN RIVER MEDICAL CENTER		11			11
MADISON CORE LABORATORIES		9	1	10%	10
BROWARD HEALTH CARE			10	100%	10
SUNQUEST		2	8	80%	10
NEW JERSEY DEPARTMENT OF HEALTH COMMUNICABLE DISEASE SERVICE		3	7	70%	10
DEPARTMENT OF VETERANS AFFAIRS JAMES A. HALEY VETERANS HOSPITAL			10	100%	10
LAKE BALDWIN CBOC		9	1	10%	10
PARKWEST MEDICAL CENTER		9	1	10%	10
NEW YORK STATE ELR - CATHOLIC HEALTH SYSTEM DEPT LABORATORY		10			10
CITRUS MEMORIAL HEALTH SYSTEM LAB		1	8	89%	9
DOCTORS MEMORIAL HOSPITAL		6	3	33%	9
PARK WEST MEDICAL CENTER		9			9
CAPE CANAVERAL HOSPITAL			9	100%	9
CORE LABORATORY		1	8	89%	9
MED ARBOR			9	100%	9
NEW YORK STATE ELR - QUEST DIAGNOSTICS INCORPORATED		6	3	33%	9
ST. JOSEPH HOSPITAL LAB			9	100%	9
LABCORP - MIAMI		4	5	56%	9
UVMCC MICROBIOLOGY		9			9
MICHIGAN DEPARTMENT OF HEALTH AND HUMAN SERVICES			9	100%	9

Coronavirus: testing by laboratory

Data through Jul 1, 2020 verified as of Jul 2, 2020 at 09:25 AM

Data in this report are provisional and subject to change.

The numbers in the table below represent the number for whom test results were received by the Department of Health. A person can be tested by more than one laboratory and can have both positive and negative results. **Therefore, the sum of the numbers in each column will be larger than the total number of people tested.**

Reporting lab	Inconclusive	Negative	Positive	Percent positive	Total
HEALTH CENTRAL HOSPITAL			9	100%	9
ESCAMBIA COMMUNITY CLINIC			9	100%	9
ST FRANCIS HOSPITAL		6	3	33%	9
UNIVERSITY HEALTH SYSTEM INC		9			9
ALL CHILDREN'S HOSPITAL/LAB			8	100%	8
CONSOLIDATED LAB SERVICES		8			8
FLORIDA COMMUNITY HEALTH CENTER OF ST. LUCIE			8	100%	8
BIO-REFERENCE LABORATORIES			8	100%	8
GENEUS DIAGNOSTICS			8	100%	8
BAYFRONT		8			8
LAB PLUS, LLC AT SAINT THOMAS WEST HOSPITAL		6	2	25%	8
JACKSON HEALTH SYSTEM			8	100%	8
THE COMMONWEALTH OF MASSACHUSETTS			8	100%	8
JACKSON NORTH MEDICAL CENTER		1	7	88%	8
ST MARY'S MEDICAL CENTER		1	7	88%	8
LABCORP - CLEARWATER			8	100%	8
EXPERTUS LABORATORIES INC		8			8
MIAMI VAMC			8	100%	8
ST JOSEPHS HOSPITAL			8	100%	8
MOFFITT CANCER CENTER		6	2	25%	8
NEW YORK STATE ELR - UNIVERSITY HOSPITAL, STONY BROOK SOUTHAMPTON		7			7
NO NAME		5	2	29%	7
NORTH CAROLINA DEPARTMENT OF HEALTH & HUMAN SERVICES			7	100%	7
ARTHREX MEDICAL CENTER			7	100%	7
SEVEN RIVERS REGIONAL MEDICAL CENTER			7	100%	7
NONE			7	100%	7
DELRAY MEDICAL CENTER LAB			7	100%	7
QUEST INFECTIOUS DISEASE		3	4	57%	7
325TH MEDICAL GROUP			7	100%	7
NEW YORK STATE ELR - ROCHESTER GENERAL HOSPITAL LABORATORY		6	1	14%	7
AVECINA MEDICAL JULINGTON			7	100%	7
WATSON CLINIC LLP MAIN			7	100%	7
LONGLEAF DIAGNOSTIC LABORATORIES		2	5	71%	7
BIO REFERNCE LABORATORIES		2	5	71%	7
MOLECULAR TESTING LABS			7	100%	7
USA HEALTH UNIVERSITY HOSPITAL CLINICAL LABORATORY		7			7
BAYCARE OUTREACH LABORATORY SERVICES		1	6	86%	7
MAYO CLINIC DEPT OF LAB MED PATHOLOGY			7	100%	7
DEVANSH LAB WERKS INC		5	2	29%	7
VIERA HOSPITAL			7	100%	7
NAVAL HOSPITAL - JACKSONVILLE		1	6	86%	7
MACDILL AFB HOSPITAL		1	6	86%	7
PALM BAY HOSPITAL		1	6	86%	7
VAMC GAINESVILLE		2	5	71%	7
GRAVITY DIAGNOSTICS, LLC		3	4	57%	7
AEL- MEMPHIS			7	100%	7
DIAGNOSTIC LABORATORY OF OKLAHOMA		6			6

Coronavirus: testing by laboratory

Data through Jul 1, 2020 verified as of Jul 2, 2020 at 09:25 AM

Data in this report are provisional and subject to change.

The numbers in the table below represent the number for whom test results were received by the Department of Health. A person can be tested by more than one laboratory and can have both positive and negative results. **Therefore, the sum of the numbers in each column will be larger than the total number of people tested.**

Reporting lab	Inconclusive	Negative	Positive	Percent positive	Total
NORTH SHORE UNIVERSITY HOSPITAL LABORATORY		6			6
SACRED HEART HEALTH SYSTEM			6	100%	6
ARCHBOLD MEMORIAL HOSPITAL/LAB		3	3	50%	6
AMERICAN PATHOLOGY PARTNERS		5	1	17%	6
NEW YORK STATE ELR - JAMAICA HOSPITAL MEDICAL CENTER		6			6
SOUTHEAST ALABAMA MEDICAL CENTER			6	100%	6
ASSOCIATED CLINICAL LABORATORIES		6			6
STATE LAB		1	5	83%	6
ST JOSEPH HOSPITAL		5	1	17%	6
NEW PLANT CITY FAMILY CARE			6	100%	6
FLORIDA DEPARTMENT OF HEALTH IN LAKE COUNTY		3	3	50%	6
MICHIGAN DEPARTMENT OF COMMUNITY HEALTH		1	5	83%	6
DYNAMIC DNA LAB			6	100%	6
SHORELINE PHYSICIAN GROUP			6	100%	6
VENICE REGIONAL MEDICAL CENTER			6	100%	6
NEW YORK STATE ELR - JAMES J PETERS VA MEDICAL CENTER		4	2	33%	6
LEE COUNTY HEALTH DEPARTMENT		4	2	33%	6
PRIDE DIAGNOSTICS		6			6
NORTH BAY HOSPITAL			6	100%	6
PERSONALIZED GENETIC TESTING			6	100%	6
LEON MEDICAL CENTER			6	100%	6
DOCTOR'S IN HOUSE LAB			6	100%	6
ST VINCENT'S EAST LABORATORY		5			5
ST. JOSEPH'S HOSPITAL LAB			5	100%	5
LABCORP INC		1	4	80%	5
NEW YORK STATE ELR - WILSON MEMORIAL REGIONAL MEDICAL CENTER		5			5
CONNECTICUT DEPARTMENT OF HEALTH		4	1	20%	5
BOCA RATON REGIONAL HOSPITAL LAB			5	100%	5
BAPTIST SOUTH MEDICAL CENTER		1	4	80%	5
XRL SXF REF LAB		5			5
PATHOGENIUS LABORATORIES		2	3	60%	5
ST ANTHONY NORTH			5	100%	5
NORTHWELL HEALTH PLAINVIEW HOSPITAL LABORATORY		4	1	20%	5
NEW YORK STATE ELR - GOOD SAMARITAN HOSPITAL LABORATORY		5			5
BIOTECH			5	100%	5
SMA LAB		3	2	40%	5
PENSACOLA PEDIATRICS			5	100%	5
US BIOTEK LABORATORIES			5	100%	5
MID-FLORIDA PATHOLOGY		3	2	40%	5
LECONTE MEDICAL CENTER LAB		4	1	20%	5
CHILDREN'S HOSPITAL OF PHILADELPHIA		5			5
EAST ALABAMA MEDICAL CENTER LABORATORY		5			5
HEALTH FIRST-PALM BAY			5	100%	5
ACCU REFERENCE MEDICAL LAB			5	100%	5
SANTA ROSA MEDICAL CENTER			5	100%	5
LEE MEMORIAL LAB GULF COAST			5	100%	5
TAMIAMI LAB MILLENNIUM			5	100%	5

Coronavirus: testing by laboratory

Data through Jul 1, 2020 verified as of Jul 2, 2020 at 09:25 AM

Data in this report are provisional and subject to change.

The numbers in the table below represent the number for whom test results were received by the Department of Health. A person can be tested by more than one laboratory and can have both positive and negative results. **Therefore, the sum of the numbers in each column will be larger than the total number of people tested.**

Reporting lab	Inconclusive	Negative	Positive	Percent positive	Total
BROWARD COUNTY HEALTH DEPT.			5	100%	5
BAPTIST CLAY			5	100%	5
SOUTH SEMINOLE HOSPITAL		1	4	80%	5
CLINICAL PATHOLOGY LABORATORIES, INC.			5	100%	5
AEL KNOXVILLE			5	100%	5
UPMC CHAUTAUQUA AT WCA LABORATORY		5			5
TRUE HEALTH DIAGNOSTICS		1	4	80%	5
ST VINCENTS MEDICAL CENTER RIVERSIDE NURSING			5	100%	5
JFK MEDICAL CENTER NORTH LAB			5	100%	5
SANFORD LABORATORIES		5			5
AMERICAN HEALTH ASSOCIATES OF TAMPA			5	100%	5
LEHIGH VALLEY HOSPITAL		3	1	25%	4
ST JOSEPH'S HEALTHLINE		1	3	75%	4
UMHC/SYLVESTER AT KENDALL			4	100%	4
TRUGENX			4	100%	4
QUEST DIAGNOSTICS- MELBOURNE			4	100%	4
AMERICAN RESEARCH LABS			4	100%	4
THE CENTER FOR URGENT CARE		3	1	25%	4
MERCY HOSPITAL MIAMI LAB			4	100%	4
BAY PINES VA		1	3	75%	4
BOND CLINIC			4	100%	4
NEW YORK STATE ELR - LOURDES HOSPITAL INC		4			4
SEBASTIAN RIVER MEDICAL CENTER		3	1	25%	4
CAYUGA MEDICAL CENTER AT ITHACA		4			4
FINLAY C. LABORATORY		3	1	25%	4
THOMAS JEFFERSON UNIVERSITY HOSPITAL		4			4
Diatherix Laboratories, LLC		1	3	75%	4
FLOWERS HOSPITAL		1	3	75%	4
HEALTH FIRST-VIERA HOSPITAL			4	100%	4
HEALTH FIRST CAPE CANAVERAL HOSPITAL			4	100%	4
LAKELAND REGIONAL HEALTH			4	100%	4
MAYO CLINIC LABS - ROCHESTER SUPERIOR DRIVE			4	100%	4
EXPRESS TESTING-ONE			4	100%	4
DTR LABS		3	1	25%	4
MISSOURI DEPARTMENT OF HEALTH AND SENIOR SERVICES			4	100%	4
NEW YORK STATE ELR - VASSAR BROTHERS MEDICAL CENTER LABORATORY		4			4
NORTHWEST FLORIDA COMMUNITY HOSPITAL		1	3	75%	4
COMMUNITY HEALTH OF SOUTH FLORIDA			4	100%	4
PROMEDICA LABORATORIES		4			4
MEDLOGIC, LLC		4			4
NEW YORK STATE ELR - ST PETER'S BENDER LABORATORY		4			4
CANTON-POTSDAM HOSPITAL LABORATORY		4			4
LABCORP - NAPLES			4	100%	4
TENNESSEE DOH		4			4
NEW YORK STATE ELR - CATHOLIC HEALTH SERVICES REGIONAL LABORATORY		2	2	50%	4
NEW YORK STATE ELR - BROOKLYN HOSPITAL CENTER DOWNTOWN CAMPUS		4			4
SOUTHEAST FAMILY HEALTHCARE CENTER			4	100%	4

Coronavirus: testing by laboratory

Data through Jul 1, 2020 verified as of Jul 2, 2020 at 09:25 AM

Data in this report are provisional and subject to change.

The numbers in the table below represent the number for whom test results were received by the Department of Health. A person can be tested by more than one laboratory and can have both positive and negative results. **Therefore, the sum of the numbers in each column will be larger than the total number of people tested.**

Reporting lab	Inconclusive	Negative	Positive	Percent positive	Total
PATHGROUP LABS			4	100%	4
VAMC			4	100%	4
LABCORP BURLINGTON CYTO		3	1	25%	4
UPMC HEALTH SYSTEM		4			4
OKLAHOMA STATE UNIVERSITY DIAGNOSTIC LAB			4	100%	4
NEW YORK STATE ELR - HUDSON VALLEY HOSPITAL CENTER LABORATORY		3	1	25%	4
DAVITA LABORATORY		4			4
VIRGINIA DIVISION OF CONSOLIDATED LABORATORIES			3	100%	3
GENUS DIAGNOSTICS			3	100%	3
PRATTVILLE BAPTIST HOSPITAL		3			3
NICHOLS INSTITUTE QUEST DIAGNOSTICS		2	1	33%	3
BEAUMONT LABORATORY			3	100%	3
PINELLAS COUNTY HEALTH DEPARTMENT		2	1	33%	3
ASCENSION ST. VINCENT'S PRIMARY CARE			3	100%	3
OPTUM LABS LLC			3	100%	3
BAYCARE OUTREACH LABORATORY HOSPITAL			3	100%	3
BROOKWOOD BAPTIST MEDICAL CENTER		3			3
NORTH BROWARD HOSPITAL DISTRICT HEALTHCARE FOR THE HOMELESS			3	100%	3
ST LUKES HOSPITAL LABORATORY		2	1	33%	3
NEW YORK STATE ELR - QUEST DIAGNOSTICS NICHOLS		3			3
HUNTINGTON HOSPITAL LABORATORY		2	1	33%	3
BAYONET POINT MEDICAL CENTER			3	100%	3
AVELLINO LAB USA INC		3			3
UNKNOWN LAB			3	100%	3
NEW YORK STATE ELR - SOUTHSIDE HOSPITAL NORTHWELL HEALTH LABORATORY		2	1	33%	3
INDIAN RIVER CHD VERO BEACH		2	1	33%	3
UT MEMPHIS UNIVERSITY HEALTH SERVICES		2	1	33%	3
VENICE REGIONAL MEDICAL LAB SERVICES			3	100%	3
SUNCOAST COMMUNITY HEALTH CENTERS PEDIATRICS			3	100%	3
PRECISION LABS LLC		1	2	67%	3
CENTRAL FLORIDA HEALTH CARE INC			3	100%	3
VA OUTPATIENT			3	100%	3
TYNDALL AFB			3	100%	3
GULF COAST MOLECULAR LABORATORIES			3	100%	3
LAKE WALES MEDICAL CENTER INC			3	100%	3
MEDICAL LABORATORY DIAGNOSTICS			3	100%	3
TAMPA GENERAL HOSPITAL LABORATORY			3	100%	3
FLORIDA CLINICAL LAB			3	100%	3
FAMILY HEALTH CENTERS OF SWF LABS			3	100%	3
CLEVELAND CLINIC MARTIN NORTH HOSPITAL			3	100%	3
WAKEMED		1	2	67%	3
WESTPAC LABS			3	100%	3
LAKE CITY VETERANS HOSPITAL			3	100%	3
SHELBY COUNTY HEALTH CARE CORPORATION		1	2	67%	3
JACKSON SOUTH COMMUNITY HOSPITAL LAB			3	100%	3
ROCKLEDGE			3	100%	3
LAB CORP OF AMERICA		1	2	67%	3

Coronavirus: testing by laboratory

Data through Jul 1, 2020 verified as of Jul 2, 2020 at 09:25 AM

Data in this report are provisional and subject to change.

The numbers in the table below represent the number for whom test results were received by the Department of Health. A person can be tested by more than one laboratory and can have both positive and negative results. **Therefore, the sum of the numbers in each column will be larger than the total number of people tested.**

Reporting lab	Inconclusive	Negative	Positive	Percent positive	Total
COLORADO DEPARTMENT OF PUBLIC HEALTH AND ENVIRONMENT			3	100%	3
QUEST DIAGNOSTIC			3	100%	3
CBS LABORATORY			3	100%	3
MAYO MEDICAL LABORATORIES		2	1	33%	3
VIRTUA VOORHEES HOSPITAL		3			3
PUBLIC HEALTH LAB		3			3
JOE DIMAGGIO CHILDREN'S HOSPITAL		1	2	67%	3
KEY WEST URGENT CARE, INC		3			3
LABCORP DIAGNOSTICS-MIAMI		2	1	33%	3
BAYCARE LABORATORIES			3	100%	3
NITE LITE PEDIATRICS			3	100%	3
DEPARTMENT OF VETERANS AFFAIRS MEDICAL CENTER			3	100%	3
LEE MEMORIAL HEALTH PARK LAB			3	100%	3
ACH			3	100%	3
GENESIS DIAGNOSTICS			3	100%	3
BAYFRONT HEALTH BROOKSVILLE			3	100%	3
ILLINOIS DEPARTMENT OF PUBLIC HEALTH			3	100%	3
PENNSYLVANIA DEPARTMENT OF HEALTH BUREAU OF LABORATORIES			3	100%	3
BARONESS ERLANGER HOSPITAL		3			3
PALMS WEST HOSPITAL			3	100%	3
FRANCES WARDE MEDICAL LABORATORY		1	2	67%	3
DOH JACKSONVILLE CENTRAL LABORATORY		3			3
Cleveland Clinic Laboratories		1	2	67%	3
AMERICAN FAMILY CARE- ORANGE BEACH			2	100%	2
ST. MARYS MEDICAL CENTER			2	100%	2
MONTEFIORE NEW ROCHELLE HOSPITAL		2			2
TREASURE COAST COMMUNITY HEALTH			2	100%	2
AHSE ROP		2			2
SSM HEALTH ST LOUIS MICROBIOLOGY LABORATORY		1	1	50%	2
CLINICAL PATHOLOGY LABS		1	1	50%	2
WINTER HAVEN HOSPITAL			2	100%	2
SHELBY BAPTIST MEDICAL CENTER			2	100%	2
NEW YORK STATE DEPARTMENT OF HEALTH		1	1	50%	2
LABCORP PHOENIX			2	100%	2
MILLENNIUM PHYSICIAN GROUP LCC			2	100%	2
HOME ACCESS HEALTH			2	100%	2
ST ELIZABETH MEDICAL CENTER LABORATORY		2			2
QUEST DIAGNOSTICS-N ST PETERSBURG-5TH			2	100%	2
QUEST DIAGNOSTICS INCORPORATED			2	100%	2
WALGREENS #5317		2			2
VIRTUA MEMORIAL HOSPITAL BURLINGTON COUNTY			2	100%	2
GALEN BAYLOR EXTENSION		2			2
THE VILLAGES CLINICAL LAB		2			2
MEMORIAL SLOAN KETTERING CANCER CENTER		1	1	50%	2
UNIVERSITY HOSPITAL			2	100%	2
CONEMAUGH MEMORIAL MEDICAL CENTER		2			2
QUEENS HOSPITAL CENTER		2			2

Coronavirus: testing by laboratory

Data through Jul 1, 2020 verified as of Jul 2, 2020 at 09:25 AM

Data in this report are provisional and subject to change.

The numbers in the table below represent the number for whom test results were received by the Department of Health. A person can be tested by more than one laboratory and can have both positive and negative results. **Therefore, the sum of the numbers in each column will be larger than the total number of people tested.**

Reporting lab	Inconclusive	Negative	Positive	Percent positive	Total
DEACONESS HOSPITAL			2	100%	2
ST CATHERINE OF SIENA HOSPITAL		2			2
NEW HAMPSHIRE PUBLIC HEALTH LABORATORIES		2			2
NEW HAMPSHIRE DEPARTMENT OF HEALTH AND HUMAN SERVICES		1	1	50%	2
BETH ISRAEL DEACONESS MEDICAL CENTER			2	100%	2
IOWA DEPARTMENT OF PUBLIC HEALTH			2	100%	2
OHIO STATE UNIVERSITY WEXNER MEDICAL CENTER			2	100%	2
GEORGIA DEPARTMENT OF PUBLIC HEALTH			2	100%	2
NEW YORK STATE ELR - BRONX LEBANON HOSPITAL-MEDICAL CENTER		2			2
LABCORP - OHIO			2	100%	2
IRL MARKET LAB ALACHUA		1	1	50%	2
MONTEFIORE ST LUKE'S CORNWALL HOSPITAL		2			2
INTERCOASTAL MEDICAL GROUP			2	100%	2
STATEN ISLAND UNIVERSITY HOSPITAL		2			2
SARASOTA MEMORIAL MEDICAL URGENT CARE CENTER			2	100%	2
BAYFRONT HEALTH PUNTA GORDA			2	100%	2
NAPHCARE, INC.			2	100%	2
MONTANA PUBLIC HEALTH LAB			2	100%	2
SCDHEC BUREAU OF LABORATORIES			2	100%	2
HEALTHMARK REGIONAL HOSPITAL LAB			2	100%	2
ADVANCED MEDICAL CARE			2	100%	2
MY CLINICAL LAB			2	100%	2
BAPTIST MEDICAL CENTER EAST		1	1	50%	2
PREMIER LABORATORY SERVICES, LLC			2	100%	2
PALM BEACH PATHOLOGY		2			2
NEW YORK STATE ELR - JACOBI MEDICAL CENTER		2			2
ST. JOSEPH REGIONAL MEDICAL CENTER			2	100%	2
BAY CARE			2	100%	2
METHODIST MEDICAL CENTER		1	1	50%	2
ACHS		2			2
DOH-TAMPA BRANCH LABORATORY (MLK BLVD)			2	100%	2
MAGNOLIA DIAGNOSTIC			2	100%	2
Cleveland Clinic Weston			2	100%	2
GULF COAST MEDICAL GROUP			2	100%	2
FLORIDA CLINICAL LABORATORY INC			2	100%	2
ALABAMA DEPARTMENT OF PUBLIC HEALTH			2	100%	2
GEISINGER MEDICAL CENTER		2			2
FCHC (OB)-DARWIN SQUARE CTR.			2	100%	2
LINCOLN MEDICAL AND MENTAL HEALTH CENTER		2			2
NORTH OKALOOSA MEDICAL CENTER			2	100%	2
NEW YORK STATE ELR - ORANGE REGIONAL MEDICAL CENTER LABORATORY		2			2
ADVENT HEALTH CENTRA CARE: WATERFORD LAKES			2	100%	2
NORTHERN DUTCHESS HOSPITAL LABORATORY		2			2
OKLAHOMA STATE DEPARTMENT OF HEALTH-PUBLIC HEALTH LABORATORY			2	100%	2
MHHS All Lab Subsection		2			2
OMNI			2	100%	2
BAYFRONT HEALTH SPRING HILL			2	100%	2

Coronavirus: testing by laboratory

Data through Jul 1, 2020 verified as of Jul 2, 2020 at 09:25 AM

Data in this report are provisional and subject to change.

The numbers in the table below represent the number for whom test results were received by the Department of Health. A person can be tested by more than one laboratory and can have both positive and negative results. **Therefore, the sum of the numbers in each column will be larger than the total number of people tested.**

Reporting lab	Inconclusive	Negative	Positive	Percent positive	Total
LABCORP RARITAN		2			2
ALTRU DIAGNOSTICS INC			2	100%	2
NEW YORK STATE ELR - SARATOGA HOSPITAL LABORATORY		2			2
LABCORP - STUART		1	1	50%	2
FLORIDA DEPARTMENT OF HEALTH PALM BEACH COUNTY			1	100%	1
FULGENT GENETICS			1	100%	1
GARCIA CLINICAL LABORATORY		1			1
VA GREATER LOS ANGELES HEALTH CARE SYSTEM			1	100%	1
ARNOLD PALMER HOSPITAL LABORATORY			1	100%	1
CFCH - FROSTPROOF			1	100%	1
CENTRA CARE – WATERFORD LAKES			1	100%	1
CORAL GABLES HOSPITAL			1	100%	1
TIMPANOGOS REGIONAL HOSPITAL			1	100%	1
ARNOT OGDEN MEDICAL CENTER LABORATORY		1			1
BAYCARE OUTREACH LAB			1	100%	1
GENESIS LABORATORY MANAGEMENT			1	100%	1
MHS LAB		1			1
AFC URGENT CARE			1	100%	1
UAB			1	100%	1
MOLECULAR DIAGNOSTICS			1	100%	1
EXCEL URGENT CARE OF NJ			1	100%	1
WEST VIRGINIA UNIVERSITY HOSPITALS			1	100%	1
CALIFORNIA PUBLIC HEALTH LABORATORY			1	100%	1
NEW YORK STATE ELR - LONG ISLAND JEWISH VALLEY STREAM		1			1
ACCESS HEALTH CARE PHYSICIANS			1	100%	1
EMERGENCY MEDICAL CENTER			1	100%	1
ERIE COUNTY MEDICAL CTR CLINICAL LABS		1			1
BAYFRONT HEALTH PORT CHARLOTTE			1	100%	1
BLOOD SYSTEMS LABORATORIES			1	100%	1
CELEBRATION HOSPITAL			1	100%	1
ALVERNO CLINICAL LABORATORIES			1	100%	1
VA HOSPITAL			1	100%	1
BIRMINGHAM VAMC		1			1
DELAWARE DIAGNOSTICS LABS			1	100%	1
ALLIANCE LABS @LRMC			1	100%	1
DOCS URGENT CARE			1	100%	1
CATHOLIC HEALTH SYSTEM DEPT LABORATORY		1			1
CQUENTIA NGS, LLC			1	100%	1
LABCORP LAFAYETTE		1			1
LABCORP - HOLLYWOOD			1	100%	1
LEGACY LABORATORY SERVICES			1	100%	1
PALM BEACH CHD - LAB			1	100%	1
JOHN HOPKINS MEDICAL LABORATORIES		1			1
RIVIERA BEACH HEALTH CENTER LAB			1	100%	1
JOHNS HOPKINS MEDICAL LABORATORIES			1	100%	1
BARDMOOR LABORATORY			1	100%	1
NEWYORK-PRESBYTERIAN/ LAWRENCE HOSPITAL LABORATORY		1			1

Coronavirus: testing by laboratory

Data through Jul 1, 2020 verified as of Jul 2, 2020 at 09:25 AM

Data in this report are provisional and subject to change.

The numbers in the table below represent the number for whom test results were received by the Department of Health. A person can be tested by more than one laboratory and can have both positive and negative results. **Therefore, the sum of the numbers in each column will be larger than the total number of people tested.**

Reporting lab	Inconclusive	Negative	Positive	Percent positive	Total
NEW YORK PRESBYTERIAN - ALLEN HOSPITAL		1			1
MUNSON MEDICAL CENTER			1	100%	1
NEW YORK STATE ELR - SAMARITAN HOSPITAL LABORATORY		1			1
NOVANT HEALTH INPATIENT CARE			1	100%	1
MARINER'S HOSPITAL			1	100%	1
MISSOURI DEPARTMENT OF HEALTH AND SENIOR SERVICES - STATE PH LAB		1			1
MARYLAND DEPARTMENT OF HEALTH AND MENTAL HYGIENE			1	100%	1
ROBERT WOOD JOHNSON HOSPITAL			1	100%	1
TIEHH BIOTERRORISM RESPONSE LAB			1	100%	1
UNITED CLINICAL LABORATORIES			1	100%	1
TEXAS DEPARTMENT OF STATE HEALTH SERVICES			1	100%	1
THE HEART HOSPITAL BAYLOR PLANO			1	100%	1
BMC/JACSONVILLE		1			1
ABBOTT			1	100%	1
CLEVELAND CLINIC OHIO LABORATORIES			1	100%	1
URGENT CARE WEST CLINIC			1	100%	1
SKY RIDGE MEDICAL CENTER - MICRO			1	100%	1
SOUTHEAST GEORGIA HEALTH SYSTEM			1	100%	1
INTERLAB		1			1
SAMARITAN MEDICAL CENTER		1			1
FALMOUTH BY THE SEA			1	100%	1
DUKE HEALTH REGIONAL HOSPITAL			1	100%	1
ST FRANCIS			1	100%	1
State Lab Unspecifd			1	100%	1
MONTEFIORE NYACK HOSPITAL AFFILIATED LABORATORY		1			1
GRAND VIEW HOSPITAL			1	100%	1
HOLY NAME MEDICAL CENTER		1			1
COLORADO DEPARTMENT OF HEALTH LABORATORY SERVICES DIVISION			1	100%	1
HEALTH FIRST IBM-UX			1	100%	1
GENETRAIT LABORATORIES			1	100%	1
CENTRA CARE CONWAY			1	100%	1
COASTAL LABORATORIES			1	100%	1
HOUSTON HEALTH DEPARTMENT - BUREAU OF LABORATORY SERVICES			1	100%	1
HEALTHLINK DIAGNOSTIC LABORATORIES			1	100%	1
FLORIDA HOSPITAL ALTAMONTE			1	100%	1
Lourdes Hospital			1	100%	1
HANCOCK REGIONAL HOSPITAL		1			1
COMPUNET CLINICAL LAB			1	100%	1
INDIAN RIVER CLINICAL LABORATORY, INC.		1			1
FORT SANDERS REGIONAL LABORATORY		1			1
INTERMOUNTAIN MEDICAL CENTER			1	100%	1
INTERMARKET FACILITY			1	100%	1
MEDICAL CLINIC OF HOUSTON			1	100%	1
BEAUFORT MEMORIAL			1	100%	1
JEFFERSON COUNTY HEALTH DEPARTMENT-MONTICELLO		1			1
BEAUMONT HOSPITAL, GROSSE POINTE			1	100%	1
BAYFRONT HEALTH ER PINELLAS PARK		1			1

Coronavirus: testing by laboratory

Data through Jul 1, 2020 verified as of Jul 2, 2020 at 09:25 AM

Data in this report are provisional and subject to change.

The numbers in the table below represent the number for whom test results were received by the Department of Health. A person can be tested by more than one laboratory and can have both positive and negative results. **Therefore, the sum of the numbers in each column will be larger than the total number of people tested.**

Reporting lab	Inconclusive	Negative	Positive	Percent positive	Total
KETTERING MEDICAL CENTER			1	100%	1
MEDSTAR HARBOR HOSPITAL			1	100%	1
MEMORIAL HERMANN CONSOLIDATED LABORATORY SERVICES			1	100%	1
LABCORP - ORLANDO		1			1
CLARITY LAB SOLUTIONS			1	100%	1
STATEN ISLAND UNIVERSITY HOSPITAL SEGUINE AVE		1			1
COMMONWEALTH OF MASSACHUSETTS			1	100%	1
LAKEVIEW REGIONAL HOSPITAL			1	100%	1
MANATEE PEDIATRICS			1	100%	1
LABCORP KANSAS CITY			1	100%	1
CHARLOTTE CHD PORT CHARLOTTE		1			1
TAMPA		1			1
FLORIDA HOSPITAL KISSIMMEE			1	100%	1
UNIVERSITY OF MIAMI			1	100%	1
URGENT CARE TCMA			1	100%	1
UNK			1	100%	1
UNIVERSITY OF FLORIDA			1	100%	1
THOMAS LANGLEY			1	100%	1
SUNY AT STONY BROOK			1	100%	1
ST. LUKE'S HOSPITAL - BETHLEHEM CAMPUS		1			1
UF KANAPAHA LAB BEAKER		1			1
ONEIDA HEALTHCARE CENTER		1			1
OHIO STATE UNIVERSITY MEDICAL CENTER			1	100%	1
EDGAR PRICE FAMILY & CHILDREN HEALTHCARE CENTER			1	100%	1
FLORIDA HEALTH CARE PLANS			1	100%	1
AZALEA HEALTH			1	100%	1
NEW YORK STATE ELR - NEW YORK PRESBYTERIAN-LOWER MANHATTAN		1			1
NEW YORK STATE ELR - MONTEFIORE MEDICAL CENTER LABORATORIES - WEILER			1	100%	1
NORTHWEST FL COMM HOSP			1	100%	1
NORTHSIDE HOSPITAL DULUTH			1	100%	1
THE UNIVERSITY OF VERMONT MEDICAL CENTER		1			1
WOODHULL MEDICAL AND MENTAL HEALTH CTR		1			1
QUEST DIAGNOSTIC INC TECHINICAL			1	100%	1
HIGHLANDS CLINICAL LABORATORY			1	100%	1
QUEST DIAGNOSTICS-OCALA-SE 3RD		1			1
PREMIER MEDICAL LABORATORY			1	100%	1
Viracor Eurofins			1	100%	1
WILMINGTON VA MEDICAL CENTER			1	100%	1
PHELPS HOSPITAL LABORATORY		1			1
PEDIATRIC ASSOCIATES - JACKSONVILLE			1	100%	1
ST. JOSEPH'S HOSPITAL NORTH			1	100%	1
HEART OF FLORIDA HMA			1	100%	1
TEN HEALTHCARE			1	100%	1
AMMON LABS			1	100%	1
US LABORATORIES			1	100%	1
WELLINGTON WEST 100176			1	100%	1
WEST PACIFIC MEDICAL LABORATORY			1	100%	1

Coronavirus: testing by laboratory

Data through Jul 1, 2020 verified as of Jul 2, 2020 at 09:25 AM

Data in this report are provisional and subject to change.

The numbers in the table below represent the number for whom test results were received by the Department of Health. A person can be tested by more than one laboratory and can have both positive and negative results. **Therefore, the sum of the numbers in each column will be larger than the total number of people tested.**

Reporting lab	Inconclusive	Negative	Positive	Percent positive	Total
REMISE OCCUPATIONAL HEALTH SOLUTIONS INC			1	100%	1
WASHINGTON STATE DEPARTMENT OF HEALTH PUBLIC HEALTH LABORATORIES			1	100%	1
PARKWAY REGIONAL MEDICAL CENTER LAB			1	100%	1
BAY CARE LAB SERVICES/ST. ANTHONY'S HOSPITAL			1	100%	1
JOHNSON CITY MEDICAL CENTER		1			1
BOZEMAN HEALTH DEACONESS HOSPITAL		1			1
BAYCARE MEDICAL GROUP INC			1	100%	1
LABCORP HOUSTON			1	100%	1
LOYOLA UNIVERSITY MEDICAL CENTER LABORATORY			1	100%	1
ADVENTHEALTH CENTRA CARE ORMOND BEACH			1	100%	1
LEESBURG FAMILY MEDICINE		1			1
ANNE BATES LEACH EYE HOSPITAL/ ABLEH MICROBIOLOGY LABORATORY		1			1
DOH			1	100%	1
DICKERT			1	100%	1
ECLRS			1	100%	1
DYNAMIC MEDICAL USA			1	100%	1
CAROLINAS HEALTHCARE SYSTEM LAB			1	100%	1
CALHOUN LIBERTY HOSPITAL			1	100%	1
HAWAII DEPARTMENT OF HEALTH LAB			1	100%	1
CBC LAB			1	100%	1
CAROMONT HEALTH			1	100%	1
ACCESSLAB		1			1
DOCTOR'S MEMORIAL HOSPITAL			1	100%	1
SPRING HILL REGIONAL HOSPITAL			1	100%	1
SUNY UPSTATE MEDICAL UNIVERSITY			1	100%	1
NEW YORK STATE ELR - NEW YORK CITY DEPARTMENT OF HEALTH & MENTAL		1			1
SONIC REFERENCE LABORATORY			1	100%	1
ORMOND BEACH CENTRA CARE			1	100%	1
BAPTIST ER TOWN CTR			1	100%	1
SMITH KLINE			1	100%	1
OHIO DEPARTMENT OF HEALTH			1	100%	1
Mt Sinai Aventura			1	100%	1
NEW YORK STATE ELR - ERIE COUNTY MEDICAL CTR CLINICAL LABS		1			1
WOLFSON (USE BAPTIST)			1	100%	1
MONTANA DEPARTMENT OF PUBLIC HEALTH & HUMAN SERVICES			1	100%	1
UW HOSPITAL AND CLINICS			1	100%	1
BIOFIRE			1	100%	1
COLLIER COUNTY HEALTH DEPT.			1	100%	1
NEW YORK STATE ELR - LABORATORY ALLIANCE OF CENTRAL NEW		1			1
THE CHILDREN'S HOSPITAL OF PHILADELPHIA		1			1
NAVAL HOSPITAL OF JACKSONVILLE			1	100%	1
PEACHEALTH LABORATORIES		1			1
CHATSWORTH ASSISTED LIVING COMMUNITY AT PGA NATIONAL			1	100%	1
PHYSICIANS STAT			1	100%	1
NEW YORK STATE ELR - AUBURN COMMUNITY HOSPITAL		1			1
NEW YORK STATE ELR - WESTCHESTER MEDICAL CENTER		1			1
OHIO DEPARTMENT OF HEALTH LABORATORY		1			1

Coronavirus: testing by laboratory

Data through Jul 1, 2020 verified as of Jul 2, 2020 at 09:25 AM

Data in this report are provisional and subject to change.

The numbers in the table below represent the number for whom test results were received by the Department of Health. A person can be tested by more than one laboratory and can have both positive and negative results. **Therefore, the sum of the numbers in each column will be larger than the total number of people tested.**

Reporting lab	Inconclusive	Negative	Positive	Percent positive	Total
NEW YORK STATE ELR - BELLEVUE HOSPITAL CENTER DEPARTMENT		1			1
NORTH FLORIDA/SOUTH GEORGA VETERANS HEALTH SYSTEM			1	100%	1
XPRESS WELLNESS URGENT CARE			1	100%	1
TUFTS MEDICAL CENTER			1	100%	1
WATAUGA MEDICAL CENTER			1	100%	1
WELLNOW URGENT CARE		1			1
ST VINCENT'S CHILTON		1			1
PRIVA PATH LABS			1	100%	1
PIEDMONT HOSPITAL LAB			1	100%	1
BIODORON LABORATORIES			1	100%	1
RIVERSIDE METHODIST HOSPITAL LAB			1	100%	1
NORTHSHORE UNIVERSITY HEALTHSYSTEM EVANSTON HOSPITAL LAB			1	100%	1
SANFORD REGIONAL HOSPITAL WORTHINGTON		1			1
SENTARA NORFOLK GENERAL HOSPITAL CENTRAL LAB			1	100%	1
LAKWOOD RANCH ER 24/7			1	100%	1
JOHNS HOPKINS MEDICAL LABS			1	100%	1
SPECIALITY LABORATORIES,INC		1			1
STANLY REGIONAL MEDICAL CENTER			1	100%	1
TAMIAMI LAB MILLENIUM			1	100%	1
GUTHRIE MEDICAL GROUP LABORATORIES		1			1
GIFFORD MEMORIAL HOSPITAL		1			1
ONslow MEMORIAL HOSPITAL LABORATORY		1			1
MIAMI CANCER INSTITUTE			1	100%	1
NORTH RIVER FAMILY HEALTH CENTER			1	100%	1
HEALTH NETWORK LABORATORIES		1			1
DALLAS MEDICAL CENTER			1	100%	1
MEDICAL CENTER ENTERPRISE			1	100%	1
MARION COUNTY HEALTH DEPARTMENT			1	100%	1
POARCH BANC CREEK INDIANS TRIBAL HEALTH DEPARTMENT			1	100%	1
PPD			1	100%	1
VIRACOR			1	100%	1
LATE HOURS URGENT CARE			1	100%	1
LEEESBURG REGIONAL MEDICAL CENTER		1			1
PECONIC BAY MEDICAL CENTER LABORATORY			1	100%	1
WARD MEMORIAL HOSPITAL		1			1
QUEST ELR		1			1
SHANDS AT LAKE SHORE LAB			1	100%	1
ST. MARY MEDICAL CENTER		1			1
RIVERVIEW REGIONAL MEDICAL CENTER		1			1
SCIENCE CARE			1	100%	1
NOT GIVEN			1	100%	1
NORTH BROWARD MEDICAL CENTER			1	100%	1
WUESTHOFF MEDICAL CENTER-MELBOURNE			1	100%	1
KANSAS DEPARTMENT OF HEALTH			1	100%	1
NXGEN MDX			1	100%	1
MIDMICHIGAN MEDICAL CENTER			1	100%	1
LABCORP-PORT ST.LUCIE		1			1

Coronavirus: testing by laboratory

Data through Jul 1, 2020 verified as of Jul 2, 2020 at 09:25 AM

Data in this report are provisional and subject to change.

The numbers in the table below represent the number for whom test results were received by the Department of Health. A person can be tested by more than one laboratory and can have both positive and negative results. **Therefore, the sum of the numbers in each column will be larger than the total number of people tested.**

Reporting lab	Inconclusive	Negative	Positive	Percent positive	Total
LAB CORP PHOENIX			1	100%	1
NAVAL BRANCH MEDICAL CLINIC			1	100%	1
MAGNOLIA ADULT, LLC			1	100%	1
UNITED HEALTHCARE			1	100%	1
UNIVERSITY HOSPITAL OF BROOKLYN		1			1
TRINITAS REGIONAL MEDICAL CENTER			1	100%	1
PERDIDO URGENT CARE			1	100%	1
UNIVERSITY OF MISSOURI HEALTH CARE			1	100%	1
WILLIAM A HINTON STATE LABORATORY INSTITUTE			1	100%	1
JRS LABORATORY			1	100%	1
UTMB PATHOLOGY CLINICAL SERVICES LABORATORY			1	100%	1
PEDIATRIC HEALTHCARE ALLIANCE			1	100%	1
KETTERING HEALTH			1	100%	1
REDITUS LABORATORIES			1	100%	1
SOUTH GEORGIA MEDICAL CENTER			1	100%	1
SOUTHWEST REGIONAL PCR LABORATORY			1	100%	1
QUEST - HOUSTON LAB			1	100%	1
PRISMA HEALTH TUOMEY LABORATORY			1	100%	1
PHAROS HEALTH			1	100%	1
TALLAHASSEE MEMORIAL HOSPITAL/MICROBIOLOGY LAB			1	100%	1
TANNER MEDICAL CENTER EAST AL		1			1
Total	4580	2,228,207	216,375	9%	2,449,162