

Coronavirus: summary of persons being monitored, persons under investigation, and cases

Data through Jul 2, 2020 verified as of Jul 3, 2020 at 09:25 AM

Data in this report are provisional and subject to change.

Monitored persons: people the Florida Department of Health was notified of for possible monitoring because they are a contact of a case, traveled from China, or were identified by the Centers for Disease Control and Prevention (CDC) as a part of a airline/ship contact investigation

Total reports	75,163
Total persons of high, medium, or unknown risk	71,474
High/medium/unknown risk still being monitored	17,732

Persons tested: includes PCR and antigen test results received by the Department of Health from the state public health laboratory (BPHL), as well as commercial and hospital laboratories

Total tested	2,083,056
Positive	178,594
Negative	1,902,766
Inconclusive	1,696
Awaiting testing	1,717

Cases: people with positive PCR or antigen test result

Total cases	178,594
Florida residents	175,718
Non-Florida residents	2,876

Type of testing	
Florida residents	
Positive by BPHL/CDC	7,717
Positive by commercial/hospital lab	168,001
Non-Florida residents	
Positive by BPHL/CDC	158
Positive by commercial/hospital lab	2,718

Characteristics	
Florida residents hospitalized	15,491
Florida resident deaths	3,684
Non-Florida resident deaths	101

Hospitalized counts include anyone who was hospitalized at some point during their illness. It does not reflect the number of people currently hospitalized.

More information on deaths identified through death certificate data is available on the National Center for Health Statistics website at www.cdc.gov/nchs/nvss/vsrr/COVID19/index.htm.

Risk factors for Florida residents	
Traveled	2,606
Contact with a known case	57,895
Traveled and contact with a known case	2,531
Neither	112,686
No travel and no contact	20,816
Travel is unknown	72,140
Contact is unknown	27,461
Contact is pending	62,487

Travel can be unknown and contact can be unknown or pending for the same case, these numbers will sum to more than the "neither" total.

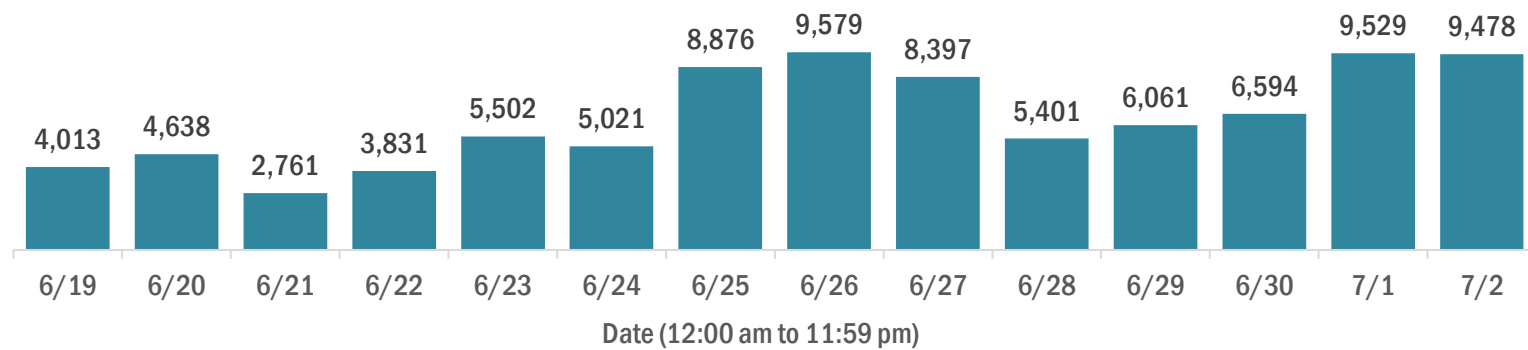
Coronavirus: cases and laboratory testing over time

Data through Jul 2, 2020 verified as of Jul 3, 2020 at 09:25 AM

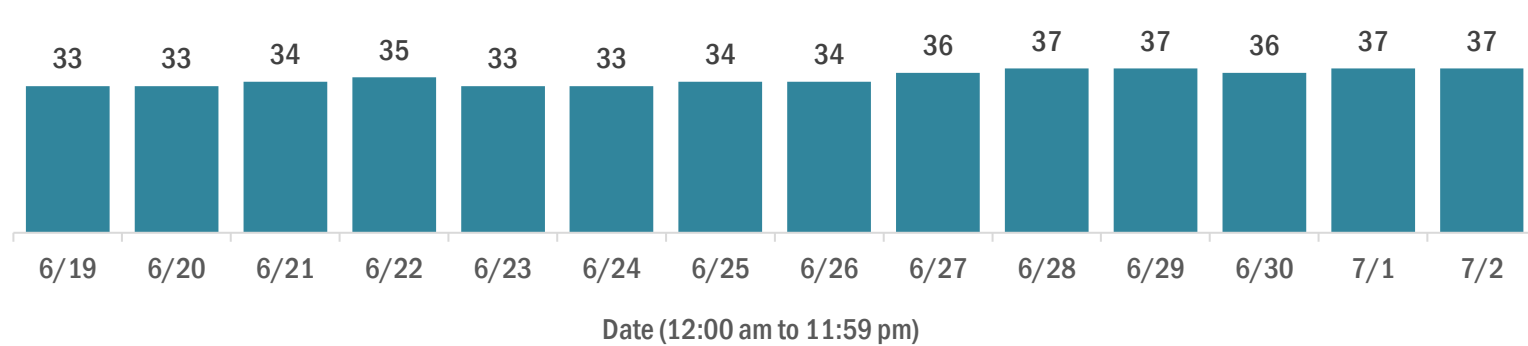
Data in this report are provisional and subject to change.

Cases in Florida residents per day for the past 2 weeks

Number of cases per day



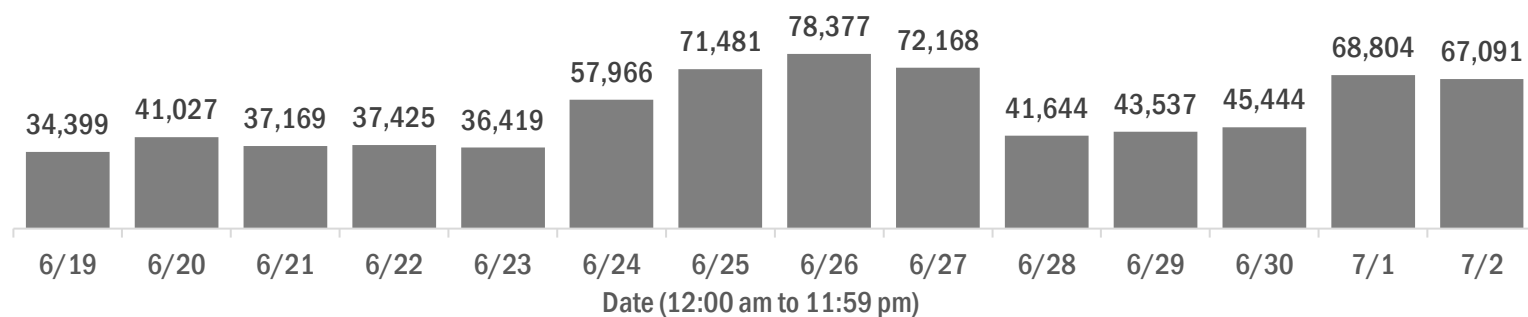
Median age of cases by day



Laboratory testing for Florida residents and non-Florida residents over the past 2 weeks

Number of people tested per day

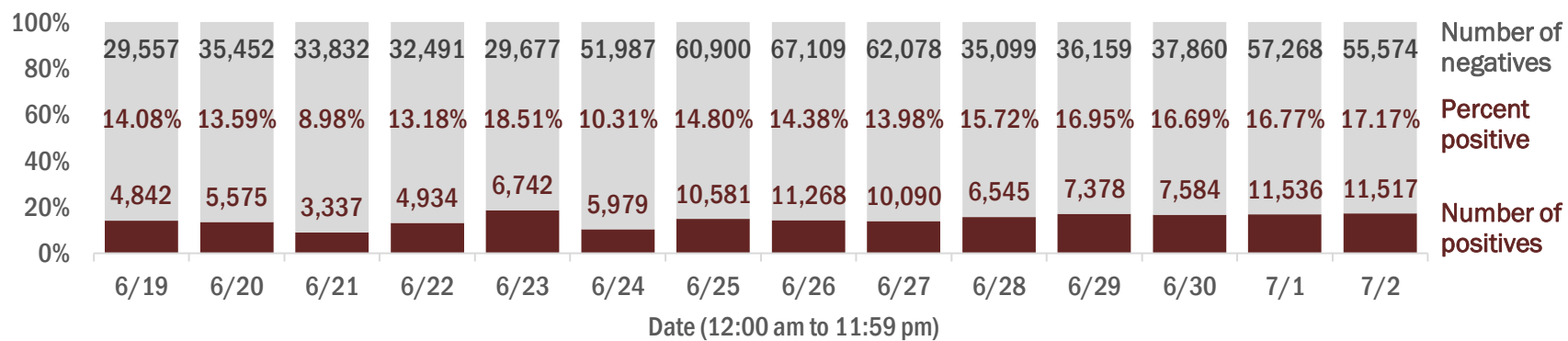
These counts include the number of people for whom the department received PCR or antigen laboratory results by day. People tested on multiple days will be included for each day a new result was received. A person is only counted once for each day they are tested, regardless of whether multiple specimens are tested or multiple results are received.



Number and percent of positive labs

The percent of positive results ranged from 8.98% to 18.51% over the past 2 weeks and was 17.17% yesterday.

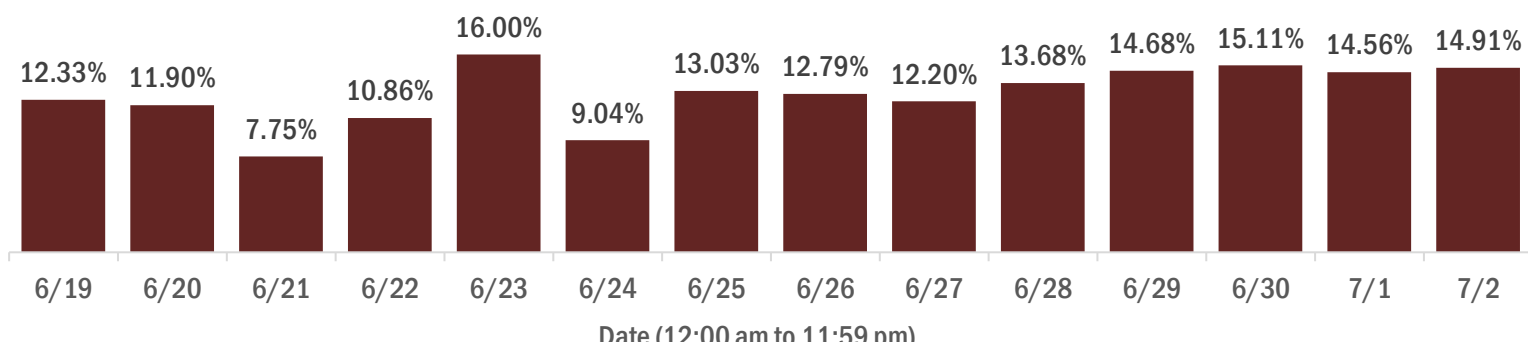
These counts include the number of people for whom the department received PCR or antigen laboratory results by day. People tested on multiple days will be included for each day a new result was received. A person is only counted once for each day they are tested, regardless of whether multiple specimens are tested or multiple results are received. If a person has a positive specimen and a negative specimen in the same day, only the positive result is counted.



Percent positivity for new cases

The percent of positive results ranged from 7.75% to 16.00% over the past 2 weeks and was 14.91% yesterday.

This percent is the number of people who test PCR- or antigen-positive for the first time divided by all the people tested that day, excluding people who have previously tested positive.



Coronavirus: characteristics of 175,718 Florida resident cases

Data through Jul 2, 2020 verified as of Jul 3, 2020 at 09:25 AM

Data in this report are provisional and subject to change.

Age group	Cases		Hospitalizations		Deaths	
0-4 years	2,745	2%	70	0%	0	0%
5-14 years	5,523	3%	59	0%	1	0%
15-24 years	28,018	16%	364	2%	7	0%
25-34 years	36,055	21%	965	6%	20	1%
35-44 years	28,257	16%	1,424	9%	68	2%
45-54 years	26,633	15%	2,080	13%	142	4%
55-64 years	21,642	12%	2,673	17%	333	9%
65-74 years	13,261	8%	2,981	19%	765	21%
75-84 years	8,056	5%	2,712	18%	1,026	28%
85+ years	5,258	3%	2,163	14%	1,322	36%
Unknown	270	0%	0	0%	0	0%
Total	175,718		15,491		3,684	

Gender	Cases	
Male	86,554	49%
Female	88,639	50%
Unknown	525	0%
Total	175,718	

Ethnicity	Cases		Hospitalizations		Deaths	
Hispanic	51,348	29%	5,436	35%	956	26%
Non-Hispanic	62,916	36%	9,294	60%	2,481	67%
Unknown	61,454	35%	761	5%	247	7%
Total	175,718		15,491		3,684	

Race, ethnicity	Cases		Hospitalizations		Deaths	
White	75,963	43%	9,243	60%	2,532	69%
Hispanic	36,433	21%	4,022	26%	780	21%
Non-Hispanic	33,719	19%	4,959	32%	1,650	45%
Unknown ethnicity	5,811	3%	262	2%	102	3%
Black	27,987	16%	4,095	26%	772	21%
Hispanic	1,401	1%	210	1%	25	1%
Non-Hispanic	24,177	14%	3,788	24%	723	20%
Unknown ethnicity	2,409	1%	97	1%	24	1%
Other	16,151	9%	1,691	11%	250	7%
Hispanic	9,748	6%	1,100	7%	135	4%
Non-Hispanic	3,824	2%	507	3%	100	3%
Unknown ethnicity	2,579	1%	84	1%	15	0%
Unknown race	55,617	32%	462	3%	130	4%
Hispanic	3,766	2%	104	1%	16	0%
Non-Hispanic	1,196	1%	40	0%	8	0%
Unknown ethnicity	50,655	29%	318	2%	106	3%
Total	175,718		15,491		3,684	

Hospitalization counts include anyone who was hospitalized at some point during their illness. It does not reflect the number of people currently hospitalized. **Other race** includes any person with a race of American Indian/Alaskan native, Asian, native Hawaiian/Pacific Islander, or other.

Coronavirus: deaths in Florida residents and staff of long-term care facilities

Data through Jul 2, 2020 verified as of Jul 3, 2020 at 09:25 AM

Data in this report are provisional and subject to change.

For current cases in residents or staff of long-term care facilities, please visit: <https://floridahealthcovid19.gov/>

County	Deaths	Percentage	County	Deaths	Percentage	County	Deaths	Percentage
Dade	525	27%	Osceola	9	0%	Monroe	1	0%
Palm Beach	231	12%	Walton	9	0%	Nassau	1	0%
Broward	166	9%	Indian River	8	0%	St. Johns	1	0%
Pinellas	139	7%	Orange	8	0%	Sumter	1	0%
Lee	118	6%	Seminole	8	0%	Total	1,915	
Hillsborough	95	5%	Calhoun	6	0%			
Manatee	87	5%	Lake	5	0%			
Polk	68	4%	Gadsden	4	0%			
Sarasota	63	3%	Jefferson	4	0%			
Charlotte	48	3%	Leon	4	0%			
Collier	39	2%	Okaloosa	4	0%			
Escambia	36	2%	Baker	3	0%			
Volusia	36	2%	Brevard	3	0%			
Duval	34	2%	Madison	3	0%			
St. Lucie	26	1%	Marion	3	0%			
Clay	24	1%	Bradford	2	0%			
Suwannee	20	1%	Putnam	2	0%			
Hendry	18	1%	Citrus	1	0%			
Martin	14	1%	Desoto	1	0%			
Pasco	12	1%	Hardee	1	0%			
Washington	12	1%	Hernando	1	0%			
Alachua	10	1%	Levy	1	0%			

Note: cases are summarized by the county of usual residence. Residents and staff may be cases associated with facilities that are not in their county of usual residence, resulting in cases being included below for counties that do not have facilities with known cases.

Coronavirus: characteristics of 178,594 cases

Data through Jul 2, 2020 verified as of Jul 3, 2020 at 09:25 AM

Data in this report are provisional and subject to change.

Tables below include cases in Florida residents and non-Florida residents.

All 67 Florida counties have cases:

County	FL resident		Non-FL resident	Total
Dade	41,753	24%	558	42,311
Broward	17,897	10%	332	18,229
Palm Beach	15,169	9%	155	15,324
Hillsborough	12,952	7%	92	13,044
Orange	11,853	7%	225	12,078
Duval	7,845	4%	116	7,961
Pinellas	7,622	4%	75	7,697
Lee	6,545	4%	123	6,668
Collier	4,612	3%	89	4,701
Polk	4,640	3%	20	4,660
Manatee	3,241	2%	20	3,261
Seminole	2,974	2%	13	2,987
Osceola	2,459	1%	67	2,526
Volusia	2,479	1%	17	2,496
Pasco	2,429	1%	14	2,443
Escambia	2,009	1%	388	2,397
Brevard	2,350	1%	16	2,366
Martin	2,192	1%	16	2,208
St. Lucie	1,972	1%	11	1,983
Sarasota	1,776	1%	38	1,814
Lake	1,584	1%	19	1,603
Leon	1,420	1%	46	1,466
Alachua	1,395	1%	28	1,423
St. Johns	1,166	1%	22	1,188
Hendry	1,021	1%		1,021
Clay	867	0%	4	871
Charlotte	857	0%	3	860
Indian River	808	0%	12	820
Okaloosa	805	0%	15	820
Marion	812	0%	5	817
Santa Rosa	735	0%	8	743
Desoto	676	0%		676
Bay	593	0%	32	625
Suwannee	566	0%	15	581
Hardee	491	0%	5	496

County	FL resident		Non-FL resident	Total
Putnam	487	0%	2	489
Hernando	465	0%	7	472
Gadsden	424	0%	4	428
Okeechobee	400	0%	2	402
Sumter	398	0%	3	401
Jackson	384	0%	10	394
Highlands	387	0%	3	390
Hamilton	377	0%	3	380
Citrus	364	0%		364
Flagler	350	0%	9	359
Columbia	328	0%	3	331
Monroe	305	0%	17	322
Walton	262	0%	33	295
Nassau	243	0%	10	253
Liberty	238	0%		238
Madison	216	0%	4	220
Holmes	193	0%	3	196
Levy	189	0%	3	192
Unknown	39	0%	148	187
Glades	172	0%		172
Washington	116	0%	2	118
Gilchrist	109	0%		109
Calhoun	97	0%		97
Bradford	92	0%		92
Taylor	90	0%	1	91
Baker	84	0%		84
Union	74	0%		74
Dixie	72	0%		72
Wakulla	69	0%	3	72
Jefferson	55	0%	2	57
Gulf	30	0%	4	34
Lafayette	34	0%		34
Franklin	10	0%	1	11
Total	175,718		2,876	178,594

Coronavirus: characteristics of 175,718 Florida resident cases

Data through Jul 2, 2020 verified as of Jul 3, 2020 at 09:25 AM

Data in this report are provisional and subject to change.

The table below includes the cities and counties of residence for cases in Florida residents based on the patient's ZIP Code.

Note that city is not always received as part of the initial notification and may be missing while the case is being investigated.

City and county	Cases
Miami, Dade	25,595
Orlando, Orange	8,965
Tampa, Hillsborough	8,249
Jacksonville, Duval	7,169
Hialeah, Dade	5,859
Fort Lauderdale, Broward	3,953
Hollywood, Broward	3,628
West Palm Beach, Palm Beach	3,583
Saint Petersburg, Pinellas	3,547
Fort Myers, Lee	2,852
Homestead, Dade	2,818
Naples, Collier	2,779
Bradenton, Manatee	2,256
Lake Worth, Palm Beach	2,178
Pompano Beach, Broward	2,061
Kissimmee, Osceola	1,927
Pensacola, Escambia	1,764
Boca Raton, Palm Beach	1,644
Immokalee, Collier	1,523
Lakeland, Polk	1,497
Tallahassee, Leon	1,399
Boynton Beach, Palm Beach	1,390
Lehigh Acres, Lee	1,388
Miami Beach, Dade	1,358
Cape Coral, Lee	1,335
Clearwater, Pinellas	1,312
Sarasota, Sarasota	1,306
Miramar, Broward	1,269
Port Saint Lucie, St. Lucie	1,268
Gainesville, Alachua	1,189
Stuart, Martin	1,071
Winter Haven, Polk	1,055
Miami Gardens, Dade	1,021
Delray Beach, Palm Beach	977
Lake Worth Beach, Palm Beach	872
Opa Locka, Dade	856
Brandon, Hillsborough	806
Riverview, Hillsborough	798
Largo, Pinellas	750
Coral Springs, Broward	732
Indiantown, Martin	720
Jupiter, Palm Beach	720
Plant City, Hillsborough	697
Melbourne, Brevard	665
Fort Pierce, St. Lucie	665
Apopka, Orange	661
North Miami Beach, Dade	640
Missing, Broward	633
Sunrise, Broward	600
Sanford, Seminole	596
Arcadia, Desoto	591
Belle Glade, Palm Beach	585
New Port Richey, Pasco	578
Clewiston, Hendry	570
Davie, Broward	567
Ocala, Marion	563
Winter Park, Orange	552
Daytona Beach, Volusia	547
North Miami, Dade	544

Coronavirus: characteristics of 175,718 Florida resident cases

Data through Jul 2, 2020 verified as of Jul 3, 2020 at 09:25 AM

Data in this report are provisional and subject to change.

The table below includes the cities and counties of residence for cases in Florida residents based on the patient's ZIP Code.

Note that city is not always received as part of the initial notification and may be missing while the case is being investigated.

City and county	Cases
Royal Palm Beach, Palm Beach	524
Florida City, Dade	519
Saint Augustine, St. Johns	518
Deerfield Beach, Broward	517
Oviedo, Seminole	516
Palmetto, Manatee	514
Doral, Dade	504
Vero Beach, Indian River	501
Palm Beach Gardens, Palm Beach	493
Live Oak, Suwannee	492
Port Charlotte, Charlotte	489
Altamonte Springs, Seminole	478
Palm Bay, Brevard	467
Winter Garden, Orange	447
Plantation, Broward	437
Saint Cloud, Osceola	435
Clermont, Lake	432
Deland, Volusia	424
Deltona, Volusia	418
Bonita Springs, Lee	412
Margate, Broward	408
Seminole, Pinellas	402
Orange Park, Clay	397
Wesley Chapel, Pasco	395
Tamarac, Broward	393
Panama City, Bay	393
Okeechobee, Okeechobee	388
Pinellas Park, Pinellas	379
Ocoee, Orange	378
Land O Lakes, Pasco	378
Longwood, Seminole	374
Palm Harbor, Pinellas	368
Wellington, Palm Beach	360
Coral Gables, Dade	352
Davenport, Polk	346
Ruskin, Hillsborough	343
Labelle, Hendry	342
Jacksonville Beach, Duval	338
North Lauderdale, Broward	335
Lutz, Hillsborough	332
Hallandale, Broward	327
Coconut Creek, Broward	321
Pembroke Pines, Broward	319
Casselberry, Seminole	319
Milton, Santa Rosa	315
Fort Walton Beach, Okaloosa	315
Cocoa, Brevard	313
Missing, Palm Beach	308
Lake City, Columbia	308
Windermere, Orange	298
Weston, Broward	297
Lake Mary, Seminole	291
Jasper, Hamilton	291
Valrico, Hillsborough	290
South Bay, Palm Beach	286
Quincy, Gadsden	286
South Miami, Dade	284
Wimauma, Hillsborough	283
Palm Coast, Flagler	283

Coronavirus: characteristics of 175,718 Florida resident cases

Data through Jul 2, 2020 verified as of Jul 3, 2020 at 09:25 AM

Data in this report are provisional and subject to change.

The table below includes the cities and counties of residence for cases in Florida residents based on the patient's ZIP Code.

Note that city is not always received as part of the initial notification and may be missing while the case is being investigated.

City and county	Cases
Spring Hill, Hernando	280
Palatka, Putnam	280
Oakland Park, Broward	279
Punta Gorda, Charlotte	279
Aventura, Dade	278
Bartow, Polk	269
Tavares, Lake	251
Pahokee, Palm Beach	250
Winter Springs, Seminole	250
Missing, Dade	246
Haines City, Polk	238
Maitland, Orange	233
Wauchula, Hardee	233
Bristol, Liberty	228
Ponte Vedra Beach, St. Johns	223
Leesburg, Lake	218
North Port, Sarasota	213
North Fort Myers, Lee	213
Ormond Beach, Volusia	209
Missing, Collier	208
Miami Lakes, Dade	206
Fellsmere, Indian River	197
Zephyrhills, Pasco	195
Tarpon Springs, Pinellas	194
Seffner, Hillsborough	191
Port Richey, Pasco	185
Auburndale, Polk	182
Middleburg, Clay	182
Kissimmee, Polk	181
Riviera Beach, Palm Beach	181
Lake Wales, Polk	181
Bonifay, Holmes	179
Dade City, Pasco	178
Dunedin, Pinellas	177
Sneads, Jackson	173
Lantana, Palm Beach	172
Port Orange, Volusia	172
Eustis, Lake	170
Loxahatchee, Palm Beach	167
Sebring, Highlands	167
Odessa, Hillsborough	165
Orange City, Volusia	163
Moore Haven, Glades	162
Merritt Island, Brevard	162
Green Cove Springs, Clay	157
Palm City, Martin	154
Hudson, Pasco	154
Mulberry, Polk	153
Holiday, Pasco	153
Saint Johns, St. Johns	151
Cantonment, Escambia	148
Hobe Sound, Martin	148
Wilton Manors, Broward	147
Bushnell, Sumter	147
Lauderhill, Broward	145
Esteros, Lee	145
Gulf Breeze, Santa Rosa	144
Dover, Hillsborough	144
Titusville, Brevard	143

Coronavirus: characteristics of 175,718 Florida resident cases

Data through Jul 2, 2020 verified as of Jul 3, 2020 at 09:25 AM

Data in this report are provisional and subject to change.

The table below includes the cities and counties of residence for cases in Florida residents based on the patient's ZIP Code.

Note that city is not always received as part of the initial notification and may be missing while the case is being investigated.

City and county	Cases
Missing, Hillsborough	142
Brooksville, Hernando	140
Crestview, Okaloosa	137
Venice, Sarasota	136
Rockledge, Brevard	135
Atlantic Beach, Duval	134
Destin, Okaloosa	133
Madison, Madison	129
Debary, Volusia	129
Gibsonton, Hillsborough	127
Cooper City, Broward	126
Missing, Orange	126
Navarre, Santa Rosa	124
Pinecrest, Dade	123
Avon Park, Highlands	122
Defuniak Springs, Walton	121
The Villages, Sumter	121
Bowling Green, Hardee	120
Marianna, Jackson	119
Palm Springs, Palm Beach	118
Key Biscayne, Dade	117
Oldsmar, Pinellas	116
Parrish, Manatee	116
Lauderdale Lakes, Broward	115
Fort Meade, Polk	115
Frostproof, Polk	114
Dania, Broward	113
Missing, Duval	109
Fernandina Beach, Nassau	105
Key West, Monroe	105
Sarasota, Manatee	105
Apollo Beach, Hillsborough	104
Missing, Polk	104
Panama City Beach, Bay	102
Missing, Pasco	100
New Smyrna Beach, Volusia	100
Safety Harbor, Pinellas	100
Inverness, Citrus	99
Mount Dora, Lake	99
Groveland, Lake	98
Fleming Island, Clay	97
Ponte Vedra, St. Johns	97
Chiefland, Levy	96
Chipley, Washington	93
Lithia, Hillsborough	91
Ellenton, Manatee	91
North Palm Beach, Palm Beach	89
Missing, Lee	88
Crescent City, Putnam	87
Parkland, Broward	87
Missing, Hardee	85
Missing, Hendry	84
Neptune Beach, Duval	83
Trenton, Gilchrist	81
Perry, Taylor	80
Pace, Santa Rosa	79
Blountstown, Calhoun	78
Jennings, Hamilton	77
Jacksonville, St. Johns	76

Coronavirus: characteristics of 175,718 Florida resident cases

Data through Jul 2, 2020 verified as of Jul 3, 2020 at 09:25 AM

Data in this report are provisional and subject to change.

The table below includes the cities and counties of residence for cases in Florida residents based on the patient's ZIP Code.

Note that city is not always received as part of the initial notification and may be missing while the case is being investigated.

City and county	Cases
Sun City Center, Hillsborough	75
Missing, St. Johns	73
Missing, Desoto	71
Palmetto Bay, Dade	70
Santa Rosa Beach, Walton	70
Niceville, Okaloosa	70
Cocoa Beach, Brevard	70
Jensen Beach, Martin	70
Satellite Beach, Brevard	69
Alachua, Alachua	68
Sebastian, Indian River	67
Starke, Bradford	67
Summerfield, Marion	67
Holly Hill, Volusia	65
Missing, Brevard	63
Thonotosassa, Hillsborough	63
Crawfordville, Wakulla	60
Macclenny, Baker	58
Missing, Citrus	58
Crystal River, Citrus	58
Missing, Osceola	57
Clearwater Beach, Pinellas	56
Lake Placid, Highlands	56
Missing, Madison	55
Missing, Santa Rosa	54
Yulee, Nassau	52
Lynn Haven, Bay	52
Lake Park, Palm Beach	52
Newberry, Alachua	51
Edgewater, Volusia	50
Myakka City, Manatee	50
Chuluota, Seminole	49
Mary Esther, Okaloosa	49
Shalimar, Okaloosa	49
Carol City, Dade	48
Ave Maria, Collier	48
Lake Alfred, Polk	48
Pierson, Volusia	48
Monticello, Jefferson	47
Palm Beach, Palm Beach	47
Englewood, Charlotte	46
Zolfo Springs, Hardee	46
Key Largo, Monroe	46
West Melbourne, Brevard	45
Tavernier, Monroe	45
Spring Hill, Pasco	45
Marathon, Monroe	45
Minneola, Lake	42
Tequesta, Palm Beach	42
Williston, Levy	42
Old Town, Dixie	42
Missing, Marion	41
Havana, Gadsden	41
Gulfport, Pinellas	41
Callahan, Nassau	41
Belleview, Marion	41
Sorrento, Lake	41
Missing, Indian River	40
Indialantic, Brevard	40

Coronavirus: characteristics of 175,718 Florida resident cases

Data through Jul 2, 2020 verified as of Jul 3, 2020 at 09:25 AM

Data in this report are provisional and subject to change.

The table below includes the cities and counties of residence for cases in Florida residents based on the patient's ZIP Code.

Note that city is not always received as part of the initial notification and may be missing while the case is being investigated.

City and county	Cases
Geneva, Seminole	40
Gotha, Orange	40
De Leon Springs, Volusia	39
Missing, Seminole	39
Cape Canaveral, Brevard	39
Missing, Sarasota	39
Missing, Volusia	38
Marco Island, Collier	37
Trinity, Pasco	36
Homosassa, Citrus	36
Missing, St. Lucie	36
Missing, Manatee	35
Missing, Escambia	35
Lady Lake, Lake	34
Mascotte, Lake	34
Kenneth City, Pinellas	34
Eagle Lake, Polk	34
Fort Myers Beach, Lee	34
Polk City, Polk	34
Missing, Pinellas	33
Greenacres, Palm Beach	33
Dunnellon, Marion	32
Missing, Highlands	32
Nokomis, Sarasota	32
Interlachen, Putnam	31
Bronson, Levy	30
Mims, Brevard	30
Lake Butler, Union	30
Midway, Gadsden	29
Lakewood Ranch, Manatee	29
Rotunda West, Charlotte	29
Medley, Dade	29
Missing, Unknown	29
Missing, Monroe	28
Mayo, Lafayette	28
Chattahoochee, Gadsden	28
Flagler Beach, Flagler	28
Missing, Hernando	27
O Brien, Suwannee	27
Beverly Hills, Citrus	27
High Springs, Alachua	27
Bunnell, Flagler	26
Cross City, Dixie	26
Oxford, Sumter	26
Alva, Lee	26
Southwest Ranches, Broward	26
Lake Panasoffkee, Sumter	25
Hilliard, Nassau	25
East Palatka, Putnam	25
West Miami, Dade	25
Missing, Martin	25
Belle Isle, Orange	25
Missing, Lake	24
Molino, Escambia	24
El Portal, Dade	24
Lecanto, Citrus	24
Gretna, Gadsden	23
Zellwood, Orange	23
Umatilla, Lake	23

Coronavirus: characteristics of 175,718 Florida resident cases

Data through Jul 2, 2020 verified as of Jul 3, 2020 at 09:25 AM

Data in this report are provisional and subject to change.

The table below includes the cities and counties of residence for cases in Florida residents based on the patient's ZIP Code.

Note that city is not always received as part of the initial notification and may be missing while the case is being investigated.

City and county	Cases
South Daytona, Volusia	23
Miramar Beach, Walton	23
Indian Rocks Beach, Pinellas	23
Englewood, Sarasota	22
Fruitland Park, Lake	22
Freeport, Walton	22
Montverde, Lake	22
Bal Harbour, Dade	22
Oakland, Orange	22
South Pasadena, Pinellas	22
Florida Dept Of Corrections, Union	22
Seville, Volusia	21
Raiford, Union	21
Surfside, Dade	21
Melbourne Beach, Brevard	21
Cutler Bay, Dade	20
Wildwood, Sumter	20
Hernando, Citrus	20
Keystone Heights, Clay	20
Coconut Grove, Dade	20
Christmas, Orange	20
Biscayne Park, Dade	20
Fort White, Columbia	19
Viera, Brevard	19
Osprey, Sarasota	19
Felda, Hendry	18
Indian Harbour Beach, Brevard	18
Citrus Springs, Citrus	18
Missing, Jackson	18
Citra, Marion	18
Missing, Leon	18
Webster, Sumter	18
Bell, Gilchrist	18
Dunnellon, Citrus	17
Branford, Suwannee	17
Sanibel, Lee	17
Greenwood, Jackson	17
Jay, Santa Rosa	17
Hallandale Beach, Broward	17
Missing, Okaloosa	16
Atlantis, Palm Beach	16
Weeki Wachee, Hernando	16
Archer, Alachua	16
Dundee, Polk	16
Cottondale, Jackson	16
Juno Beach, Palm Beach	15
Mcalpin, Suwannee	15
Malabar, Brevard	15
Port Saint Joe, Gulf	15
Celebration, Osceola	15
Hialeah Gardens, Dade	15
Unknown, Orange	15
Poinciana, Polk	14
Missing, Walton	14
Baker, Okaloosa	14
Howey-In-The-Hills, Lake	14
North Bay Village, Dade	14
Greenville, Madison	14
Lawtey, Bradford	14

Coronavirus: characteristics of 175,718 Florida resident cases

Data through Jul 2, 2020 verified as of Jul 3, 2020 at 09:25 AM

Data in this report are provisional and subject to change.

The table below includes the cities and counties of residence for cases in Florida residents based on the patient's ZIP Code.

Note that city is not always received as part of the initial notification and may be missing while the case is being investigated.

City and county	Cases
Hypoluxo, Palm Beach	14
Temple Terrace, Hillsborough	14
Fern Park, Seminole	13
Center Hill, Sumter	13
Century, Escambia	13
Altha, Calhoun	13
Hawthorne, Alachua	13
Sanderson, Baker	13
Sunny Isles Beach, Dade	13
Melrose, Putnam	13
Missing, Flagler	13
Lee, Madison	13
Wewahitchka, Gulf	13
Canal Point, Palm Beach	13
Satsuma, Putnam	13
Miami Springs, Dade	13
Missing, Clay	13
Islamorada, Monroe	13
Ocklawaha, Marion	12
Vernon, Washington	12
Lake Hamilton, Polk	12
Lauderdale By The Sea, Broward	12
Babson Park, Polk	12
Grand Island, Lake	12
Missing, Okeechobee	12
Bokeelia, Lee	11
Hastings, St. Johns	11
San Antonio, Pasco	11
Big Pine Key, Monroe	11
Belleair Beach, Pinellas	11
Madeira Beach, Pinellas	11
Malone, Jackson	11
Pomona Park, Putnam	11
Carrollwood, Hillsborough	11
Morrison, Levy	11
Youngstown, Bay	11
Kendall, Dade	11
Grand Ridge, Jackson	11
Osteen, Volusia	10
Alafaya, Orange	10
Ochopee, Collier	10
Glen Saint Mary, Baker	10
The Villages, Lake	10
Missing, Nassau	10
Southport, Bay	9
Yalaha, Lake	9
Haverhill, Palm Beach	9
Missing, Gilchrist	9
Missing, Holmes	9
Bradenton Beach, Manatee	9
Crystal Beach, Pinellas	9
Bryceville, Nassau	9
West Park, Broward	9
Grant-Valkaria, Brevard	9
Princeton, Dade	9
Sweetwater, Dade	9
Elkton, St. Johns	9
Lake Helen, Volusia	9
Reddick, Marion	9

Coronavirus: characteristics of 175,718 Florida resident cases

Data through Jul 2, 2020 verified as of Jul 3, 2020 at 09:25 AM

Data in this report are provisional and subject to change.

The table below includes the cities and counties of residence for cases in Florida residents based on the patient's ZIP Code.

Note that city is not always received as part of the initial notification and may be missing while the case is being investigated.

City and county	Cases
Waverly, Polk	9
Coleman, Sumter	9
Greensboro, Gadsden	9
San Mateo, Putnam	8
Okahumpka, Lake	8
Patrick Air Force Base, Brevard	8
Eglin Air Force Base, Okaloosa	8
Weirsdale, Marion	8
Silver Springs, Marion	8
Missing, Bay	8
Missing, Gadsden	8
Odessa, Pasco	8
Ona, Hardee	7
Waldo, Alachua	7
Fort Denaud, Hendry	7
Hollister, Putnam	7
Missing, Levy	7
Micanopy, Alachua	7
Placida, Charlotte	7
Nocatee, Desoto	7
Holmes Beach, Manatee	7
Belleair, Pinellas	7
Callaway, Bay	7
Bay Harbor Islands, Dade	7
Missing, Washington	7
Hosford, Liberty	7
Venus, Highlands	7
Sumterville, Sumter	7
Missing, Suwannee	7
Naranja, Dade	7
Lake Suzy, Desoto	7
Oak Hill, Volusia	7
Lady Lake, Sumter	7
Miami Shores, Dade	7
Edgewood, Orange	7
Bellview, Escambia	7
Singer Island, Palm Beach	7
Reunion, Osceola	7
Fruit Cove, St. Johns	7
White Springs, Hamilton	7
Barefoot Bay, Brevard	7
Lighthouse Point, Broward	7
Alford, Jackson	7
Graceville, Jackson	7
Golden Beach, Dade	6
Anthony, Marion	6
Missing, Jefferson	6
Missing, Charlotte	6
Matlacha, Lee	6
Altoona, Lake	6
Wellborn, Suwannee	6
Floral City, Citrus	6
Mcdavid, Escambia	6
Missing, Sumter	5
Valparaiso, Okaloosa	5
Goulds, Dade	5
Astor, Lake	5
Baldwin, Duval	5
Summerland Key, Monroe	5

Coronavirus: characteristics of 175,718 Florida resident cases

Data through Jul 2, 2020 verified as of Jul 3, 2020 at 09:25 AM

Data in this report are provisional and subject to change.

The table below includes the cities and counties of residence for cases in Florida residents based on the patient's ZIP Code.

Note that city is not always received as part of the initial notification and may be missing while the case is being investigated.

City and county	Cases
Santa Fe, Alachua	5
Sun City, Hillsborough	5
Village Of Palmetto Bay, Dade	5
Heathrow, Seminole	5
Laurel Hill, Okaloosa	5
Fountain, Bay	5
Florahome, Putnam	5
Pinetta, Madison	5
Sebastian, Brevard	5
Carrabelle, Franklin	5
North Redington Beach, Pinellas	5
Siesta Key, Sarasota	4
Sopchoppy, Wakulla	4
Tierra Verde, Pinellas	4
Ponce Inlet, Volusia	4
Astatula, Lake	4
Saint Pete Beach, Pinellas	4
Eastpoint, Franklin	4
Kathleen, Polk	4
Homeland, Polk	4
Labelle, Glades	4
Long Boat Key, Manatee	4
Steinhatchee, Taylor	4
Missing, Bradford	4
Ocean Ridge, Palm Beach	4
Missing, Alachua	4
Tioga, Alachua	4
Paisley, Lake	4
Terra Ceia, Manatee	4
Holt, Okaloosa	4
Missing, Lafayette	4
Saint James City, Lee	4
Bayonet Point, Pasco	4
Dania Beach, Broward	4
Poinciana, Osceola	4
Kindred, Osceola	3
Missing, Dixie	3
Missing, Calhoun	3
Walnut Hill, Escambia	3
Westville, Holmes	3
Treasure Island, Pinellas	3
Longboat Key, Manatee	3
Balm, Hillsborough	3
Bascom, Jackson	3
Buena Ventura Lakes, Osceola	3
Perdido Key, Escambia	3
Wahneta, Polk	3
Northdale, Hillsborough	3
Mangonia Park, Palm Beach	3
Lorida, Highlands	3
Hampton, Bradford	3
Bonifay, Washington	3
Cloud Lake, Palm Beach	3
Missing, Baker	3
Missing, Liberty	3
Palmdale, Glades	3
Missing, Taylor	3
Lutz, Pasco	3
Azalea Park, Orange	3

Coronavirus: characteristics of 175,718 Florida resident cases

Data through Jul 2, 2020 verified as of Jul 3, 2020 at 09:25 AM

Data in this report are provisional and subject to change.

The table below includes the cities and counties of residence for cases in Florida residents based on the patient's ZIP Code.

Note that city is not always received as part of the initial notification and may be missing while the case is being investigated.

City and county	Cases
Tice, Lee	3
Tyndall Air Force Base, Bay	3
Ponce De Leon, Walton	3
Brooker, Bradford	3
Candler, Marion	3
Kissimmee, Orange	3
Mango, Hillsborough	3
Missing, Glades	3
Mayport, Duval	3
Inlet Beach, Walton	3
Intercession City, Osceola	3
Belleair Bluffs, Pinellas	3
Captiva, Lee	2
Clarksville, Calhoun	2
Hawthorne, Putnam	2
Lockhart, Orange	2
University Park, Manatee	2
La Crosse, Alachua	2
Graceville, Holmes	2
Fort McCoy, Marion	2
Fisher Island, Dade	2
Boca Grande, Lee	2
North Venice, Sarasota	2
Pembroke Park, Broward	2
Pine Hills, Orange	2
Sydney, Hillsborough	2
Bay Pines, Pinellas	2
Cudjoe Key, Monroe	2
Cutler Ridge, Dade	2
Lamont, Jefferson	2
Lealman, Pinellas	2
Missing, Hamilton	2
Missing, Wakulla	2
Pensacola Beach, Santa Rosa	2
Palma Sola, Manatee	2
Davenport, Osceola	2
Forest City, Orange	2
Plymouth, Orange	2
Winter Park, Seminole	2
Yankeetown, Levy	2
Miami, Martin	2
Perrine, Dade	2
Goodland, Collier	2
Harmony, Osceola	2
At Large, Broward	2
Durant, Hillsborough	2
Port Saint John, Brevard	2
Saint Leo, Pasco	2
Campbellton, Jackson	2
Braden River, Manatee	2
Fpo, Duval	2
City Of Sunrise, Broward	2
Eaton Park, Polk	2
Gulf Stream, Palm Beach	2
Highland City, Polk	2
Miromar Lakes, Lee	2
Missing, Putnam	2
Mount Plymouth, Lake	2
Tallevast, Manatee	2

Coronavirus: characteristics of 175,718 Florida resident cases

Data through Jul 2, 2020 verified as of Jul 3, 2020 at 09:25 AM

Data in this report are provisional and subject to change.

The table below includes the cities and counties of residence for cases in Florida residents based on the patient's ZIP Code.

Note that city is not always received as part of the initial notification and may be missing while the case is being investigated.

City and county	Cases
Saint Marks, Wakulla	2
San Carlos Park, Lee	2
Rubonia, Manatee	2
Lehigh, Lee	2
Longboat Key, Sarasota	2
Aloma, Orange	2
Branford, Lafayette	2
Destin, Walton	2
Gulf Breeze, Escambia	2
Hernando Beach, Hernando	2
Hiwassee, Orange	2
Centerville, Leon	2
Missing, Gulf	2
Wabasso, Indian River	2
Sugarloaf, Monroe	2
Unknown, Seminole	1
Westville, Walton	1
Ybor City, Hillsborough	1
Saint Johns, Duval	1
Pensacola Beach, Escambia	1
Pine Castle, Orange	1
Alpharetta, Broward	1
Eloise, Polk	1
Enterprise, Volusia	1
Ft Pierce, St. Lucie	1
Homeless, Hillsborough	1
Hutchinson Island, St. Lucie	1
Lacoochee, Pasco	1
Lamont, Taylor	1
Key Colony Beach, Monroe	1
Indian Lake Estates, Polk	1
Earleton, Alachua	1
Eatonville, Orange	1
Clewiston, Palm Beach	1
Cape Haze, Charlotte	1
Alva, Escambia	1
Bayou George, Bay	1
Hudson, Pinellas	1
Jasper, Alachua	1
Rivera Beach, Palm Beach	1
Perth Amboy, Hillsborough	1
Uknown, Unknown	1
University Of Tampa, Hillsborough	1
Steinhatchee, Dixie	1
Stock Island, Monroe	1
Sharpes, Brevard	1
Sorrento, Orange	1
New Smyrna, Volusia	1
Hillsboro Beach, Broward	1
Holder, Citrus	1
Indian River Shores, Indian River	1
Indian Rock Beach, Pinellas	1
Kenansville, Osceola	1
Elfers, Pasco	1
Everglades National Park, Dade	1
Fanning Springs, Gilchrist	1
Fernandina, Nassau	1
Georgetown, Putnam	1
Cedar Key, Levy	1

Coronavirus: characteristics of 175,718 Florida resident cases

Data through Jul 2, 2020 verified as of Jul 3, 2020 at 09:25 AM

Data in this report are provisional and subject to change.

The table below includes the cities and counties of residence for cases in Florida residents based on the patient's ZIP Code.

Note that city is not always received as part of the initial notification and may be missing while the case is being investigated.

City and county	Cases
Dowling Park, Suwannee	1
Cypress Gardens, Polk	1
Pooler, Broward	1
Okeechobee, Martin	1
Oneco, Manatee	1
Salem, Taylor	1
Samoset, Manatee	1
Westchase, Hillsborough	1
South Palm Beach, Palm Beach	1
Twentynine Palms, Broward	1
Union Park, Orange	1
Virginia Gardens, Dade	1
Wakulla Springs, Wakulla	1
San Pao, Pinellas	1
Sand Lake, Orange	1
West Delray Beach, Palm Beach	1
Unknown Out Of Area, Palm Beach	1
West Palm Beach, Unknown	1
Celebration, Orange	1
Altamonte Springs, Orange	1
Apo, Collier	1
Franklin, Orange	1
Jena, Taylor	1
Lake Butler, Bradford	1
Point Washington, Walton	1
Pasadena, Pinellas	1
Pensacola Naval Hospital, Escambia	1
Mount Dora, Orange	1
New Church, Palm Beach	1
Litchfield Park, Unknown	1
Wimauma, Manatee	1
Saint Petersburg, Dade	1
Smiawic, Dade	1
Scottsmoor, Brevard	1
Gastonia, Polk	1
Green Acres, Palm Beach	1
Loughman, Polk	1
Lake Harbor, Palm Beach	1
Lake City, Suwannee	1
Champions Gate, Polk	1
Chokoloskee, Collier	1
Florida State University, Leon	1
Alturas, Polk	1
Paxton, Walton	1
Penney Farms, Clay	1
Long Key, Monroe	1
Greenacres, Unknown	1
Duette, Manatee	1
Everglades City, Collier	1
Fwb, Walton	1
Gibsonia, Polk	1
Bayshore Gardens, Manatee	1
Bonita Springs, Collier	1
Anna Maria, Manatee	1
Apopka, Unknown	1
Bonita Springs, Manatee	1
Town N Country, Hillsborough	1
Winterpark, Unknown	1
Redington Beach, Pinellas	1

Coronavirus: characteristics of 175,718 Florida resident cases

Data through Jul 2, 2020 verified as of Jul 3, 2020 at 09:25 AM

Data in this report are provisional and subject to change.

The table below includes the cities and counties of residence for cases in Florida residents based on the patient's ZIP Code.

Note that city is not always received as part of the initial notification and may be missing while the case is being investigated.

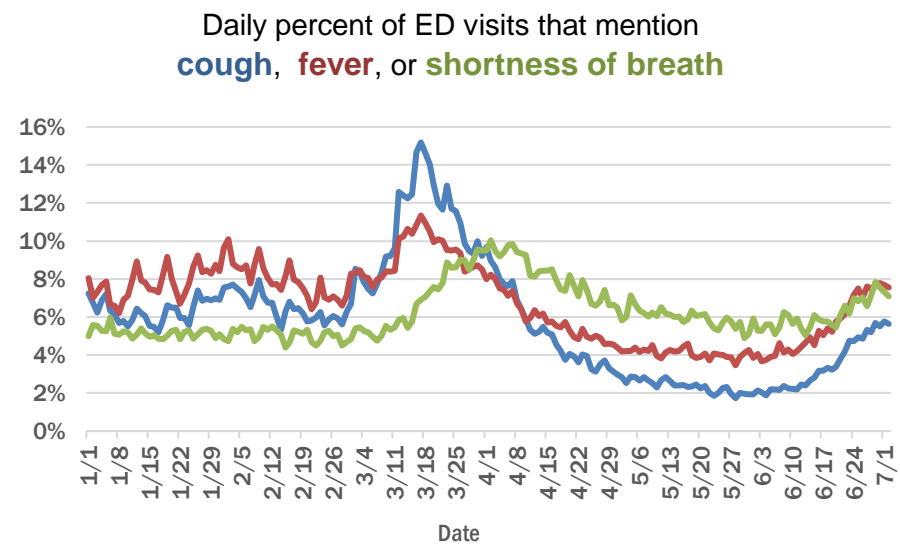
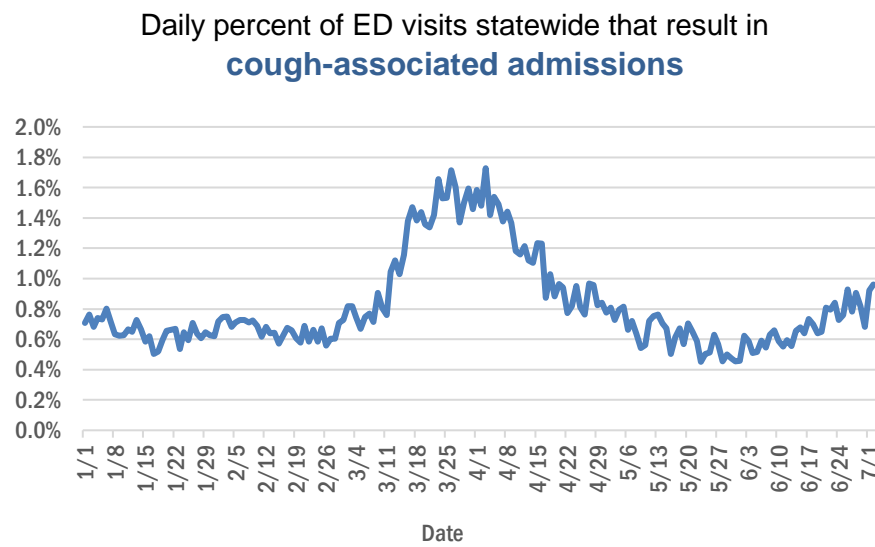
City and county	Cases
Ocala, Unknown	1
Palm Shores, Brevard	1
Parker, Bay	1
Okeechobee, St. Lucie	1
Oklawaha, Marion	1
Missing, Union	1
Sewalls Point, Martin	1
South Daytona Beach, Volusia	1
Switzerland, St. Johns	1
Tampa Palms, Hillsborough	1
Tewksbury, Orange	1
Tampa, Pinellas	1
Tangerine, Orange	1
Unknown, Columbia	1
Unknown, Palm Beach	1
Welaka, Putnam	1
Buckingham, Lee	1
Bay Lake, Orange	1
Aollywoss, Dade	1
Apalachicola, Franklin	1
Arndale, Hillsborough	1
Caryville, Washington	1
Bradley, Polk	1
Estero, Collier	1
Clermont, Orange	1
Clermont, Polk	1
Fl, Dade	1
Fellsmeele, Brevard	1
Inlet Beach, Bay	1
Jacksonville, Unknown	1
Milton, Escambia	1
Manalapan, Palm Beach	1
Unknown, Broward	1
Valkaria, Brevard	1
Venice, Hillsborough	1
Tallahassee, Unknown	1
The Villages, Marion	1
Seven Springs, Pasco	1
Quail Heights, Dade	1
Ridge Manor, Pasco	1
River Ranch, Polk	1
West Bradenton, Manatee	1
West Villages, Sarasota	1
Loxahatchee Groves, Palm Beach	1
Miami, Unknown	1
Lake Como, Putnam	1
Lake Monroe, Seminole	1
Laud-By-The-Sea, Broward	1
Palm Beach Shores, Palm Beach	1
Port Everglades, Broward	1
Indian Shores, Pinellas	1
Jupiter, Duval	1
Kinard, Calhoun	1
Total	175,718

Coronavirus: additional surveillance information

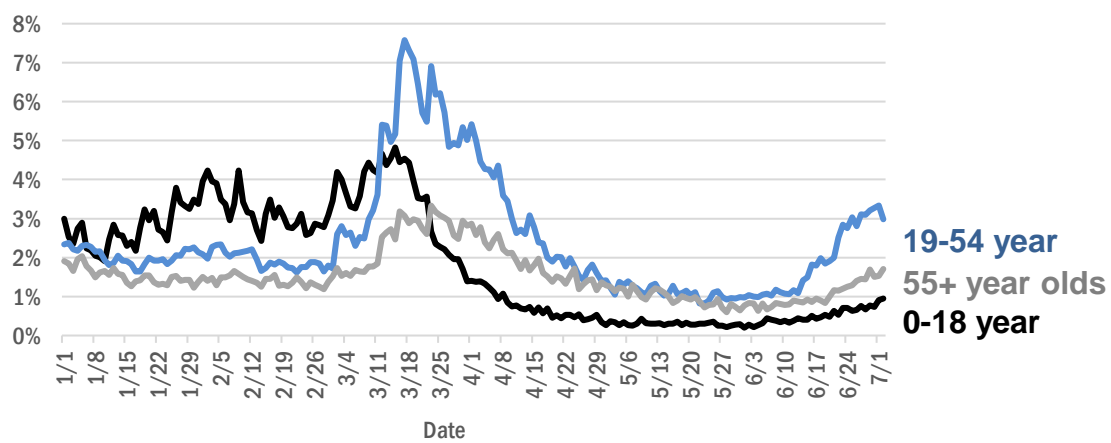
Data through Jul 2, 2020 verified as of Jul 3, 2020 at 09:25 AM

Data in this report are provisional and subject to change.

Statewide emergency department (ED) chief complaint and admission data



Daily percent of ED visits statewide that mention cough by age group



The Electronic Surveillance System for the Early Notification of Community-Based Epidemics (ESSENCE-FL) includes chief complaint data from 211 of 212 Florida EDs. Data are transmitted electronically to ESSENCE-FL daily or hourly.

Coronavirus: All persons with tests reported

Data through Jul 2, 2020 verified as of Jul 3, 2020 at 09:25 AM

Data in this report are provisional and subject to change.

The table below includes persons with laboratory results that the Department of Health has received electronically or by mail/fax for Florida residents and non-Florida residents.

County	Awaiting testing	Inconclusive	Negative	Positive	Percent positive	Total tested
Dade	167	385	294,632	42,311	13%	337,328
Broward	41	92	191,711	18,229	9%	210,032
Palm Beach	170	243	136,042	15,324	10%	151,609
Hillsborough	110	90	121,971	13,044	10%	135,105
Orange	104	163	131,903	12,078	8%	144,144
Duval	54	139	104,391	7,961	7%	112,491
Pinellas	50	35	92,015	7,697	8%	99,747
Lee	10	18	53,449	6,668	11%	60,135
Collier	108	18	31,062	4,701	13%	35,781
Polk	19	27	45,291	4,660	9%	49,978
Manatee	1	19	39,176	3,261	8%	42,456
Seminole	20	29	36,243	2,987	8%	39,259
Osceola	58	48	25,656	2,526	9%	28,230
Volusia	7	29	39,958	2,496	6%	42,483
Pasco	36	13	35,238	2,443	6%	37,694
Escambia	2	13	33,137	2,397	7%	35,547
Brevard	2	5	47,658	2,366	5%	50,029
Martin	38	22	15,183	2,208	13%	17,413
St. Lucie	89	11	21,741	1,983	8%	23,735
Sarasota	5	5	36,277	1,814	5%	38,096
Lake	36	19	34,266	1,603	4%	35,888
Leon	10	60	29,628	1,466	5%	31,154
Alachua		12	42,414	1,423	3%	43,849
St. Johns	34	24	20,945	1,188	5%	22,157
Hendry		2	4,373	1,021	19%	5,396
Clay	1	12	17,232	871	5%	18,115
Charlotte	6	4	12,091	860	7%	12,955
Indian River	26	2	14,309	820	5%	15,131
Okaloosa	2	15	13,834	820	6%	14,669
Marion	395	5	24,145	817	3%	24,967
Santa Rosa	1	4	12,894	743	5%	13,641
Desoto	13	5	4,252	676	14%	4,933
Bay	2	11	7,930	625	7%	8,566
Suwannee		3	3,883	581	13%	4,467
Hardee		3	2,249	496	18%	2,748
Putnam	2	1	6,590	489	7%	7,080
Hernando		1	10,385	472	4%	10,858
Gadsden	1	10	5,666	428	7%	6,104
Okeechobee			3,453	402	10%	3,855
Sumter	23	7	7,672	401	5%	8,080
Jackson	1	10	5,061	394	7%	5,465
Highlands	6	15	9,260	390	4%	9,665
Hamilton	1	2	2,540	380	13%	2,922
Citrus	2	4	10,151	364	3%	10,519
Flagler	2	5	8,365	359	4%	8,729
Columbia	3	5	5,924	331	5%	6,260
Monroe	41		5,868	322	5%	6,190
Walton		4	3,535	295	8%	3,834

Coronavirus: All persons with tests reported

Data through Jul 2, 2020 verified as of Jul 3, 2020 at 09:25 AM

Data in this report are provisional and subject to change.

The table below includes persons with laboratory results that the Department of Health has received electronically or by mail/fax for Florida residents and non-Florida residents.

County	Awaiting testing	Inconclusive	Negative	Positive	Percent positive	Total tested
Nassau	8	5	7,461	253	3%	7,719
Liberty		2	2,129	238	10%	2,369
Madison	1	5	1,891	220	10%	2,116
Holmes		4	2,394	196	8%	2,594
Levy		2	3,191	192	6%	3,385
Unknown		13	2,300	187	7%	2,500
Glades			498	172	26%	670
Washington	3	1	1,774	118	6%	1,893
Gilchrist	1	3	2,283	109	5%	2,395
Calhoun		2	850	97	10%	949
Bradford	1	2	2,619	92	3%	2,713
Taylor	1	2	1,371	91	6%	1,464
Baker			1,844	84	4%	1,928
Union	1		2,309	74	3%	2,383
Dixie			1,362	72	5%	1,434
Wakulla	1	4	2,265	72	3%	2,341
Jefferson		1	1,242	57	4%	1,300
Gulf	1		1,604	34	2%	1,638
Lafayette		1	532	34	6%	567
Franklin			1,198	11	1%	1,209
Total	1,717	1,696	1,902,766	178,594	9%	2,083,056

Coronavirus: testing by laboratory

Data through Jul 2, 2020 verified as of Jul 3, 2020 at 09:25 AM

Data in this report are provisional and subject to change.

The numbers in the table below represent the number for whom test results were received by the Department of Health. A person can be tested by more than one laboratory and can have both positive and negative results. **Therefore, the sum of the numbers in each column will be larger than the total number of people tested.**

Reporting lab	Inconclusive	Negative	Positive	Percent positive	Total
QUEST DIAGNOSTICS - TAMPA	867	387,758	40,577	9%	429,202
LABORATORY CORPORATION OF AMERICA	278	279,812	29,906	10%	309,996
BIO REFERENCE LABORATORIES, INC	745	251,173	30,794	11%	282,712
GENETWORX	654	173,758	7,891	4%	182,303
NORTHWEST LABORATORY	45	94,683	1,432	1%	96,160
ADVENT HEALTH LAB	87	82,373	7,514	8%	89,974
REALTOX LABS LLC	503	71,309	3,323	4%	75,135
MAYO CLINIC LABORATORIES	59	38,284	2,363	6%	40,706
QUEST DIAGNOSTICS NICHOLS INSTITUTE, INC.	83	32,159	2,714	8%	34,956
BIOCOLLECTIONS WORLDWIDE, INC	38	30,345	3,940	11%	34,323
BAYCARE LABORATORIES LLC	74	31,499	2,108	6%	33,681
MEDICAL DIAGNOSTIC LABORATORIES	197	29,163	2,931	9%	32,291
SACRED HEART HOSPITAL LABORATORY	2	28,998	1,847	6%	30,847
UF PATHLABS	33	28,422	574	2%	29,029
TAMPA GENERAL HOSPITAL	4	27,347	1,659	6%	29,010
ORLANDO REG MED CENTER CLINICAL LAB	110	25,704	1,435	5%	27,249
MEMORIAL REGIONAL HOSPITAL SOUTH	14	24,249	2,883	11%	27,146
TESTING MATTERS INC		23,823	2,790	10%	26,613
DIATHERIX LABORATORIES		22,550	1,914	8%	24,464
JACKSON MEMORIAL HOSPITAL CLINICAL LAB	67	20,118	3,235	14%	23,420
BPHL-JACKSONVILLE	7	20,134	3,087	13%	23,228
ARUP LABORATORIES		20,884	900	4%	21,784
VIRACOR-EUROFINS LABORATORIES		14,876	4,187	22%	19,063
BPHL-MIAMI	161	15,828	2,833	15%	18,822
BPHL-TAMPA (SPECTRUM BLVD)	43	14,996	1,926	11%	16,965
SHANDS AT THE UNIVERSITY OF FLORIDA	3	14,245	372	3%	14,620
ST JOSEPHS HOSPITAL SOUTH LABORATORY	27	9,957	1,681	14%	11,665
LAKELAND REGIONAL MEDICAL CENTER	19	10,546	813	7%	11,378
CAPE CORAL HOSPITAL CLINICAL LABORATORY		9,534	1,337	12%	10,871
AIT LABORATORIES		9,761	821	8%	10,582
ST VINCENT'S MEDICAL CENTER - RIVERSIDE	1	9,504	508	5%	10,013
BROWARD GENERAL MEDICAL CENTER-CLINICAL LAB	2	8,858	605	6%	9,465
ARNOLD PALMER MEDICAL CENTER CLINICAL LAB	104	8,058	1,214	13%	9,376
BAPTIST HOSPITAL OF MIAMI CLINICAL LABORATORY	4	8,093	1,089	12%	9,186
WALGREENS	3	8,101	991	11%	9,095
STATLAB_MOBILE		8,074	543	6%	8,617
SHANDS JACKSONVILLE MEDICAL CENTER INC	23	7,774	299	4%	8,096
CLEVELAND CLINIC HOSPITAL LAB	3	7,593	440	5%	8,036
MEMORIAL HOSPITAL- MIRAMAR	6	6,646	1,230	16%	7,882
FLORIDA HOSPITAL - TAMPA	5	7,411	355	5%	7,771
LABCORP BURLINGTON (ELR)	2	7,420	276	4%	7,698
NAPLES COMMUNITY HOSPITAL	9	7,075	601	8%	7,685
BAPTIST MEDICAL CENTER JACKSONVILLE	1	7,181	311	4%	7,493
ADVENTHEALTH DAYTONA BEACH	3	7,063	280	4%	7,346
DELRAY MEDICAL CENTER	2	6,027	1,268	17%	7,297
REAL DIAGNOSTICS	77	6,449	465	7%	6,991
ST JOSEPHS HOSPITAL LABORATORY	6	5,976	484	7%	6,466

Coronavirus: testing by laboratory

Data through Jul 2, 2020 verified as of Jul 3, 2020 at 09:25 AM

Data in this report are provisional and subject to change.

The numbers in the table below represent the number for whom test results were received by the Department of Health. A person can be tested by more than one laboratory and can have both positive and negative results. **Therefore, the sum of the numbers in each column will be larger than the total number of people tested.**

Reporting lab	Inconclusive	Negative	Positive	Percent positive	Total
INTEGRATED REGIONAL LABORATORIES LLP		5,660	552	9%	6,212
FLORIDA HOSPITAL WESLEY CHAPEL	10	5,436	616	10%	6,062
MOUNT SINAI MEDICAL CENTER	2	5,545	378	6%	5,925
JFK MEDICAL CENTER LAB	1	4,907	897	15%	5,805
SARASOTA MEMORIAL HOSPITAL MAIN LAB	12	5,356	338	6%	5,706
MORTON PLANT HOSPITAL-ADLER INSTITUTE	5	5,245	282	5%	5,532
PALMETTO GENERAL HOSPITAL LAB	2	4,626	841	15%	5,469
SOUTH MIAMI HOSPITAL LAB	8	4,752	591	11%	5,351
MEMORIAL REGIONAL HOSPITAL CLINICAL LABORATORY	4	4,984	306	6%	5,294
TALLAHASSEE MEMORIAL HOSPITAL	1	4,726	187	4%	4,914
BAPTIST HOSPITAL OF MIAMI MOLECULAR DIAGNOSTICS	35	4,285	537	11%	4,857
SAINT MARY'S MEDICAL CENTER	2	4,291	462	10%	4,755
INDIAN RIVER MEDICAL CENTER LAB		4,425	140	3%	4,565
LARKIN COMMUNITY HOSPITAL	10	3,819	665	15%	4,494
WELLINGTON REGIONAL MED CTR LAB	2	3,976	470	11%	4,448
NORTH FLORIDA REGIONAL MEDICAL CENTER		4,184	195	4%	4,379
CORAL SPRINGS MED CTR		3,861	467	11%	4,328
FLORIDA HOSPITAL WATERMAN LABORATORY	8	4,155	157	4%	4,320
MEDICAL CENTER OF TRINITY CLINICAL LABORATORY		3,289	823	20%	4,112
OVIEDO MEDICAL CENTER		3,034	919	23%	3,953
WEST KENDALL BAPTIST HOSPITAL LABORATORY	2	3,282	551	14%	3,835
MEMORIAL HOSPITAL WEST LABORATORY SERVICES	6	3,371	423	11%	3,800
LEE HEALTH COCONUT POINT CLINICAL LAB		2,989	809	21%	3,798
ECCO LAB GROUP CO	92	2,932	643	18%	3,667
HOMESTEAD HOSPITAL CLINICAL LABORATORY		3,113	544	15%	3,657
NICKLAUS CHILDREN'S HOSPITAL	4	3,371	237	7%	3,612
BRANDON REGIONAL HOSPITAL		3,173	438	12%	3,611
ST ANTHONY'S HOSPITAL LAB	8	3,187	317	9%	3,512
AEGIS SCIENCES CORPORATION	18	3,393	82	2%	3,493
JUPITER MEDICAL CENTER LAB	7	3,030	394	11%	3,431
NEW YORK STATE ELR - SUNRISE MEDICAL LABORATORIES		3,288	77	2%	3,365
ST VINCENTS CLAY COUNTY		2,868	263	8%	3,131
QUEST DIAGNOSTICS NICHOLS INSTITUTE - SJC (ELR)	4	2,729	308	10%	3,041
MEMORIAL HOSPITAL JACKSONVILLE	7	2,617	367	12%	2,991
LARGO MEDICAL CENTER		2,421	424	15%	2,845
ELABNETWORK		2,457	303	11%	2,760
WINTER HAVEN HOSPITAL CLINICAL LABORATORY	1	2,494	260	9%	2,755
MEASE COUNTRYSIDE LAB		2,539	138	5%	2,677
LAWNWOOD REGIONAL MEDICAL CENTER		2,389	278	10%	2,667
MOFFITT CANCER CENTER	5	2,633	17	1%	2,655
ORANGE PARK MEDICAL CENTER	4	2,218	413	16%	2,635
ST LUCIE MEDICAL CENTER		2,241	358	14%	2,599
BAPTIST MEDICAL CENTER SOUTH		2,470	124	5%	2,594
MARTIN HOSPITAL SOUTH LAB		2,503	90	3%	2,593

Coronavirus: testing by laboratory

Data through Jul 2, 2020 verified as of Jul 3, 2020 at 09:25 AM

Data in this report are provisional and subject to change.

The numbers in the table below represent the number for whom test results were received by the Department of Health. A person can be tested by more than one laboratory and can have both positive and negative results. **Therefore, the sum of the numbers in each column will be larger than the total number of people tested.**

Reporting lab	Inconclusive	Negative	Positive	Percent positive	Total
GOOD SAMARITAN MEDICAL CENTER LAB	1	2,266	294	11%	2,561
MANATEE MEMORIAL HOSPITAL		2,360	186	7%	2,546
FLORIDA HOSPITAL HEARTLAND MED CTR CLINICAL LAB	1	2,355	101	4%	2,457
CLEVELAND CLINIC MARTIN SOUTH HOSPITAL		2,288	148	6%	2,436
GULF COAST MEDICAL CENTER MICROLAB		1,936	461	19%	2,397
NCH NORTH NAPLES HOSPITAL LAB		2,090	227	10%	2,317
WESTSIDE REGIONAL MED CTR	1	2,017	250	11%	2,268
HALIFAX MEDICAL CENTER LAB	3	2,040	224	10%	2,267
Lee Memorial Hospital		1,940	303	14%	2,243
OSCEOLA REGIONAL MEDICAL CENTER	1	2,127	112	5%	2,240
POINCIANA MEDICAL CENTER		1,602	616	28%	2,218
AVENTURA HOSPITAL LAB		1,724	461	21%	2,185
WEST BOCA MEDICAL CENTER LAB		2,028	147	7%	2,175
BROWARD HEALTH NORTH CLINICAL LABORATORY		1,975	192	9%	2,167
PALM BEACH GARDENS MEDICAL CTR LAB		1,983	147	7%	2,130
MARTIN MEMORIAL HEALTH SYSTEM LABORATORY		1,937	162	8%	2,099
HEALTH PARK MEDICAL CENTER CLINICAL LAB		1,748	345	16%	2,093
CORAL GABLES HOSPITAL CLINICAL LABORATORY		1,755	337	16%	2,092
DOCTORS HOSPITAL	2	1,806	275	13%	2,083
NORTH SHORE MEDICAL CENTER		1,637	401	20%	2,038
BAPTIST HOSPITAL LABORATORY	4	1,835	196	10%	2,035
MERCY HOSPITAL A CAMPUS OF PLANTATION GEN HOSP LAB		1,699	259	13%	1,958
FLORIDA HOSPITAL ZEPHYRHILLS		1,890	59	3%	1,949
BIO COLLECTIONS INC	2	1,632	276	14%	1,910
NORTHWEST MEDICAL CENTER		1,630	276	14%	1,906
PALMS WEST HOSPITAL LAB		1,571	322	17%	1,893
BETHESDA HOSPITAL EAST		1,720	155	8%	1,875
NEMOURS CHILDRENS HOSPITAL		1,803	31	2%	1,834
QUEST DIAGNOSTICS NICHOLS	8	1,540	283	15%	1,831
FLORIDA HOSPITAL FLAGLER	2	1,737	75	4%	1,814
LAKWOOD RANCH MEDICAL CENTER		1,649	160	9%	1,809
CARDIOTROPIC LABS		1,443	303	17%	1,746
OAK HILL HOSPITAL		1,644	56	3%	1,700
FLORIDA MEDICAL CENTER - A CAMPUS OF NORTH SHORE	2	1,488	190	11%	1,680
ST JOSEPHS NORTH HOSPITAL LAB		1,511	136	8%	1,647
Capital Regional Medical Ctr		1,345	232	15%	1,577
FLORIDA HOSPITAL DELAND		1,371	197	13%	1,568
IMPERIAL POINT MEDICAL CENTER		1,461	95	6%	1,556
WEST MARION COMMUNITY HOSPITAL LAB		1,343	209	13%	1,552
OPTEO LABORATORY		1,500	24	2%	1,524
BLAKE MEDICAL CENTER		1,333	179	12%	1,512
MORTON PLANT-MEASE		1,440	65	4%	1,505
WESTCHESTER HOSPITAL	10	1,289	199	13%	1,498
FLORIDA HOSPITAL OF CARROLLWOOD		1,345	113	8%	1,458
DR. P. PHILLIPS HOSPITAL		1,441	8	1%	1,449

Coronavirus: testing by laboratory

Data through Jul 2, 2020 verified as of Jul 3, 2020 at 09:25 AM

Data in this report are provisional and subject to change.

The numbers in the table below represent the number for whom test results were received by the Department of Health. A person can be tested by more than one laboratory and can have both positive and negative results. **Therefore, the sum of the numbers in each column will be larger than the total number of people tested.**

Reporting lab	Inconclusive	Negative	Positive	Percent positive	Total
NORTHSIDE HOSPITAL AND HEART INSTITUTE		1,219	211	15%	1,430
OCALA REGIONAL MEDICAL CENTER		1,354	62	4%	1,416
REGIONAL MEDICAL CENTER BAYONET POINT	1	1,348	66	5%	1,415
WEST FLORIDA HOSPITAL LAB		1,253	125	9%	1,378
LAKE CITY MEDICAL CENTER		1,085	285	21%	1,370
BAPTIST MEDICAL CENTER - BEACHES		1,322	37	3%	1,359
SOUTH LAKE HOSPITAL CLINICAL LAB		1,326	14	1%	1,340
LEESBURG REGIONAL MEDICAL CENTER		1,178	96	8%	1,274
MEMORIAL HOSPITAL PEMBROKE	2	1,127	143	11%	1,272
PLANTATION GENERAL HOSPITAL		1,063	198	16%	1,261
ST PETERSBURG GENERAL HOSPITAL		967	291	23%	1,258
HIALEAH HOSPITAL	3	910	310	25%	1,223
SOUTH FLORIDA BAPTIST HOSPITAL MICRO		1,087	117	10%	1,204
CLINICORE LABS		1,112	88	7%	1,200
HIGHLANDS REGIONAL MEDICAL CENTER		968	204	17%	1,172
FLORIDA HOSPITAL NORTH PINELLAS	5	1,115	51	4%	1,171
ST VINCENT'S MEDICAL CENTER - SOUTHSIDE		1,149	20	2%	1,169
BAPTIST MEDICAL CENTER - NASSAU		1,135	23	2%	1,158
GULF COAST MEDICAL CENTER LAB		1,064	91	8%	1,155
QUEST DIAGNOSTICS	2	958	190	17%	1,150
UNIVERSITY OF MIAMI HOSPITAL	5	765	371	33%	1,141
PHYSICIANS REGIONAL MEDICAL CENTER - PINE RIDGE RD		941	176	16%	1,117
VISTA CLINICAL		737	375	34%	1,112
CENTRAL FLORIDA REGIONAL HOSPITAL		1,019	86	8%	1,105
WEST PALM HOSPITAL LAB		968	117	11%	1,085
CITRUS MEMORIAL HOSPITAL LABORATORY		1,051	19	2%	1,070
BAYFRONT MEDICAL CENTER		813	226	22%	1,039
SOUTH SEMINOLE HOSPITAL LABORATORY		1,003	16	2%	1,019
MILLENNIUM PHYSICIAN GROUP		821	171	17%	992
LMHS		901	75	8%	976
DOCTORS HOSPITAL OF SARASOTA CLINICAL LABORATORY		885	56	6%	941
UNIVERSITY HOSPITAL AND MEDICAL CENTER		790	139	15%	929
FORT WALTON BEACH MEDICAL CENTER		823	93	10%	916
ORLANDO VA MEDICAL CENTER		836	54	6%	890
CLEVELAND CLINIC TRADITION HOSPITAL		772	108	12%	880
PHYSICIANS REGIONAL MEDICAL CENTER - COLLIER BLVD	1	724	140	16%	865
MEASE DUNEDIN HOSPITAL		822	40	5%	862
NCH NORTHEAST		708	141	17%	849
MEMORIAL HOSPITAL MICRO		787	57	7%	844
VIKOR SCIENTIFIC	2	592	237	29%	831
QUEST DIAGNOSTICS - MIRAMAR	6	274	549	66%	829
LOWER KEYS MEDICAL CENTER		797	28	3%	825
BETHESDA HOSPITAL WEST		765	50	6%	815
APPLIED INGENUITY DIAGNOSTICS LLC		785	18	2%	803
BAPTIST HEALTH EMERGENCY CENTER COUNTRY WALK		677	124	15%	801
BAPTIST NORTH EMERGENCY CENTER		645	118	15%	763
SOUTH BAY HOSPITAL MICRO		670	83	11%	753

Coronavirus: testing by laboratory

Data through Jul 2, 2020 verified as of Jul 3, 2020 at 09:25 AM

Data in this report are provisional and subject to change.

The numbers in the table below represent the number for whom test results were received by the Department of Health. A person can be tested by more than one laboratory and can have both positive and negative results. **Therefore, the sum of the numbers in each column will be larger than the total number of people tested.**

Reporting lab	Inconclusive	Negative	Positive	Percent positive	Total
FLORIDA HOSPITAL FISH MEMORIAL		672	75	10%	747
FLORIDA HOSPITAL ORLANDO		745	1	0%	746
QUEST DIAGNOSTICS - IRVING	6	564	169	23%	739
BAPTIST EMERGENCY CENTER OAKLEAF		593	126	18%	719
THE VILLAGES REGIONAL HOSPITAL		692	27	4%	719
ADVENTHEALTH OCALA LABORATORY		684	21	3%	705
BARTOW REGIONAL MEDICAL CENTER		625	77	11%	702
QUEST DIAGNOSTICS INFECTIOUS DISEASE INC		268	379	59%	647
PALMS OF PASADENA HOSPITAL		582	58	9%	640
BMCT Molecular Diagnostics Subsection		497	118	19%	615
SACRED HEART-EMERALD COAST		508	105	17%	613
PUTNAM COMMUNITY MEDICAL CENTER		581	32	5%	613
TWIN CITIES HOSPITAL		586	24	4%	610
VISTA CLINICAL DIAGNOSTICS		352	242	41%	594
CAPSTONE HEALTHCARE		399	187	32%	586
MEDCOMP SCIENCES LLC	14	384	175	31%	573
AVENTUS BIOLABS	1	378	178	32%	557
SYNERGY LABORATORIES	1	524	22	4%	547
LAKESIDE MEDICAL CENTER		342	200	37%	542
ORLANDO HEALTH		10	507	98%	517
EGLIN AIRFORCE BASE LAB		477	38	7%	515
QUEST NEW ENGLAND	3	482	29	6%	514
GULF BREEZE HOSPITAL LAB	1	470	35	7%	506
RAULERSON HOSPITAL		440	58	12%	498
ENGLEWOOD COMMUNITY HOSPITAL		478	18	4%	496
MARTIN MEMORIAL HEALTH SYSTEMS LABORATORY		447	40	8%	487
MAKO MEDICAL LABORATORIES	8	200	250	55%	458
ARUP		433	12	3%	445
NCH HEALTHCARE BONITA		371	69	16%	440
PATIENTS CHOICE LABORATORIES		174	211	55%	385
LEE MEMORIAL HOSPITAL LAB			380	100%	380
VAMC ORLANDO		296	81	21%	377
QUEST	1	82	294	78%	377
QUEST DIAGNOSTICS NICHOLS INSTITUTE	5	349	15	4%	369
ACCESS MEDICAL LABORATORIES		94	262	74%	356
LAB24 INC			344	100%	344
ACCESSDX	2	184	158	46%	344
QUEST DIAGNOSTICS - ATLANTA		291	40	12%	331
AMERICAN HEALTH ASSOCIATES	3	89	231	72%	323
BROWARD HEALTH		320			320
MARINERS HOSPITAL		285	31	10%	316
QUEST DIAGNOSTICS - WEST HILLS		299	14	4%	313
AVERO DIAGNOSTICS - IRVING		284	27	9%	311
QUEST DIAGNOSTICS WOOD DALE		289	22	7%	311
DAVITA LABS		282	26	8%	308
BAPTIST EMERGENCY CENTER CLAY		291	15	5%	306
APPLIED INGENUITY DIAGNOSTICS		272	24	8%	296

Coronavirus: testing by laboratory

Data through Jul 2, 2020 verified as of Jul 3, 2020 at 09:25 AM

Data in this report are provisional and subject to change.

The numbers in the table below represent the number for whom test results were received by the Department of Health. A person can be tested by more than one laboratory and can have both positive and negative results. **Therefore, the sum of the numbers in each column will be larger than the total number of people tested.**

Reporting lab	Inconclusive	Negative	Positive	Percent positive	Total
CLARITY LABS		239	48	17%	287
SOUTHEAST ALABAMA MEDICAL CENT		262	12	4%	274
JACKSON HOSPITAL LAB		249	22	8%	271
QUEST DIAGNOSTICS LENEXA	1	246	19	7%	266
DYNIX DIAGNOSTICS		184	68	27%	252
PANCARE OF FLORIDA, INC			240	100%	240
ECCOLAB GROUP		70	168	71%	238
PATIENTS FIRST - MAHAN DRIVE		139	98	41%	237
LABCORP RTP	1	37	197	84%	235
NCH HEALTHCARE SYSTEM MICROBIOLOGY LAB			235	100%	235
BARDMOOR LABORATORY		206	26	11%	232
TAMPA COMMUNITY HOSPITAL		161	65	29%	226
MEMORIAL PEMBROKE 24/7 CARE CENTER		185	39	17%	224
MAKO GENOMICS		215	8	4%	223
HEALTHQUEST ESOTERICS		63	156	71%	219
PHYSICIANS STAT LAB		132	87	40%	219
NEW YORK STATE ELR - LENCO MEDICAL LABORATORY		197	11	5%	208
CORE DIAGNOSTIC LABORATORIES LLC		173	23	12%	196
GENESIS REFERENCE LABORATORIES		1	195	99%	196
PWN HEALTH		72	123	63%	195
CLEVELAND CLINIC		187	6	3%	193
FLORIDA_HOSPITAL (DON'T USE)			189	100%	189
BIOREFERENCE LABORATORIES		16	172	91%	188
MEDSCAN LABORATORY INC		136	52	28%	188
UAB HIGHLANDS LABORATORY		183			183
JACKSON HOSPITAL CLINICAL LABORATORY		171	11	6%	182
LUMINUS DIAGNOSTICS		139	38	21%	177
THERADOC		143	25	15%	168
NCF DIAGNOSTICS & DNA TECHNOLOGIES	8	14	137	86%	159
FLO-MEDILAB SERVICES		54	103	66%	157
ST CLOUD REGIONAL MEDICAL CENTER		125	30	19%	155
MILLENNIUM PATHOLOGY			153	100%	153
NEW YORK STATE ELR - DEPARTMENT OF CLINICAL LABS		145	4	3%	149
HENDRY REGIONAL MEDICAL CENTER		2	146	99%	148
GENESIS MEDICAL LABORATORY MIAMI FL.		78	68	47%	146
LAB CORP		53	93	64%	146
ACUTIS DIAGNOSTICS		140	4	3%	144
ASSOCIATED CLINICAL LABORATORIES		115	29	20%	144
LABCORP		18	124	87%	142
MEMPHIS PATHOLOGY LABORATORY		130	4	3%	134
ORLANDO VAMC		79	54	41%	133
BAPTIST MD ANDERSON CANCER CENTER		131			131
NEW YORK STATE ELR - NORTH SHORE LONG ISLAND JEWISH HEALTH		116	13	10%	129
INFORM DIAGNOSTICS		127	1	1%	128
TENNESSEE DOH - NASHVILLE	1	115	12	9%	128
SANFORD REFERENCE LAB		123			123
BMHSI-AEL MICROBIOLOGY LABORATORY	2	102	18	15%	122

Coronavirus: testing by laboratory

Data through Jul 2, 2020 verified as of Jul 3, 2020 at 09:25 AM

Data in this report are provisional and subject to change.

The numbers in the table below represent the number for whom test results were received by the Department of Health. A person can be tested by more than one laboratory and can have both positive and negative results. **Therefore, the sum of the numbers in each column will be larger than the total number of people tested.**

Reporting lab	Inconclusive	Negative	Positive	Percent positive	Total
PATHGROUP LABS LLC		85	34	29%	119
CAREMOUNT MEDICAL - PATHOLOGY		111	3	3%	114
ALLIED HEALTH FORT PIERCE		112			112
PATIENT'S FIRST		1	111	99%	112
QUALITOX LABORATORIES		93	17	15%	110
LABCORP TAMPA		14	95	87%	109
INTEGRATED REGIONAL LABORATORIES		99	10	9%	109
ASAP LAB LLC		90	17	16%	107
NEW YORK STATE ELR - NYU HOSPITALS CENTER CLINICAL LABORATORIES		103	4	4%	107
LEHIGH REGIONAL MEDICAL CENTER LAB		93	12	11%	105
UAB UNIVERSITY OF ALABAMA HOSPITAL LAB		101	3	3%	104
LABTECH DIAGNOSTIC		83	12	13%	95
NEO GENOMICS - FORT MYERS		93	1	1%	94
ORLANDO VETERANS AFFAIRS MEDICAL CENTER		32	61	66%	93
DIAGNOSTIC SOLUTIONS		3	90	97%	93
PALM BEACH COUNTY HEALTH DEPT LAB		91	1	1%	92
IRL MARKET LAB		60	31	34%	91
UNKNOWN		7	81	92%	88
FLAGLER HOSPITAL	3	15	70	80%	88
JAY HOSPITAL CLINICAL LABORATORY		81	7	8%	88
ASCEND CLINICAL		85	3	3%	88
ROSEN MEDICAL CENTER		83	4	5%	87
UHEALTH CORAL GABLES/LENNAR MED CTR		80	5	6%	85
SMA SPECIALITY MEDICAL LAB		43	42	49%	85
PATHNOSTICS		21	63	75%	84
BOSTON HEART DIAGNOSTICS CORP		81	3	4%	84
RCA LABORATORY SERVICES, LLC		50	33	40%	83
BUREAU OF CLINICAL LABORATORIES		70	13	16%	83
NEW YORK STATE ELR - NEW YORK PRESBYTERIAN HOSPITAL CUMC CLINICAL		70	11	14%	81
VAMC WEST PALM LAB			80	100%	80
HOLY CROSS HOSPITAL LABORATORY			80	100%	80
SUNRISE MEDICAL LABORATORIES		56	24	30%	80
GENETWORKX		15	64	81%	79
JAMES A. HALEY VETERANS MICRO LAB			79	100%	79
SPARROW HEALTHCARE		1	78	99%	79
BIOCERNA LLC	2	58	15	20%	75
MICROGEN DX		1	73	99%	74
FLORIDA HOSPITAL WAUCHULA		38	34	47%	72
USAFSAM/PHE		23	47	67%	70
VETERANS AFFAIRS MEDICAL CENTER LAB			69	100%	69
BAY PINES VAMC CLINICAL LABORATORY		1	68	99%	69
MILLENNIUM PATHOLOGY/MICROBIOLOGY LABORATORY			69	100%	69
Highlands Regional Hospital		63	5	7%	68
CENTRAL FLORIDA HEALTH CARE		46	21	31%	67
STEWART REFERENCE LABORATORY			65	100%	65
ADVENT HEALTH DAYTONA		1	61	98%	62
DAVITA LABORATORY SERVICES		48	14	23%	62

Coronavirus: testing by laboratory

Data through Jul 2, 2020 verified as of Jul 3, 2020 at 09:25 AM

Data in this report are provisional and subject to change.

The numbers in the table below represent the number for whom test results were received by the Department of Health. A person can be tested by more than one laboratory and can have both positive and negative results. **Therefore, the sum of the numbers in each column will be larger than the total number of people tested.**

Reporting lab	Inconclusive	Negative	Positive	Percent positive	Total
AVECINA MEDICAL OAKLEAF			61	100%	61
NEW YORK STATE ELR - NEW YORK HOSPITAL LABORATORIES		56	4	7%	60
FLORIDA COMMUNITY HEALTH CENTERS INC			59	100%	59
MARTIN MEMORIAL LABORATORY AT ST LUCIE WEST		54	4	7%	58
NEW YORK STATE ELR - MOUNT SINAI LABORATORY		52	5	9%	57
ADVANCE MEDICAL OF NAPLES			57	100%	57
HOLY CROSS HOSPITAL		1	55	98%	56
MEDICAL DIAGNOSTICS LABORATORIES,INC		15	40	73%	55
GESSLER CLINIC			53	100%	53
ST JUDE CHILDREN'S RESEARCH HOSPITAL		49	3	6%	52
VAMC LAKE CITY		51	1	2%	52
FLORIDA HOSPITAL HEARTLAND MED CTR LAKE PLACID		42	9	18%	51
BROWARD HEALTH MEDICAL CENTER		1	49	98%	50
HOLMES REGIONAL MEDICAL CENTER		3	47	94%	50
P4 DIAGNOSTIX LABORATORY NETWORK		1	48	98%	49
GENE BY GENE			49	100%	49
MARTIN MEMORIAL MEDICAL CENTER LAB		10	38	79%	48
SARASOTA CO. HEALTH DEPT # 58		37	11	23%	48
CENTRA CARE			47	100%	47
EXPRESS GENE MOLECULAR DIAGNOSTIC LABORATORY			47	100%	47
H LEE MOFFITT CANCER CENTER MICRO		46			46
BIOREFERENCE LABORATORY		1	44	98%	45
FULGENT DIAGNOSTICS	3	36	6	13%	45
VAMC BAY PINES			43	100%	43
UR MEDICINE LABS- CENTRAL LABORATORY		42			42
HURLBURT FIELD CLINIC		23	17	43%	40
BAPTIST HEALTH SOUTH FLORIDA		3	37	93%	40
BAYCARE LAB		1	39	98%	40
MILLENNIUM LAB SERVICES			40	100%	40
FISHERMENS HOSPITAL CLINICAL LAB		37	1	3%	38
NAVY HOSPITAL			38	100%	38
FINLAY CLINICAL LABORATORY		24	14	37%	38
UNITED CLINICAL LABORATORY LLC			37	100%	37
QUEST TAMPA (NEW YORK ELR)		29	7	19%	36
LABCORP BURLINGTON (LPP)		9	27	75%	36
P4 CLINICAL, LLC			36	100%	36
ST. CLOUD MEDICAL GROUP		35			35
IRL		4	31	89%	35
NEW YORK STATE ELR - WADSWORTH HEALTH CENTER		32	3	9%	35
VHA PUBLIC HEALTH REFERENCE LABORATORY- PALO ALTO		27	7	21%	34
Assurance Scientific Laboratories		26	8	24%	34
FLORIDA LABORATORY ANALYSIS		26	8	24%	34
ORLANDO VA PALMS		2	31	94%	33
FLORIDA HOSPITAL NEW SMYRNA		4	28	88%	32
MORTON PLANT HOSPITAL			31	100%	31
CLINICAL REFERENCE LABORATORY		27	4	13%	31
BioReference Laboratories, Inc		21	10	32%	31

Coronavirus: testing by laboratory

Data through Jul 2, 2020 verified as of Jul 3, 2020 at 09:25 AM

Data in this report are provisional and subject to change.

The numbers in the table below represent the number for whom test results were received by the Department of Health. A person can be tested by more than one laboratory and can have both positive and negative results. **Therefore, the sum of the numbers in each column will be larger than the total number of people tested.**

Reporting lab	Inconclusive	Negative	Positive	Percent positive	Total
SACRED HEART HOSPITAL ON THE GULF		24	7	23%	31
NIGHT LITE PEDIATRICS		10	21	68%	31
MILLENIUM PHYSICIANS GROUP			31	100%	31
QUEST DIAGNOSTICS-VERO BEACH-37TH ST		31			31
PROVIDENCE HOSPITAL LABORATORY		30			30
EAST MANATEE FAMILY	1		28	97%	29
NORTH FLORIDA PEDIATRICS-TALLAHASSEE		25	4	14%	29
AVERO DIAGNOSTICS		27	2	7%	29
CENTRACARE		1	28	97%	29
STATEN ISLAND UNIVERSITY HOSPITAL-POUCH		27	2	7%	29
LAB CORP TAMPA			28	100%	28
NEW YORK STATE ELR - ENZO CLINICAL LABS INC		27	1	4%	28
C.W. BILL YOUNG VA MEDICAL CENTER		3	24	89%	27
TRADITION MEDICAL CENTER LABORATORY		7	20	74%	27
FINLAY CLINICAL LABORATORY INC		26	1	4%	27
SOUTH LAKE HOSPITAL		1	26	96%	27
HOSPITAL FOR SPECIAL SURGERY		26	1	4%	27
MORTON PLANT HOSPITAL/LAB		1	25	96%	26
NEW YORK STATE ELR - EMPIRECITY LABORATORIES		23	3	12%	26
CDC		17	9	35%	26
P4CLINICAL	3	1	21	84%	25
TAMPA GENERAL HOSPITAL CLINICAL LAB			25	100%	25
HEALTH FIRST-HOLMES REGIONAL			24	100%	24
DESOTO MEMORIAL HOSPITAL LAB			24	100%	24
SOLARIS DIAGNOSTICS		1	23	96%	24
QUEST DIAGNOSTIC INC		2	22	92%	24
DYNAMIC MEDICAL USA			23	100%	23
LABORATORY CORP OF AMERICA	1	4	18	78%	23
ORLANDO REGIONAL MEDICAL CENTER		1	22	96%	23
LABORATORY DYNAMICS		20	3	13%	23
ST. ANTHONY'S HOSPITAL			22	100%	22
ST JOSEPHS CHILDRENS OUTREACH			22	100%	22
PENNSYLVANIA DEPT OF HEALTH		19	3	14%	22
LAB CORP RTP	1	2	19	86%	22
UNKNOWN - BAD FACILITY CODE		2	20	91%	22
UNIVERSITY OF MIAMI HOSPITAL & CLINICS		19	3	14%	22
CAPITAL REGIONAL MEDICAL CENTER		1	21	95%	22
ALL CHILDREN'S HOSPITAL LAB		1	20	95%	21
HUNTSVILLE HOSPITAL LABORATORY		18	3	14%	21
JACKSON MEMORIAL HOSPITAL			21	100%	21
LABFIRST - DEPARTMENT OF PATHOLOGY		21			21
ST. CLOUD HOSPITAL		20			20
BAYCARE HEALTH SYSTEM		1	19	95%	20
MAVERICK LABS			20	100%	20
BROWARD HEALTH CORAL SPRINGS EPIDEMIOLOGY DEPT			20	100%	20
QUEST DIAGNOSTICS NICHOLS INSTITUTE- LPP		3	17	85%	20
INTEGRITY LABORATORIES			20	100%	20

Coronavirus: testing by laboratory

Data through Jul 2, 2020 verified as of Jul 3, 2020 at 09:25 AM

Data in this report are provisional and subject to change.

The numbers in the table below represent the number for whom test results were received by the Department of Health. A person can be tested by more than one laboratory and can have both positive and negative results. **Therefore, the sum of the numbers in each column will be larger than the total number of people tested.**

Reporting lab	Inconclusive	Negative	Positive	Percent positive	Total
EGLIN REGIONAL MEDICAL CENTER		4	15	79%	19
MIAMI BEACH COMMUNITY HEALTH CENTER			19	100%	19
MEDARBOR DIAGNOSTICS		1	18	95%	19
INTEGRATED REGIONAL LABORATORIES - LARGO			19	100%	19
NEW YORK STATE ELR - NEWYORK-PRESBYTERIAN/QUEENS DIAGNOSTIC		19			19
ST. MARY'S MEDICAL CENTER LAB			19	100%	19
ST VINCENT'S BIRMINGHAM LABORATORY		19			19
MED HEALTH SERVICES		18			18
FLORIDA CLINICAL LABORATORY-BIOREFERENCE LABORATORIES		2	16	89%	18
NONA SCIENTIFIC			18	100%	18
SUNPATH MEDICAL DIAGNOSTICS LABORATORY			18	100%	18
STONE WASH CLINICAL LABORATORIES		2	16	89%	18
QUEST DIAGNOSTICS INC.			18	100%	18
CLEVELAND CLINIC FOUNDATION		9	8	47%	17
NEW YORK STATE ELR - MONTEFIORE MEDICAL CENTER LABORATORIES - MOSES		12	5	29%	17
KENDALL REGIONAL MEDICAL CENTER LAB			17	100%	17
SMA MEDICAL LABORATORY		8	9	53%	17
MACDILL AIRFORCE BASE MICRO		14	3	18%	17
WATSON CLINIC LLP SOUTH			17	100%	17
FAWCETT MEMORIAL HOSPITAL-LAB		1	16	94%	17
POPLAR HEALTHCARE PLLC	1	10	5	31%	16
TOM LEE COMMUNITY HEALTH CENTER			16	100%	16
CHILDREN'S HOSPITAL OF ALABAMA		16			16
MIAMI VA HEALTHCARE SYSTEM			16	100%	16
VA		15	1	6%	16
DIATHERIX		13	2	13%	15
PALO ALTO VA MEDICAL CENTER		1	14	93%	15
NEW PLANT CITY FAMILY CARE			15	100%	15
TGH		1	14	93%	15
QUESTDIAGNOSTICS INCORPORATED		1	14	93%	15
LABORATORY SPECIALISTS OF MICHIGAN			14	100%	14
IPSUM DIAGNOSTICS			14	100%	14
PACIFIC ANALYTICS			14	100%	14
PHYSICIANS REGIONAL HEALTHCARE SYSTEM			14	100%	14
PATRICK AIR FORCE BASE		1	13	93%	14
TIDE LABORATORIES		3	10	77%	13
QUEST DIAGNOSTICS INCORPORATED			13	100%	13
NEW YORK STATE ELR - STONY BROOK UNIVERSITY MEDICAL CENTER		10	3	23%	13
GENPATH			13	100%	13
XERA MED RESEARCH			13	100%	13
MOBILE INFIRMARY MED CENTER PATH LAB		12	1	8%	13
FLORIDA DEPARTMENT OF HEALTH		9	4	31%	13
QDX PATHOLOGY SERVICES		10	3	23%	13
QUEST DIAGNOSTICS NICHOLS INSTITUTE - SJC (LPP)		9	4	31%	13
GRAVITY DIAGNOSTICS		9	4	31%	13
UNITED CLINICAL LABS			13	100%	13
ADVENT HEALTH FISH MEMORIAL		2	11	85%	13

Coronavirus: testing by laboratory

Data through Jul 2, 2020 verified as of Jul 3, 2020 at 09:25 AM

Data in this report are provisional and subject to change.

The numbers in the table below represent the number for whom test results were received by the Department of Health. A person can be tested by more than one laboratory and can have both positive and negative results. **Therefore, the sum of the numbers in each column will be larger than the total number of people tested.**

Reporting lab	Inconclusive	Negative	Positive	Percent positive	Total
ARTHREX MEDICAL CENTER			13	100%	13
VA MEDICAL CENTER		5	8	62%	13
LABCORP BIRMINGHAM		4	8	67%	12
ADVANCED URGENT CARE		10	2	17%	12
BROWARD DIALYSIS			12	100%	12
NEW YORK STATE ELR - KALEIDA HEALTH CENTER FOR LABORATORY		9	3	25%	12
Quest Diag Unspecifd		4	8	67%	12
MEDCOMP SCIENCES			12	100%	12
BIO-REFERENCE LABORATORIES			12	100%	12
NEW YORK STATE ELR - BROOKDALE UNIVERSITY HOSPITAL		12			12
PARRISH MEDICAL CENTER		1	11	92%	12
ST. JOSEPHS HOSPITAL			12	100%	12
WHITE WILSON MEDICAL CENTER CLINIC			12	100%	12
PROTEUS MOLECULAR AND CLINICAL LAB		8	4	33%	12
CORE DIAGNOSTIC LABORATORIES			12	100%	12
NXGEN MDX		11	1	8%	12
NEW YORK STATE ELR - WHITE PLAINS HOSPITAL CENTER LAB		12			12
NEW YORK STATE ELR - LENOX HILL HOSPITAL		10	1	9%	11
INDIAN RIVER MEDICAL CENTER		11			11
MEDICAL DIAGNOSTIC LAB		1	10	91%	11
AVECINA MEDICAL SOUTHSIDE			11	100%	11
BAY MEDICAL CENTER SACRED HEART HEALTH SYSTEM			11	100%	11
LAB INTERMARKET FACILITY LAB			11	100%	11
AMERICAN ESOTERIC LABORATORIES			11	100%	11
OUT OF STATE		11			11
FLORIDA DEPT OF HEALTH		4	7	64%	11
LAKE BALDWIN CBOC		9	1	10%	10
DEPARTMENT OF VETERANS AFFAIRS JAMES A. HALEY VETERANS HOSPITAL			10	100%	10
SUNQUEST		2	8	80%	10
ESCAMBIA COMMUNITY CLINIC			10	100%	10
NEW JERSEY DEPARTMENT OF HEALTH COMMUNICABLE DISEASE SERVICE		3	7	70%	10
MADISON CORE LABORATORIES		9	1	10%	10
BROWARD HEALTH CARE			10	100%	10
PARKWEST MEDICAL CENTER		9	1	10%	10
NEW YORK STATE ELR - CATHOLIC HEALTH SYSTEM DEPT LABORATORY		10			10
AVECINA MEDICAL JULINGTON			10	100%	10
DOCTORS MEMORIAL HOSPITAL		6	3	33%	9
UVMC MICROBIOLOGY		9			9
HEALTH CENTRAL HOSPITAL			9	100%	9
CLARITY LAB SOLUTIONS		3	6	67%	9
ST FRANCIS HOSPITAL		6	3	33%	9
MICHIGAN DEPARTMENT OF HEALTH AND HUMAN SERVICES			9	100%	9
LABCORP - MIAMI		4	5	56%	9
ALL CHILDREN'S HOSPITAL/LAB			9	100%	9
CORE LABORATORY		1	8	89%	9
UNIVERSITY HEALTH SYSTEM INC		9			9
CAPE CANAVERAL HOSPITAL			9	100%	9

Coronavirus: testing by laboratory

Data through Jul 2, 2020 verified as of Jul 3, 2020 at 09:25 AM

Data in this report are provisional and subject to change.

The numbers in the table below represent the number for whom test results were received by the Department of Health. A person can be tested by more than one laboratory and can have both positive and negative results. **Therefore, the sum of the numbers in each column will be larger than the total number of people tested.**

Reporting lab	Inconclusive	Negative	Positive	Percent positive	Total
ST. JOSEPH HOSPITAL LAB			9	100%	9
NEW YORK STATE ELR - QUEST DIAGNOSTICS INCORPORATED		6	3	33%	9
MED ARBOR			9	100%	9
JACKSON HEALTH SYSTEM			9	100%	9
CITRUS MEMORIAL HEALTH SYSTEM LAB		1	8	89%	9
PARK WEST MEDICAL CENTER		9			9
BAYFRONT		8			8
ST MARY'S MEDICAL CENTER		1	7	88%	8
LAB PLUS, LLC AT SAINT THOMAS WEST HOSPITAL		6	2	25%	8
CONSOLIDATED LAB SERVICES		8			8
SEVEN RIVERS REGIONAL MEDICAL CENTER			8	100%	8
EXPERTUS LABORATORIES INC		8			8
THE COMMONWEALTH OF MASSACHUSETTS			8	100%	8
VENICE REGIONAL MEDICAL CENTER			8	100%	8
JACKSON NORTH MEDICAL CENTER		1	7	88%	8
FLORIDA COMMUNITY HEALTH CENTER OF ST. LUCIE			8	100%	8
MIAMI VAMC			8	100%	8
GENEUS DIAGNOSTICS			8	100%	8
LABCORP - CLEARWATER		3	5	63%	8
SHORELINE PHYSICIAN GROUP			8	100%	8
MOFFITT CANCER CENTER		6	2	25%	8
ST JOSEPHS HOSPITAL			8	100%	8
AMERICAN PATHOLOGY PARTNERS		7	1	13%	8
VAMC GAINESVILLE		2	6	75%	8
NITE LITE PEDIATRICS			7	100%	7
BAYCARE OUTREACH LABORATORY SERVICES		1	6	86%	7
GRAVITY DIAGNOSTICS, LLC		3	4	57%	7
NEW YORK STATE ELR - UNIVERSITY HOSPITAL, STONY BROOK SOUTHAMPTON		7			7
NEW YORK STATE ELR - ROCHESTER GENERAL HOSPITAL LABORATORY		6	1	14%	7
MAYO CLINIC DEPT OF LAB MED PATHOLOGY			7	100%	7
NO NAME		5	2	29%	7
USA HEALTH UNIVERSITY HOSPITAL CLINICAL LABORATORY		7			7
325TH MEDICAL GROUP			7	100%	7
PALM BAY HOSPITAL		1	6	86%	7
VIERA HOSPITAL			7	100%	7
AEL- MEMPHIS			7	100%	7
DEVANSH LAB WERKS INC		5	2	29%	7
WATSON CLINIC LLP MAIN			7	100%	7
NAVAL HOSPITAL - JACKSONVILLE		1	6	86%	7
MOLECULAR TESTING LABS			7	100%	7
LONGLEAF DIAGNOSTIC LABORATORIES		2	5	71%	7
NORTH CAROLINA DEPARTMENT OF HEALTH & HUMAN SERVICES			7	100%	7
MACDILL AFB HOSPITAL		1	6	86%	7
BIO REFERNCE LABORATORIES		2	5	71%	7
NONE			7	100%	7
DELRAY MEDICAL CENTER LAB			7	100%	7
QUEST INFECTIOUS DISEASE		3	4	57%	7

Coronavirus: testing by laboratory

Data through Jul 2, 2020 verified as of Jul 3, 2020 at 09:25 AM

Data in this report are provisional and subject to change.

The numbers in the table below represent the number for whom test results were received by the Department of Health. A person can be tested by more than one laboratory and can have both positive and negative results. **Therefore, the sum of the numbers in each column will be larger than the total number of people tested.**

Reporting lab	Inconclusive	Negative	Positive	Percent positive	Total
PERSONALIZED GENETIC TESTING			6	100%	6
DIAGNOSTIC LABORATORY OF OKLAHOMA		6			6
MICHIGAN DEPARTMENT OF COMMUNITY HEALTH		1	5	83%	6
BAPTIST SOUTH MEDICAL CENTER		2	4	67%	6
FLORIDA DEPARTMENT OF HEALTH IN LAKE COUNTY		3	3	50%	6
NORTH BAY HOSPITAL			6	100%	6
NEW YORK STATE ELR - JAMAICA HOSPITAL MEDICAL CENTER		6			6
LEE COUNTY HEALTH DEPARTMENT		4	2	33%	6
SOUTHEAST ALABAMA MEDICAL CENTER			6	100%	6
NEW YORK STATE ELR - JAMES J PETERS VA MEDICAL CENTER		4	2	33%	6
DOCTOR'S IN HOUSE LAB			6	100%	6
ACCU REFERENCE MEDICAL LAB			6	100%	6
PRIDE DIAGNOSTICS		6			6
ARCHBOLD MEMORIAL HOSPITAL/LAB		3	3	50%	6
ST JOSEPH HOSPITAL		5	1	17%	6
STATE LAB		1	5	83%	6
SANTA ROSA MEDICAL CENTER			6	100%	6
EAST ALABAMA MEDICAL CENTER LABORATORY		5	1	17%	6
LEON MEDICAL CENTER			6	100%	6
NORTH SHORE UNIVERSITY HOSPITAL LABORATORY		6			6
SACRED HEART HEALTH SYSTEM			6	100%	6
DYNAMIC DNA LAB			6	100%	6
ST ANTHONY NORTH			5	100%	5
ST VINCENT'S EAST LABORATORY		5			5
BOCA RATON REGIONAL HOSPITAL LAB			5	100%	5
LABCORP INC		1	4	80%	5
AMERICAN HEALTH ASSOCIATES OF TAMPA			5	100%	5
XRL SXF REF LAB		5			5
SOUTH SEMINOLE HOSPITAL		1	4	80%	5
BROWARD COUNTY HEALTH DEPT.			5	100%	5
ST. JOSEPH'S HOSPITAL LAB			5	100%	5
CLINICAL PATHOLOGY LABORATORIES, INC.			5	100%	5
US BIOTEK LABORATORIES			5	100%	5
HEALTH FIRST-PALM BAY			5	100%	5
DEPARTMENT OF VETERANS AFFAIRS MEDICAL CENTER			5	100%	5
JFK MEDICAL CENTER NORTH LAB			5	100%	5
PENSACOLA PEDIATRICS			5	100%	5
CHILDREN'S HOSPITAL OF PHILADELPHIA		5			5
CONNECTICUT DEPARTMENT OF HEALTH		4	1	20%	5
SMA LAB		3	2	40%	5
ST VINCENTS MEDICAL CENTER RIVERSIDE NURSING			5	100%	5
TAMIAMI LAB MILLENNIUM			5	100%	5
MILLENNIUM PHYSICIAN GROUP LCC			5	100%	5
UPMC CHAUTAUQUA AT WCA LABORATORY		5			5
NEW YORK STATE ELR - GOOD SAMARITAN HOSPITAL LABORATORY		5			5
LECONTE MEDICAL CENTER LAB		4	1	20%	5
AEL KNOXVILLE			5	100%	5

Coronavirus: testing by laboratory

Data through Jul 2, 2020 verified as of Jul 3, 2020 at 09:25 AM

Data in this report are provisional and subject to change.

The numbers in the table below represent the number for whom test results were received by the Department of Health. A person can be tested by more than one laboratory and can have both positive and negative results. **Therefore, the sum of the numbers in each column will be larger than the total number of people tested.**

Reporting lab	Inconclusive	Negative	Positive	Percent positive	Total
MID-FLORIDA PATHOLOGY		3	2	40%	5
TRUE HEALTH DIAGNOSTICS		1	4	80%	5
BIOTECH			5	100%	5
PATHOGENIUS LABORATORIES		2	3	60%	5
SANFORD LABORATORIES		5			5
UPMC HEALTH SYSTEM		4	1	20%	5
PATHGROUP LABS			5	100%	5
BAPTIST CLAY			5	100%	5
NEW YORK STATE ELR - WILSON MEMORIAL REGIONAL MEDICAL CENTER		5			5
LEE MEMORIAL LAB GULF COAST			5	100%	5
NORTHWELL HEALTH PLAINVIEW HOSPITAL LABORATORY		4	1	20%	5
SEBASTIAN RIVER MEDICAL CENTER		3	1	25%	4
PRECISION LABS LLC		1	3	75%	4
MISSOURI DEPARTMENT OF HEALTH AND SENIOR SERVICES			4	100%	4
HEALTH FIRST-VIERA HOSPITAL			4	100%	4
CANTON-POTSDAM HOSPITAL LABORATORY		4			4
PEDIATRIC HEALTH CARE ALLIANCE			4	100%	4
NEW YORK STATE ELR - LOURDES HOSPITAL INC		4			4
Diatherix Laboratories, LLC		1	3	75%	4
LABCORP - NAPLES			4	100%	4
NEW YORK STATE ELR - BROOKLYN HOSPITAL CENTER DOWNTOWN CAMPUS		4			4
OKLAHOMA STATE UNIVERSITY DIAGNOSTIC LAB			4	100%	4
DAVITA LABORATORY		4			4
NEW YORK STATE ELR - ST PETER'S BENDER LABORATORY		4			4
MERCY HOSPITAL MIAMI LAB			4	100%	4
QUEST DIAGNOSTICS- MELBOURNE			4	100%	4
SOUTHEAST FAMILY HEALTHCARE CENTER			4	100%	4
NEW YORK STATE ELR - CATHOLIC HEALTH SERVICES REGIONAL LABORATORY		2	2	50%	4
TENNESSEE DOH		4			4
THOMAS JEFFERSON UNIVERSITY HOSPITAL		4			4
MAYO CLINIC LABS - ROCHESTER SUPERIOR DRIVE			4	100%	4
MEDLOGIC, LLC		4			4
UMHC/SYLVESTER AT KENDALL			4	100%	4
VAMC			4	100%	4
VENICE REGIONAL MEDICAL LAB SERVICES			4	100%	4
BOND CLINIC			4	100%	4
NORTHWEST FLORIDA COMMUNITY HOSPITAL		1	3	75%	4
NEW YORK STATE ELR - HUDSON VALLEY HOSPITAL CENTER LABORATORY		3	1	25%	4
EXPRESS TESTING-ONE			4	100%	4
CAYUGA MEDICAL CENTER AT ITHACA		4			4
SUNCOAST COMMUNITY HEALTH CENTERS PEDIATRICS			4	100%	4
HEALTH FIRST CAPE CANAVERAL HOSPITAL			4	100%	4
FLOWERS HOSPITAL		1	3	75%	4
ST JOSEPH'S HEALTHLINE		1	3	75%	4
TRUGENX			4	100%	4
AMERICAN RESEARCH LABS			4	100%	4
DTR LABS		3	1	25%	4

Coronavirus: testing by laboratory

Data through Jul 2, 2020 verified as of Jul 3, 2020 at 09:25 AM

Data in this report are provisional and subject to change.

The numbers in the table below represent the number for whom test results were received by the Department of Health. A person can be tested by more than one laboratory and can have both positive and negative results. **Therefore, the sum of the numbers in each column will be larger than the total number of people tested.**

Reporting lab	Inconclusive	Negative	Positive	Percent positive	Total
THE CENTER FOR URGENT CARE		3	1	25%	4
FINLAY C. LABORATORY		3	1	25%	4
BAY PINES VA		1	3	75%	4
NEW YORK STATE ELR - VASSAR BROTHERS MEDICAL CENTER LABORATORY		4			4
PROMEDICA LABORATORIES		4			4
LABCORP BURLINGTON CYTO		3	1	25%	4
LEHIGH VALLEY HOSPITAL		3	1	25%	4
COMMUNITY HEALTH OF SOUTH FLORIDA			4	100%	4
LAKELAND REGIONAL HEALTH			4	100%	4
LABCORP DIAGNOSTICS-MIAMI		2	1	33%	3
VIRGINIA DIVISION OF CONSOLIDATED LABORATORIES			3	100%	3
GENUS DIAGNOSTICS			3	100%	3
Cleveland Clinic Laboratories		1	2	67%	3
BEAUMONT LABORATORY			3	100%	3
GULF COAST MOLECULAR LABORATORIES			3	100%	3
LEE MEMORIAL HEALTH PARK LAB			3	100%	3
FAMILY HEALTH CENTERS OF SWF LABS			3	100%	3
FLORIDA CLINICAL LAB			3	100%	3
LAKE WALES MEDICAL CENTER INC			3	100%	3
ASCENSION ST. VINCENT'S PRIMARY CARE			3	100%	3
UNKNOWN LAB			3	100%	3
BAYONET POINT MEDICAL CENTER			3	100%	3
GENESIS DIAGNOSTICS			3	100%	3
OPTUM LABS LLC			3	100%	3
PINELLAS COUNTY HEALTH DEPARTMENT		2	1	33%	3
UT MEMPHIS UNIVERSITY HEALTH SERVICES		2	1	33%	3
CLEVELAND CLINIC MARTIN NORTH HOSPITAL			3	100%	3
NORTH BROWARD HOSPITAL DISTRICT HEALTHCARE FOR THE HOMELESS			3	100%	3
ST LUKES HOSPITAL LABORATORY		2	1	33%	3
PRATTVILLE BAPTIST HOSPITAL		3			3
BAYCARE LABORATORIES			3	100%	3
CENTRAL FLORIDA HEALTH CARE INC			3	100%	3
NEW YORK STATE ELR - QUEST DIAGNOSTICS NICHOLS		3			3
BAYCARE OUTREACH LABORATORY HOSPITAL			3	100%	3
DOH-TAMPA BRANCH LABORATORY (MLK BLVD)			3	100%	3
JACKSON SOUTH COMMUNITY HOSPITAL LAB			3	100%	3
NEW YORK STATE ELR - SOUTHSIDE HOSPITAL NORTHWELL HEALTH LABORATORY		2	1	33%	3
BROOKWOOD BAPTIST MEDICAL CENTER		3			3
BARONESS ERLANGER HOSPITAL		3			3
AVELLINO LAB USA INC		3			3
MEDICAL LABORATORY DIAGNOSTICS			3	100%	3
WAKEMED		1	2	67%	3
FRANCES WARDE MEDICAL LABORATORY		1	2	67%	3
QUEST DIAGNOSTIC			3	100%	3
PUBLIC HEALTH LAB		3			3
WINTER HAVEN HOSPITAL			3	100%	3
SHELBY COUNTY HEALTH CARE CORPORATION		1	2	67%	3

Coronavirus: testing by laboratory

Data through Jul 2, 2020 verified as of Jul 3, 2020 at 09:25 AM

Data in this report are provisional and subject to change.

The numbers in the table below represent the number for whom test results were received by the Department of Health. A person can be tested by more than one laboratory and can have both positive and negative results. **Therefore, the sum of the numbers in each column will be larger than the total number of people tested.**

Reporting lab	Inconclusive	Negative	Positive	Percent positive	Total
BAYFRONT HEALTH BROOKSVILLE			3	100%	3
VA OUTPATIENT			3	100%	3
TAMPA GENERAL HOSPITAL LABORATORY			3	100%	3
CBS LABORATORY			3	100%	3
WESTPAC LABS			3	100%	3
ACH			3	100%	3
TYNDALL AFB			3	100%	3
INDIAN RIVER CHD VERO BEACH		2	1	33%	3
COLORADO DEPARTMENT OF PUBLIC HEALTH AND ENVIRONMENT			3	100%	3
LAKE CITY VETERANS HOSPITAL			3	100%	3
PALMS WEST HOSPITAL			3	100%	3
HUNTINGTON HOSPITAL LABORATORY		2	1	33%	3
ROCKLEDGE			3	100%	3
VIRTUA VOORHEES HOSPITAL		3			3
LAB CORP OF AMERICA		1	2	67%	3
KEY WEST URGENT CARE, INC		3			3
ILLINOIS DEPARTMENT OF PUBLIC HEALTH			3	100%	3
DOH JACKSONVILLE CENTRAL LABORATORY		3			3
PENNSYLVANIA DEPARTMENT OF HEALTH BUREAU OF LABORATORIES			3	100%	3
MAYO MEDICAL LABORATORIES		2	1	33%	3
JOE DIMAGGIO CHILDREN'S HOSPITAL		1	2	67%	3
NICHOLS INSTITUTE QUEST DIAGNOSTICS		2	1	33%	3
CALHOUN LIBERTY HOSPITAL			2	100%	2
OMNI			2	100%	2
SCDHEC BUREAU OF LABORATORIES			2	100%	2
LABCORP - STUART		1	1	50%	2
Cleveland Clinic Weston			2	100%	2
PREMIER LABORATORY SERVICES, LLC			2	100%	2
MONTEFIORE NEW ROCHELLE HOSPITAL		2			2
CONEMAUGH MEMORIAL MEDICAL CENTER		2			2
ST ELIZABETH MEDICAL CENTER LABORATORY		2			2
MHHS All Lab Subsection		2			2
ST. JOSEPH REGIONAL MEDICAL CENTER			2	100%	2
LINCOLN MEDICAL AND MENTAL HEALTH CENTER		2			2
CLINICAL PATHOLOGY LABS		1	1	50%	2
SARASOTA MEMORIAL MEDICAL URGENT CARE CENTER			2	100%	2
DORAL URGENT CARE			2	100%	2
ABBOTT			2	100%	2
TREASURE COAST COMMUNITY HEALTH			2	100%	2
JOHNSON CITY MEDICAL CENTER		1	1	50%	2
FLORIDA CLINICAL LABORATORY INC			2	100%	2
MONTANA PUBLIC HEALTH LAB			2	100%	2
METHODIST MEDICAL CENTER		1	1	50%	2
INTERCOASTAL MEDICAL GROUP			2	100%	2
NEW YORK STATE DEPARTMENT OF HEALTH		1	1	50%	2
OHIO STATE UNIVERSITY WEXNER MEDICAL CENTER			2	100%	2
LABCORP RARITAN		2			2

Coronavirus: testing by laboratory

Data through Jul 2, 2020 verified as of Jul 3, 2020 at 09:25 AM

Data in this report are provisional and subject to change.

The numbers in the table below represent the number for whom test results were received by the Department of Health. A person can be tested by more than one laboratory and can have both positive and negative results. **Therefore, the sum of the numbers in each column will be larger than the total number of people tested.**

Reporting lab	Inconclusive	Negative	Positive	Percent positive	Total
MAGNOLIA DIAGNOSTIC			2	100%	2
BAYFRONT HEALTH SPRING HILL			2	100%	2
IOWA DEPARTMENT OF PUBLIC HEALTH			2	100%	2
GULF COAST MEDICAL GROUP			2	100%	2
BAPTIST MEDICAL CENTER EAST		1	1	50%	2
EMERGENCY MEDICAL CENTER			2	100%	2
NEW YORK STATE ELR - JACOBI MEDICAL CENTER		2			2
CONNECTDX			2	100%	2
ACHS		2			2
PALM BEACH PATHOLOGY		2			2
ADVENTHEALTH LAB			2	100%	2
HEALTHMARK REGIONAL HOSPITAL LAB			2	100%	2
NAPHCARE, INC.			2	100%	2
FCHC (OB)-DARWIN SQUARE CTR.			2	100%	2
AMERICAN FAMILY CARE- ORANGE BEACH			2	100%	2
AHSE ROP		2			2
BAY CARE			2	100%	2
NORTHERN DUTCHESS HOSPITAL LABORATORY		2			2
DEACONESS HOSPITAL			2	100%	2
WALGREENS #5317		2			2
NEW YORK STATE ELR - ORANGE REGIONAL MEDICAL CENTER LABORATORY		2			2
GEISINGER MEDICAL CENTER		2			2
NEW HAMPSHIRE PUBLIC HEALTH LABORATORIES		2			2
NORTH OKALOOSA MEDICAL CENTER			2	100%	2
X-GENE MOLECULAR LABS			2	100%	2
VIRTUA MEMORIAL HOSPITAL BURLINGTON COUNTY			2	100%	2
MEMORIAL SLOAN KETTERING CANCER CENTER		1	1	50%	2
SSM HEALTH ST LOUIS MICROBIOLOGY LABORATORY		1	1	50%	2
STATEN ISLAND UNIVERSITY HOSPITAL		2			2
ST. MARYS MEDICAL CENTER			2	100%	2
BAYFRONT HEALTH PUNTA GORDA			2	100%	2
BETH ISRAEL DEACONESS MEDICAL CENTER			2	100%	2
SHELBY BAPTIST MEDICAL CENTER			2	100%	2
MY CLINICAL LAB			2	100%	2
QUEST DIAGNOSTICS-N ST PETERSBURG-5TH			2	100%	2
LABCORP - OHIO			2	100%	2
QUEST DIAGNOSITCS INCORPORATED			2	100%	2
CELERION			2	100%	2
OKLAHOMA STATE DEPARTMENT OF HEALTH-PUBLIC HEALTH LABORATORY			2	100%	2
BAYFRONT HEALTH ER PINELLAS PARK		2			2
NEW YORK STATE ELR - SARATOGA HOSPITAL LABORATORY		2			2
ALTRU DIAGNOSTICS INC			2	100%	2
ST CATHERINE OF SIENA HOSPITAL		2			2
MONTEFIORE ST LUKE'S CORNWALL HOSPITAL		2			2
GEORGIA DEPARTMENT OF PUBLIC HEALTH			2	100%	2
NEW HAMPSHIRE DEPARTMENT OF HEALTH AND HUMAN SERVICES		1	1	50%	2
GALEN BAYLOR EXTENSION		2			2

Coronavirus: testing by laboratory

Data through Jul 2, 2020 verified as of Jul 3, 2020 at 09:25 AM

Data in this report are provisional and subject to change.

The numbers in the table below represent the number for whom test results were received by the Department of Health. A person can be tested by more than one laboratory and can have both positive and negative results. **Therefore, the sum of the numbers in each column will be larger than the total number of people tested.**

Reporting lab	Inconclusive	Negative	Positive	Percent positive	Total
QUEENS HOSPITAL CENTER		2			2
LABCORP PHOENIX			2	100%	2
IRL MARKET LAB ALACHUA		1	1	50%	2
HOME ACCESS HEALTH			2	100%	2
THE VILLAGES CLINICAL LAB		2			2
ALABAMA DEPARTMENT OF PUBLIC HEALTH			2	100%	2
UNIVERSITY HOSPITAL			2	100%	2
BIOFIRE			2	100%	2
ADVANCED MEDICAL CARE			2	100%	2
ADVENT HEALTH CENTRA CARE: WATERFORD LAKES			2	100%	2
NEW YORK STATE ELR - BRONX LEBANON HOSPITAL-MEDICAL CENTER		2			2
COMPUNET CLINICAL LAB			1	100%	1
WEST PACIFIC MEDICAL LABORATORY			1	100%	1
TALLAHASSEE MEMORIAL HOSPITAL/MICROBIOLOGY LAB			1	100%	1
QUEST - HOUSTON LAB			1	100%	1
HEART OF FLORIDA HMA			1	100%	1
DOCS URGENT CARE			1	100%	1
CAROLINAS HEALTHCARE SYSTEM LAB			1	100%	1
COLORADO DEPARTMENT OF HEALTH LABORATORY SERVICES DIVISION			1	100%	1
ORMOND BEACH CENTRA CARE			1	100%	1
PRISMA HEALTH TUOMEY LABORATORY			1	100%	1
PHAROS HEALTH			1	100%	1
AMMON LABS			1	100%	1
WELLINGTON WEST 100176			1	100%	1
TANNER MEDICAL CENTER EAST AL		1			1
BARDMOOR LABORATORY			1	100%	1
WASHINGTON STATE DEPARTMENT OF HEALTH PUBLIC HEALTH LABORATORIES			1	100%	1
LEESBURG REGIONAL MEDICAL CENTER		1			1
VA HOSPITAL			1	100%	1
VA GREATER LOS ANGELES HEALTH CARE SYSTEM			1	100%	1
ST. MARY MEDICAL CENTER		1			1
KETTERING HEALTH			1	100%	1
KANSAS DEPARTMENT OF HEALTH			1	100%	1
LAB CORP PHOENIX			1	100%	1
UAB			1	100%	1
SOUTHWEST REGIONAL PCR LABORATORY			1	100%	1
UNIVERSITY LAB			1	100%	1
WEST VIRGINIA UNIVERSITY HOSPITALS			1	100%	1
REDITUS LABORATORIES			1	100%	1
PARKWAY REGIONAL MEDICAL CENTER LAB			1	100%	1
WOODHULL MEDICAL AND MENTAL HEALTH CTR		1			1
CORAL GABLES HOSPITAL			1	100%	1
CBC LAB			1	100%	1
CQUENTIA NGS, LLC			1	100%	1
HIGHLANDS CLINICAL LABORATORY			1	100%	1
JRS LABORATORY			1	100%	1
VIRACOR			1	100%	1

Coronavirus: testing by laboratory

Data through Jul 2, 2020 verified as of Jul 3, 2020 at 09:25 AM

Data in this report are provisional and subject to change.

The numbers in the table below represent the number for whom test results were received by the Department of Health. A person can be tested by more than one laboratory and can have both positive and negative results. **Therefore, the sum of the numbers in each column will be larger than the total number of people tested.**

Reporting lab	Inconclusive	Negative	Positive	Percent positive	Total
UNITED HEALTHCARE			1	100%	1
CENTRA CARE CONWAY			1	100%	1
FLORIDA HEALTH CARE PLANS			1	100%	1
OHIO DEPARTMENT OF HEALTH			1	100%	1
BAPTIST ER TOWN CTR			1	100%	1
WELLNOW URGENT CARE		1			1
ERIE COUNTY MEDICAL CTR CLINICAL LABS		1			1
WATAUGA MEDICAL CENTER			1	100%	1
RIVERVIEW REGIONAL MEDICAL CENTER		1			1
UNIVERSITY OF MISSOURI HEALTH CARE			1	100%	1
SUNY AT STONY BROOK			1	100%	1
UTMB PATHOLOGY CLINICAL SERVICES LABORATORY			1	100%	1
DOCTOR'S MEMORIAL HOSPITAL			1	100%	1
ST. LUKE'S HOSPITAL - BETHLEHEM CAMPUS		1			1
EDGAR PRICE FAMILY & CHILDREN HEALTHCARE CENTER			1	100%	1
UNIVERSITY HOSPITAL OF BROOKLYN		1			1
QUEST ELR		1			1
PECONIC BAY MEDICAL CENTER LABORATORY			1	100%	1
PEDIATRIC HEALTHCARE ALLIANCE			1	100%	1
WARD MEMORIAL HOSPITAL		1			1
SHANDS AT LAKE SHORE LAB			1	100%	1
COLLIER COUNTY HEALTH DEPT.			1	100%	1
TRINITAS REGIONAL MEDICAL CENTER			1	100%	1
US LABORATORIES			1	100%	1
SOUTH GEORGIA MEDICAL CENTER			1	100%	1
PERDIDO URGENT CARE			1	100%	1
HEALTH NETWORK LABORATORIES		1			1
SELECT REFERENCE LABORATORIES, LLC			1	100%	1
FLORIDA HOSPITAL KISSIMMEE			1	100%	1
NEW YORK STATE ELR - NEW YORK CITY DEPARTMENT OF HEALTH & MENTAL		1			1
XPRESS WELLNESS URGENT CARE			1	100%	1
COASTAL LABORATORIES			1	100%	1
NORTHSHORE UNIVERSITY HEALTHSYSTEM EVANSTON HOSPITAL LAB			1	100%	1
AZALEA HEALTH			1	100%	1
EXCEL URGENT CARE OF NJ			1	100%	1
OHIO DEPARTMENT OF HEALTH LABORATORY		1			1
SCIENCE CARE			1	100%	1
TIMPANOGOS REGIONAL HOSPITAL			1	100%	1
HEALTH FIRST IBM-UX			1	100%	1
GRAND VIEW HOSPITAL			1	100%	1
INDIAN RIVER CLINICAL LABORATORY, INC.		1			1
ONEIDA HEALTHCARE CENTER		1			1
INTERMOUNTAIN MEDICAL CENTER			1	100%	1
SPRING HILL REGIONAL HOSPITAL			1	100%	1
COMMONWEALTH OF MASSACHUSETTS			1	100%	1
GENETRAIT LABORATORIES			1	100%	1
SMITH KLINE			1	100%	1

Coronavirus: testing by laboratory

Data through Jul 2, 2020 verified as of Jul 3, 2020 at 09:25 AM

Data in this report are provisional and subject to change.

The numbers in the table below represent the number for whom test results were received by the Department of Health. A person can be tested by more than one laboratory and can have both positive and negative results. **Therefore, the sum of the numbers in each column will be larger than the total number of people tested.**

Reporting lab	Inconclusive	Negative	Positive	Percent positive	Total
SONIC REFERENCE LABORATORY			1	100%	1
OHIO STATE UNIVERSITY MEDICAL CENTER			1	100%	1
MIAMI CANCER INSTITUTE			1	100%	1
Lourdes Hospital			1	100%	1
MHS LAB		1			1
MOLECULAR DIAGNOSTICS			1	100%	1
MEDICAL CENTER ENTERPRISE			1	100%	1
NORTHSIDE HOSPITAL DULUTH			1	100%	1
NORTHWEST FL COMM HOSP			1	100%	1
NEW YORK STATE ELR - NEW YORK PRESBYTERIAN-LOWER MANHATTAN		1			1
NORTH RIVER FAMILY HEALTH CENTER			1	100%	1
NEW YORK STATE ELR - MONTEFIORE MEDICAL CENTER LABORATORIES - WEILER			1	100%	1
STATEN ISLAND UNIVERSITY HOSPITAL SEGUINE AVE		1			1
MEDICAL CLINIC OF HOUSTON			1	100%	1
RIVERSIDE METHODIST HOSPITAL LAB			1	100%	1
MEDSTAR HARBOR HOSPITAL			1	100%	1
PIEDMONT HOSPITAL LAB			1	100%	1
PRIVA PATH LABS			1	100%	1
LABCORP KANSAS CITY			1	100%	1
ST VINCENT'S CHILTON		1			1
LAKEVIEW REGIONAL HOSPITAL			1	100%	1
SIGNATURE CARE PFLUGERVILLE			1	100%	1
MANATEE PEDIATRICS			1	100%	1
PHYSICIANS STAT			1	100%	1
UW HOSPITAL AND CLINICS			1	100%	1
WOLFSON (USE BAPTIST)			1	100%	1
CHARLOTTE CHD PORT CHARLOTTE		1			1
SUNY UPSTATE MEDICAL UNIVERSITY			1	100%	1
THE CHILDREN'S HOSPITAL OF PHILADELPHIA		1			1
BEAUFORT MEMORIAL			1	100%	1
PEACHEALTH LABORATORIES		1			1
BEAUMONT HOSPITAL, GROSSE POINTE			1	100%	1
NEW YORK STATE ELR - WESTCHESTER MEDICAL CENTER		1			1
NORTH FLORIDA/SOUTH GEORGA VETERANS HEALTH SYSTEM			1	100%	1
MARION COUNTY HEALTH DEPARTMENT			1	100%	1
LABCORP HOUSTON			1	100%	1
HAWAII DEPARTMENT OF HEALTH LAB			1	100%	1
LEESBURG FAMILY MEDICINE		1			1
KETTERING MEDICAL CENTER			1	100%	1
LOYOLA UNIVERSITY MEDICAL CENTER LABORATORY			1	100%	1
DOH			1	100%	1
DICKERT			1	100%	1
ECLRS			1	100%	1
ACCESS HEALTH CARE PHYSICIANS			1	100%	1
AFC URGENT CARE			1	100%	1
MONTANA DEPARTMENT OF PUBLIC HEALTH & HUMAN SERVICES			1	100%	1
NEW YORK STATE ELR - LABORATORY ALLIANCE OF CENTRAL NEW		1			1

Coronavirus: testing by laboratory

Data through Jul 2, 2020 verified as of Jul 3, 2020 at 09:25 AM

Data in this report are provisional and subject to change.

The numbers in the table below represent the number for whom test results were received by the Department of Health. A person can be tested by more than one laboratory and can have both positive and negative results. **Therefore, the sum of the numbers in each column will be larger than the total number of people tested.**

Reporting lab	Inconclusive	Negative	Positive	Percent positive	Total
NEW YORK STATE ELR - ERIE COUNTY MEDICAL CTR CLINICAL LABS		1			1
DALLAS MEDICAL CENTER			1	100%	1
CHATSWORTH ASSISTED LIVING COMMUNITY AT PGA NATIONAL			1	100%	1
BIODORON LABORATORIES			1	100%	1
INTERMARKET FACILITY			1	100%	1
JEFFERSON COUNTY HEALTH DEPARTMENT-MONTICELLO		1			1
HEALTHLINK DIAGNOSTIC LABORATORIES			1	100%	1
Mt Sinai Aventura			1	100%	1
HANCOCK REGIONAL HOSPITAL		1			1
BAYCARE ALLIANT HOSPITAL			1	100%	1
BAY CARE LAB SERVICES/ST. ANTHONY'S HOSPITAL			1	100%	1
ANNE BATES LEACH EYE HOSPITAL/ ABLEH MICROBIOLOGY LABORATORY		1			1
GUTHRIE MEDICAL GROUP LABORATORIES		1			1
GENESIS LABORATORY MANAGEMENT			1	100%	1
GIFFORD MEMORIAL HOSPITAL		1			1
NEW YORK STATE ELR - LONG ISLAND JEWISH VALLEY STREAM		1			1
LAKEWOOD RANCH ER 24/7			1	100%	1
ACCESSLAB		1			1
ADVENTHEALTH CENTRA CARE ORMOND BEACH			1	100%	1
JOHNS HOPKINS MEDICAL LABS			1	100%	1
GARCIA CLINICAL LABORATORY		1			1
CATHOLIC HEALTH SYSTEM DEPT LABORATORY		1			1
CAROMONT HEALTH			1	100%	1
BLOOD SYSTEMS LABORATORIES			1	100%	1
BAYCARE OUTREACH LAB			1	100%	1
BIRMINGHAM VAMC		1			1
BAYCARE MEDICAL GROUP INC			1	100%	1
FULGENT GENETICS			1	100%	1
FLORIDA DEPARTMENT OF HEALTH PALM BEACH COUNTY			1	100%	1
DELAWARE DIAGNOSTICS LABS			1	100%	1
BOZEMAN HEALTH DEACONESS HOSPITAL		1			1
LABCORP - ORLANDO		1			1
TEXAS DEPARTMENT OF STATE HEALTH SERVICES			1	100%	1
THE HEART HOSPITAL BAYLOR PLANO			1	100%	1
JOHN HOPKINS MEDICAL LABORATORIES		1			1
LABCORP - HOLLYWOOD			1	100%	1
JOHNS HOPKINS MEDICAL LABORATORIES			1	100%	1
INTERLAB		1			1
Viracor Eurofins			1	100%	1
URGENT CARE WEST CLINIC			1	100%	1
TIEHH BIOTERRORISM RESPONSE LAB			1	100%	1
UNITED CLINICAL LABORATORIES			1	100%	1
State Lab Unspecifd			1	100%	1
ROBERT WOOD JOHNSON HOSPITAL			1	100%	1
LEGACY LABORATORY SERVICES			1	100%	1
RIVIERA BEACH HEALTH CENTER LAB			1	100%	1
MARYLAND DEPARTMENT OF HEALTH AND MENTAL HYGIENE			1	100%	1

Coronavirus: testing by laboratory

Data through Jul 2, 2020 verified as of Jul 3, 2020 at 09:25 AM

Data in this report are provisional and subject to change.

The numbers in the table below represent the number for whom test results were received by the Department of Health. A person can be tested by more than one laboratory and can have both positive and negative results. **Therefore, the sum of the numbers in each column will be larger than the total number of people tested.**

Reporting lab	Inconclusive	Negative	Positive	Percent positive	Total
MARINER'S HOSPITAL			1	100%	1
SOUTHEAST GEORGIA HEALTH SYSTEM			1	100%	1
ST FRANCIS			1	100%	1
LABCORP LAFAYETTE		1			1
SAMARITAN MEDICAL CENTER		1			1
SKY RIDGE MEDICAL CENTER - MICRO			1	100%	1
WILMINGTON VA MEDICAL CENTER			1	100%	1
SENTARA NORFOLK GENERAL HOSPITAL CENTRAL LAB			1	100%	1
SPECIALITY LABORATORIES,INC		1			1
SANFORD REGIONAL HOSPITAL WORTHINGTON		1			1
BMC/JACSONVILLE		1			1
MAGNOLIA ADULT, LLC			1	100%	1
TAMPA		1			1
LABCORP-PORT ST.LUCIE		1			1
TAMIAMI LAB MILLENIUM			1	100%	1
LATE HOURS URGENT CARE			1	100%	1
STANLY REGIONAL MEDICAL CENTER			1	100%	1
PPD			1	100%	1
NAVAL HOSPITAL OF JACKSONVILLE			1	100%	1
DHEC - S.C PUBLIC HEALTH LAB			1	100%	1
DUKE HEALTH REGIONAL HOSPITAL			1	100%	1
WUESTHOFF MEDICAL CENTER-MELBOURNE			1	100%	1
FALMOUTH BY THE SEA			1	100%	1
ONSLOW MEMORIAL HOSPITAL LABORATORY		1			1
POARCH BANC CREEK INDIANS TRIBAL HEALTH DEPARTMENT			1	100%	1
CLEVELAND CLINIC OHIO LABORATORIES			1	100%	1
NEW YORK STATE ELR - AUBURN COMMUNITY HOSPITAL		1			1
NEW YORK STATE ELR - BELLEVUE HOSPITAL CENTER DEPARTMENT		1			1
MISSOURI DEPARTMENT OF HEALTH AND SENIOR SERVICES - STATE PH LAB		1			1
CENTRA CARE - WATERFORD LAKES			1	100%	1
PREMIER MEDICAL LABORATORY			1	100%	1
CFCH - FROSTPROOF			1	100%	1
PEDIATRIC ASSOCIATES - JACKSONVILLE			1	100%	1
PHELPS HOSPITAL LABORATORY		1			1
CALIFORNIA PUBLIC HEALTH LABORATORY			1	100%	1
REGIONAL MEDICAL LABORATORY			1	100%	1
QUEST DIAGNOSTICS-OCALA-SE 3RD		1			1
QUEST DIAGNOSTIC INC TECHINICAL			1	100%	1
CELEBRATION HOSPITAL			1	100%	1
Covance Central Laboratory			1	100%	1
MIDMICHIGAN MEDICAL CENTER			1	100%	1
HOLY NAME MEDICAL CENTER		1			1
HOUSTON HEALTH DEPARTMENT - BUREAU OF LABORATORY SERVICES			1	100%	1
TUFTS MEDICAL CENTER			1	100%	1
WILLIAM A HINTON STATE LABORATORY INSTITUTE			1	100%	1
NORTH BROWARD MEDICAL CENTER			1	100%	1
NOT GIVEN			1	100%	1

Coronavirus: testing by laboratory

Data through Jul 2, 2020 verified as of Jul 3, 2020 at 09:25 AM

Data in this report are provisional and subject to change.

The numbers in the table below represent the number for whom test results were received by the Department of Health. A person can be tested by more than one laboratory and can have both positive and negative results. **Therefore, the sum of the numbers in each column will be larger than the total number of people tested.**

Reporting lab	Inconclusive	Negative	Positive	Percent positive	Total
FLORIDA HOSPITAL ALTAMONTE			1	100%	1
NAVAL BRANCH MEDICAL CLINIC			1	100%	1
FORT SANDERS REGIONAL LABORATORY		1			1
REMISE OCCUPATIONAL HEALTH SOLUTIONS INC			1	100%	1
ALLIANCE LABS @LRMC			1	100%	1
MONTEFIORE NYACK HOSPITAL AFFILIATED LABORATORY		1			1
MEMORIAL HERMANN CONSOLIDATED LABORATORY SERVICES			1	100%	1
ALVERNO CLINICAL LABORATORIES			1	100%	1
URGENT CARE TCMA			1	100%	1
NOVANT HEALTH INPATIENT CARE			1	100%	1
NEW YORK PRESBYTERIAN - ALLEN HOSPITAL		1			1
NEWYORK-PRESBYTERIAN/ LAWRENCE HOSPITAL LABORATORY		1			1
MUNSON MEDICAL CENTER			1	100%	1
NEW YORK STATE ELR - SAMARITAN HOSPITAL LABORATORY		1			1
UNK			1	100%	1
TEN HEALTHCARE			1	100%	1
THE UNIVERSITY OF VERMONT MEDICAL CENTER		1			1
ARNOT OGDEN MEDICAL CENTER LABORATORY		1			1
BAYFRONT HEALTH PORT CHARLOTTE			1	100%	1
ST. JOSEPH'S HOSPITAL NORTH			1	100%	1
UNIVERSITY OF MIAMI			1	100%	1
ARNOLD PALMER HOSPITAL LABORATORY			1	100%	1
UNIVERSITY OF FLORIDA			1	100%	1
THOMAS LANGLEY			1	100%	1
UF KANAPAHA LAB BEAKER		1			1
Total	4768	2,279,841	228,506	9%	2,513,115