

Coronavirus: summary of persons being monitored, persons under investigation, and cases

Data through Jul 5, 2020 verified as of Jul 6, 2020 at 09:25 AM

Data in this report are provisional and subject to change.

Monitored persons: people the Florida Department of Health was notified of for possible monitoring because they are a contact of a case, traveled from China, or were identified by the Centers for Disease Control and Prevention (CDC) as a part of a airline/ship contact investigation

Total reports	80,489
Total persons of high, medium, or unknown risk	76,799
High/medium/unknown risk still being monitored	16,522

Persons tested: includes PCR and antigen test results received by the Department of Health from the state public health laboratory (BPHL), as well as commercial and hospital laboratories

Total tested	2,235,937
Positive	206,447
Negative	2,027,493
Inconclusive	1,997
Awaiting testing	1,516

Cases: people with positive PCR or antigen test result

Total cases	206,447
Florida residents	203,376
Non-Florida residents	3,071

Type of testing	
Florida residents	
Positive by BPHL/CDC	8,117
Positive by commercial/hospital lab	195,259
Non-Florida residents	
Positive by BPHL/CDC	159
Positive by commercial/hospital lab	2,912

Characteristics	
Florida residents hospitalized	16,045
Florida resident deaths	3,778
Non-Florida resident deaths	102

Hospitalized counts include anyone who was hospitalized at some point during their illness. It does not reflect the number of people currently hospitalized.

More information on deaths identified through death certificate data is available on the National Center for Health Statistics website at www.cdc.gov/nchs/nvss/vsrr/COVID19/index.htm.

Risk factors for Florida residents	
Traveled	2,662
Contact with a known case	61,609
Traveled and contact with a known case	2,588
Neither	136,517
No travel and no contact	22,264
Travel is unknown	92,889
Contact is unknown	30,387
Contact is pending	81,740

Travel can be unknown and contact can be unknown or pending for the same case, these numbers will sum to more than the "neither" total.

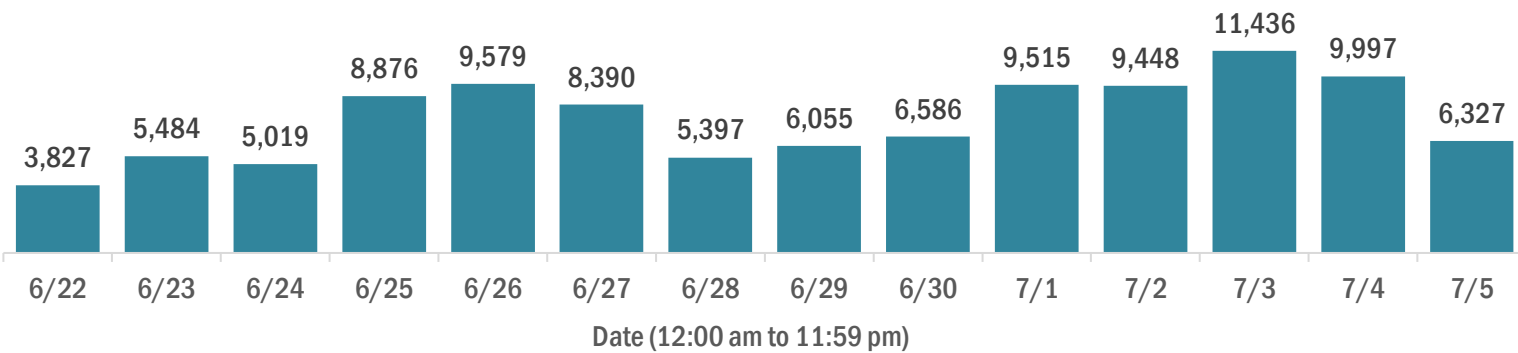
Coronavirus: cases and laboratory testing over time

Data through Jul 5, 2020 verified as of Jul 6, 2020 at 09:25 AM

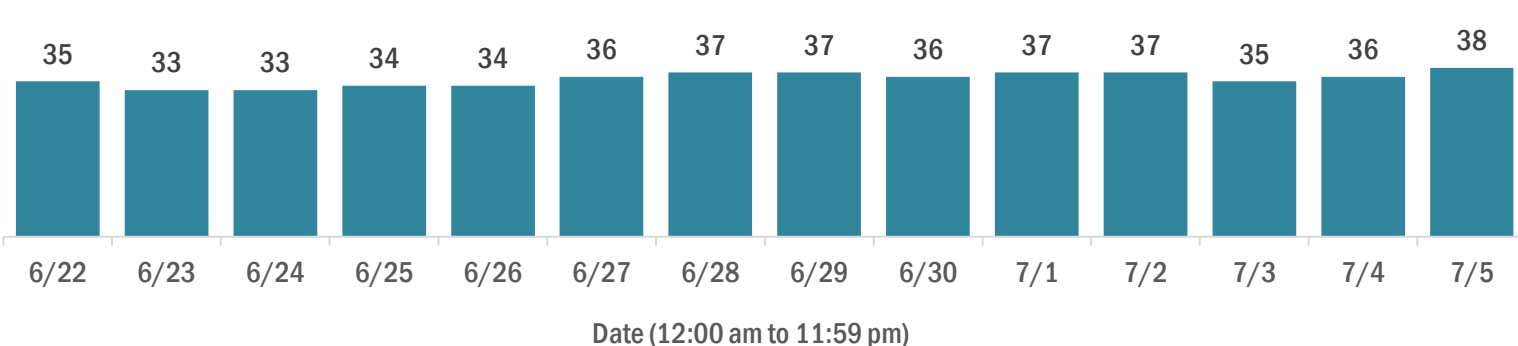
Data in this report are provisional and subject to change.

Cases in Florida residents per day for the past 2 weeks

Number of cases per day



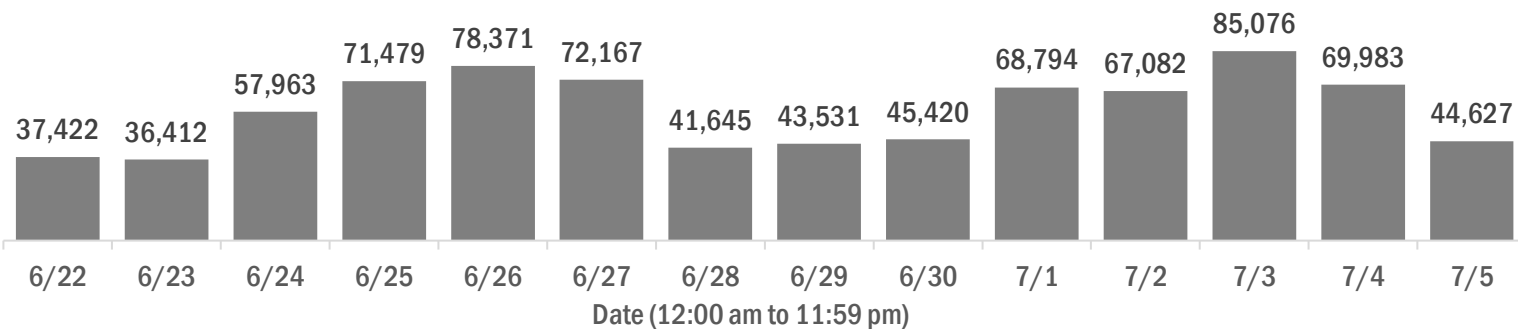
Median age of cases by day



Laboratory testing for Florida residents and non-Florida residents over the past 2 weeks

Number of people tested per day

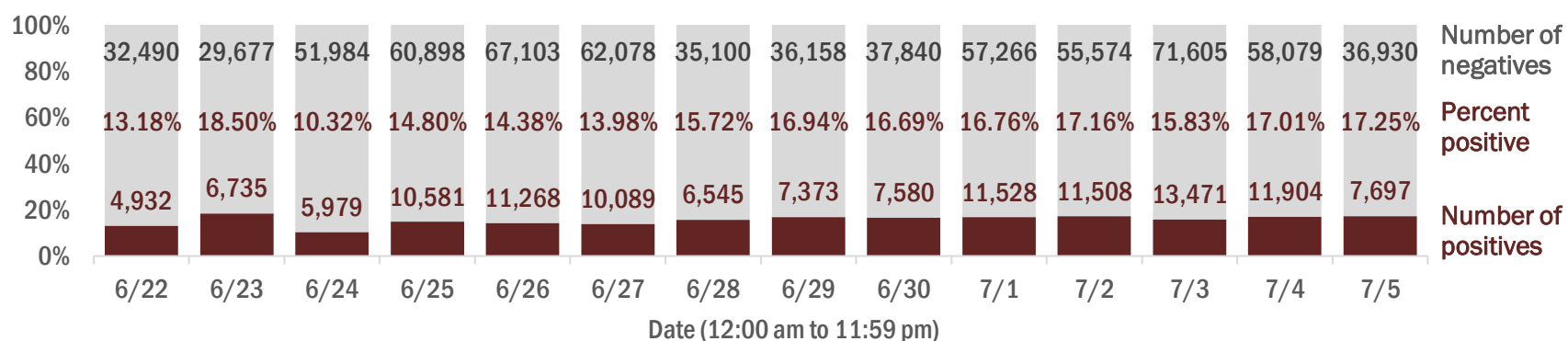
These counts include the number of people for whom the department received PCR or antigen laboratory results by day. People tested on multiple days will be included for each day a new result was received. A person is only counted once for each day they are tested, regardless of whether multiple specimens are tested or multiple results are received.



Number and percent of positive labs

The percent of positive results ranged from 10.32% to 18.50% over the past 2 weeks and was 17.25% yesterday.

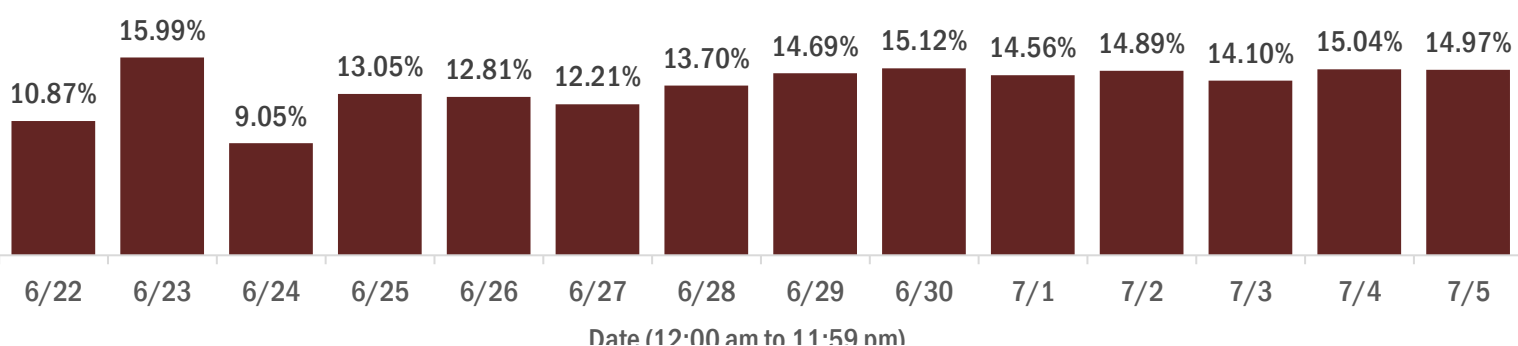
These counts include the number of people for whom the department received PCR or antigen laboratory results by day. People tested on multiple days will be included for each day a new result was received. A person is only counted once for each day they are tested, regardless of whether multiple specimens are tested or multiple results are received. If a person has a positive specimen and a negative specimen in the same day, only the positive result is counted.



Percent positivity for new cases

The percent of positive results ranged from 9.05% to 15.99% over the past 2 weeks and was 14.97% yesterday.

This percent is the number of people who test PCR- or antigen-positive for the first time divided by all the people tested that day, excluding people who have previously tested positive.



Coronavirus: characteristics of 203,376 Florida resident cases

Data through Jul 5, 2020 verified as of Jul 6, 2020 at 09:25 AM

Data in this report are provisional and subject to change.

Age group	Cases		Hospitalizations		Deaths	
0-4 years	3,224	2%	73	0%	0	0%
5-14 years	6,623	3%	60	0%	1	0%
15-24 years	32,996	16%	388	2%	7	0%
25-34 years	42,305	21%	993	6%	21	1%
35-44 years	32,987	16%	1,488	9%	69	2%
45-54 years	30,902	15%	2,159	13%	149	4%
55-64 years	24,774	12%	2,778	17%	342	9%
65-74 years	14,852	7%	3,085	19%	784	21%
75-84 years	8,829	4%	2,804	17%	1,056	28%
85+ years	5,561	3%	2,217	14%	1,349	36%
Unknown	323	0%	0	0%	0	0%
Total	203,376		16,045		3,778	

Gender	Cases	
Male	100,036	49%
Female	102,441	50%
Unknown	899	0%
Total	203,376	

Ethnicity	Cases		Hospitalizations		Deaths	
Hispanic	55,824	27%	5,567	35%	977	26%
Non-Hispanic	69,158	34%	9,673	60%	2,544	67%
Unknown	78,394	39%	805	5%	257	7%
Total	203,376		16,045		3,778	

Race, ethnicity	Cases		Hospitalizations		Deaths	
White	83,320	41%	9,578	60%	2,594	69%
Hispanic	39,089	19%	4,112	26%	794	21%
Non-Hispanic	37,112	18%	5,192	32%	1,693	45%
Unknown ethnicity	7,119	4%	274	2%	107	3%
Black	31,278	15%	4,232	26%	787	21%
Hispanic	1,534	1%	212	1%	25	1%
Non-Hispanic	26,511	13%	3,917	24%	737	20%
Unknown ethnicity	3,233	2%	103	1%	25	1%
Other	17,692	9%	1,757	11%	262	7%
Hispanic	10,528	5%	1,135	7%	141	4%
Non-Hispanic	4,135	2%	525	3%	104	3%
Unknown ethnicity	3,029	1%	97	1%	17	0%
Unknown race	71,086	35%	478	3%	135	4%
Hispanic	4,673	2%	108	1%	17	0%
Non-Hispanic	1,400	1%	39	0%	10	0%
Unknown ethnicity	65,013	32%	331	2%	108	3%
Total	203,376		16,045		3,778	

Hospitalization counts include anyone who was hospitalized at some point during their illness. It does not reflect the number of people currently hospitalized. **Other race** includes any person with a race of American Indian/Alaskan native, Asian, native Hawaiian/Pacific Islander, or other.

Coronavirus: deaths in Florida residents and staff of long-term care facilities

Data through Jul 5, 2020 verified as of Jul 6, 2020 at 09:25 AM

Data in this report are provisional and subject to change.

For current cases in residents or staff of long-term care facilities, please visit: <https://floridahealthcovid19.gov/>

County	Deaths	Percentage	County	Deaths	Percentage	County	Deaths	Percentage
Dade	529	27%	Indian River	9	0%	Levy	1	0%
Palm Beach	235	12%	Osceola	9	0%	Monroe	1	0%
Broward	167	9%	Walton	9	0%	Nassau	1	0%
Pinellas	149	8%	Orange	8	0%	St. Johns	1	0%
Lee	119	6%	Seminole	8	0%	Sumter	1	0%
Hillsborough	99	5%	Calhoun	6	0%	Total	1,950	
Manatee	87	4%	Lake	5	0%			
Polk	72	4%	Gadsden	4	0%			
Sarasota	63	3%	Jefferson	4	0%			
Charlotte	49	3%	Leon	4	0%			
Collier	39	2%	Okaloosa	4	0%			
Escambia	36	2%	Baker	3	0%			
Volusia	36	2%	Brevard	3	0%			
Duval	34	2%	Madison	3	0%			
St. Lucie	28	1%	Marion	3	0%			
Clay	24	1%	Bradford	2	0%			
Suwannee	20	1%	Putnam	2	0%			
Hendry	18	1%	Citrus	1	0%			
Martin	14	1%	Columbia	1	0%			
Pasco	14	1%	Desoto	1	0%			
Washington	12	1%	Hardee	1	0%			
Alachua	10	1%	Hernando	1	0%			

Note: cases are summarized by the county of usual residence. Residents and staff may be cases associated with facilities that are not in their county of usual residence, resulting in cases being included below for counties that do not have facilities with known cases.

Coronavirus: characteristics of 206,447 cases

Data through Jul 5, 2020 verified as of Jul 6, 2020 at 09:25 AM

Data in this report are provisional and subject to change.

Tables below include cases in Florida residents and non-Florida residents.

All 67 Florida counties have cases:

County	FL resident		Non-FL resident	Total
Dade	48,423	24%	569	48,992
Broward	21,516	11%	340	21,856
Palm Beach	17,082	8%	160	17,242
Hillsborough	14,583	7%	94	14,677
Orange	14,152	7%	255	14,407
Duval	9,366	5%	121	9,487
Pinellas	8,685	4%	74	8,759
Lee	7,515	4%	146	7,661
Polk	5,451	3%	21	5,472
Collier	4,987	2%	89	5,076
Manatee	3,758	2%	27	3,785
Seminole	3,416	2%	14	3,430
Osceola	3,003	1%	65	3,068
Escambia	2,507	1%	435	2,942
Pasco	2,835	1%	15	2,850
Volusia	2,786	1%	18	2,804
Brevard	2,574	1%	17	2,591
Martin	2,406	1%	16	2,422
St. Lucie	2,252	1%	12	2,264
Sarasota	2,152	1%	39	2,191
Lake	1,871	1%	19	1,890
Leon	1,824	1%	46	1,870
Alachua	1,606	1%	30	1,636
St. Johns	1,360	1%	23	1,383
Hendry	1,101	1%		1,101
Clay	1,013	0%	4	1,017
Marion	981	0%	5	986
Indian River	941	0%	12	953
Charlotte	932	0%	3	935
Okaloosa	901	0%	16	917
Santa Rosa	894	0%	8	902
Desoto	752	0%		752
Bay	710	0%	34	744
Suwannee	615	0%	15	630
Hernando	550	0%	7	557

County	FL resident		Non-FL resident	Total
Putnam	548	0%	2	550
Hardee	502	0%	7	509
Gadsden	464	0%	4	468
Okeechobee	437	0%	2	439
Sumter	432	0%	4	436
Highlands	413	0%	3	416
Jackson	402	0%	9	411
Citrus	399	0%		399
Flagler	383	0%	9	392
Hamilton	386	0%	3	389
Monroe	363	0%	17	380
Columbia	361	0%	3	364
Nassau	312	0%	13	325
Walton	290	0%	34	324
Madison	250	0%	5	255
Liberty	244	0%		244
Unknown	46	0%	184	230
Levy	208	0%	3	211
Holmes	196	0%	3	199
Glades	188	0%		188
Washington	118	0%	3	121
Gilchrist	116	0%		116
Baker	106	0%		106
Taylor	99	0%	2	101
Calhoun	97	0%		97
Bradford	95	0%		95
Wakulla	87	0%	3	90
Union	89	0%		89
Dixie	80	0%		80
Jefferson	63	0%	2	65
Gulf	48	0%	6	54
Lafayette	40	0%		40
Franklin	14	0%	1	15
Total	203,376		3,071	206,447

Coronavirus: characteristics of 203,376 Florida resident cases

Data through Jul 5, 2020 verified as of Jul 6, 2020 at 09:25 AM

Data in this report are provisional and subject to change.

The table below includes the cities and counties of residence for cases in Florida residents based on the patient's ZIP Code.

Note that city is not always received as part of the initial notification and may be missing while the case is being investigated.

City and county	Cases
Miami, Dade	29,557
Orlando, Orange	10,746
Tampa, Hillsborough	9,278
Jacksonville, Duval	8,607
Hialeah, Dade	6,856
Fort Lauderdale, Broward	4,794
Hollywood, Broward	4,530
West Palm Beach, Palm Beach	4,071
Saint Petersburg, Pinellas	4,022
Homestead, Dade	3,373
Fort Myers, Lee	3,310
Naples, Collier	3,071
Bradenton, Manatee	2,601
Lake Worth, Palm Beach	2,446
Pompano Beach, Broward	2,424
Kissimmee, Osceola	2,384
Pensacola, Escambia	2,204
Boca Raton, Palm Beach	1,902
Tallahassee, Leon	1,800
Lakeland, Polk	1,707
Sarasota, Sarasota	1,598
Immokalee, Collier	1,591
Cape Coral, Lee	1,549
Lehigh Acres, Lee	1,544
Miami Beach, Dade	1,539
Clearwater, Pinellas	1,517
Boynton Beach, Palm Beach	1,516
Miramar, Broward	1,481
Port Saint Lucie, St. Lucie	1,438
Gainesville, Alachua	1,342
Miami Gardens, Dade	1,268
Stuart, Martin	1,180
Winter Haven, Polk	1,173
Delray Beach, Palm Beach	1,106
Opa Locka, Dade	1,024
Lake Worth Beach, Palm Beach	941
Brandon, Hillsborough	923
Riverview, Hillsborough	881
Jupiter, Palm Beach	852
Largo, Pinellas	851
Coral Springs, Broward	817
Apopka, Orange	783
Fort Pierce, St. Lucie	769
Plant City, Hillsborough	769
Indiantown, Martin	767
Missing, Broward	754
North Miami Beach, Dade	740
Melbourne, Brevard	727
Sanford, Seminole	710
Sunrise, Broward	703
New Port Richey, Pasco	701
Davie, Broward	684
Ocala, Marion	676
Arcadia, Desoto	654
Winter Park, Orange	633
Doral, Dade	626
Saint Augustine, St. Johns	626
Deerfield Beach, Broward	625
Belle Glade, Palm Beach	615

Coronavirus: characteristics of 203,376 Florida resident cases

Data through Jul 5, 2020 verified as of Jul 6, 2020 at 09:25 AM

Data in this report are provisional and subject to change.

The table below includes the cities and counties of residence for cases in Florida residents based on the patient's ZIP Code.

Note that city is not always received as part of the initial notification and may be missing while the case is being investigated.

City and county	Cases
Daytona Beach, Volusia	612
Royal Palm Beach, Palm Beach	606
Clewiston, Hendry	603
Vero Beach, Indian River	596
Palmetto, Manatee	593
Oviedo, Seminole	588
North Miami, Dade	571
Florida City, Dade	566
Palm Beach Gardens, Palm Beach	564
Altamonte Springs, Seminole	557
Winter Garden, Orange	542
Plantation, Broward	541
Live Oak, Suwannee	535
Port Charlotte, Charlotte	534
Clermont, Lake	521
Palm Bay, Brevard	509
Saint Cloud, Osceola	504
Tamarac, Broward	490
Bonita Springs, Lee	486
Deland, Volusia	485
Panama City, Bay	480
Orange Park, Clay	468
Deltona, Volusia	466
Margate, Broward	465
Ocoee, Orange	462
Land O Lakes, Pasco	456
Wesley Chapel, Pasco	447
Seminole, Pinellas	446
Palm Harbor, Pinellas	443
Okeechobee, Okeechobee	432
Davenport, Polk	423
Pinellas Park, Pinellas	419
Coral Gables, Dade	419
Longwood, Seminole	415
Wellington, Palm Beach	412
Hallandale, Broward	397
Lutz, Hillsborough	389
Coconut Creek, Broward	386
Ruskin, Hillsborough	381
North Lauderdale, Broward	381
Jacksonville Beach, Duval	376
Labelle, Hendry	373
Milton, Santa Rosa	371
Weston, Broward	370
Pembroke Pines, Broward	360
Casselberry, Seminole	359
Windermere, Orange	357
Fort Walton Beach, Okaloosa	345
Missing, Palm Beach	345
Cocoa, Brevard	343
Valrico, Hillsborough	340
Oakland Park, Broward	339
Lake City, Columbia	335
Spring Hill, Hernando	329
Lake Mary, Seminole	327
Wimauma, Hillsborough	317
Palatka, Putnam	311
Aventura, Dade	311
Quincy, Gadsden	311

Coronavirus: characteristics of 203,376 Florida resident cases

Data through Jul 5, 2020 verified as of Jul 6, 2020 at 09:25 AM

Data in this report are provisional and subject to change.

The table below includes the cities and counties of residence for cases in Florida residents based on the patient's ZIP Code.

Note that city is not always received as part of the initial notification and may be missing while the case is being investigated.

City and county	Cases
Palm Coast, Flagler	310
Punta Gorda, Charlotte	306
Tavares, Lake	303
Jasper, Hamilton	298
Bartow, Polk	296
South Miami, Dade	292
Winter Springs, Seminole	290
South Bay, Palm Beach	288
Haines City, Polk	280
Pahokee, Palm Beach	274
Missing, Dade	268
Maitland, Orange	266
Miami Lakes, Dade	258
North Fort Myers, Lee	247
North Port, Sarasota	245
Leesburg, Lake	243
Ponte Vedra Beach, St. Johns	242
Wauchula, Hardee	236
Bristol, Liberty	231
Tarpon Springs, Pinellas	229
Seffner, Hillsborough	228
Ormond Beach, Volusia	228
Port Richey, Pasco	222
Kissimmee, Polk	220
Middleburg, Clay	216
Missing, Collier	216
Fellsmere, Indian River	216
Zephyrhills, Pasco	215
Loxahatchee, Palm Beach	214
Auburndale, Polk	207
Dunedin, Pinellas	203
Lake Wales, Polk	198
Polk City, Polk	196
Riviera Beach, Palm Beach	196
Dade City, Pasco	194
Cantonment, Escambia	192
Lantana, Palm Beach	192
Port Orange, Volusia	190
Hudson, Pasco	189
Gulf Breeze, Santa Rosa	186
Palm City, Martin	184
Orange City, Volusia	182
Bonifay, Holmes	182
Eustis, Lake	181
Merritt Island, Brevard	180
Saint Johns, St. Johns	179
Mulberry, Polk	178
Sebring, Highlands	175
Sneads, Jackson	175
Odessa, Hillsborough	175
Moore Haven, Glades	174
Holiday, Pasco	172
Green Cove Springs, Clay	171
Crestview, Okaloosa	166
Esterro, Lee	164
Brooksville, Hernando	163
Lauderhill, Broward	162
Titusville, Brevard	162
Venice, Sarasota	161

Coronavirus: characteristics of 203,376 Florida resident cases

Data through Jul 5, 2020 verified as of Jul 6, 2020 at 09:25 AM

Data in this report are provisional and subject to change.

The table below includes the cities and counties of residence for cases in Florida residents based on the patient's ZIP Code.

Note that city is not always received as part of the initial notification and may be missing while the case is being investigated.

City and county	Cases
Dover, Hillsborough	161
Missing, Hillsborough	159
Wilton Manors, Broward	156
Cooper City, Broward	155
Frostproof, Polk	155
Hobe Sound, Martin	154
Dania, Broward	154
Atlantic Beach, Duval	150
Rockledge, Brevard	149
Bushnell, Sumter	148
Debary, Volusia	148
Madison, Madison	147
Destin, Okaloosa	147
Navarre, Santa Rosa	144
Parrish, Manatee	143
Sarasota, Manatee	143
Fernandina Beach, Nassau	142
Gibsonton, Hillsborough	141
Pinecrest, Dade	138
Missing, Orange	135
The Villages, Sumter	133
Palm Springs, Palm Beach	131
Avon Park, Highlands	131
Key West, Monroe	130
Lauderdale Lakes, Broward	130
Oldsmar, Pinellas	128
Apollo Beach, Hillsborough	126
Defuniak Springs, Walton	126
Marianna, Jackson	125
Missing, Duval	124
Key Biscayne, Dade	122
Fleming Island, Clay	122
Groveland, Lake	121
Bowling Green, Hardee	118
Panama City Beach, Bay	117
Fort Meade, Polk	117
Mount Dora, Lake	116
New Smyrna Beach, Volusia	114
Safety Harbor, Pinellas	113
Missing, Polk	113
Ponte Vedra, St. Johns	113
Inverness, Citrus	112
Crescent City, Putnam	106
Missing, Pasco	106
Parkland, Broward	105
North Palm Beach, Palm Beach	105
Ellenton, Manatee	103
Chiefland, Levy	102
Lithia, Hillsborough	101
Missing, Hendry	97
Pace, Santa Rosa	97
Chipley, Washington	95
Alachua, Alachua	93
Missing, Hardee	93
Neptune Beach, Duval	92
Sun City Center, Hillsborough	90
Missing, Lee	89
Santa Rosa Beach, Walton	86
Perry, Taylor	85

Coronavirus: characteristics of 203,376 Florida resident cases

Data through Jul 5, 2020 verified as of Jul 6, 2020 at 09:25 AM

Data in this report are provisional and subject to change.

The table below includes the cities and counties of residence for cases in Florida residents based on the patient's ZIP Code.

Note that city is not always received as part of the initial notification and may be missing while the case is being investigated.

City and county	Cases
Trenton, Gilchrist	85
Sebastian, Indian River	84
Cocoa Beach, Brevard	83
Missing, Desoto	83
Jacksonville, St. Johns	82
Missing, St. Johns	82
Palmetto Bay, Dade	80
Jennings, Hamilton	78
Jensen Beach, Martin	77
Blountstown, Calhoun	77
Niceville, Okaloosa	75
Satellite Beach, Brevard	75
Summerfield, Marion	75
Crawfordville, Wakulla	74
Holly Hill, Volusia	71
Macclenny, Baker	71
Starke, Bradford	70
Thonotosassa, Hillsborough	69
Missing, Brevard	68
Missing, Santa Rosa	67
Missing, Osceola	67
Missing, Madison	67
Clearwater Beach, Pinellas	65
Yulee, Nassau	64
Lynn Haven, Bay	63
Missing, Citrus	63
Crystal River, Citrus	63
Newberry, Alachua	62
Lake Placid, Highlands	62
Key Largo, Monroe	61
Edgewater, Volusia	58
Lake Park, Palm Beach	57
Carol City, Dade	56
Minneola, Lake	56
Myakka City, Manatee	56
Pierson, Volusia	55
Shalimar, Okaloosa	55
Tequesta, Palm Beach	53
Palm Beach, Palm Beach	53
Lake Alfred, Polk	53
Chuluota, Seminole	52
Monticello, Jefferson	52
Callahan, Nassau	51
Belleview, Marion	51
Mary Esther, Okaloosa	51
Missing, Marion	50
Williston, Levy	49
Spring Hill, Pasco	49
Tavernier, Monroe	49
Sorrento, Lake	48
Ave Maria, Collier	48
Englewood, Charlotte	48
Missing, Sarasota	48
Gulfport, Pinellas	48
Mascotte, Lake	48
Dunnellon, Marion	48
Zolfo Springs, Hardee	48
Old Town, Dixie	47
Geneva, Seminole	47

Coronavirus: characteristics of 203,376 Florida resident cases

Data through Jul 5, 2020 verified as of Jul 6, 2020 at 09:25 AM

Data in this report are provisional and subject to change.

The table below includes the cities and counties of residence for cases in Florida residents based on the patient's ZIP Code.

Note that city is not always received as part of the initial notification and may be missing while the case is being investigated.

City and county	Cases
Gotha, Orange	47
West Melbourne, Brevard	47
Marathon, Monroe	46
Missing, Volusia	46
Nokomis, Sarasota	45
Havana, Gadsden	44
Cape Canaveral, Brevard	43
Missing, St. Lucie	42
Trinity, Pasco	42
Marco Island, Collier	42
Lady Lake, Lake	42
Indialantic, Brevard	42
De Leon Springs, Volusia	41
Missing, Seminole	41
Missing, Indian River	41
Homosassa, Citrus	41
Missing, Martin	40
Medley, Dade	39
Fort Myers Beach, Lee	38
Southwest Ranches, Broward	38
Missing, Manatee	37
Missing, Escambia	37
Eagle Lake, Polk	37
Kenneth City, Pinellas	36
Missing, Pinellas	36
Missing, Highlands	35
Lake Butler, Union	35
Midway, Gadsden	35
Montverde, Lake	34
Mayo, Lafayette	34
Interlachen, Putnam	34
Wildwood, Sumter	34
Greenacres, Palm Beach	33
Missing, Hernando	33
Mims, Brevard	33
Molino, Escambia	32
West Miami, Dade	32
Bronson, Levy	32
High Springs, Alachua	31
Raiford, Union	31
Beverly Hills, Citrus	30
Alva, Lee	30
Hilliard, Nassau	30
Rotunda West, Charlotte	30
Lakewood Ranch, Manatee	29
Chattahoochee, Gadsden	29
Flagler Beach, Flagler	29
Zellwood, Orange	29
Missing, Monroe	29
O Brien, Suwannee	29
Missing, Unknown	29
Belle Isle, Orange	29
Cross City, Dixie	28
Seville, Volusia	27
Umatilla, Lake	27
Oxford, Sumter	27
Bunnell, Flagler	27
Englewood, Sarasota	26
Port Saint Joe, Gulf	26

Coronavirus: characteristics of 203,376 Florida resident cases

Data through Jul 5, 2020 verified as of Jul 6, 2020 at 09:25 AM

Data in this report are provisional and subject to change.

The table below includes the cities and counties of residence for cases in Florida residents based on the patient's ZIP Code.

Note that city is not always received as part of the initial notification and may be missing while the case is being investigated.

City and county	Cases
Miramar Beach, Walton	26
East Palatka, Putnam	26
El Portal, Dade	26
South Pasadena, Pinellas	26
Lake Panasoffkee, Sumter	25
Fort White, Columbia	25
Jay, Santa Rosa	25
Missing, Lake	25
Indian Rocks Beach, Pinellas	25
South Daytona, Volusia	24
Coconut Grove, Dade	24
Christmas, Orange	24
Lecanto, Citrus	24
Bal Harbour, Dade	24
Oakland, Orange	23
Biscayne Park, Dade	23
Freeport, Walton	23
Archer, Alachua	23
Melbourne Beach, Brevard	22
Fruitland Park, Lake	22
Hernando, Citrus	22
Hallandale Beach, Broward	22
Gretna, Gadsden	22
Florida Dept Of Corrections, Union	22
Keystone Heights, Clay	21
Citra, Marion	21
Webster, Sumter	21
Surfside, Dade	21
Weeki Wachee, Hernando	20
Dundee, Polk	20
Cutler Bay, Dade	20
Bell, Gilchrist	20
Celebration, Osceola	20
Missing, Leon	20
Missing, Jackson	20
Viera, Brevard	20
Felda, Hendry	20
Osprey, Sarasota	20
Islamorada, Monroe	19
Missing, Okaloosa	19
Baker, Okaloosa	19
Branford, Suwannee	19
Greenwood, Jackson	19
Sanibel, Lee	19
Cottondale, Jackson	18
Sanderson, Baker	18
Citrus Springs, Citrus	18
Indian Harbour Beach, Brevard	18
Howey-In-The-Hills, Lake	17
Canal Point, Palm Beach	17
Dunnellon, Citrus	17
Hawthorne, Alachua	17
Missing, Flagler	17
Melrose, Putnam	16
Greenville, Madison	16
Wewahitchka, Gulf	16
Mcalpin, Suwannee	16
Century, Escambia	16
Hastings, St. Johns	16

Coronavirus: characteristics of 203,376 Florida resident cases

Data through Jul 5, 2020 verified as of Jul 6, 2020 at 09:25 AM

Data in this report are provisional and subject to change.

The table below includes the cities and counties of residence for cases in Florida residents based on the patient's ZIP Code.

Note that city is not always received as part of the initial notification and may be missing while the case is being investigated.

City and county	Cases
Juno Beach, Palm Beach	16
Atlantis, Palm Beach	16
Madeira Beach, Pinellas	15
Satsuma, Putnam	15
Unknown, Orange	15
Hialeah Gardens, Dade	15
Ocklawaha, Marion	15
Fern Park, Seminole	15
San Antonio, Pasco	15
Missing, Nassau	15
Hypoluxo, Palm Beach	15
Sunny Isles Beach, Dade	15
Malabar, Brevard	15
Lee, Madison	15
Grand Island, Lake	14
Lawtey, Bradford	14
Temple Terrace, Hillsborough	14
Center Hill, Sumter	14
Poinciana, Polk	14
Missing, Walton	14
Lauderdale By The Sea, Broward	14
North Bay Village, Dade	14
Missing, Clay	13
Miami Springs, Dade	13
Lake Hamilton, Polk	13
Youngstown, Bay	13
Altha, Calhoun	13
Missing, Gadsden	13
Glen Saint Mary, Baker	13
Big Pine Key, Monroe	12
Bokeelia, Lee	12
Vernon, Washington	12
Carrollwood, Hillsborough	12
Morriston, Levy	12
Osteen, Volusia	12
Ochopee, Collier	12
Babson Park, Polk	12
Princeton, Dade	12
Elkton, St. Johns	12
Pomona Park, Putnam	12
Lake Helen, Volusia	11
Belleair Beach, Pinellas	11
Malone, Jackson	11
Kendall, Dade	11
Grand Ridge, Jackson	11
Coleman, Sumter	11
Yalaha, Lake	11
Silver Springs, Marion	11
West Park, Broward	10
Southport, Bay	10
Missing, Levy	10
Bradenton Beach, Manatee	10
Missing, Gilchrist	10
Haverhill, Palm Beach	10
The Villages, Lake	10
Greensboro, Gadsden	10
Lighthouse Point, Broward	10
Alafaya, Orange	10
Reddick, Marion	10

Coronavirus: characteristics of 203,376 Florida resident cases

Data through Jul 5, 2020 verified as of Jul 6, 2020 at 09:25 AM

Data in this report are provisional and subject to change.

The table below includes the cities and counties of residence for cases in Florida residents based on the patient's ZIP Code.

Note that city is not always received as part of the initial notification and may be missing while the case is being investigated.

City and county	Cases
Missing, Jefferson	9
Graceville, Jackson	9
Sweetwater, Dade	9
Waverly, Polk	9
Waldo, Alachua	9
Missing, Holmes	9
Odessa, Pasco	9
Crystal Beach, Pinellas	9
Bryceville, Nassau	9
Weirsdale, Marion	9
Grant-Valkaria, Brevard	9
Naranja, Dade	9
Eglin Air Force Base, Okaloosa	8
Missing, Bay	8
Village Of Palmetto Bay, Dade	8
Floral City, Citrus	8
Fort Denaud, Hendry	8
Hollister, Putnam	8
Micanopy, Alachua	8
Nocatee, Desoto	8
Holmes Beach, Manatee	8
Belleair, Pinellas	8
Miami Shores, Dade	8
Okahumpka, Lake	8
Patrick Air Force Base, Brevard	8
Oak Hill, Volusia	8
San Mateo, Putnam	8
Alford, Jackson	8
Anthony, Marion	8
White Springs, Hamilton	8
Barefoot Bay, Brevard	7
Golden Beach, Dade	7
Lady Lake, Sumter	7
Edgewood, Orange	7
Bellview, Escambia	7
Reunion, Osceola	7
Steinhatchee, Taylor	7
Singer Island, Palm Beach	7
Fruit Cove, St. Johns	7
Callaway, Bay	7
Bay Harbor Islands, Dade	7
Placida, Charlotte	7
Wellborn, Suwannee	7
Ona, Hardee	7
Mcdavid, Escambia	7
Venus, Highlands	7
Sumterville, Sumter	7
Missing, Washington	7
Heathrow, Seminole	7
Hosford, Liberty	7
Baldwin, Duval	7
Missing, Suwannee	7
Lake Suzy, Desoto	7
Longboat Key, Manatee	6
Astor, Lake	6
Goulds, Dade	6
Summerland Key, Monroe	6
Laurel Hill, Okaloosa	6
Sun City, Hillsborough	6

Coronavirus: characteristics of 203,376 Florida resident cases

Data through Jul 5, 2020 verified as of Jul 6, 2020 at 09:25 AM

Data in this report are provisional and subject to change.

The table below includes the cities and counties of residence for cases in Florida residents based on the patient's ZIP Code.

Note that city is not always received as part of the initial notification and may be missing while the case is being investigated.

City and county	Cases
Valparaiso, Okaloosa	6
Saint James City, Lee	6
Altoona, Lake	6
Missing, Gulf	6
Matlacha, Lee	6
Missing, Liberty	6
Missing, Charlotte	6
North Redington Beach, Pinellas	6
Sopchoppy, Wakulla	6
Astatula, Lake	6
Missing, Glades	6
Kissimmee, Orange	5
Carrabelle, Franklin	5
Fountain, Bay	5
Labelle, Glades	5
Florahome, Putnam	5
Sebastian, Brevard	5
Pinetta, Madison	5
Saint Pete Beach, Pinellas	5
Missing, Okeechobee	5
Dania Beach, Broward	5
Treasure Island, Pinellas	5
Missing, Sumter	5
Bayonet Point, Pasco	5
Ocean Ridge, Palm Beach	5
Mangonia Park, Palm Beach	5
Terra Ceia, Manatee	5
Santa Fe, Alachua	5
Paisley, Lake	4
Holt, Okaloosa	4
Missing, Lafayette	4
Missing, Alachua	4
Missing, Bradford	4
Tioga, Alachua	4
Destin, Walton	4
Missing, Dixie	4
Kindred, Osceola	4
Poinciana, Osceola	4
Eastpoint, Franklin	4
Kathleen, Polk	4
Homeland, Polk	4
Lutz, Pasco	4
Missing, Baker	4
Long Boat Key, Manatee	4
Missing, Taylor	4
Pensacola Beach, Santa Rosa	4
Inlet Beach, Walton	4
Tierra Verde, Pinellas	4
Siesta Key, Sarasota	4
La Crosse, Alachua	4
Apalachicola, Franklin	4
Ponce Inlet, Volusia	4
Brooker, Bradford	3
Candler, Marion	3
Mayport, Duval	3
Mango, Hillsborough	3
Intercession City, Osceola	3
Captiva, Lee	3
Belleair Bluffs, Pinellas	3

Coronavirus: characteristics of 203,376 Florida resident cases

Data through Jul 5, 2020 verified as of Jul 6, 2020 at 09:25 AM

Data in this report are provisional and subject to change.

The table below includes the cities and counties of residence for cases in Florida residents based on the patient's ZIP Code.

Note that city is not always received as part of the initial notification and may be missing while the case is being investigated.

City and county	Cases
Winter Park, Seminole	3
Unknown, Dade	3
Palmdale, Glades	3
Bonifay, Washington	3
Cloud Lake, Palm Beach	3
Hampton, Bradford	3
Missing, Wakulla	3
Azalea Park, Orange	3
Ponce De Leon, Walton	3
Tice, Lee	3
Tyndall Air Force Base, Bay	3
Wabasso, Indian River	3
Key Colony Beach, Monroe	3
Indian Lake Estates, Polk	3
Missing, Calhoun	3
Walnut Hill, Escambia	3
Westville, Holmes	3
Wahneta, Polk	3
Nobleton, Hernando	3
Northdale, Hillsborough	3
Lorida, Highlands	3
Harmony, Osceola	3
Celebration, Orange	3
Balm, Hillsborough	3
Bascom, Jackson	3
Buena Ventura Lakes, Osceola	3
Campbellton, Jackson	3
Perdido Key, Escambia	3
Union Park, Orange	2
Braden River, Manatee	2
Elfers, Pasco	2
Fpo, Duval	2
City Of Sunrise, Broward	2
Eaton Park, Polk	2
Miromar Lakes, Lee	2
Missing, Putnam	2
Mount Plymouth, Lake	2
Highland City, Polk	2
Kenansville, Osceola	2
Gulf Stream, Palm Beach	2
At Large, Broward	2
Durant, Hillsborough	2
Goodland, Collier	2
Miami, Martin	2
Lauderhill, Unknown	2
Unknown Out Of Area, Palm Beach	2
West Palm Beach, Unknown	2
Port Saint John, Brevard	2
Sand Lake, Orange	2
Perrine, Dade	2
Saint Leo, Pasco	2
Stock Island, Monroe	2
Tallevast, Manatee	2
Saint Marks, Wakulla	2
San Carlos Park, Lee	2
Sharpes, Brevard	2
Rubonia, Manatee	2
Lehigh, Lee	2
Longboat Key, Sarasota	2

Coronavirus: characteristics of 203,376 Florida resident cases

Data through Jul 5, 2020 verified as of Jul 6, 2020 at 09:25 AM

Data in this report are provisional and subject to change.

The table below includes the cities and counties of residence for cases in Florida residents based on the patient's ZIP Code.

Note that city is not always received as part of the initial notification and may be missing while the case is being investigated.

City and county	Cases
Earleton, Alachua	2
Eatonville, Orange	2
Aloma, Orange	2
Branford, Lafayette	2
Gulf Breeze, Escambia	2
Hernando Beach, Hernando	2
Hiawassee, Orange	2
Eloise, Polk	2
Centerville, Leon	2
Unknown, Seminole	2
Sugarloaf, Monroe	2
Ybor City, Hillsborough	2
Sydney, Hillsborough	2
Bay Pines, Pinellas	2
Cudjoe Key, Monroe	2
Cutler Ridge, Dade	2
Missing, Hamilton	2
Lamont, Jefferson	2
Lealman, Pinellas	2
Forest City, Orange	2
Davenport, Osceola	2
Dinsmore, Duval	2
Alturas, Polk	2
Palma Sola, Manatee	2
Yankeetown, Levy	2
Plymouth, Orange	2
Clarksville, Calhoun	2
Hawthorne, Putnam	2
Kinard, Calhoun	2
Lockhart, Orange	2
Miami, Unknown	2
Ridge Manor, Pasco	2
University Park, Manatee	2
Graceville, Holmes	2
Fort Mccoy, Marion	2
Fisher Island, Dade	2
Boca Grande, Lee	2
Pembroke Park, Broward	2
Pine Hills, Orange	2
North Venice, Sarasota	2
Okeechobee, St. Lucie	1
Oklawaha, Marion	1
Palm Shores, Brevard	1
Parker, Bay	1
Missing, Union	1
Sewalls Point, Martin	1
South Daytona Beach, Volusia	1
Switzerland, St. Johns	1
Tampa Palms, Hillsborough	1
Unknown, Columbia	1
Unknown, Palm Beach	1
Welaka, Putnam	1
Wesley Chapel, Alachua	1
Tewksbury, Orange	1
Tampa, Pinellas	1
Tangerine, Orange	1
Buckingham, Lee	1
Arndale, Hillsborough	1
Aollywoss, Dade	1

Coronavirus: characteristics of 203,376 Florida resident cases

Data through Jul 5, 2020 verified as of Jul 6, 2020 at 09:25 AM

Data in this report are provisional and subject to change.

The table below includes the cities and counties of residence for cases in Florida residents based on the patient's ZIP Code.

Note that city is not always received as part of the initial notification and may be missing while the case is being investigated.

City and county	Cases
Bay Lake, Orange	1
Caryville, Washington	1
Bradley, Polk	1
Estero, Collier	1
Clermont, Orange	1
Clermont, Polk	1
Fl, Dade	1
Fellsmele, Brevard	1
Doctors Inlet, Clay	1
Inlet Beach, Bay	1
Jacksonville, Unknown	1
Milton, Escambia	1
Manalapan, Palm Beach	1
Unknown, Broward	1
Valkaria, Brevard	1
Venice, Hillsborough	1
Tallahassee, Unknown	1
The Villages, Marion	1
River Ranch, Polk	1
Quail Heights, Dade	1
Seven Springs, Pasco	1
West Bradenton, Manatee	1
West Villages, Sarasota	1
Wintergarden, Orange	1
Loxahatchee Groves, Palm Beach	1
Laud-By-The-Sea, Broward	1
Lake Como, Putnam	1
Lake Monroe, Seminole	1
Palm Beach Shores, Palm Beach	1
Port Everglades, Broward	1
Jupiter, Duval	1
Indian Shores, Pinellas	1
Saint Petersburg, Dade	1
Smiawic, Dade	1
Scottsmoor, Brevard	1
Wimauma, Manatee	1
Paxton, Walton	1
Penney Farms, Clay	1
Orlando, Brevard	1
Loughman, Polk	1
Florida State University, Leon	1
Champions Gate, Polk	1
Chokoloskee, Collier	1
Gastonia, Polk	1
Goldenrod, Seminole	1
Green Acres, Palm Beach	1
Lake City, Suwannee	1
Lake Harbor, Palm Beach	1
Logwood, Seminole	1
Long Key, Monroe	1
Greenacres, Unknown	1
Duette, Manatee	1
Everglades City, Collier	1
Fwb, Walton	1
Gibsonia, Polk	1
Bayshore Gardens, Manatee	1
Bonita Springs, Collier	1
Anna Maria, Manatee	1
Apopka, Unknown	1

Coronavirus: characteristics of 203,376 Florida resident cases

Data through Jul 5, 2020 verified as of Jul 6, 2020 at 09:25 AM

Data in this report are provisional and subject to change.

The table below includes the cities and counties of residence for cases in Florida residents based on the patient's ZIP Code.

Note that city is not always received as part of the initial notification and may be missing while the case is being investigated.

City and county	Cases
Bonita Springs, Manatee	1
Saint Cloud, Manatee	1
Redington Beach, Pinellas	1
Valrico, Orange	1
Town N Country, Hillsborough	1
Winterpark, Unknown	1
Ocala, Unknown	1
Panacea, Wakulla	1
Westville, Walton	1
Venice, Manatee	1
Saint Johns, Duval	1
Alpharetta, Broward	1
Clarcona, Orange	1
Enterprise, Volusia	1
Ft Pierce, St. Lucie	1
Homeless, Hillsborough	1
Homeless, Monroe	1
Homeless, Pinellas	1
Hutchinson Island, St. Lucie	1
Lacoochee, Pasco	1
Lamont, Taylor	1
Miccosukee, Leon	1
Pensacola Beach, Escambia	1
Pine Castle, Orange	1
Cape Haze, Charlotte	1
Alva, Escambia	1
Bayou George, Bay	1
Clearwater, Pasco	1
Clewiston, Palm Beach	1
Homosassa, Orange	1
Hudson, Pinellas	1
Rivera Beach, Palm Beach	1
Perth Amboy, Hillsborough	1
Pompano Beach, Unknown	1
Sorrento, Orange	1
Sanford, Orange	1
Steinhatchee, Dixie	1
Unknown, Unknown	1
University Of Tampa, Hillsborough	1
San Pao, Pinellas	1
Point Washington, Walton	1
Seacrest, Bay	1
Unknown, Duval	1
West Delray Beach, Palm Beach	1
West Hollywood, Broward	1
Litchfield Park, Unknown	1
Lake Butler, Bradford	1
Pasadena, Pinellas	1
Pensacola Naval Hospital, Escambia	1
Mount Dora, Orange	1
New Church, Palm Beach	1
Missing, Franklin	1
Franklin, Orange	1
Haines City, Orange	1
Jena, Taylor	1
Astor, Volusia	1
Altamonte Springs, Orange	1
Apo, Collier	1
Miami Dade, Unknown	1

Coronavirus: characteristics of 203,376 Florida resident cases

Data through Jul 5, 2020 verified as of Jul 6, 2020 at 09:25 AM

Data in this report are provisional and subject to change.

The table below includes the cities and counties of residence for cases in Florida residents based on the patient's ZIP Code.

Note that city is not always received as part of the initial notification and may be missing while the case is being investigated.

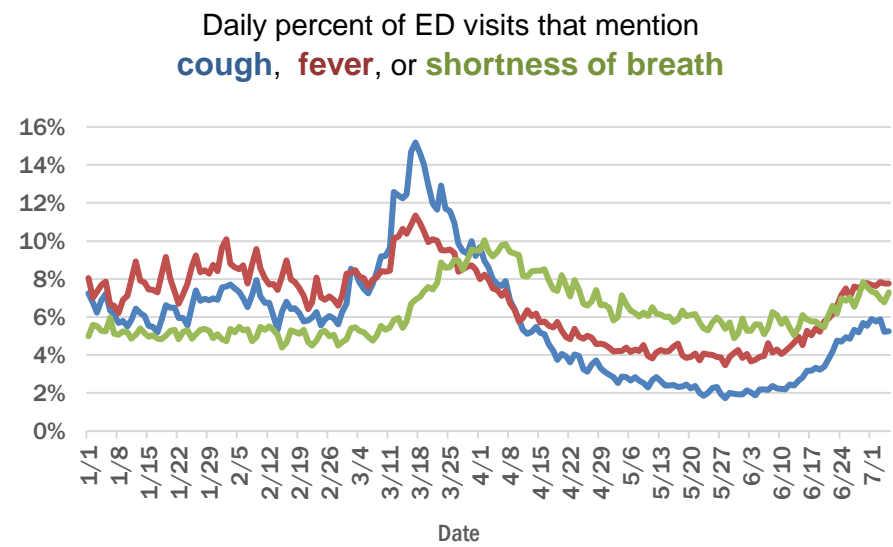
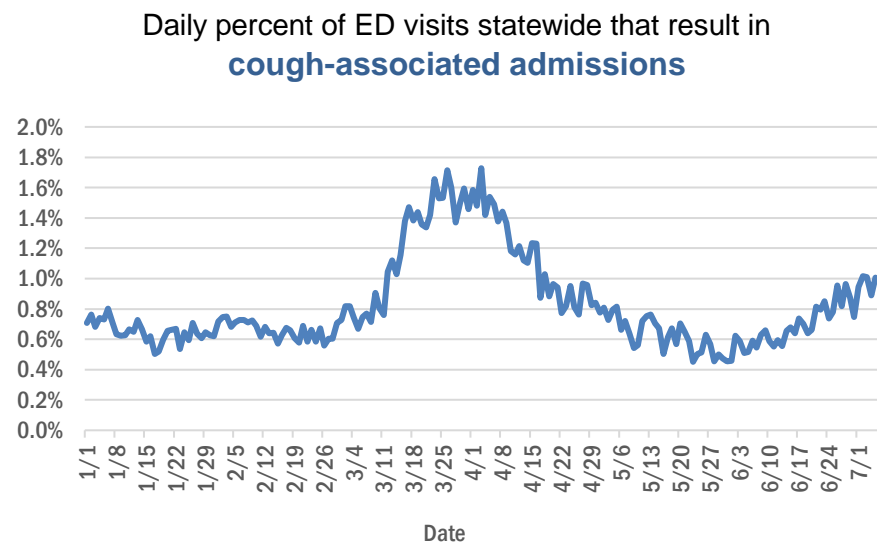
City and county	Cases
Hillsboro Beach, Broward	1
Holder, Citrus	1
Homeless, Palm Beach	1
Indian River Shores, Indian River	1
Indian Rock Beach, Pinellas	1
New Smyrna, Volusia	1
Everglades National Park, Dade	1
Fanning Springs, Gilchrist	1
Fernandina, Nassau	1
Georgetown, Putnam	1
Cedar Key, Levy	1
Dowling Park, Suwannee	1
Cypress Gardens, Polk	1
Virginia Gardens, Dade	1
Wakulla Springs, Wakulla	1
Twentynine Palms, Broward	1
Westchase, Hillsborough	1
South Palm Beach, Palm Beach	1
Pooler, Broward	1
Okeechobee, Martin	1
Oneco, Manatee	1
Port Richey, Alachua	1
Salem, Taylor	1
Samoset, Manatee	1
Windermere, Unknown	1
Total	203,376

Coronavirus: additional surveillance information

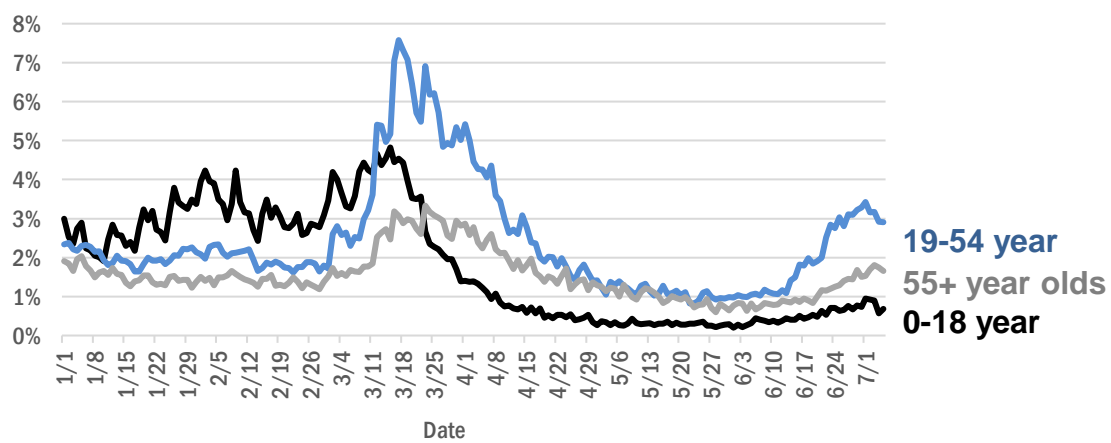
Data through Jul 5, 2020 verified as of Jul 6, 2020 at 09:25 AM

Data in this report are provisional and subject to change.

Statewide emergency department (ED) chief complaint and admission data



Daily percent of ED visits statewide that mention cough by age group



The Electronic Surveillance System for the Early Notification of Community-Based Epidemics (ESSENCE-FL) includes chief complaint data from 211 of 212 Florida EDs. Data are transmitted electronically to ESSENCE-FL daily or hourly.

Coronavirus: All persons with tests reported

Data through Jul 5, 2020 verified as of Jul 6, 2020 at 09:25 AM

Data in this report are provisional and subject to change.

The table below includes persons with laboratory results that the Department of Health has received electronically or by mail/fax for Florida residents and non-Florida residents.

County	Awaiting testing	Inconclusive	Negative	Positive	Percent positive	Total tested
Dade	168	480	315,628	48,992	13%	365,100
Broward	42	126	206,923	21,856	10%	228,905
Palm Beach	174	253	145,096	17,242	11%	162,591
Hillsborough	122	95	128,454	14,677	10%	143,226
Orange	139	182	142,402	14,407	9%	156,991
Duval	57	175	110,737	9,487	8%	120,399
Pinellas	44	45	97,488	8,759	8%	106,292
Lee	17	21	57,538	7,661	12%	65,220
Polk	20	45	48,564	5,472	10%	54,081
Collier	106	24	32,483	5,076	14%	37,583
Manatee	2	23	42,907	3,785	8%	46,715
Seminole	24	33	38,574	3,430	8%	42,037
Osceola	57	52	27,560	3,068	10%	30,680
Escambia	5	12	35,357	2,942	8%	38,311
Pasco	36	14	37,286	2,850	7%	40,150
Volusia	7	32	41,588	2,804	6%	44,424
Brevard	2	10	49,868	2,591	5%	52,469
Martin	36	22	15,869	2,422	13%	18,313
St. Lucie	89	12	22,958	2,264	9%	25,234
Sarasota	8	5	38,773	2,191	5%	40,969
Lake	44	22	36,115	1,890	5%	38,027
Leon	10	75	33,066	1,870	5%	35,011
Alachua		11	43,996	1,636	4%	45,643
St. Johns	44	28	22,247	1,383	6%	23,658
Hendry		7	4,641	1,101	19%	5,749
Clay		14	18,330	1,017	5%	19,361
Marion	115	5	25,347	986	4%	26,338
Indian River	25	3	15,336	953	6%	16,292
Charlotte	6	5	12,713	935	7%	13,653
Okaloosa	2	15	15,226	917	6%	16,158
Santa Rosa	1	3	13,504	902	6%	14,409
Desoto	6	6	4,649	752	14%	5,407
Bay	3	14	8,320	744	8%	9,078
Suwannee		4	4,006	630	14%	4,640
Hernando	2	2	10,820	557	5%	11,379
Putnam	2	1	6,896	550	7%	7,447
Hardee	1	2	2,321	509	18%	2,832
Gadsden	3	12	5,948	468	7%	6,428
Okeechobee		2	3,664	439	11%	4,105
Sumter	23	8	8,029	436	5%	8,473
Highlands	6	16	9,567	416	4%	9,999
Jackson	1	10	5,305	411	7%	5,726
Citrus	2	3	10,663	399	4%	11,065
Flagler	2	5	8,611	392	4%	9,008
Hamilton	1	2	2,575	389	13%	2,966
Monroe	41		6,211	380	6%	6,591
Columbia	3	5	6,169	364	6%	6,538
Nassau	10	6	7,896	325	4%	8,227

Coronavirus: All persons with tests reported

Data through Jul 5, 2020 verified as of Jul 6, 2020 at 09:25 AM

Data in this report are provisional and subject to change.

The table below includes persons with laboratory results that the Department of Health has received electronically or by mail/fax for Florida residents and non-Florida residents.

County	Awaiting testing	Inconclusive	Negative	Positive	Percent positive	Total tested
Walton		4	3,691	324	8%	4,019
Madison	1	5	2,040	255	11%	2,300
Liberty		2	2,144	244	10%	2,390
Unknown		15	2,639	230	8%	2,884
Levy		2	3,342	211	6%	3,555
Holmes		4	2,433	199	8%	2,636
Glades		1	528	188	26%	717
Washington	3	1	1,829	121	6%	1,951
Gilchrist		3	2,354	116	5%	2,473
Baker	1		1,958	106	5%	2,064
Taylor		2	1,472	101	6%	1,575
Calhoun		3	896	97	10%	996
Bradford	1	2	2,741	95	3%	2,838
Wakulla		4	2,396	90	4%	2,490
Union	1		2,360	89	4%	2,449
Dixie			1,415	80	5%	1,495
Jefferson		1	1,303	65	5%	1,369
Gulf	1		1,842	54	3%	1,896
Lafayette		1	563	40	7%	604
Franklin			1,323	15	1%	1,338
Total	1,516	1,997	2,027,493	206,447	9%	2,235,937

Coronavirus: testing by laboratory

Data through Jul 5, 2020 verified as of Jul 6, 2020 at 09:25 AM

Data in this report are provisional and subject to change.

The numbers in the table below represent the number for whom test results were received by the Department of Health. A person can be tested by more than one laboratory and can have both positive and negative results. **Therefore, the sum of the numbers in each column will be larger than the total number of people tested.**

Reporting lab	Inconclusive	Negative	Positive	Percent positive	Total
QUEST DIAGNOSTICS - TAMPA	988	409,262	44,889	10%	455,139
LABORATORY CORPORATION OF AMERICA	306	308,885	35,274	10%	344,465
BIO REFERENCE LABORATORIES, INC	1005	275,008	36,621	12%	312,634
GENETWORX	654	193,890	10,983	5%	205,527
NORTHWEST LABORATORY	46	96,440	1,691	2%	98,177
ADVENT HEALTH LAB	88	85,624	8,563	9%	94,275
REALTOX LABS LLC	594	87,362	5,814	6%	93,770
MAYO CLINIC LABORATORIES	63	40,553	2,825	7%	43,441
QUEST DIAGNOSTICS NICHOLS INSTITUTE, INC.	98	33,822	3,098	8%	37,018
MEDICAL DIAGNOSTIC LABORATORIES	217	32,999	3,381	9%	36,597
BAYCARE LABORATORIES LLC	78	32,358	2,249	6%	34,685
BIOCOLLECTIONS WORLDWIDE, INC	38	30,345	3,977	12%	34,360
SACRED HEART HOSPITAL LABORATORY	2	30,858	2,338	7%	33,198
TAMPA GENERAL HOSPITAL	4	27,994	1,757	6%	29,755
UF PATHLABS	33	29,030	663	2%	29,726
MEMORIAL REGIONAL HOSPITAL SOUTH	14	25,729	3,499	12%	29,242
TESTING MATTERS INC		25,260	3,075	11%	28,335
ORLANDO REG MED CENTER CLINICAL LAB	120	26,119	1,622	6%	27,861
DIATHERIX LABORATORIES		23,389	2,210	9%	25,599
BPHL-JACKSONVILLE	7	21,175	3,311	14%	24,493
JACKSON MEMORIAL HOSPITAL CLINICAL LAB	67	20,698	3,565	15%	24,330
ARUP LABORATORIES		22,019	1,030	4%	23,049
VIRACOR-EUROFINS LABORATORIES		16,760	4,963	23%	21,723
BPHL-MIAMI	162	16,426	2,920	15%	19,508
BPHL-TAMPA (SPECTRUM BLVD)	43	15,252	2,023	12%	17,318
SHANDS AT THE UNIVERSITY OF FLORIDA	3	14,806	434	3%	15,243
ST JOSEPHS HOSPITAL SOUTH LABORATORY	30	10,922	1,914	15%	12,866
AIT LABORATORIES		11,305	1,016	8%	12,321
LAKELAND REGIONAL MEDICAL CENTER	21	11,234	921	8%	12,176
CAPE CORAL HOSPITAL CLINICAL LABORATORY		9,724	1,391	13%	11,115
ST VINCENT'S MEDICAL CENTER - RIVERSIDE	1	10,175	667	6%	10,843
MEMORIAL HOSPITAL- MIRAMAR	8	8,718	1,869	18%	10,595
ARNOLD PALMER MEDICAL CENTER CLINICAL LAB	113	8,996	1,444	14%	10,553
BROWARD GENERAL MEDICAL CENTER-CLINICAL LAB	2	8,964	641	7%	9,607
BAPTIST HOSPITAL OF MIAMI CLINICAL LABORATORY	4	8,094	1,089	12%	9,187
WALGREENS	3	8,099	966	11%	9,068
STATLAB_MOBILE		8,159	566	6%	8,725
CLEVELAND CLINIC HOSPITAL LAB	3	7,870	521	6%	8,394
SHANDS JACKSONVILLE MEDICAL CENTER INC	23	7,992	331	4%	8,346
FLORIDA HOSPITAL - TAMPA	5	7,579	403	5%	7,987
NAPLES COMMUNITY HOSPITAL	10	7,218	630	8%	7,858
DELRAY MEDICAL CENTER	2	6,377	1,448	19%	7,827
LABCORP BURLINGTON (ELR)	2	7,420	279	4%	7,701
BAPTIST MEDICAL CENTER JACKSONVILLE	1	7,284	335	4%	7,620
ADVENTHEALTH DAYTONA BEACH	4	7,218	295	4%	7,517
REAL DIAGNOSTICS	77	6,449	465	7%	6,991
ST JOSEPHS HOSPITAL LABORATORY	6	6,106	536	8%	6,648

Coronavirus: testing by laboratory

Data through Jul 5, 2020 verified as of Jul 6, 2020 at 09:25 AM

Data in this report are provisional and subject to change.

The numbers in the table below represent the number for whom test results were received by the Department of Health. A person can be tested by more than one laboratory and can have both positive and negative results. **Therefore, the sum of the numbers in each column will be larger than the total number of people tested.**

Reporting lab	Inconclusive	Negative	Positive	Percent positive	Total
INTEGRATED REGIONAL LABORATORIES LLP		5,710	565	9%	6,275
MOUNT SINAI MEDICAL CENTER	2	5,769	451	7%	6,222
FLORIDA HOSPITAL WESLEY CHAPEL	10	5,503	628	10%	6,141
JFK MEDICAL CENTER LAB	1	5,041	949	16%	5,991
SARASOTA MEMORIAL HOSPITAL MAIN LAB	12	5,478	367	6%	5,857
PALMETTO GENERAL HOSPITAL LAB	2	4,773	916	16%	5,691
MORTON PLANT HOSPITAL-ADLER INSTITUTE	6	5,346	296	5%	5,648
SOUTH MIAMI HOSPITAL LAB	8	4,752	592	11%	5,352
MEMORIAL REGIONAL HOSPITAL CLINICAL LABORATORY	4	5,009	310	6%	5,323
TALLAHASSEE MEMORIAL HOSPITAL	1	5,009	220	4%	5,230
SAINT MARY'S MEDICAL CENTER	2	4,397	477	10%	4,876
BAPTIST HOSPITAL OF MIAMI MOLECULAR DIAGNOSTICS	35	4,285	537	11%	4,857
INDIAN RIVER MEDICAL CENTER LAB		4,573	154	3%	4,727
CORAL SPRINGS MED CTR		4,125	534	11%	4,659
MEDICAL CENTER OF TRINITY CLINICAL LABORATORY		3,671	963	21%	4,634
LARKIN COMMUNITY HOSPITAL	10	3,906	682	15%	4,598
LEE HEALTH COCONUT POINT CLINICAL LAB		3,480	1,025	23%	4,505
WELLINGTON REGIONAL MED CTR LAB	2	4,011	485	11%	4,498
OVIEDO MEDICAL CENTER		3,293	1,156	26%	4,449
NORTH FLORIDA REGIONAL MEDICAL CENTER		4,221	203	5%	4,424
FLORIDA HOSPITAL WATERMAN LABORATORY	8	4,206	166	4%	4,380
AEGIS SCIENCES CORPORATION	20	3,851	120	3%	3,991
NICKLAUS CHILDREN'S HOSPITAL	6	3,636	331	8%	3,973
WEST KENDALL BAPTIST HOSPITAL LABORATORY	2	3,282	551	14%	3,835
MEMORIAL HOSPITAL WEST LABORATORY SERVICES	6	3,394	429	11%	3,829
ECCO LAB GROUP CO	99	3,059	669	17%	3,827
BRANDON REGIONAL HOSPITAL		3,246	474	13%	3,720
JUPITER MEDICAL CENTER LAB	7	3,242	442	12%	3,691
HOMESTEAD HOSPITAL CLINICAL LABORATORY		3,113	545	15%	3,658
ST ANTHONY'S HOSPITAL LAB	8	3,265	339	9%	3,612
NEW YORK STATE ELR - SUNRISE MEDICAL LABORATORIES		3,288	77	2%	3,365
ST VINCENTS CLAY COUNTY		3,062	265	8%	3,327
ELABNETWORK		2,907	340	10%	3,247
LARGO MEDICAL CENTER		2,681	502	16%	3,183
MEMORIAL HOSPITAL JACKSONVILLE	7	2,665	411	13%	3,083
QUEST DIAGNOSTICS NICHOLS INSTITUTE - SJC (ELR)	4	2,732	308	10%	3,044
WINTER HAVEN HOSPITAL CLINICAL LABORATORY	1	2,575	291	10%	2,867
POINCIANA MEDICAL CENTER		2,093	766	27%	2,859
ORANGE PARK MEDICAL CENTER	4	2,358	489	17%	2,851
ST LUCIE MEDICAL CENTER		2,386	434	15%	2,820
MEASE COUNTRYSIDE LAB		2,628	159	6%	2,787
LAWNWOOD REGIONAL MEDICAL CENTER		2,444	313	11%	2,757
GOOD SAMARITAN MEDICAL CENTER LAB	1	2,368	335	12%	2,704
BAPTIST MEDICAL CENTER SOUTH		2,531	138	5%	2,669

Coronavirus: testing by laboratory

Data through Jul 5, 2020 verified as of Jul 6, 2020 at 09:25 AM

Data in this report are provisional and subject to change.

The numbers in the table below represent the number for whom test results were received by the Department of Health. A person can be tested by more than one laboratory and can have both positive and negative results. **Therefore, the sum of the numbers in each column will be larger than the total number of people tested.**

Reporting lab	Inconclusive	Negative	Positive	Percent positive	Total
MOFFITT CANCER CENTER	5	2,634	17	1%	2,656
MANATEE MEMORIAL HOSPITAL		2,425	193	7%	2,618
MARTIN HOSPITAL SOUTH LAB		2,504	90	3%	2,594
FLORIDA HOSPITAL HEARTLAND MED CTR CLINICAL LAB	1	2,392	109	4%	2,502
CLEVELAND CLINIC MARTIN SOUTH HOSPITAL		2,313	153	6%	2,466
HALIFAX MEDICAL CENTER LAB	3	2,189	264	11%	2,456
GULF COAST MEDICAL CENTER MICROLAB		1,967	485	20%	2,452
NCH NORTH NAPLES HOSPITAL LAB		2,204	242	10%	2,446
WESTSIDE REGIONAL MED CTR	1	2,057	270	12%	2,328
OSCEOLA REGIONAL MEDICAL CENTER	1	2,191	120	5%	2,312
Lee Memorial Hospital		1,963	315	14%	2,278
CORAL GABLES HOSPITAL CLINICAL LABORATORY		1,880	392	17%	2,272
AVENTURA HOSPITAL LAB		1,758	483	22%	2,241
WEST BOCA MEDICAL CENTER LAB		2,060	160	7%	2,220
LAKWOOD RANCH MEDICAL CENTER		1,969	240	11%	2,209
BROWARD HEALTH NORTH CLINICAL LABORATORY		1,998	204	9%	2,202
PALM BEACH GARDENS MEDICAL CTR LAB		2,030	159	7%	2,189
HEALTH PARK MEDICAL CENTER CLINICAL LAB		1,818	371	17%	2,189
BAPTIST HOSPITAL LABORATORY	4	1,961	223	10%	2,188
NORTH SHORE MEDICAL CENTER		1,698	431	20%	2,129
MARTIN MEMORIAL HEALTH SYSTEM LABORATORY		1,937	162	8%	2,099
DOCTORS HOSPITAL	2	1,806	275	13%	2,083
MERCY HOSPITAL A CAMPUS OF PLANTATION GEN HOSP LAB		1,741	325	16%	2,066
NORTHWEST MEDICAL CENTER		1,716	322	16%	2,038
BIO COLLECTIONS INC	2	1,632	380	19%	2,014
FLORIDA HOSPITAL ZEPHYRHILLS		1,935	70	3%	2,005
PALMS WEST HOSPITAL LAB		1,634	356	18%	1,990
BETHESDA HOSPITAL EAST		1,788	177	9%	1,965
FLORIDA HOSPITAL FLAGLER	2	1,825	82	4%	1,909
NEMOURS CHILDRENS HOSPITAL		1,859	34	2%	1,893
WEST MARION COMMUNITY HOSPITAL LAB		1,596	295	16%	1,891
QUEST DIAGNOSTICS NICHOLS	8	1,540	283	15%	1,831
FLORIDA MEDICAL CENTER - A CAMPUS OF NORTH SHORE	2	1,560	214	12%	1,776
ST JOSEPHS NORTH HOSPITAL LAB		1,611	157	9%	1,768
CARDIOTROPIC LABS		1,443	303	17%	1,746
OAK HILL HOSPITAL		1,653	60	4%	1,713
FLORIDA HOSPITAL DELAND		1,448	219	13%	1,667
Capital Regional Medical Ctr		1,372	248	15%	1,620
WESTCHESTER HOSPITAL	10	1,369	213	13%	1,592
IMPERIAL POINT MEDICAL CENTER		1,477	100	6%	1,577
MORTON PLANT-MEASE		1,485	69	4%	1,554
BLAKE MEDICAL CENTER		1,356	182	12%	1,538
FLORIDA HOSPITAL OF CARROLLWOOD		1,394	135	9%	1,529
OPTEO LABORATORY		1,500	24	2%	1,524
QUEST DIAGNOSTICS	2	1,307	210	14%	1,519

Coronavirus: testing by laboratory

Data through Jul 5, 2020 verified as of Jul 6, 2020 at 09:25 AM

Data in this report are provisional and subject to change.

The numbers in the table below represent the number for whom test results were received by the Department of Health. A person can be tested by more than one laboratory and can have both positive and negative results. **Therefore, the sum of the numbers in each column will be larger than the total number of people tested.**

Reporting lab	Inconclusive	Negative	Positive	Percent positive	Total
HIGHLANDS REGIONAL MEDICAL CENTER		1,226	291	19%	1,517
REGIONAL MEDICAL CENTER BAYONET POINT	1	1,403	81	5%	1,485
NORTHSIDE HOSPITAL AND HEART INSTITUTE		1,230	241	16%	1,471
DR. P. PHILLIPS HOSPITAL		1,449	9	1%	1,458
OCALA REGIONAL MEDICAL CENTER		1,375	66	5%	1,441
LAKE CITY MEDICAL CENTER		1,122	297	21%	1,419
WEST FLORIDA HOSPITAL LAB		1,274	144	10%	1,418
ST PETERSBURG GENERAL HOSPITAL		1,050	354	25%	1,404
BAPTIST MEDICAL CENTER - BEACHES		1,347	40	3%	1,387
SOUTH LAKE HOSPITAL CLINICAL LAB		1,334	15	1%	1,349
PLANTATION GENERAL HOSPITAL		1,091	225	17%	1,316
LEESBURG REGIONAL MEDICAL CENTER		1,178	102	8%	1,280
MEMORIAL HOSPITAL PEMBROKE	2	1,130	143	11%	1,275
SOUTH FLORIDA BAPTIST HOSPITAL MICRO		1,112	127	10%	1,239
HIALEAH HOSPITAL	3	912	316	26%	1,231
CENTRAL FLORIDA REGIONAL HOSPITAL		1,090	117	10%	1,207
FLORIDA HOSPITAL NORTH PINELLAS	5	1,139	57	5%	1,201
CLINICORE LABS		1,112	88	7%	1,200
ST VINCENT'S MEDICAL CENTER - SOUTHSIDE		1,166	20	2%	1,186
BAPTIST MEDICAL CENTER - NASSAU		1,155	27	2%	1,182
GULF COAST MEDICAL CENTER LAB		1,068	97	8%	1,165
UNIVERSITY OF MIAMI HOSPITAL	5	768	379	33%	1,152
WEST PALM HOSPITAL LAB		1,014	131	11%	1,145
PHYSICIANS REGIONAL MEDICAL CENTER - PINE RIDGE RD		948	178	16%	1,126
CLEVELAND CLINIC TRADITION HOSPITAL		986	139	12%	1,125
VISTA CLINICAL		740	379	34%	1,119
CITRUS MEMORIAL HOSPITAL LABORATORY		1,085	20	2%	1,105
BAYFRONT MEDICAL CENTER		813	234	22%	1,047
SOUTH SEMINOLE HOSPITAL LABORATORY		1,020	16	2%	1,036
MILLENNIUM PHYSICIAN GROUP		821	171	17%	992
QUEST DIAGNOSTICS - IRVING	6	784	187	19%	977
LMHS		901	75	8%	976
UNIVERSITY HOSPITAL AND MEDICAL CENTER		801	158	16%	959
DOCTORS HOSPITAL OF SARASOTA CLINICAL LABORATORY		890	60	6%	950
FORT WALTON BEACH MEDICAL CENTER		825	94	10%	919
MEASE DUNEDIN HOSPITAL		868	48	5%	916
PHYSICIANS REGIONAL MEDICAL CENTER - COLLIER BLVD	1	748	159	18%	908
BETHESDA HOSPITAL WEST		843	61	7%	904
ORLANDO VA MEDICAL CENTER		836	64	7%	900
NCH NORTHEAST		711	144	17%	855
LOWER KEYS MEDICAL CENTER		816	32	4%	848
MEMORIAL HOSPITAL MICRO		787	57	7%	844
VIKOR SCIENTIFIC	2	599	240	29%	841
BAPTIST NORTH EMERGENCY CENTER		685	153	18%	838
QUEST DIAGNOSTICS - MIRAMAR	6	274	554	66%	834
BAPTIST EMERGENCY CENTER OAKLEAF		673	154	19%	827
APPLIED INGENUITY DIAGNOSTICS LLC		785	18	2%	803

Coronavirus: testing by laboratory

Data through Jul 5, 2020 verified as of Jul 6, 2020 at 09:25 AM

Data in this report are provisional and subject to change.

The numbers in the table below represent the number for whom test results were received by the Department of Health. A person can be tested by more than one laboratory and can have both positive and negative results. **Therefore, the sum of the numbers in each column will be larger than the total number of people tested.**

Reporting lab	Inconclusive	Negative	Positive	Percent positive	Total
BAPTIST HEALTH EMERGENCY CENTER COUNTRY WALK		677	124	15%	801
QUEST DIAGNOSTICS - WEST HILLS		771	30	4%	801
FLORIDA HOSPITAL FISH MEMORIAL		688	88	11%	776
SOUTH BAY HOSPITAL MICRO		680	84	11%	764
FLORIDA HOSPITAL ORLANDO		745	1	0%	746
THE VILLAGES REGIONAL HOSPITAL		694	36	5%	730
BARTOW REGIONAL MEDICAL CENTER		639	84	12%	723
ADVENTHEALTH OCALA LABORATORY		684	33	5%	717
BMCT Molecular Diagnostics Subsection		568	146	20%	714
PALMS OF PASADENA HOSPITAL		615	66	10%	681
QUEST DIAGNOSTICS INFECTIOUS DISEASE INC		269	379	58%	648
TWIN CITIES HOSPITAL		597	26	4%	623
PUTNAM COMMUNITY MEDICAL CENTER		587	36	6%	623
VISTA CLINICAL DIAGNOSTICS		352	245	41%	597
LAKESIDE MEDICAL CENTER		374	222	37%	596
CAPSTONE HEALTHCARE		403	189	32%	592
AVENTUS BIOLABS	1	378	211	36%	590
SYNERGY LABORATORIES	1	559	26	4%	586
MEDCOMP SCIENCES LLC	14	383	186	32%	583
QUEST NEW ENGLAND	3	545	31	5%	579
GULF BREEZE HOSPITAL LAB	1	516	45	8%	562
RAULERSON HOSPITAL		457	72	14%	529
ORLANDO HEALTH		10	507	98%	517
EGLIN AIRFORCE BASE LAB		477	38	7%	515
ENGLEWOOD COMMUNITY HOSPITAL		483	18	4%	501
MARTIN MEMORIAL HEALTH SYSTEMS LABORATORY		447	40	8%	487
MAKO MEDICAL LABORATORIES	8	201	255	55%	464
NCH HEALTHCARE BONITA		375	72	16%	447
ARUP		433	12	3%	445
SACRED HEART-EMERALD COAST		364	61	14%	425
QUEST DIAGNOSTICS - ATLANTA		369	49	12%	418
VAMC ORLANDO		296	94	24%	390
PATIENTS CHOICE LABORATORIES		174	211	55%	385
LEE MEMORIAL HOSPITAL LAB			380	100%	380
QUEST	1	82	296	78%	379
QUEST DIAGNOSTICS NICHOLS INSTITUTE	5	349	15	4%	369
ACCESSDX	2	184	177	49%	363
ACCESS MEDICAL LABORATORIES		94	263	74%	357
LAB24 INC			348	100%	348
AMERICAN HEALTH ASSOCIATES	4	93	240	71%	337
BAPTIST EMERGENCY CENTER CLAY		310	22	7%	332
QUEST DIAGNOSTICS LENEXA	1	297	24	7%	322
QUEST DIAGNOSTICS WOOD DALE		299	23	7%	322
BROWARD HEALTH		320			320
MARINERS HOSPITAL		285	31	10%	316
AVERO DIAGNOSTICS - IRVING		289	27	9%	316
DAVITA LABS		283	26	8%	309

Coronavirus: testing by laboratory

Data through Jul 5, 2020 verified as of Jul 6, 2020 at 09:25 AM

Data in this report are provisional and subject to change.

The numbers in the table below represent the number for whom test results were received by the Department of Health. A person can be tested by more than one laboratory and can have both positive and negative results. **Therefore, the sum of the numbers in each column will be larger than the total number of people tested.**

Reporting lab	Inconclusive	Negative	Positive	Percent positive	Total
APPLIED INGENUITY DIAGNOSTICS		272	26	9%	298
CLARITY LABS		239	48	17%	287
SOUTHEAST ALABAMA MEDICAL CENT		275	12	4%	287
PANCARE OF FLORIDA, INC			284	100%	284
LABCORP RTP	1	38	233	86%	272
JACKSON HOSPITAL LAB		249	22	8%	271
HEALTHQUEST ESOTERICS		63	207	77%	270
DYNIX DIAGNOSTICS		184	68	27%	252
ECCOLAB GROUP		72	172	70%	244
NCH HEALTHCARE SYSTEM MICROBIOLOGY LAB			243	100%	243
BARDMOOR LABORATORY		213	28	12%	241
PATIENTS FIRST - MAHAN DRIVE		139	98	41%	237
TAMPA COMMUNITY HOSPITAL		161	70	30%	231
MEMORIAL PEMBROKE 24/7 CARE CENTER		188	41	18%	229
MAKO GENOMICS		217	8	4%	225
PHYSICIANS STAT LAB		132	88	40%	220
NEW YORK STATE ELR - LENCO MEDICAL LABORATORY		199	11	5%	210
PWN HEALTH		76	130	63%	206
BIOREFERENCE LABORATORIES		16	183	92%	199
CORE DIAGNOSTIC LABORATORIES LLC		173	23	12%	196
GENESIS REFERENCE LABORATORIES		1	195	99%	196
CLEVELAND CLINIC		187	6	3%	193
FLORIDA_HOSPITAL (DON'T USE)			189	100%	189
MEDSCAN LABORATORY INC		136	52	28%	188
UAB HIGHLANDS LABORATORY		187			187
JACKSON HOSPITAL CLINICAL LABORATORY		171	13	7%	184
LUMINUS DIAGNOSTICS		139	38	21%	177
THERADOC		143	26	15%	169
NCF DIAGNOSTICS & DNA TECHNOLOGIES	8	14	142	87%	164
FLO-MEDILAB SERVICES		55	103	65%	158
HENDRY REGIONAL MEDICAL CENTER		2	154	99%	156
ST CLOUD REGIONAL MEDICAL CENTER		125	30	19%	155
LABCORP		18	135	88%	153
MILLENNIUM PATHOLOGY			153	100%	153
NEW YORK STATE ELR - DEPARTMENT OF CLINICAL LABS		148	4	3%	152
LAB CORP		53	96	64%	149
GENESIS MEDICAL LABORATORY MIAMI FL.		78	68	47%	146
ACUTIS DIAGNOSTICS		142	4	3%	146
ASSOCIATED CLINICAL LABORATORIES		115	30	21%	145
MEMPHIS PATHOLOGY LABORATORY		134	4	3%	138
ORLANDO VAMC		79	56	41%	135
TENNESSEE DOH - NASHVILLE	1	120	13	10%	134
NEW YORK STATE ELR - NORTH SHORE LONG ISLAND JEWISH HEALTH		121	13	10%	134
BAPTIST MD ANDERSON CANCER CENTER		132			132
INFORM DIAGNOSTICS		127	1	1%	128
PATHNOSTICS		21	105	83%	126
PATHGROUP LABS LLC		85	38	31%	123

Coronavirus: testing by laboratory

Data through Jul 5, 2020 verified as of Jul 6, 2020 at 09:25 AM

Data in this report are provisional and subject to change.

The numbers in the table below represent the number for whom test results were received by the Department of Health. A person can be tested by more than one laboratory and can have both positive and negative results. **Therefore, the sum of the numbers in each column will be larger than the total number of people tested.**

Reporting lab	Inconclusive	Negative	Positive	Percent positive	Total
SANFORD REFERENCE LAB		123			123
BMHSI-AEL MICROBIOLOGY LABORATORY	2	102	18	15%	122
CAREMOUNT MEDICAL - PATHOLOGY		111	3	3%	114
LABCORP TAMPA	1	15	97	86%	113
PATIENT'S FIRST		1	111	99%	112
ALLIED HEALTH FORT PIERCE		112			112
QUALITOX LABORATORIES		93	17	15%	110
INTEGRATED REGIONAL LABORATORIES		99	10	9%	109
ORLANDO VETERANS AFFAIRS MEDICAL CENTER		32	76	70%	108
ASAP LAB LLC		90	17	16%	107
NEW YORK STATE ELR - NYU HOSPITALS CENTER CLINICAL LABORATORIES		103	4	4%	107
UAB UNIVERSITY OF ALABAMA HOSPITAL LAB		104	3	3%	107
LEHIGH REGIONAL MEDICAL CENTER LAB		93	12	11%	105
LABTECH DIAGNOSTIC		83	16	16%	99
NEW YORK STATE ELR - EMPIRECITY LABORATORIES		90	5	5%	95
FLAGLER HOSPITAL	3	15	77	81%	95
NEO GENOMICS - FORT MYERS		93	1	1%	94
UHEALTH CORAL GABLES/LENNAR MED CTR		87	7	7%	94
DIAGNOSTIC SOLUTIONS		3	90	97%	93
PALM BEACH COUNTY HEALTH DEPT LAB		91	1	1%	92
IRL MARKET LAB		60	31	34%	91
UNKNOWN		7	83	92%	90
SMA SPECIALITY MEDICAL LAB		43	47	52%	90
JAY HOSPITAL CLINICAL LABORATORY		82	7	8%	89
ASCEND CLINICAL		85	3	3%	88
ROSEN MEDICAL CENTER		83	4	5%	87
VAMC WEST PALM LAB			87	100%	87
SUNRISE MEDICAL LABORATORIES		58	27	32%	85
JAMES A. HALEY VETERANS MICRO LAB			84	100%	84
BOSTON HEART DIAGNOSTICS CORP		81	3	4%	84
BUREAU OF CLINICAL LABORATORIES		70	14	17%	84
RCA LABORATORY SERVICES, LLC		50	33	40%	83
NEW YORK STATE ELR - NEW YORK PRESBYTERIAN HOSPITAL CUMC CLINICAL		72	11	13%	83
HOLY CROSS HOSPITAL LABORATORY			82	100%	82
BAY PINES VAMC CLINICAL LABORATORY		1	79	99%	80
SPARROW HEALTHCARE		1	78	99%	79
GENETWORKX		15	64	81%	79
BIOCERNA LLC	2	58	15	20%	75
MICROGEN DX		1	73	99%	74
FLORIDA HOSPITAL WAUCHULA		38	35	48%	73
MILLENNIUM PATHOLOGY/MICROBIOLOGY LABORATORY			72	100%	72
USAFSAM/PHE		23	47	67%	70
VETERANS AFFAIRS MEDICAL CENTER LAB			69	100%	69
STEWART REFERENCE LABORATORY			68	100%	68
Highlands Regional Hospital		63	5	7%	68
CENTRAL FLORIDA HEALTH CARE		46	21	31%	67
ADVENT HEALTH DAYTONA		1	63	98%	64

Coronavirus: testing by laboratory

Data through Jul 5, 2020 verified as of Jul 6, 2020 at 09:25 AM

Data in this report are provisional and subject to change.

The numbers in the table below represent the number for whom test results were received by the Department of Health. A person can be tested by more than one laboratory and can have both positive and negative results. **Therefore, the sum of the numbers in each column will be larger than the total number of people tested.**

Reporting lab	Inconclusive	Negative	Positive	Percent positive	Total
MARTIN MEMORIAL LABORATORY AT ST LUCIE WEST		59	4	6%	63
DAVITA LABORATORY SERVICES		48	14	23%	62
AVECINA MEDICAL OAKLEAF			61	100%	61
NEW YORK STATE ELR - NEW YORK HOSPITAL LABORATORIES		56	4	7%	60
FLORIDA COMMUNITY HEALTH CENTERS INC			59	100%	59
NEW YORK STATE ELR - MOUNT SINAI LABORATORY		52	5	9%	57
ADVANCE MEDICAL OF NAPLES			57	100%	57
HOLY CROSS HOSPITAL		1	55	98%	56
MEDICAL DIAGNOSTICS LABORATORIES,INC		15	40	73%	55
P4 CLINICAL, LLC			54	100%	54
HOLMES REGIONAL MEDICAL CENTER		3	51	94%	54
GESSLER CLINIC			53	100%	53
VAMC LAKE CITY		51	1	2%	52
FLORIDA HOSPITAL HEARTLAND MED CTR LAKE PLACID		43	9	17%	52
ST JUDE CHILDREN'S RESEARCH HOSPITAL		49	3	6%	52
BROWARD HEALTH MEDICAL CENTER		1	49	98%	50
AVERO DIAGNOSTICS		41	9	18%	50
GENE BY GENE			49	100%	49
P4 DIAGNOSTIX LABORATORY NETWORK		1	48	98%	49
MARTIN MEMORIAL MEDICAL CENTER LAB		10	38	79%	48
SARASOTA CO. HEALTH DEPT # 58		37	11	23%	48
VAMC BAY PINES		1	46	98%	47
CENTRA CARE			47	100%	47
EXPRESS GENE MOLECULAR DIAGNOSTIC LABORATORY			47	100%	47
H LEE MOFFITT CANCER CENTER MICRO		46			46
CLEVELAND CLINIC MARTIN NORTH HOSPITAL		37	9	20%	46
BIOREFERENCE LABORATORY		1	44	98%	45
FULGENT DIAGNOSTICS	3	36	6	13%	45
UR MEDICINE LABS- CENTRAL LABORATORY		43			43
HURLBURT FIELD CLINIC		23	18	44%	41
MILLENNIUM LAB SERVICES			40	100%	40
BAYCARE LAB		1	39	98%	40
BAPTIST HEALTH SOUTH FLORIDA		3	37	93%	40
UNITED CLINICAL LABORATORY LLC			38	100%	38
FISHERMENS HOSPITAL CLINICAL LAB		37	1	3%	38
FINLAY CLINICAL LABORATORY		24	14	37%	38
NAVY HOSPITAL			38	100%	38
LABCORP BURLINGTON (LPP)		9	29	76%	38
NIGHT LITE PEDIATRICS		10	28	74%	38
QUEST TAMPA (NEW YORK ELR)		30	7	19%	37
ORLANDO VA PALMS		2	34	94%	36
FLORIDA HOSPITAL NEW SMYRNA		4	32	89%	36
IRL		4	31	89%	35
Assurance Scientific Laboratories		26	9	26%	35
NEW YORK STATE ELR - WADSWORTH HEALTH CENTER		32	3	9%	35
ST. CLOUD MEDICAL GROUP		35			35
VHA PUBLIC HEALTH REFERENCE LABORATORY- PALO ALTO		27	7	21%	34

Coronavirus: testing by laboratory

Data through Jul 5, 2020 verified as of Jul 6, 2020 at 09:25 AM

Data in this report are provisional and subject to change.

The numbers in the table below represent the number for whom test results were received by the Department of Health. A person can be tested by more than one laboratory and can have both positive and negative results. **Therefore, the sum of the numbers in each column will be larger than the total number of people tested.**

Reporting lab	Inconclusive	Negative	Positive	Percent positive	Total
MILLENIUM PHYSICIANS GROUP			34	100%	34
FLORIDA LABORATORY ANALYSIS		26	8	24%	34
QUEST DIAGNOSTICS-VERO BEACH-37TH ST		31			31
BioReference Laboratories, Inc		21	10	32%	31
PROVIDENCE HOSPITAL LABORATORY		30	1	3%	31
MORTON PLANT HOSPITAL			31	100%	31
SACRED HEART HOSPITAL ON THE GULF		24	7	23%	31
CLINICAL REFERENCE LABORATORY		27	4	13%	31
CENTRACARE		1	29	97%	30
STATEN ISLAND UNIVERSITY HOSPITAL-POUCH		27	2	7%	29
EAST MANATEE FAMILY	1		28	97%	29
MEDARBOR DIAGNOSTICS		1	28	97%	29
NORTH FLORIDA PEDIATRICS-TALLAHASSEE		25	4	14%	29
C.W. BILL YOUNG VA MEDICAL CENTER		3	25	89%	28
NEW YORK STATE ELR - ENZO CLINICAL LABS INC		27	1	4%	28
DESOTO MEMORIAL HOSPITAL LAB			28	100%	28
SMA MEDICAL LABORATORY		8	20	71%	28
LAB CORP TAMPA			28	100%	28
SOUTH LAKE HOSPITAL		1	26	96%	27
HOSPITAL FOR SPECIAL SURGERY		26	1	4%	27
FINLAY CLINICAL LABORATORY INC		26	1	4%	27
TRADITION MEDICAL CENTER LABORATORY		7	20	74%	27
CDC		17	9	35%	26
MORTON PLANT HOSPITAL/LAB		1	25	96%	26
P4CLINICAL	3	1	21	84%	25
NONA SCIENTIFIC			25	100%	25
SUNCOAST LABS			25	100%	25
SOLARIS DIAGNOSTICS		1	24	96%	25
TAMPA GENERAL HOSPITAL CLINICAL LAB			25	100%	25
HEALTH FIRST-HOLMES REGIONAL			24	100%	24
QUEST DIAGNOSTIC INC		2	22	92%	24
LABORATORY CORP OF AMERICA	1	4	18	78%	23
LABORATORY DYNAMICS		20	3	13%	23
MAVERICK LABS			23	100%	23
ORLANDO REGIONAL MEDICAL CENTER		1	22	96%	23
DYNAMIC MEDICAL USA			23	100%	23
ST JOSEPHS CHILDRENS OUTREACH			22	100%	22
ST. ANTHONY'S HOSPITAL			22	100%	22
LAB CORP RTP	1	2	19	86%	22
CAPITAL REGIONAL MEDICAL CENTER		1	21	95%	22
UNIVERSITY OF MIAMI HOSPITAL & CLINICS		19	3	14%	22
UNKNOWN - BAD FACILITY CODE		2	20	91%	22
ALL CHILDREN'S HOSPITAL LAB		1	21	95%	22
PENNSYLVANIA DEPT OF HEALTH		19	3	14%	22
LABFIRST - DEPARTMENT OF PATHOLOGY		21			21
JACKSON MEMORIAL HOSPITAL			21	100%	21
HUNTSVILLE HOSPITAL LABORATORY		18	3	14%	21

Coronavirus: testing by laboratory

Data through Jul 5, 2020 verified as of Jul 6, 2020 at 09:25 AM

Data in this report are provisional and subject to change.

The numbers in the table below represent the number for whom test results were received by the Department of Health. A person can be tested by more than one laboratory and can have both positive and negative results. **Therefore, the sum of the numbers in each column will be larger than the total number of people tested.**

Reporting lab	Inconclusive	Negative	Positive	Percent positive	Total
ST. CLOUD HOSPITAL		20			20
DEPARTMENT OF VETERANS AFFAIRS JAMES A. HALEY VETERANS HOSPITAL			20	100%	20
LEON MEDICAL CENTER			20	100%	20
ST VINCENT'S BIRMINGHAM LABORATORY		20			20
BROWARD HEALTH CORAL SPRINGS EPIDEMIOLOGY DEPT			20	100%	20
QUEST DIAGNOSTICS NICHOLS INSTITUTE- LPP		3	17	85%	20
BAYCARE HEALTH SYSTEM		1	19	95%	20
INTEGRITY LABORATORIES			20	100%	20
FLORIDA CLINICAL LABORATORY-BIOREFERENCE LABORATORIES		2	18	90%	20
INTEGRATED REGIONAL LABORATORIES - LARGO			19	100%	19
ST. MARY'S MEDICAL CENTER LAB			19	100%	19
MIAMI BEACH COMMUNITY HEALTH CENTER			19	100%	19
NEW YORK STATE ELR - NEWYORK-PRESBYTERIAN/QUEENS DIAGNOSTIC		19			19
EGLIN REGIONAL MEDICAL CENTER		4	15	79%	19
MED HEALTH SERVICES		18			18
NEW YORK STATE ELR - MONTEFIORE MEDICAL CENTER LABORATORIES - MOSES		13	5	28%	18
QUEST DIAGNOSTICS INC.			18	100%	18
STONE WASH CLINICAL LABORATORIES		2	16	89%	18
SUNPATH MEDICAL DIAGNOSTICS LABORATORY			18	100%	18
FAWCETT MEMORIAL HOSPITAL-LAB		1	16	94%	17
WATSON CLINIC LLP SOUTH			17	100%	17
MACDILL AIRFORCE BASE MICRO		14	3	18%	17
CLEVELAND CLINIC FOUNDATION		9	8	47%	17
KENDALL REGIONAL MEDICAL CENTER LAB			17	100%	17
TOM LEE COMMUNITY HEALTH CENTER			16	100%	16
POPLAR HEALTHCARE PLLC	1	10	5	31%	16
MIAMI VA HEALTHCARE SYSTEM			16	100%	16
CHILDREN'S HOSPITAL OF ALABAMA		16			16
VA		15	1	6%	16
MOBILE INFIRMARY MED CENTER PATH LAB		13	2	13%	15
PALO ALTO VA MEDICAL CENTER		1	14	93%	15
NEW PLANT CITY FAMILY CARE			15	100%	15
TGH		1	14	93%	15
NEW YORK STATE ELR - WHITE PLAINS HOSPITAL CENTER LAB		15			15
AMELIA URGENT CARE			15	100%	15
DIATHERIX		13	2	13%	15
QUESTDIAGNOSTICS INCORPORATED		1	14	93%	15
IPSUM DIAGNOSTICS			14	100%	14
PACIFIC ANALYTICS			14	100%	14
LABORATORY SPECIALISTS OF MICHIGAN			14	100%	14
PATRICK AIR FORCE BASE		1	13	93%	14
NITE LITE PEDIATRICS			14	100%	14
LABCORP BIRMINGHAM		4	10	71%	14
PHYSICIANS REGIONAL HEALTHCARE SYSTEM			14	100%	14
UNITED CLINICAL LABS			14	100%	14
ARTHREX MEDICAL CENTER			13	100%	13
VA MEDICAL CENTER		5	8	62%	13

Coronavirus: testing by laboratory

Data through Jul 5, 2020 verified as of Jul 6, 2020 at 09:25 AM

Data in this report are provisional and subject to change.

The numbers in the table below represent the number for whom test results were received by the Department of Health. A person can be tested by more than one laboratory and can have both positive and negative results. **Therefore, the sum of the numbers in each column will be larger than the total number of people tested.**

Reporting lab	Inconclusive	Negative	Positive	Percent positive	Total
NEW YORK STATE ELR - STONY BROOK UNIVERSITY MEDICAL CENTER		10	3	23%	13
TIDE LABORATORIES		3	10	77%	13
QUEST DIAGNOSTICS NICHOLS INSTITUTE - SJC (LPP)		9	4	31%	13
XERA MED RESEARCH			13	100%	13
QDX PATHOLOGY SERVICES		10	3	23%	13
QUEST DIAGNOSTICS INCORPORATED			13	100%	13
AVECINA MEDICAL JULINGTON		3	10	77%	13
AMERICAN RESEARCH LABS		1	12	92%	13
HEALTH CENTRAL HOSPITAL			13	100%	13
GENPATH			13	100%	13
ADVENT HEALTH FISH MEMORIAL		2	11	85%	13
GRAVITY DIAGNOSTICS		9	4	31%	13
FLORIDA DEPARTMENT OF HEALTH		9	4	31%	13
WHITE WILSON MEDICAL CENTER CLINIC			12	100%	12
MEDCOMP SCIENCES			12	100%	12
BIO-REFERENCE LABORATORIES			12	100%	12
Quest Diag Unspecifd		4	8	67%	12
NEW YORK STATE ELR - BROOKDALE UNIVERSITY HOSPITAL		12			12
ADVANCED URGENT CARE		10	2	17%	12
PROTEUS MOLECULAR AND CLINICAL LAB		8	4	33%	12
NEW YORK STATE ELR - KALEIDA HEALTH CENTER FOR LABORATORY		9	3	25%	12
MEDICAL DIAGNOSTIC LAB		1	11	92%	12
CORE DIAGNOSTIC LABORATORIES			12	100%	12
NEW YORK STATE ELR - LENOX HILL HOSPITAL		11	1	8%	12
PARRISH MEDICAL CENTER		1	11	92%	12
NXGEN MDX		11	1	8%	12
BROWARD DIALYSIS			12	100%	12
NAVAL HOSPITAL - JACKSONVILLE		1	11	92%	12
ST. JOSEPHS HOSPITAL			12	100%	12
INDIAN RIVER MEDICAL CENTER		11			11
OUT OF STATE		11			11
LAB INTERMARKET FACILITY LAB			11	100%	11
FLORIDA DEPT OF HEALTH		4	7	64%	11
AMERICAN ESOTERIC LABORATORIES			11	100%	11
AVECINA MEDICAL SOUTHSIDE			11	100%	11
BAY MEDICAL CENTER SACRED HEART HEALTH SYSTEM			11	100%	11
MADISON CORE LABORATORIES		9	1	10%	10
SUNQUEST		2	8	80%	10
ESCAMBIA COMMUNITY CLINIC			10	100%	10
DOH			10	100%	10
NEW YORK STATE ELR - CATHOLIC HEALTH SYSTEM DEPT LABORATORY		10			10
LAKE BALDWIN CBOC		9	1	10%	10
BROWARD HEALTH CARE			10	100%	10
NEW JERSEY DEPARTMENT OF HEALTH COMMUNICABLE DISEASE SERVICE		3	7	70%	10
PARKWEST MEDICAL CENTER		9	1	10%	10
MED ARBOR			10	100%	10
PARK WEST MEDICAL CENTER		10			10

Coronavirus: testing by laboratory

Data through Jul 5, 2020 verified as of Jul 6, 2020 at 09:25 AM

Data in this report are provisional and subject to change.

The numbers in the table below represent the number for whom test results were received by the Department of Health. A person can be tested by more than one laboratory and can have both positive and negative results. **Therefore, the sum of the numbers in each column will be larger than the total number of people tested.**

Reporting lab	Inconclusive	Negative	Positive	Percent positive	Total
UNIVERSITY HEALTH SYSTEM INC		10			10
NEW YORK STATE ELR - QUEST DIAGNOSTICS INCORPORATED		6	3	33%	9
CLARITY LAB SOLUTIONS		3	6	67%	9
VAMC GAINESVILLE		2	7	78%	9
CAPE CANAVERAL HOSPITAL			9	100%	9
MICHIGAN DEPARTMENT OF HEALTH AND HUMAN SERVICES			9	100%	9
ST. JOSEPH HOSPITAL LAB			9	100%	9
LABCORP - MIAMI		4	5	56%	9
CITRUS MEMORIAL HEALTH SYSTEM LAB		1	8	89%	9
ST FRANCIS HOSPITAL		6	3	33%	9
ALL CHILDREN'S HOSPITAL/LAB			9	100%	9
SHORELINE PHYSICIAN GROUP			9	100%	9
SEVEN RIVERS REGIONAL MEDICAL CENTER			9	100%	9
NEW YORK STATE ELR - WILSON MEMORIAL REGIONAL MEDICAL CENTER		9			9
JACKSON HEALTH SYSTEM			9	100%	9
DOCTORS MEMORIAL HOSPITAL		6	3	33%	9
CORE LABORATORY		1	8	89%	9
UVMMC MICROBIOLOGY		9			9
JACKSON NORTH MEDICAL CENTER		1	7	88%	8
MOLECULAR TESTING LABS			8	100%	8
AMERICAN PATHOLOGY PARTNERS		7	1	13%	8
THE COMMONWEALTH OF MASSACHUSETTS			8	100%	8
ST JOSEPH'S HEALTHLINE		1	7	88%	8
NEW YORK STATE ELR - ROCHESTER GENERAL HOSPITAL LABORATORY		7	1	13%	8
ST JOSEPHS HOSPITAL			8	100%	8
CONSOLIDATED LAB SERVICES		8			8
LABCORP - CLEARWATER		3	5	63%	8
LAB PLUS, LLC AT SAINT THOMAS WEST HOSPITAL		6	2	25%	8
VENICE REGIONAL MEDICAL CENTER			8	100%	8
MIAMI VAMC			8	100%	8
DELRAY MEDICAL CENTER LAB			8	100%	8
NEW YORK STATE ELR - UNIVERSITY HOSPITAL, STONY BROOK SOUTHAMPTON		8			8
GENEUS DIAGNOSTICS			8	100%	8
BAYCARE OUTREACH LABORATORY SERVICES		1	7	88%	8
EXPERTUS LABORATORIES INC		8			8
FLORIDA COMMUNITY HEALTH CENTER OF ST. LUCIE			8	100%	8
ST MARY'S MEDICAL CENTER		1	7	88%	8
BAYFRONT		8			8
MOFFITT CANCER CENTER		6	2	25%	8
ADVENTHEALTH LAB			7	100%	7
QUEST INFECTIOUS DISEASE		3	4	57%	7
EAST ALABAMA MEDICAL CENTER LABORATORY		6	1	14%	7
VIERA HOSPITAL			7	100%	7
325TH MEDICAL GROUP			7	100%	7
USA HEALTH UNIVERSITY HOSPITAL CLINICAL LABORATORY		7			7
PALM BAY HOSPITAL		1	6	86%	7
BIO REFERNCE LABORATORIES		2	5	71%	7

Coronavirus: testing by laboratory

Data through Jul 5, 2020 verified as of Jul 6, 2020 at 09:25 AM

Data in this report are provisional and subject to change.

The numbers in the table below represent the number for whom test results were received by the Department of Health. A person can be tested by more than one laboratory and can have both positive and negative results. **Therefore, the sum of the numbers in each column will be larger than the total number of people tested.**

Reporting lab	Inconclusive	Negative	Positive	Percent positive	Total
LONGLEAF DIAGNOSTIC LABORATORIES		2	5	71%	7
WATSON CLINIC LLP MAIN			7	100%	7
MAYO CLINIC DEPT OF LAB MED PATHOLOGY			7	100%	7
MACDILL AFB HOSPITAL		1	6	86%	7
NORTH SHORE UNIVERSITY HOSPITAL LABORATORY		7			7
NORTH CAROLINA DEPARTMENT OF HEALTH & HUMAN SERVICES			7	100%	7
AEL- MEMPHIS			7	100%	7
NO NAME		5	2	29%	7
GRAVITY DIAGNOSTICS, LLC		3	4	57%	7
DEVANSH LAB WERKS INC		5	2	29%	7
LABCORP INC		1	6	86%	7
NONE			7	100%	7
PERSONALIZED GENETIC TESTING			6	100%	6
SANTA ROSA MEDICAL CENTER			6	100%	6
ST JOSEPH HOSPITAL		5	1	17%	6
DYNAMIC DNA LAB			6	100%	6
NEW YORK STATE ELR - JAMAICA HOSPITAL MEDICAL CENTER		6			6
LEE COUNTY HEALTH DEPARTMENT		4	2	33%	6
DIAGNOSTIC LABORATORY OF OKLAHOMA		6			6
FLORIDA DEPARTMENT OF HEALTH IN LAKE COUNTY		3	3	50%	6
ACCU REFERENCE MEDICAL LAB			6	100%	6
SOUTHEAST ALABAMA MEDICAL CENTER			6	100%	6
STATE LAB		1	5	83%	6
NORTH BAY HOSPITAL			6	100%	6
ARCHBOLD MEMORIAL HOSPITAL/LAB		3	3	50%	6
SACRED HEART HEALTH SYSTEM			6	100%	6
MICHIGAN DEPARTMENT OF COMMUNITY HEALTH		1	5	83%	6
BAPTIST SOUTH MEDICAL CENTER		2	4	67%	6
DOCTOR'S IN HOUSE LAB			6	100%	6
CURATIVE LABS INC			6	100%	6
NEW YORK STATE ELR - JAMES J PETERS VA MEDICAL CENTER		4	2	33%	6
UPMC CHAUTAUQUA AT WCA LABORATORY		6			6
PRIDE DIAGNOSTICS		6			6
LECONTE MEDICAL CENTER LAB		5	1	17%	6
AMERICAN HEALTH ASSOCIATES OF TAMPA			5	100%	5
MID-FLORIDA PATHOLOGY		3	2	40%	5
BIOTECH			5	100%	5
NORTHWELL HEALTH PLAINVIEW HOSPITAL LABORATORY		4	1	20%	5
NEW YORK STATE ELR - GOOD SAMARITAN HOSPITAL LABORATORY		5			5
BAPTIST CLAY			5	100%	5
CHILDREN'S HOSPITAL OF PHILADELPHIA		5			5
XRL SXF REF LAB		5			5
MILLENNIUM PHYSICIAN GROUP LCC			5	100%	5
DEPARTMENT OF VETERANS AFFAIRS MEDICAL CENTER			5	100%	5
SOUTH SEMINOLE HOSPITAL		1	4	80%	5
LEE MEMORIAL LAB GULF COAST			5	100%	5
PENSACOLA PEDIATRICS			5	100%	5

Coronavirus: testing by laboratory

Data through Jul 5, 2020 verified as of Jul 6, 2020 at 09:25 AM

Data in this report are provisional and subject to change.

The numbers in the table below represent the number for whom test results were received by the Department of Health. A person can be tested by more than one laboratory and can have both positive and negative results. **Therefore, the sum of the numbers in each column will be larger than the total number of people tested.**

Reporting lab	Inconclusive	Negative	Positive	Percent positive	Total
LAB			5	100%	5
SPECIALITY LABORATORIES,INC		4	1	20%	5
SANFORD LABORATORIES		5			5
AEL KNOXVILLE			5	100%	5
HEALTH FIRST-PALM BAY			5	100%	5
ST ANTHONY NORTH			5	100%	5
PATHGROUP LABS			5	100%	5
BROWARD COUNTY HEALTH DEPT.			5	100%	5
SMA LAB		3	2	40%	5
UPMC HEALTH SYSTEM		4	1	20%	5
TAMIAMI LAB MILLENNIUM			5	100%	5
BOCA RATON REGIONAL HOSPITAL LAB			5	100%	5
CONNECTICUT DEPARTMENT OF HEALTH		4	1	20%	5
ST VINCENTS MEDICAL CENTER RIVERSIDE NURSING			5	100%	5
ST VINCENT'S EAST LABORATORY		5			5
CLINICAL PATHOLOGY LABORATORIES, INC.			5	100%	5
ST. JOSEPH'S HOSPITAL LAB			5	100%	5
TRUE HEALTH DIAGNOSTICS		1	4	80%	5
US BIOTEK LABORATORIES			5	100%	5
ADVENTHEALTH CENTRA CARE ORMOND BEACH			5	100%	5
PATHOGENIUS LABORATORIES		2	3	60%	5
NEW YORK STATE ELR - CATHOLIC HEALTH SERVICES REGIONAL LABORATORY		3	2	40%	5
JFK MEDICAL CENTER NORTH LAB			5	100%	5
NEW YORK STATE ELR - BROOKLYN HOSPITAL CENTER DOWNTOWN CAMPUS		4			4
BOND CLINIC			4	100%	4
SELECT REFERENCE LABORATORIES, LLC			4	100%	4
VAMC			4	100%	4
DAVITA LABORATORY		4			4
PEDIATRIC HEALTH CARE ALLIANCE			4	100%	4
NEW YORK STATE ELR - VASSAR BROTHERS MEDICAL CENTER LABORATORY		4			4
CAYUGA MEDICAL CENTER AT ITHACA		4			4
THOMAS JEFFERSON UNIVERSITY HOSPITAL		4			4
SOUTHEAST FAMILY HEALTHCARE CENTER			4	100%	4
PRECISION LABS LLC		1	3	75%	4
TENNESSEE DOH		4			4
MAYO CLINIC LABS - ROCHESTER SUPERIOR DRIVE			4	100%	4
MISSOURI DEPARTMENT OF HEALTH AND SENIOR SERVICES			4	100%	4
OKLAHOMA STATE UNIVERSITY DIAGNOSTIC LAB			4	100%	4
NEW YORK STATE ELR - LOURDES HOSPITAL INC		4			4
LABCORP - NAPLES			4	100%	4
COMMUNITY HEALTH OF SOUTH FLORIDA			4	100%	4
EXPRESS TESTING-ONE			4	100%	4
THE CENTER FOR URGENT CARE		3	1	25%	4
NEW YORK STATE ELR - ST PETER'S BENDER LABORATORY		4			4
PROMEDICA LABORATORIES		4			4
SEBASTIAN RIVER MEDICAL CENTER		3	1	25%	4
LEHIGH VALLEY HOSPITAL		3	1	25%	4

Coronavirus: testing by laboratory

Data through Jul 5, 2020 verified as of Jul 6, 2020 at 09:25 AM

Data in this report are provisional and subject to change.

The numbers in the table below represent the number for whom test results were received by the Department of Health. A person can be tested by more than one laboratory and can have both positive and negative results. **Therefore, the sum of the numbers in each column will be larger than the total number of people tested.**

Reporting lab	Inconclusive	Negative	Positive	Percent positive	Total
FLOWERS HOSPITAL		1	3	75%	4
LABCORP BURLINGTON CYTO		3	1	25%	4
DTR LABS		3	1	25%	4
NEW YORK STATE ELR - HUDSON VALLEY HOSPITAL CENTER LABORATORY		3	1	25%	4
Diatherix Laboratories, LLC		1	3	75%	4
QUEST DIAGNOSTICS- MELBOURNE			4	100%	4
NORTHWEST FLORIDA COMMUNITY HOSPITAL		1	3	75%	4
BAY PINES VA		1	3	75%	4
TRUGENX			4	100%	4
FINLAY C. LABORATORY		3	1	25%	4
MERCY HOSPITAL MIAMI LAB			4	100%	4
SUNCOAST COMMUNITY HEALTH CENTERS PEDIATRICS			4	100%	4
LAKELAND REGIONAL HEALTH			4	100%	4
MEDICAL LABORATORY DIAGNOSTICS			4	100%	4
VENICE REGIONAL MEDICAL LAB SERVICES			4	100%	4
HEALTH FIRST-VIERA HOSPITAL			4	100%	4
HEALTH FIRST CAPE CANAVERAL HOSPITAL			4	100%	4
CANTON-POTSDAM HOSPITAL LABORATORY		4			4
MEDLOGIC, LLC		4			4
UMHC/SYLVESTER AT KENDALL			4	100%	4
OPTUM LABS LLC			3	100%	3
BEAUMONT LABORATORY			3	100%	3
UNKNOWN LAB			3	100%	3
DOH-TAMPA BRANCH LABORATORY (MLK BLVD)			3	100%	3
WINTER HAVEN HOSPITAL			3	100%	3
LAKE CITY VETERANS HOSPITAL			3	100%	3
NORTH BROWARD HOSPITAL DISTRICT HEALTHCARE FOR THE HOMELESS			3	100%	3
BROOKWOOD BAPTIST MEDICAL CENTER		3			3
CBS LABORATORY			3	100%	3
FRANCES WARDE MEDICAL LABORATORY		1	2	67%	3
PALMS WEST HOSPITAL			3	100%	3
ASCENSION ST. VINCENT'S PRIMARY CARE			3	100%	3
COLORADO DEPARTMENT OF PUBLIC HEALTH AND ENVIRONMENT			3	100%	3
VA OUTPATIENT			3	100%	3
WAKEMED		1	2	67%	3
LEE MEMORIAL HEALTH PARK LAB			3	100%	3
BRANCH MEDICAL CLINIC			3	100%	3
AVELLINO LAB USA INC		3			3
VIRGINIA DIVISION OF CONSOLIDATED LABORATORIES			3	100%	3
GULF COAST MOLECULAR LABORATORIES			3	100%	3
BAYCARE OUTREACH LABORATORY HOSPITAL			3	100%	3
JACKSON SOUTH COMMUNITY HOSPITAL LAB			3	100%	3
LABCORP DIAGNOSTICS-MIAMI		2	1	33%	3
UT MEMPHIS UNIVERSITY HEALTH SERVICES		2	1	33%	3
ILLINOIS DEPARTMENT OF PUBLIC HEALTH			3	100%	3
PUBLIC HEALTH LAB		3			3
QUEST DIAGNOSTIC			3	100%	3

Coronavirus: testing by laboratory

Data through Jul 5, 2020 verified as of Jul 6, 2020 at 09:25 AM

Data in this report are provisional and subject to change.

The numbers in the table below represent the number for whom test results were received by the Department of Health. A person can be tested by more than one laboratory and can have both positive and negative results. **Therefore, the sum of the numbers in each column will be larger than the total number of people tested.**

Reporting lab	Inconclusive	Negative	Positive	Percent positive	Total
Cleveland Clinic Laboratories		1	2	67%	3
PENNSYLVANIA DEPARTMENT OF HEALTH BUREAU OF LABORATORIES			3	100%	3
DOH JACKSONVILLE CENTRAL LABORATORY		3			3
PINELLAS COUNTY HEALTH DEPARTMENT		2	1	33%	3
MAYO MEDICAL LABORATORIES		2	1	33%	3
BAYONET POINT MEDICAL CENTER			3	100%	3
FLORIDA CLINICAL LAB			3	100%	3
ADVENT HEALTH CENTRA CARE: WATERFORD LAKES			3	100%	3
FAMILY HEALTH CENTERS OF SWF LABS			3	100%	3
BARONESS ERLANGER HOSPITAL		3			3
ST LUKES HOSPITAL LABORATORY		2	1	33%	3
GENUS DIAGNOSTICS			3	100%	3
JOE DIMAGGIO CHILDREN'S HOSPITAL		1	2	67%	3
LAB CORP OF AMERICA		1	2	67%	3
NEW YORK STATE ELR - QUEST DIAGNOSTICS NICHOLS		3			3
BAYCARE LABORATORIES			3	100%	3
TYNDALL AFB			3	100%	3
TAMPA GENERAL HOSPITAL LABORATORY			3	100%	3
INDIAN RIVER CHD VERO BEACH		2	1	33%	3
VIRTUA VOORHEES HOSPITAL		3			3
LAKE WALES MEDICAL CENTER INC			3	100%	3
HUNTINGTON HOSPITAL LABORATORY		2	1	33%	3
GENESIS DIAGNOSTICS			3	100%	3
NEW YORK STATE ELR - SOUTHSIDE HOSPITAL NORTHWELL HEALTH LABORATORY		2	1	33%	3
CENTRAL FLORIDA HEALTH CARE INC			3	100%	3
KEY WEST URGENT CARE, INC		3			3
NICHOLS INSTITUTE QUEST DIAGNOSTICS		2	1	33%	3
NORTH OKALOOSA MEDICAL CENTER			3	100%	3
ACH			3	100%	3
BAYFRONT HEALTH BROOKSVILLE			3	100%	3
WESTPAC LABS			3	100%	3
ROCKLEDGE			3	100%	3
SHELBY COUNTY HEALTH CARE CORPORATION		1	2	67%	3
PRATTVILLE BAPTIST HOSPITAL		3			3
NEW YORK STATE DEPARTMENT OF HEALTH		1	1	50%	2
NORTHERN DUTCHESS HOSPITAL LABORATORY		2			2
BAPTIST MEDICAL CENTER EAST		1	1	50%	2
SCDHEC BUREAU OF LABORATORIES			2	100%	2
BAYFRONT HEALTH PUNTA GORDA			2	100%	2
QUEST DIAGNOSTICS-N ST PETERSBURG-5TH			2	100%	2
MAGNOLIA DIAGNOSTIC			2	100%	2
GEISINGER MEDICAL CENTER		2			2
MONTEFIORE NEW ROCHELLE HOSPITAL		2			2
METHODIST MEDICAL CENTER		1	1	50%	2
QUEENS HOSPITAL CENTER		2			2
QUEST DIAGNOSITCS INCORPORATED			2	100%	2
ALTRU DIAGNOSTICS INC			2	100%	2

Coronavirus: testing by laboratory

Data through Jul 5, 2020 verified as of Jul 6, 2020 at 09:25 AM

Data in this report are provisional and subject to change.

The numbers in the table below represent the number for whom test results were received by the Department of Health. A person can be tested by more than one laboratory and can have both positive and negative results. **Therefore, the sum of the numbers in each column will be larger than the total number of people tested.**

Reporting lab	Inconclusive	Negative	Positive	Percent positive	Total
CLINICAL PATHOLOGY LABS		1	1	50%	2
ACHS		2			2
HOME ACCESS HEALTH			2	100%	2
SARASOTA MEMORIAL MEDICAL URGENT CARE CENTER			2	100%	2
OMNI			2	100%	2
ST. JOSEPH REGIONAL MEDICAL CENTER			2	100%	2
LABCORP RARITAN		2			2
EMERGENCY MEDICAL CENTER			2	100%	2
BAYFRONT HEALTH ER PINELLAS PARK		2			2
LABCORP - OHIO			2	100%	2
TREASURE COAST COMMUNITY HEALTH			2	100%	2
INTERCOASTAL MEDICAL GROUP			2	100%	2
IOWA DEPARTMENT OF PUBLIC HEALTH			2	100%	2
CELERION			2	100%	2
CONEMAUGH MEMORIAL MEDICAL CENTER		2			2
GEORGIA DEPARTMENT OF PUBLIC HEALTH			2	100%	2
PALM BEACH PATHOLOGY		2			2
LABCORP PHOENIX			2	100%	2
CONNECTDX			2	100%	2
IRL MARKET LAB ALACHUA		1	1	50%	2
X-GENE MOLECULAR LABS			2	100%	2
BAYFRONT HEALTH SPRING HILL			2	100%	2
PREMIER LABORATORY SERVICES, LLC			2	100%	2
PPD			2	100%	2
MONTANA PUBLIC HEALTH LAB			2	100%	2
NAPHCARE, INC.			2	100%	2
ST. MARYS MEDICAL CENTER			2	100%	2
MHHS All Lab Subsection		2			2
UNIVERSITY HOSPITAL			2	100%	2
BETH ISRAEL DEACONESS MEDICAL CENTER			2	100%	2
ANNE BATES LEACH EYE HOSPITAL/ ABLEH MICROBIOLOGY LABORATORY		2			2
ALABAMA DEPARTMENT OF PUBLIC HEALTH			2	100%	2
CALHOUN LIBERTY HOSPITAL			2	100%	2
THE VILLAGES CLINICAL LAB		2			2
PRIVA PATH LABS			2	100%	2
AHSE ROP		2			2
JOHNSON CITY MEDICAL CENTER		1	1	50%	2
NEW HAMPSHIRE PUBLIC HEALTH LABORATORIES		2			2
SSM HEALTH ST LOUIS MICROBIOLOGY LABORATORY		1	1	50%	2
OHIO STATE UNIVERSITY WEXNER MEDICAL CENTER			2	100%	2
NEW YORK STATE ELR - SARATOGA HOSPITAL LABORATORY		2			2
MONTEFIORE ST LUKE'S CORNWALL HOSPITAL		2			2
NEW YORK STATE ELR - WESTCHESTER MEDICAL CENTER		2			2
MY CLINICAL LAB			2	100%	2
NEW HAMPSHIRE DEPARTMENT OF HEALTH AND HUMAN SERVICES		1	1	50%	2
NEW YORK STATE ELR - ORANGE REGIONAL MEDICAL CENTER LABORATORY		2			2
FLORIDA CLINICAL LABORATORY INC			2	100%	2

Coronavirus: testing by laboratory

Data through Jul 5, 2020 verified as of Jul 6, 2020 at 09:25 AM

Data in this report are provisional and subject to change.

The numbers in the table below represent the number for whom test results were received by the Department of Health. A person can be tested by more than one laboratory and can have both positive and negative results. **Therefore, the sum of the numbers in each column will be larger than the total number of people tested.**

Reporting lab	Inconclusive	Negative	Positive	Percent positive	Total
WALGREENS #5317		2			2
VIRTUA MEMORIAL HOSPITAL BURLINGTON COUNTY			2	100%	2
Cleveland Clinic Weston			2	100%	2
ADVANCED MEDICAL CARE			2	100%	2
BAY CARE			2	100%	2
STATEN ISLAND UNIVERSITY HOSPITAL		2			2
ABBOTT			2	100%	2
GALEN BAYLOR EXTENSION		2			2
ST CATHERINE OF SIENA HOSPITAL		2			2
LABCORP - STUART		1	1	50%	2
SIGNATURE CARE PFLUGERVILLE			2	100%	2
SHELBY BAPTIST MEDICAL CENTER			2	100%	2
MEMORIAL SLOAN KETTERING CANCER CENTER		1	1	50%	2
DEACONESS HOSPITAL			2	100%	2
DORAL URGENT CARE			2	100%	2
FLORIDA DEPARTMENT OF HEALTH IN HILLSBOROUGH COUNTY			2	100%	2
ST ELIZABETH MEDICAL CENTER LABORATORY		2			2
GULF COAST MEDICAL GROUP			2	100%	2
NEW YORK STATE ELR - BRONX LEBANON HOSPITAL-MEDICAL CENTER		2			2
OKLAHOMA STATE DEPARTMENT OF HEALTH-PUBLIC HEALTH LABORATORY			2	100%	2
FCHC (OB)-DARWIN SQUARE CTR.			2	100%	2
AMERICAN FAMILY CARE- ORANGE BEACH			2	100%	2
NEW YORK STATE ELR - JACOBI MEDICAL CENTER		2			2
FULGENT GENETICS			2	100%	2
LINCOLN MEDICAL AND MENTAL HEALTH CENTER		2			2
BIOFIRE			2	100%	2
HEALTHMARK REGIONAL HOSPITAL LAB			2	100%	2
WEST PACIFIC MEDICAL LABORATORY			1	100%	1
WELLINGTON WEST 100176			1	100%	1
ST. LUKE'S HOSPITAL - BETHLEHEM CAMPUS		1			1
THOMAS LANGLEY			1	100%	1
LABCORP-PORT ST.LUCIE		1			1
THE UNIVERSITY OF VERMONT MEDICAL CENTER		1			1
BMC/JACSONVILLE		1			1
ST. JOSEPH'S HOSPITAL NORTH			1	100%	1
CELEBRATION HOSPITAL			1	100%	1
US LABORATORIES			1	100%	1
CENTRA CARE - WATERFORD LAKES			1	100%	1
VRL EUROFINs			1	100%	1
SUNY AT STONY BROOK			1	100%	1
TEN HEALTHCARE			1	100%	1
WASHINGTON STATE DEPARTMENT OF HEALTH PUBLIC HEALTH LABORATORIES			1	100%	1
INTERMARKET FACILITY			1	100%	1
CENTRA CARE CONWAY			1	100%	1
OHIO DEPARTMENT OF HEALTH			1	100%	1
KANSAS DEPARTMENT OF HEALTH			1	100%	1
NEW YORK STATE ELR - NEW YORK CITY DEPARTMENT OF HEALTH & MENTAL		1			1

Coronavirus: testing by laboratory

Data through Jul 5, 2020 verified as of Jul 6, 2020 at 09:25 AM

Data in this report are provisional and subject to change.

The numbers in the table below represent the number for whom test results were received by the Department of Health. A person can be tested by more than one laboratory and can have both positive and negative results. **Therefore, the sum of the numbers in each column will be larger than the total number of people tested.**

Reporting lab	Inconclusive	Negative	Positive	Percent positive	Total
ORMOND BEACH CENTRA CARE			1	100%	1
AFC URGENT CARE			1	100%	1
PARKWAY REGIONAL MEDICAL CENTER LAB			1	100%	1
CQUENTIA NGS, LLC			1	100%	1
BAYCARE ALLIANT HOSPITAL			1	100%	1
DOCS URGENT CARE			1	100%	1
CATHOLIC HEALTH SYSTEM DEPT LABORATORY		1			1
Mt Sinai Aventura			1	100%	1
BLOOD SYSTEMS LABORATORIES			1	100%	1
BAYCARE OUTREACH LAB			1	100%	1
NEW YORK STATE ELR - ERIE COUNTY MEDICAL CTR CLINICAL LABS		1			1
BIRMINGHAM VAMC		1			1
ACCESS HEALTH CARE PHYSICIANS			1	100%	1
COMPUNET CLINICAL LAB			1	100%	1
UF KANAPAHA LAB BEAKER		1			1
CFCH - FROSTPROOF			1	100%	1
KETTERING MEDICAL CENTER			1	100%	1
COASTAL LABORATORIES			1	100%	1
COLORADO DEPARTMENT OF HEALTH LABORATORY SERVICES DIVISION			1	100%	1
JEFFERSON COUNTY HEALTH DEPARTMENT-MONTICELLO		1			1
UNIVERSITY OF FLORIDA			1	100%	1
UNK			1	100%	1
Covance Central Laboratory			1	100%	1
URGENT CARE TCMA			1	100%	1
CORAL GABLES HOSPITAL			1	100%	1
UNIVERSITY OF MIAMI			1	100%	1
MONTANA DEPARTMENT OF PUBLIC HEALTH & HUMAN SERVICES			1	100%	1
LAB CORP PHOENIX			1	100%	1
State Lab Unspecifd			1	100%	1
MARYLAND DEPARTMENT OF HEALTH AND MENTAL HYGIENE			1	100%	1
ARNOLD PALMER HOSPITAL LABORATORY			1	100%	1
ARNOT OGDEN MEDICAL CENTER LABORATORY		1			1
MARINER'S HOSPITAL			1	100%	1
TEXAS DEPARTMENT OF STATE HEALTH SERVICES			1	100%	1
CHATSWORTH ASSISTED LIVING COMMUNITY AT PGA NATIONAL			1	100%	1
MEDICAL CLINIC OF HOUSTON			1	100%	1
NEW YORK PRESBYTERIAN - ALLEN HOSPITAL		1			1
SKY RIDGE MEDICAL CENTER - MICRO			1	100%	1
ALLIANCE LABS @LRMC			1	100%	1
NEW YORK STATE ELR - SAMARITAN HOSPITAL LABORATORY		1			1
ST FRANCIS			1	100%	1
ALVERNO CLINICAL LABORATORIES			1	100%	1
MISSOURI DEPARTMENT OF HEALTH AND SENIOR SERVICES - STATE PH LAB		1			1
SOUTHEAST GEORGIA HEALTH SYSTEM			1	100%	1
THE HEART HOSPITAL BAYLOR PLANO			1	100%	1
JOHN HOPKINS MEDICAL LABORATORIES		1			1
Viracor Eurofins			1	100%	1

Coronavirus: testing by laboratory

Data through Jul 5, 2020 verified as of Jul 6, 2020 at 09:25 AM

Data in this report are provisional and subject to change.

The numbers in the table below represent the number for whom test results were received by the Department of Health. A person can be tested by more than one laboratory and can have both positive and negative results. **Therefore, the sum of the numbers in each column will be larger than the total number of people tested.**

Reporting lab	Inconclusive	Negative	Positive	Percent positive	Total
JOHNS HOPKINS MEDICAL LABORATORIES			1	100%	1
MEDSTAR HARBOR HOSPITAL			1	100%	1
WUESTHOFF MEDICAL CENTER-MELBOURNE			1	100%	1
FLORIDA HEALTH CARE PLANS			1	100%	1
INTERLAB		1			1
WILMINGTON VA MEDICAL CENTER			1	100%	1
BAYFRONT HEALTH PORT CHARLOTTE			1	100%	1
BIODORON LABORATORIES			1	100%	1
TIEHH BIOTERRORISM RESPONSE LAB			1	100%	1
UNITED CLINICAL LABORATORIES			1	100%	1
LABCORP LAFAYETTE		1			1
LABCORP - HOLLYWOOD			1	100%	1
URGENT CARE WEST CLINIC			1	100%	1
LEGACY LABORATORY SERVICES			1	100%	1
MANATEE PEDIATRICS			1	100%	1
QUEST DIAGNOSTICS-OCALA-SE 3RD		1			1
MONTEFIORE NYACK HOSPITAL AFFILIATED LABORATORY		1			1
MUNSON MEDICAL CENTER			1	100%	1
NEWYORK-PRESBYTERIAN/ LAWRENCE HOSPITAL LABORATORY		1			1
LATE HOURS URGENT CARE			1	100%	1
QUEST DIAGNOSTIC INC TECHNICAL			1	100%	1
PREMIER MEDICAL LABORATORY			1	100%	1
REMISE OCCUPATIONAL HEALTH SOLUTIONS INC			1	100%	1
WOODHULL MEDICAL AND MENTAL HEALTH CTR		1			1
HEALTHLINK DIAGNOSTIC LABORATORIES			1	100%	1
SANFORD SOUTH UNIVERSITY		1			1
CLEVELAND CLINIC OHIO LABORATORIES			1	100%	1
HANCOCK REGIONAL HOSPITAL		1			1
MEMORIAL HERMANN CONSOLIDATED LABORATORY SERVICES			1	100%	1
REGIONAL MEDICAL LABORATORY			1	100%	1
PHELPS HOSPITAL LABORATORY		1			1
NAVAL BRANCH MEDICAL CLINIC			1	100%	1
BARDMOOR LABORATORY			1	100%	1
DALLAS MEDICAL CENTER			1	100%	1
FALMOUTH BY THE SEA			1	100%	1
MIDMICHIGAN MEDICAL CENTER			1	100%	1
SAMARITAN MEDICAL CENTER		1			1
RIVIERA BEACH HEALTH CENTER LAB			1	100%	1
ROBERT WOOD JOHNSON HOSPITAL			1	100%	1
NOVANT HEALTH INPATIENT CARE			1	100%	1
DHEC - S.C PUBLIC HEALTH LAB			1	100%	1
PEDIATRIC ASSOCIATES - JACKSONVILLE			1	100%	1
MAGNOLIA ADULT, LLC			1	100%	1
DUKE HEALTH REGIONAL HOSPITAL			1	100%	1
CALIFORNIA PUBLIC HEALTH LABORATORY			1	100%	1
NOT GIVEN			1	100%	1
NORTH BROWARD MEDICAL CENTER			1	100%	1

Coronavirus: testing by laboratory

Data through Jul 5, 2020 verified as of Jul 6, 2020 at 09:25 AM

Data in this report are provisional and subject to change.

The numbers in the table below represent the number for whom test results were received by the Department of Health. A person can be tested by more than one laboratory and can have both positive and negative results. **Therefore, the sum of the numbers in each column will be larger than the total number of people tested.**

Reporting lab	Inconclusive	Negative	Positive	Percent positive	Total
AMMON LABS			1	100%	1
BAY CARE LAB SERVICES/ST. ANTHONY'S HOSPITAL			1	100%	1
VA GREATER LOS ANGELES HEALTH CARE SYSTEM			1	100%	1
VA HOSPITAL			1	100%	1
NEW YORK STATE ELR - MONTEFIORE MEDICAL CENTER LABORATORIES - WEILER			1	100%	1
NEW YORK STATE ELR - NEW YORK PRESBYTERIAN-LOWER MANHATTAN		1			1
WEST VIRGINIA UNIVERSITY HOSPITALS			1	100%	1
XPRESS WELLNESS URGENT CARE			1	100%	1
TAMPA		1			1
TIMPANOGOS REGIONAL HOSPITAL			1	100%	1
STANLY REGIONAL MEDICAL CENTER			1	100%	1
TAMIAMI LAB MILLENIUM			1	100%	1
UNIVERSITY LAB			1	100%	1
NORTH FLORIDA/SOUTH GEORGA VETERANS HEALTH SYSTEM			1	100%	1
UAB			1	100%	1
CHARLOTTE CHD PORT CHARLOTTE		1			1
COLLIER COUNTY HEALTH DEPT.			1	100%	1
UNIVERSITY OF MISSOURI HEALTH CARE			1	100%	1
UNIVERSITY HOSPITAL OF BROOKLYN		1			1
VIRACOR			1	100%	1
UTMB PATHOLOGY CLINICAL SERVICES LABORATORY			1	100%	1
JRS LABORATORY			1	100%	1
BEAUMONT HOSPITAL, GROSSE POINTE			1	100%	1
KETTERING HEALTH			1	100%	1
UNITED HEALTHCARE			1	100%	1
NORTHSIDE HOSPITAL DULUTH			1	100%	1
NORTHWEST FL COMM HOSP			1	100%	1
WELLNOW URGENT CARE		1			1
WATAUGA MEDICAL CENTER			1	100%	1
ONEIDA HEALTHCARE CENTER		1			1
LEEESBURG REGIONAL MEDICAL CENTER		1			1
HOUSTON HEALTH DEPARTMENT - BUREAU OF LABORATORY SERVICES			1	100%	1
OHIO STATE UNIVERSITY MEDICAL CENTER			1	100%	1
MHS LAB		1			1
MOLECULAR DIAGNOSTICS			1	100%	1
NEW YORK STATE ELR - AUBURN COMMUNITY HOSPITAL		1			1
NEW YORK STATE ELR - BELLEVUE HOSPITAL CENTER DEPARTMENT		1			1
CAROLINAS HEALTHCARE SYSTEM LAB			1	100%	1
FORT SANDERS REGIONAL LABORATORY		1			1
HEALTH FIRST IBM-UX			1	100%	1
GRAND VIEW HOSPITAL			1	100%	1
TUFTS MEDICAL CENTER			1	100%	1
NAVAL HOSPITAL OF JACKSONVILLE			1	100%	1
INTERMOUNTAIN MEDICAL CENTER			1	100%	1
WILLIAM A HINTON STATE LABORATORY INSTITUTE			1	100%	1
BAPTIST ER TOWN CTR			1	100%	1
ST VINCENT'S CHILTON		1			1

Coronavirus: testing by laboratory

Data through Jul 5, 2020 verified as of Jul 6, 2020 at 09:25 AM

Data in this report are provisional and subject to change.

The numbers in the table below represent the number for whom test results were received by the Department of Health. A person can be tested by more than one laboratory and can have both positive and negative results. **Therefore, the sum of the numbers in each column will be larger than the total number of people tested.**

Reporting lab	Inconclusive	Negative	Positive	Percent positive	Total
INDIAN RIVER CLINICAL LABORATORY, INC.		1			1
Lourdes Hospital			1	100%	1
RIVERSIDE METHODIST HOSPITAL LAB			1	100%	1
PHYSICIANS STAT			1	100%	1
COMMONWEALTH OF MASSACHUSETTS			1	100%	1
ACCESSLAB		1			1
HOLY NAME MEDICAL CENTER		1			1
PEACHEALTH LABORATORIES		1			1
FLORIDA HOSPITAL ALTAMONTE			1	100%	1
SANFORD REGIONAL HOSPITAL WORTHINGTON		1			1
SENTARA NORFOLK GENERAL HOSPITAL CENTRAL LAB			1	100%	1
CBC LAB			1	100%	1
NEW YORK STATE ELR - LONG ISLAND JEWISH VALLEY STREAM		1			1
ONslow MEMORIAL HOSPITAL LABORATORY		1			1
AZALEA HEALTH			1	100%	1
PIEDMONT HOSPITAL LAB			1	100%	1
GENETRAIT LABORATORIES			1	100%	1
POARCH BANC CREEK INDIANS TRIBAL HEALTH DEPARTMENT			1	100%	1
ACCESS HEALTH CARE			1	100%	1
LABCORP - ORLANDO		1			1
MARSHALL MEDICAL CENTER SOUTH LAB		1			1
QUEST - HOUSTON LAB			1	100%	1
HAWAII DEPARTMENT OF HEALTH LAB			1	100%	1
REDITUS LABORATORIES			1	100%	1
LABCORP HOUSTON			1	100%	1
LABCORP KANSAS CITY			1	100%	1
JOHNS HOPKINS MEDICAL LABS			1	100%	1
MIAMI CANCER INSTITUTE			1	100%	1
FLORIDA HOSPITAL KISSIMMEE			1	100%	1
PERDIDO URGENT CARE			1	100%	1
PHAROS HEALTH			1	100%	1
MARION COUNTY HEALTH DEPARTMENT			1	100%	1
LAKWOOD RANCH ER 24/7			1	100%	1
PRISMA HEALTH TUOMEY LABORATORY			1	100%	1
MEDICAL CENTER ENTERPRISE			1	100%	1
HEART OF FLORIDA HMA			1	100%	1
FLORIDA DEPARTMENT OF HEALTH PALM BEACH COUNTY			1	100%	1
LAKEVIEW REGIONAL HOSPITAL			1	100%	1
LOYOLA UNIVERSITY MEDICAL CENTER LABORATORY			1	100%	1
EXCEL URGENT CARE OF NJ			1	100%	1
ERIE COUNTY MEDICAL CTR CLINICAL LABS		1			1
WARD MEMORIAL HOSPITAL		1			1
DELAWARE DIAGNOSTICS LABS			1	100%	1
CONEY ISLAND HOSPITAL		1			1
GUTHRIE MEDICAL GROUP LABORATORIES		1			1
GIFFORD MEMORIAL HOSPITAL		1			1
LEESBURG FAMILY MEDICINE		1			1

Coronavirus: testing by laboratory

Data through Jul 5, 2020 verified as of Jul 6, 2020 at 09:25 AM

Data in this report are provisional and subject to change.

The numbers in the table below represent the number for whom test results were received by the Department of Health. A person can be tested by more than one laboratory and can have both positive and negative results. **Therefore, the sum of the numbers in each column will be larger than the total number of people tested.**

Reporting lab	Inconclusive	Negative	Positive	Percent positive	Total
SOUTHWEST REGIONAL PCR LABORATORY			1	100%	1
GARCIA CLINICAL LABORATORY		1			1
HIGHLANDS CLINICAL LABORATORY			1	100%	1
ST. MARY MEDICAL CENTER		1			1
GENESIS LABORATORY MANAGEMENT			1	100%	1
EDGAR PRICE FAMILY & CHILDREN HEALTHCARE CENTER			1	100%	1
SHANDS AT LAKE SHORE LAB			1	100%	1
DOCTOR'S MEMORIAL HOSPITAL			1	100%	1
SOUTH GEORGIA MEDICAL CENTER			1	100%	1
RIVERVIEW REGIONAL MEDICAL CENTER		1			1
SUNY UPSTATE MEDICAL UNIVERSITY			1	100%	1
SCIENCE CARE			1	100%	1
STATEN ISLAND UNIVERSITY HOSPITAL SEGUINE AVE		1			1
SONIC REFERENCE LABORATORY			1	100%	1
BEAUFORT MEMORIAL			1	100%	1
TRINITAS REGIONAL MEDICAL CENTER			1	100%	1
SMITH KLINE			1	100%	1
TALLAHASSEE MEMORIAL HOSPITAL/MICROBIOLOGY LAB			1	100%	1
BAYCARE MEDICAL GROUP INC			1	100%	1
TANNER MEDICAL CENTER EAST AL		1			1
SPRING HILL REGIONAL HOSPITAL			1	100%	1
BAPTIST HEALTH MEDICAL CENTER			1	100%	1
NORTH RIVER FAMILY HEALTH CENTER			1	100%	1
NEW YORK STATE ELR - LABORATORY ALLIANCE OF CENTRAL NEW		1			1
WOLFSON (USE BAPTIST)			1	100%	1
DICKERT			1	100%	1
ECLRS			1	100%	1
PEDIATRIC HEALTHCARE ALLIANCE			1	100%	1
NORTHSHORE UNIVERSITY HEALTHSYSTEM EVANSTON HOSPITAL LAB			1	100%	1
OHIO DEPARTMENT OF HEALTH LABORATORY		1			1
QUEST ELR		1			1
BOZEMAN HEALTH DEACONESS HOSPITAL		1			1
THE CHILDREN'S HOSPITAL OF PHILADELPHIA		1			1
RDX BIOSCIENCE,			1	100%	1
CAROMONT HEALTH			1	100%	1
HEALTH NETWORK LABORATORIES		1			1
UW HOSPITAL AND CLINICS			1	100%	1
PECONIC BAY MEDICAL CENTER LABORATORY			1	100%	1
Total	5356	2,438,200	262,521	10%	2,706,077