

COVID-19: summary of persons being monitored, persons tested, and cases

Data through Jul 13, 2020 verified as of Jul 14, 2020 at 09:25 AM

Data in this report are provisional and subject to change.

Monitored persons: people the Florida Department of Health was notified of for possible monitoring because they are a contact of a case, traveled from China, or were identified by the Centers for Disease Control and Prevention (CDC) as a part of an airline/ship contact investigation

| | |
|--|---------------|
| Total reports | 98,864 |
| Total persons of high, medium, or unknown risk | 95,178 |
| High/medium/unknown risk still being monitored | 15,024 |

Persons tested: includes PCR and antigen test results received by the Department of Health from the state public health laboratory (BPHL), as well as commercial and hospital laboratories

| | |
|---------------------|------------------|
| Total tested | 2,688,366 |
| Positive | 291,629 |
| Negative | 2,393,614 |
| Inconclusive | 3,123 |
| Awaiting testing | 2,057 |

Cases: people with positive PCR or antigen test result

| | |
|-----------------------|----------------|
| Total cases | 291,629 |
| Florida residents | 287,789 |
| Non-Florida residents | 3,840 |

| | |
|-------------------------------------|---------|
| Type of testing | |
| Florida residents | 287,789 |
| Positive by BPHL/CDC | 10,101 |
| Positive by commercial/hospital lab | 277,688 |
| Non-Florida residents | |
| Positive by BPHL/CDC | 169 |
| Positive by commercial/hospital lab | 3,671 |

| | |
|--|--------|
| Characteristics | |
| Florida residents hospitalized | 18,881 |
| Florida resident deaths | 4,409 |
| Change in deaths since previous report | +132 |
| Non-Florida resident deaths | 105 |

Hospitalized counts include anyone who was hospitalized at some point during their illness. It does not reflect the number of people currently hospitalized.

More information on deaths identified through death certificate data is available on the National Center for Health Statistics website at www.cdc.gov/nchs/nvss/vsrr/COVID19/index.htm.

| | |
|---|---------|
| Risk factors for Florida residents | |
| Traveled | 2,922 |
| Contact with a known case | 77,771 |
| Traveled and contact with a known case | 2,846 |
| Neither | 204,250 |
| No travel and no contact | 28,843 |
| Travel is unknown | 145,875 |
| Contact is unknown | 43,853 |
| Contact is pending | 128,481 |

Travel can be unknown and contact can be unknown or pending for the same case, these numbers will sum to more than the "neither" total.

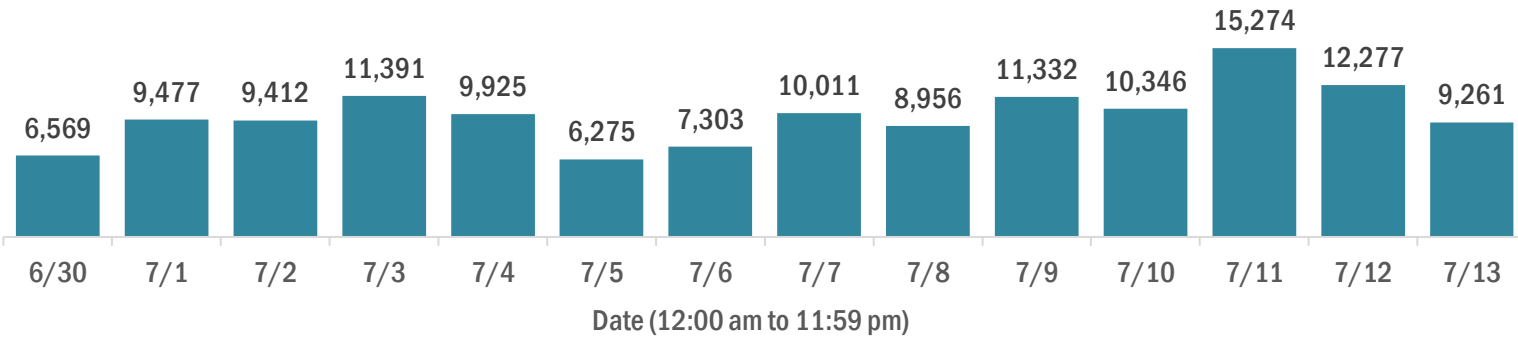
COVID-19: cases and laboratory testing over time

Data through Jul 13, 2020 verified as of Jul 14, 2020 at 09:25 AM

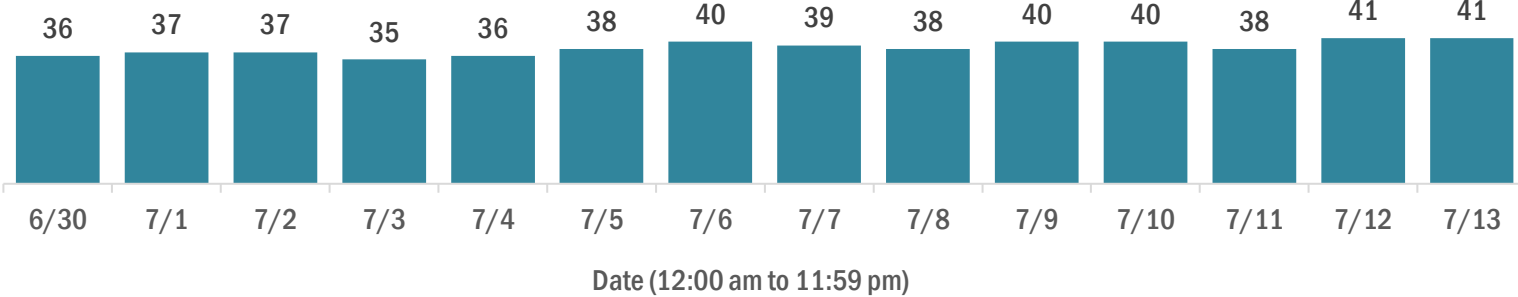
Data in this report are provisional and subject to change.

Cases in Florida residents per day for the past 2 weeks

Number of cases per day



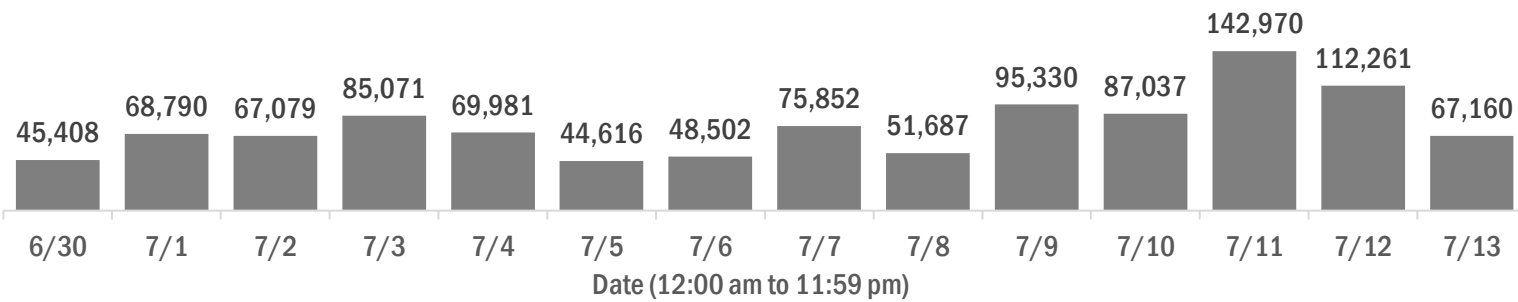
Median age of cases by day



Laboratory testing for Florida residents and non-Florida residents over the past 2 weeks

Number of people tested per day

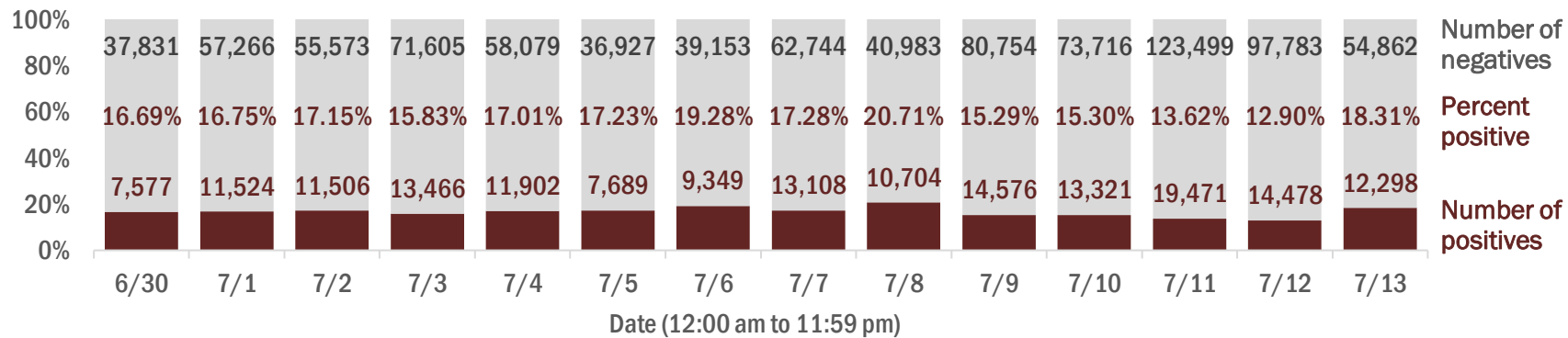
These counts include the number of people for whom the department received PCR or antigen laboratory results by day. People tested on multiple days will be included for each day a new result was received. A person is only counted once for each day they are tested, regardless of whether multiple specimens are tested or multiple results are received.



Number and percent of positive labs

The percent of positive results ranged from 12.90% to 20.71% over the past 2 weeks and was 18.31% yesterday.

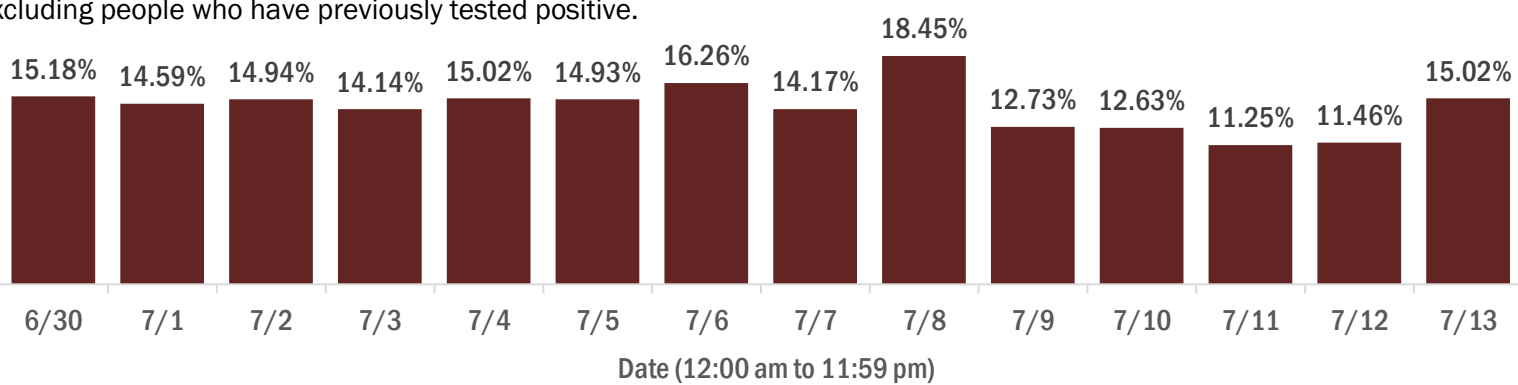
These counts include the number of people for whom the department received PCR or antigen laboratory results by day. People tested on multiple days will be included for each day a new result was received. A person is only counted once for each day they are tested, regardless of whether multiple specimens are tested or multiple results are received. If a person has a positive specimen and a negative specimen in the same day, only the positive result is counted.



Percent positivity for new cases

The percent of positive results ranged from 11.25% to 18.45% over the past 2 weeks and was 15.02% yesterday.

This percent is the number of people who test PCR- or antigen-positive for the first time divided by all the people tested that day, excluding people who have previously tested positive.



COVID-19: characteristics of 287,789 Florida resident cases

Data through Jul 13, 2020 verified as of Jul 14, 2020 at 09:25 AM

Data in this report are provisional and subject to change.

| Age group | Cases | Hospitalizations | Deaths |
|--------------|----------------|------------------|--------------|
| 0-4 years | 4,553 2% | 97 1% | 0 0% |
| 5-14 years | 9,867 3% | 73 0% | 2 0% |
| 15-24 years | 46,312 16% | 461 2% | 12 0% |
| 25-34 years | 59,310 21% | 1,183 6% | 26 1% |
| 35-44 years | 47,041 16% | 1,768 9% | 93 2% |
| 45-54 years | 44,618 16% | 2,524 13% | 189 4% |
| 55-64 years | 35,628 12% | 3,313 18% | 418 9% |
| 65-74 years | 20,657 7% | 3,625 19% | 900 20% |
| 75-84 years | 12,024 4% | 3,304 17% | 1,231 28% |
| 85+ years | 7,213 3% | 2,533 13% | 1,538 35% |
| Unknown | 566 0% | 0 0% | 0 0% |
| Total | 287,789 | 18,881 | 4,409 |

| Gender | Cases |
|--------------|----------------|
| Female | 146,139 51% |
| Male | 139,775 49% |
| Unknown | 505 0% |
| Total | 287,789 |

| Ethnicity | Cases | Hospitalizations | Deaths |
|--------------|----------------|------------------|--------------|
| Hispanic | 73,614 26% | 6,334 34% | 1,143 26% |
| Non-Hispanic | 93,997 33% | 11,460 61% | 2,934 67% |
| Unknown | 120,178 42% | 1,087 6% | 332 8% |
| Total | 287,789 | 18,881 | 4,409 |

| Race and ethnicity | Cases | Hospitalizations | Deaths |
|--------------------|----------------|------------------|--------------|
| White | 111,347 39% | 11,311 60% | 3,002 68% |
| Hispanic | 50,716 18% | 4,641 25% | 923 21% |
| Non-Hispanic | 50,144 17% | 6,292 33% | 1,939 44% |
| Unknown | 10,487 4% | 378 2% | 140 3% |
| Black | 43,135 15% | 4,858 26% | 916 21% |
| Hispanic | 1,994 1% | 248 1% | 31 1% |
| Non-Hispanic | 35,728 12% | 4,483 24% | 855 19% |
| Unknown | 5,413 2% | 127 1% | 30 1% |
| Other race | 23,933 8% | 2,067 11% | 318 7% |
| Hispanic | 13,605 5% | 1,315 7% | 167 4% |
| Non-Hispanic | 6,080 2% | 638 3% | 126 3% |
| Unknown | 4,248 1% | 114 1% | 25 1% |
| Unknown race | 109,374 38% | 645 3% | 173 4% |
| Hispanic | 7,299 3% | 130 1% | 22 0% |
| Non-Hispanic | 2,045 1% | 47 0% | 14 0% |
| Unknown | 100,030 35% | 468 2% | 137 3% |
| Total | 287,789 | 18,881 | 4,409 |

Hospitalization counts include anyone who was hospitalized at some point during their illness. It does not reflect the number of people currently hospitalized. **Other race** includes any person with a race of American Indian/Alaskan native, Asian, native Hawaiian/Pacific Islander, or other.

COVID-19: deaths in Florida residents and staff of long-term care facilities

Data through Jul 13, 2020 verified as of Jul 14, 2020 at 09:25 AM

Data in this report are provisional and subject to change.

For current cases in residents or staff of long-term care facilities, please visit: <https://floridahealthcovid19.gov/>

| County | Deaths | | County | Deaths | | County | Deaths | |
|--------------|--------|-----|-----------|--------|----|--------------|--------------|----|
| Dade | 560 | 26% | Seminole | 11 | 1% | Holmes | 1 | 0% |
| Palm Beach | 261 | 12% | Alachua | 10 | 0% | Levy | 1 | 0% |
| Pinellas | 188 | 9% | Orange | 10 | 0% | Monroe | 1 | 0% |
| Broward | 169 | 8% | Osceola | 10 | 0% | Nassau | 1 | 0% |
| Lee | 131 | 6% | Walton | 9 | 0% | Okeechobee | 1 | 0% |
| Hillsborough | 114 | 5% | Brevard | 8 | 0% | St. Johns | 1 | 0% |
| Manatee | 91 | 4% | Calhoun | 6 | 0% | Sumter | 1 | 0% |
| Polk | 86 | 4% | Lake | 6 | 0% | Total | 2,158 | |
| Sarasota | 65 | 3% | Gadsden | 4 | 0% | | | |
| Charlotte | 50 | 2% | Jefferson | 4 | 0% | | | |
| Volusia | 49 | 2% | Leon | 4 | 0% | | | |
| Collier | 41 | 2% | Okaloosa | 4 | 0% | | | |
| Duval | 41 | 2% | Baker | 3 | 0% | | | |
| Escambia | 39 | 2% | Hernando | 3 | 0% | | | |
| St. Lucie | 36 | 2% | Madison | 3 | 0% | | | |
| Clay | 26 | 1% | Marion | 3 | 0% | | | |
| Martin | 20 | 1% | Putnam | 3 | 0% | | | |
| Suwannee | 20 | 1% | Bradford | 2 | 0% | | | |
| Hendry | 18 | 1% | Citrus | 1 | 0% | | | |
| Pasco | 15 | 1% | Columbia | 1 | 0% | | | |
| Indian River | 12 | 1% | Desoto | 1 | 0% | | | |
| Washington | 12 | 1% | Hardee | 1 | 0% | | | |

Note: cases are summarized by the county of usual residence. Residents and staff may be cases associated with facilities that are not in their county of usual residence, resulting in cases being included below for counties that do not have facilities with known cases.

COVID-19: characteristics of 291,629 cases

Data through Jul 13, 2020 verified as of Jul 14, 2020 at 09:25 AM

Data in this report are provisional and subject to change.

Tables below include cases in Florida residents and non-Florida residents.

All 67 Florida counties have cases:

| County | FL resident | | Non-FL resident | Total |
|--------------|-------------|-----|-----------------|--------|
| Dade | 69,127 | 24% | 676 | 69,803 |
| Broward | 32,427 | 11% | 387 | 32,814 |
| Palm Beach | 22,066 | 8% | 213 | 22,279 |
| Hillsborough | 20,400 | 7% | 108 | 20,508 |
| Orange | 19,061 | 7% | 316 | 19,377 |
| Duval | 13,562 | 5% | 162 | 13,724 |
| Pinellas | 11,669 | 4% | 85 | 11,754 |
| Lee | 10,435 | 4% | 196 | 10,631 |
| Polk | 7,852 | 3% | 29 | 7,881 |
| Collier | 6,634 | 2% | 97 | 6,731 |
| Manatee | 5,365 | 2% | 54 | 5,419 |
| Osceola | 4,501 | 2% | 74 | 4,575 |
| Seminole | 4,520 | 2% | 16 | 4,536 |
| Escambia | 3,913 | 1% | 570 | 4,483 |
| Pasco | 4,166 | 1% | 23 | 4,189 |
| Volusia | 4,133 | 1% | 30 | 4,163 |
| Brevard | 3,615 | 1% | 17 | 3,632 |
| Sarasota | 3,294 | 1% | 40 | 3,334 |
| St. Lucie | 3,118 | 1% | 16 | 3,134 |
| Martin | 2,882 | 1% | 18 | 2,900 |
| Lake | 2,760 | 1% | 23 | 2,783 |
| Leon | 2,466 | 1% | 54 | 2,520 |
| Alachua | 2,215 | 1% | 43 | 2,258 |
| St. Johns | 1,994 | 1% | 25 | 2,019 |
| Marion | 1,768 | 1% | 6 | 1,774 |
| Clay | 1,597 | 1% | 5 | 1,602 |
| Okaloosa | 1,425 | 0% | 20 | 1,445 |
| Bay | 1,388 | 0% | 42 | 1,430 |
| Santa Rosa | 1,402 | 0% | 10 | 1,412 |
| Indian River | 1,325 | 0% | 12 | 1,337 |
| Hendry | 1,267 | 0% | | 1,267 |
| Charlotte | 1,206 | 0% | 6 | 1,212 |
| Desoto | 951 | 0% | | 951 |
| Hernando | 935 | 0% | 11 | 946 |
| Putnam | 835 | 0% | | 835 |

| County | FL resident | | Non-FL resident | Total |
|--------------|----------------|----|-----------------|----------------|
| Suwannee | 745 | 0% | 16 | 761 |
| Sumter | 676 | 0% | 5 | 681 |
| Jackson | 641 | 0% | 11 | 652 |
| Monroe | 620 | 0% | 21 | 641 |
| Columbia | 619 | 0% | 5 | 624 |
| Gadsden | 619 | 0% | 5 | 624 |
| Walton | 563 | 0% | 59 | 622 |
| Citrus | 617 | 0% | 1 | 618 |
| Hardee | 607 | 0% | 6 | 613 |
| Highlands | 587 | 0% | 3 | 590 |
| Okeechobee | 578 | 0% | 3 | 581 |
| Nassau | 548 | 0% | 22 | 570 |
| Flagler | 520 | 0% | 9 | 529 |
| Hamilton | 436 | 0% | 3 | 439 |
| Madison | 376 | 0% | 6 | 382 |
| Unknown | 73 | 0% | 255 | 328 |
| Levy | 279 | 0% | 3 | 282 |
| Liberty | 276 | 0% | | 276 |
| Holmes | 229 | 0% | 5 | 234 |
| Glades | 209 | 0% | | 209 |
| Washington | 200 | 0% | 4 | 204 |
| Baker | 180 | 0% | | 180 |
| Calhoun | 172 | 0% | | 172 |
| Wakulla | 161 | 0% | 3 | 164 |
| Gilchrist | 156 | 0% | | 156 |
| Taylor | 147 | 0% | 2 | 149 |
| Bradford | 145 | 0% | | 145 |
| Dixie | 125 | 0% | | 125 |
| Union | 120 | 0% | | 120 |
| Gulf | 96 | 0% | 5 | 101 |
| Jefferson | 90 | 0% | 3 | 93 |
| Lafayette | 61 | 0% | | 61 |
| Franklin | 44 | 0% | 1 | 45 |
| Total | 287,789 | | 3,840 | 291,629 |

COVID-19: characteristics of 287,789 Florida resident cases

Data through Jul 13, 2020 verified as of Jul 14, 2020 at 09:25 AM

Data in this report are provisional and subject to change.

The table below includes the cities and counties of residence for cases in Florida residents based on the patient's ZIP Code.

Note that city is not always received as part of the initial notification and may be missing while the case is being investigated.

| City and county | Cases |
|------------------------------|--------|
| Miami, Dade | 42,740 |
| Orlando, Orange | 14,480 |
| Tampa, Hillsborough | 12,658 |
| Jacksonville, Duval | 12,548 |
| Hialeah, Dade | 9,806 |
| Fort Lauderdale, Broward | 7,589 |
| Hollywood, Broward | 6,568 |
| West Palm Beach, Palm Beach | 5,329 |
| Saint Petersburg, Pinellas | 5,114 |
| Homestead, Dade | 4,799 |
| Fort Myers, Lee | 4,499 |
| Naples, Collier | 4,440 |
| Pompano Beach, Broward | 3,881 |
| Bradenton, Manatee | 3,683 |
| Kissimmee, Osceola | 3,666 |
| Pensacola, Escambia | 3,438 |
| Lake Worth, Palm Beach | 3,107 |
| Boca Raton, Palm Beach | 2,686 |
| Sarasota, Sarasota | 2,469 |
| Lakeland, Polk | 2,427 |
| Tallahassee, Leon | 2,425 |
| Cape Coral, Lee | 2,240 |
| Clearwater, Pinellas | 2,207 |
| Lehigh Acres, Lee | 2,095 |
| Miami Beach, Dade | 2,026 |
| Miramar, Broward | 1,987 |
| Boynton Beach, Palm Beach | 1,969 |
| Port Saint Lucie, St. Lucie | 1,934 |
| Gainesville, Alachua | 1,850 |
| Miami Gardens, Dade | 1,846 |
| Immokalee, Collier | 1,775 |
| Winter Haven, Polk | 1,669 |
| Opa Locka, Dade | 1,479 |
| Delray Beach, Palm Beach | 1,471 |
| Stuart, Martin | 1,448 |
| Brandon, Hillsborough | 1,397 |
| Ocala, Marion | 1,264 |
| Coral Springs, Broward | 1,253 |
| Riverview, Hillsborough | 1,225 |
| Largo, Pinellas | 1,202 |
| Plant City, Hillsborough | 1,129 |
| Jupiter, Palm Beach | 1,112 |
| Missing, Broward | 1,111 |
| Lake Worth Beach, Palm Beach | 1,103 |
| Apopka, Orange | 1,100 |
| Fort Pierce, St. Lucie | 1,098 |
| Melbourne, Brevard | 1,061 |
| North Miami Beach, Dade | 1,056 |
| Davie, Broward | 1,041 |
| Sunrise, Broward | 1,040 |
| Sanford, Seminole | 1,005 |
| New Port Richey, Pasco | 996 |
| Deerfield Beach, Broward | 974 |
| Saint Augustine, St. Johns | 958 |
| Doral, Dade | 947 |
| Panama City, Bay | 943 |
| Daytona Beach, Volusia | 894 |
| Vero Beach, Indian River | 867 |
| Arcadia, Desoto | 838 |

COVID-19: characteristics of 287,789 Florida resident cases

Data through Jul 13, 2020 verified as of Jul 14, 2020 at 09:25 AM

Data in this report are provisional and subject to change.

The table below includes the cities and counties of residence for cases in Florida residents based on the patient's ZIP Code.

Note that city is not always received as part of the initial notification and may be missing while the case is being investigated.

| City and county | Cases |
|--------------------------------|-------|
| Palmetto, Manatee | 826 |
| Indiantown, Martin | 824 |
| Tamarac, Broward | 817 |
| Winter Park, Orange | 815 |
| Royal Palm Beach, Palm Beach | 809 |
| Plantation, Broward | 789 |
| Orange Park, Clay | 779 |
| Deltona, Volusia | 760 |
| Palm Bay, Brevard | 736 |
| Altamonte Springs, Seminole | 735 |
| Oviedo, Seminole | 728 |
| Bonita Springs, Lee | 724 |
| Winter Garden, Orange | 722 |
| Clermont, Lake | 718 |
| Palm Beach Gardens, Palm Beach | 713 |
| North Miami, Dade | 709 |
| Deland, Volusia | 699 |
| Saint Cloud, Osceola | 687 |
| Land O Lakes, Pasco | 669 |
| Margate, Broward | 659 |
| Clewiston, Hendry | 657 |
| Belle Glade, Palm Beach | 656 |
| Florida City, Dade | 650 |
| Hallandale, Broward | 641 |
| Live Oak, Suwannee | 639 |
| Port Charlotte, Charlotte | 637 |
| Ocoee, Orange | 632 |
| Palm Harbor, Pinellas | 630 |
| Wesley Chapel, Pasco | 613 |
| Davenport, Polk | 603 |
| North Lauderdale, Broward | 588 |
| Coral Gables, Dade | 584 |
| Coconut Creek, Broward | 583 |
| Seminole, Pinellas | 582 |
| Lake City, Columbia | 577 |
| Okeechobee, Okeechobee | 576 |
| Wellington, Palm Beach | 573 |
| Milton, Santa Rosa | 571 |
| Ruskin, Hillsborough | 559 |
| Pinellas Park, Pinellas | 549 |
| Spring Hill, Hernando | 548 |
| Longwood, Seminole | 547 |
| Lutz, Hillsborough | 541 |
| Haines City, Polk | 539 |
| Weston, Broward | 535 |
| Valrico, Hillsborough | 523 |
| Oakland Park, Broward | 521 |
| Fort Walton Beach, Okaloosa | 517 |
| Casselberry, Seminole | 502 |
| Jacksonville Beach, Duval | 493 |
| Windermere, Orange | 493 |
| Wimauma, Hillsborough | 465 |
| Pembroke Pines, Broward | 464 |
| Labelle, Hendry | 451 |
| Palatka, Putnam | 430 |
| Cocoa, Brevard | 430 |
| Lake Mary, Seminole | 424 |
| Punta Gorda, Charlotte | 423 |
| Tavares, Lake | 416 |

COVID-19: characteristics of 287,789 Florida resident cases

Data through Jul 13, 2020 verified as of Jul 14, 2020 at 09:25 AM

Data in this report are provisional and subject to change.

The table below includes the cities and counties of residence for cases in Florida residents based on the patient's ZIP Code.

Note that city is not always received as part of the initial notification and may be missing while the case is being investigated.

| City and county | Cases |
|------------------------------|-------|
| Missing, Palm Beach | 414 |
| Quincy, Gadsden | 411 |
| Aventura, Dade | 403 |
| Palm Coast, Flagler | 400 |
| Miami Lakes, Dade | 372 |
| Winter Springs, Seminole | 367 |
| Bartow, Polk | 366 |
| Leesburg, Lake | 363 |
| Zephyrhills, Pasco | 357 |
| Maitland, Orange | 355 |
| Ormond Beach, Volusia | 351 |
| North Fort Myers, Lee | 350 |
| Missing, Dade | 345 |
| Tarpon Springs, Pinellas | 340 |
| North Port, Sarasota | 340 |
| Loxahatchee, Palm Beach | 340 |
| Seffner, Hillsborough | 334 |
| Jasper, Hamilton | 334 |
| South Miami, Dade | 330 |
| Middleburg, Clay | 328 |
| Ponte Vedra Beach, St. Johns | 326 |
| Kissimmee, Polk | 324 |
| Port Richey, Pasco | 323 |
| Auburndale, Polk | 322 |
| Pahokee, Palm Beach | 310 |
| Cantonment, Escambia | 308 |
| South Bay, Palm Beach | 300 |
| Dade City, Pasco | 299 |
| Lake Wales, Polk | 294 |
| Brooksville, Hernando | 292 |
| Wauchula, Hardee | 289 |
| Dunedin, Pinellas | 289 |
| Hudson, Pasco | 288 |
| Missing, Collier | 287 |
| Crestview, Okaloosa | 286 |
| Riviera Beach, Palm Beach | 283 |
| Gulf Breeze, Santa Rosa | 282 |
| Mulberry, Polk | 280 |
| Orange City, Volusia | 270 |
| Holiday, Pasco | 269 |
| Fellsmere, Indian River | 265 |
| Port Orange, Volusia | 263 |
| Merritt Island, Brevard | 259 |
| Venice, Sarasota | 258 |
| The Villages, Sumter | 256 |
| Saint Johns, St. Johns | 254 |
| Bristol, Liberty | 252 |
| Eustis, Lake | 251 |
| Sebring, Highlands | 251 |
| Dover, Hillsborough | 251 |
| Polk City, Polk | 250 |
| Key West, Monroe | 249 |
| Navarre, Santa Rosa | 248 |
| Cooper City, Broward | 246 |
| Fernandina Beach, Nassau | 245 |
| Missing, Hillsborough | 242 |
| Lantana, Palm Beach | 242 |
| Sarasota, Manatee | 241 |
| Palm City, Martin | 241 |

COVID-19: characteristics of 287,789 Florida resident cases

Data through Jul 13, 2020 verified as of Jul 14, 2020 at 09:25 AM

Data in this report are provisional and subject to change.

The table below includes the cities and counties of residence for cases in Florida residents based on the patient's ZIP Code.

Note that city is not always received as part of the initial notification and may be missing while the case is being investigated.

| City and county | Cases |
|-------------------------------|-------|
| Dania, Broward | 240 |
| Titusville, Brevard | 233 |
| Madison, Madison | 231 |
| Estero, Lee | 230 |
| Defuniak Springs, Walton | 230 |
| Odessa, Hillsborough | 230 |
| Green Cove Springs, Clay | 229 |
| Marianna, Jackson | 226 |
| Destin, Okaloosa | 221 |
| Parrish, Manatee | 219 |
| Atlantic Beach, Duval | 216 |
| Lauderhill, Broward | 209 |
| Panama City Beach, Bay | 207 |
| Bonifay, Holmes | 206 |
| Pinecrest, Dade | 204 |
| Rockledge, Brevard | 204 |
| Gibsonton, Hillsborough | 203 |
| Crescent City, Putnam | 199 |
| Avon Park, Highlands | 199 |
| Fleming Island, Clay | 196 |
| Moore Haven, Glades | 193 |
| Groveland, Lake | 187 |
| Debary, Volusia | 187 |
| Wilton Manors, Broward | 187 |
| Mount Dora, Lake | 186 |
| Hobe Sound, Martin | 184 |
| Oldsmar, Pinellas | 182 |
| Sneads, Jackson | 182 |
| New Smyrna Beach, Volusia | 180 |
| Lauderdale Lakes, Broward | 177 |
| Santa Rosa Beach, Walton | 173 |
| Key Biscayne, Dade | 173 |
| Parkland, Broward | 171 |
| Frostproof, Polk | 171 |
| Missing, Orange | 170 |
| Apollo Beach, Hillsborough | 169 |
| Missing, Duval | 169 |
| Inverness, Citrus | 167 |
| Ponte Vedra, St. Johns | 164 |
| Bushnell, Sumter | 162 |
| Missing, Pasco | 157 |
| Safety Harbor, Pinellas | 156 |
| Ellenton, Manatee | 155 |
| Fort Meade, Polk | 154 |
| Palm Springs, Palm Beach | 154 |
| Lithia, Hillsborough | 151 |
| Sun City Center, Hillsborough | 149 |
| Lynn Haven, Bay | 149 |
| Niceville, Okaloosa | 147 |
| Pace, Santa Rosa | 142 |
| Chipley, Washington | 141 |
| North Palm Beach, Palm Beach | 136 |
| Crawfordville, Wakulla | 135 |
| Sebastian, Indian River | 132 |
| Bowling Green, Hardee | 129 |
| Missing, Hendry | 127 |
| Alachua, Alachua | 127 |
| Perry, Taylor | 124 |
| Missing, Polk | 123 |

COVID-19: characteristics of 287,789 Florida resident cases

Data through Jul 13, 2020 verified as of Jul 14, 2020 at 09:25 AM

Data in this report are provisional and subject to change.

The table below includes the cities and counties of residence for cases in Florida residents based on the patient's ZIP Code.

Note that city is not always received as part of the initial notification and may be missing while the case is being investigated.

| City and county | Cases |
|----------------------------|-------|
| Missing, Hardee | 118 |
| Macclenny, Baker | 117 |
| Missing, St. Johns | 116 |
| Chiefland, Levy | 116 |
| Yulee, Nassau | 115 |
| Summerfield, Marion | 115 |
| Jacksonville, St. Johns | 112 |
| Jensen Beach, Martin | 112 |
| Cocoa Beach, Brevard | 109 |
| Neptune Beach, Duval | 108 |
| Missing, Lee | 108 |
| Crystal River, Citrus | 107 |
| Missing, Santa Rosa | 107 |
| Palmetto Bay, Dade | 106 |
| Blountstown, Calhoun | 106 |
| Trenton, Gilchrist | 105 |
| Starke, Bradford | 102 |
| Key Largo, Monroe | 101 |
| Belleview, Marion | 97 |
| Satellite Beach, Brevard | 97 |
| Mascotte, Lake | 96 |
| Missing, Marion | 95 |
| Missing, Desoto | 94 |
| Thonotosassa, Hillsborough | 94 |
| Missing, Madison | 91 |
| Missing, Citrus | 91 |
| Callahan, Nassau | 90 |
| Edgewater, Volusia | 90 |
| Clearwater Beach, Pinellas | 90 |
| Myakka City, Manatee | 90 |
| Newberry, Alachua | 88 |
| Holly Hill, Volusia | 88 |
| Lady Lake, Lake | 87 |
| Missing, Osceola | 86 |
| Shalimar, Okaloosa | 85 |
| Jennings, Hamilton | 84 |
| Missing, Brevard | 84 |
| Wildwood, Sumter | 83 |
| Carol City, Dade | 82 |
| Lake Alfred, Polk | 81 |
| Pierson, Volusia | 80 |
| Minneola, Lake | 79 |
| Missing, St. Lucie | 79 |
| Englewood, Charlotte | 79 |
| Mary Esther, Okaloosa | 77 |
| Dunnellon, Marion | 77 |
| Marathon, Monroe | 76 |
| Lake Placid, Highlands | 74 |
| Old Town, Dixie | 74 |
| Williston, Levy | 73 |
| Nokomis, Sarasota | 73 |
| Spring Hill, Pasco | 72 |
| Monticello, Jefferson | 72 |
| West Melbourne, Brevard | 72 |
| Missing, Volusia | 71 |
| Sorrento, Lake | 69 |
| Homosassa, Citrus | 69 |
| Missing, Martin | 68 |
| Havana, Gadsden | 67 |

COVID-19: characteristics of 287,789 Florida resident cases

Data through Jul 13, 2020 verified as of Jul 14, 2020 at 09:25 AM

Data in this report are provisional and subject to change.

The table below includes the cities and counties of residence for cases in Florida residents based on the patient's ZIP Code.

Note that city is not always received as part of the initial notification and may be missing while the case is being investigated.

| City and county | Cases |
|----------------------------|-------|
| Lake Park, Palm Beach | 66 |
| Avon Park, Polk | 66 |
| Gulfport, Pinellas | 65 |
| Tavernier, Monroe | 64 |
| Missing, Jackson | 63 |
| Southwest Ranches, Broward | 63 |
| Medley, Dade | 63 |
| Indialantic, Brevard | 63 |
| De Leon Springs, Volusia | 62 |
| Zolfo Springs, Hardee | 62 |
| Palm Beach, Palm Beach | 61 |
| Lake Butler, Union | 60 |
| Missing, Sarasota | 60 |
| Tequesta, Palm Beach | 60 |
| Gotha, Orange | 58 |
| Trinity, Pasco | 58 |
| Missing, Indian River | 57 |
| Freeport, Walton | 57 |
| Geneva, Seminole | 56 |
| Marco Island, Collier | 56 |
| Missing, Seminole | 55 |
| Alva, Lee | 55 |
| Chuluota, Seminole | 55 |
| Missing, Highlands | 54 |
| Mayo, Lafayette | 54 |
| Hilliard, Nassau | 53 |
| Englewood, Sarasota | 53 |
| Ave Maria, Collier | 52 |
| Graceville, Jackson | 52 |
| Molino, Escambia | 51 |
| Missing, Hernando | 51 |
| Port Saint Joe, Gulf | 50 |
| Cape Canaveral, Brevard | 49 |
| Miramar Beach, Walton | 48 |
| Beverly Hills, Citrus | 47 |
| Montverde, Lake | 47 |
| Flagler Beach, Flagler | 47 |
| Midway, Gadsden | 46 |
| Rotunda West, Charlotte | 46 |
| Bunnell, Flagler | 46 |
| Missing, Escambia | 46 |
| Fruitland Park, Lake | 46 |
| Eagle Lake, Polk | 45 |
| Fort Myers Beach, Lee | 45 |
| Missing, Pinellas | 45 |
| Jay, Santa Rosa | 45 |
| East Palatka, Putnam | 44 |
| Umatilla, Lake | 44 |
| Kenneth City, Pinellas | 44 |
| Missing, Monroe | 44 |
| Bronson, Levy | 43 |
| Mims, Brevard | 42 |
| Cross City, Dixie | 42 |
| Missing, Manatee | 42 |
| High Springs, Alachua | 41 |
| Oxford, Sumter | 41 |
| Bell, Gilchrist | 40 |
| Archer, Alachua | 40 |
| South Daytona, Volusia | 40 |

COVID-19: characteristics of 287,789 Florida resident cases

Data through Jul 13, 2020 verified as of Jul 14, 2020 at 09:25 AM

Data in this report are provisional and subject to change.

The table below includes the cities and counties of residence for cases in Florida residents based on the patient's ZIP Code.

Note that city is not always received as part of the initial notification and may be missing while the case is being investigated.

| City and county | Cases |
|-------------------------------|-------|
| Fort White, Columbia | 39 |
| Oakland, Orange | 39 |
| West Miami, Dade | 38 |
| Hernando, Citrus | 38 |
| Altha, Calhoun | 38 |
| Greenwood, Jackson | 38 |
| Weeki Wachee, Hernando | 38 |
| Belle Isle, Orange | 37 |
| Missing, Lake | 37 |
| Seville, Volusia | 37 |
| Zellwood, Orange | 36 |
| Keystone Heights, Clay | 36 |
| Interlachen, Putnam | 36 |
| Indian Rocks Beach, Pinellas | 36 |
| Greenacres, Palm Beach | 35 |
| Raiford, Union | 35 |
| Missing, Unknown | 35 |
| Lakewood Ranch, Manatee | 35 |
| Islamorada, Monroe | 34 |
| South Pasadena, Pinellas | 34 |
| Chattahoochee, Gadsden | 34 |
| O Brien, Suwannee | 34 |
| Hastings, St. Johns | 33 |
| Melbourne Beach, Brevard | 33 |
| Coconut Grove, Dade | 32 |
| El Portal, Dade | 32 |
| Lake Panasoffkee, Sumter | 32 |
| Lecanto, Citrus | 31 |
| Viera, Brevard | 31 |
| Missing, Nassau | 31 |
| Dundee, Polk | 30 |
| Wewahitchka, Gulf | 30 |
| Pomona Park, Putnam | 30 |
| Osprey, Sarasota | 30 |
| Sanibel, Lee | 29 |
| Greenville, Madison | 29 |
| Century, Escambia | 29 |
| Dunnellon, Citrus | 29 |
| Bal Harbour, Dade | 28 |
| Vernon, Washington | 28 |
| Satsuma, Putnam | 28 |
| Citra, Marion | 28 |
| Biscayne Park, Dade | 27 |
| Indian Harbour Beach, Brevard | 27 |
| Southport, Bay | 27 |
| Surfside, Dade | 27 |
| Missing, Flagler | 26 |
| Cutler Bay, Dade | 26 |
| Branford, Suwannee | 26 |
| Gretna, Gadsden | 26 |
| Baker, Okaloosa | 26 |
| Cottondale, Jackson | 25 |
| Missing, Gadsden | 25 |
| Glen Saint Mary, Baker | 25 |
| Webster, Sumter | 25 |
| Grand Island, Lake | 25 |
| Silver Springs, Marion | 24 |
| Lawtey, Bradford | 24 |
| Christmas, Orange | 24 |

COVID-19: characteristics of 287,789 Florida resident cases

Data through Jul 13, 2020 verified as of Jul 14, 2020 at 09:25 AM

Data in this report are provisional and subject to change.

The table below includes the cities and counties of residence for cases in Florida residents based on the patient's ZIP Code.

Note that city is not always received as part of the initial notification and may be missing while the case is being investigated.

| City and county | Cases |
|------------------------------------|-------|
| Missing, Leon | 23 |
| Missing, Okaloosa | 23 |
| Hallandale Beach, Broward | 23 |
| Sanderson, Baker | 23 |
| Hawthorne, Alachua | 22 |
| San Antonio, Pasco | 22 |
| Malabar, Brevard | 22 |
| Felda, Hendry | 22 |
| Florida Dept Of Corrections, Union | 22 |
| Celebration, Osceola | 22 |
| Elkton, St. Johns | 22 |
| Lauderdale By The Sea, Broward | 22 |
| Canal Point, Palm Beach | 21 |
| Missing, Walton | 21 |
| Missing, Clay | 21 |
| Citrus Springs, Citrus | 21 |
| Melrose, Putnam | 21 |
| Center Hill, Sumter | 21 |
| Mcalpin, Suwannee | 21 |
| Hypoluxo, Palm Beach | 20 |
| Juno Beach, Palm Beach | 20 |
| Fern Park, Seminole | 20 |
| Coleman, Sumter | 20 |
| Lake Hamilton, Polk | 20 |
| Poinciana, Polk | 20 |
| Grand Ridge, Jackson | 19 |
| Howey-In-The-Hills, Lake | 19 |
| Inlet Beach, Walton | 19 |
| Missing, Levy | 19 |
| Lee, Madison | 19 |
| Sunny Isles Beach, Dade | 18 |
| Madeira Beach, Pinellas | 18 |
| Lake Helen, Volusia | 18 |
| Apalachicola, Franklin | 18 |
| Youngstown, Bay | 18 |
| Ocklawaha, Marion | 18 |
| Osteen, Volusia | 18 |
| Miami Springs, Dade | 17 |
| Patrick Air Force Base, Brevard | 17 |
| Atlantis, Palm Beach | 17 |
| Ochopee, Collier | 17 |
| Princeton, Dade | 17 |
| Mcdavid, Escambia | 17 |
| Missing, Washington | 17 |
| Big Pine Key, Monroe | 17 |
| Astor, Lake | 17 |
| Temple Terrace, Hillsborough | 16 |
| The Villages, Lake | 16 |
| Missing, Gulf | 16 |
| Belleair Beach, Pinellas | 16 |
| Reddick, Marion | 16 |
| White Springs, Hamilton | 16 |
| Babson Park, Polk | 15 |
| Malone, Jackson | 15 |
| Hialeah Gardens, Dade | 15 |
| Morrison, Levy | 15 |
| Unknown, Orange | 15 |
| Belleair, Pinellas | 15 |
| Missing, Sumter | 15 |

COVID-19: characteristics of 287,789 Florida resident cases

Data through Jul 13, 2020 verified as of Jul 14, 2020 at 09:25 AM

Data in this report are provisional and subject to change.

The table below includes the cities and counties of residence for cases in Florida residents based on the patient's ZIP Code.

Note that city is not always received as part of the initial notification and may be missing while the case is being investigated.

| City and county | Cases |
|--------------------------------|-------|
| Bradenton Beach, Manatee | 15 |
| Bokeelia, Lee | 15 |
| Grant-Valkaria, Brevard | 15 |
| Naranja, Dade | 14 |
| Missing, Bay | 14 |
| Laurel Hill, Okaloosa | 14 |
| Hosford, Liberty | 14 |
| Floral City, Citrus | 14 |
| Missing, Calhoun | 14 |
| Missing, Baker | 14 |
| North Bay Village, Dade | 14 |
| Alford, Jackson | 13 |
| Sweetwater, Dade | 13 |
| Florida State University, Leon | 13 |
| Carrollwood, Hillsborough | 13 |
| Steinhatchee, Taylor | 13 |
| Kendall, Dade | 13 |
| Eastpoint, Franklin | 13 |
| Saint James City, Lee | 13 |
| Stock Island, Monroe | 13 |
| Yalaha, Lake | 13 |
| Crystal Beach, Pinellas | 13 |
| Bryceville, Nassau | 13 |
| Micanopy, Alachua | 12 |
| Odessa, Pasco | 12 |
| Missing, Jefferson | 12 |
| Alafaya, Orange | 12 |
| Astatula, Lake | 12 |
| Anthony, Marion | 11 |
| Lighthouse Point, Broward | 11 |
| Edgewood, Orange | 11 |
| Lady Lake, Sumter | 11 |
| San Mateo, Putnam | 11 |
| Okahumpka, Lake | 11 |
| Miami Shores, Dade | 11 |
| Singer Island, Palm Beach | 11 |
| Valparaiso, Okaloosa | 11 |
| Haverhill, Palm Beach | 11 |
| Holmes Beach, Manatee | 11 |
| Wellborn, Suwannee | 11 |
| Eglin Air Force Base, Okaloosa | 11 |
| Summerland Key, Monroe | 11 |
| Weirsdale, Marion | 11 |
| Missing, Suwannee | 10 |
| Sumterville, Sumter | 10 |
| Village Of Palmetto Bay, Dade | 10 |
| West Park, Broward | 10 |
| Placida, Charlotte | 10 |
| Nocatee, Desoto | 10 |
| Hollister, Putnam | 10 |
| Fort Denaud, Hendry | 10 |
| Missing, Gilchrist | 10 |
| Missing, Holmes | 10 |
| Fountain, Bay | 10 |
| Missing, Liberty | 10 |
| Greensboro, Gadsden | 10 |
| Carrabelle, Franklin | 10 |
| Golden Beach, Dade | 10 |
| Kissimmee, Orange | 10 |

COVID-19: characteristics of 287,789 Florida resident cases

Data through Jul 13, 2020 verified as of Jul 14, 2020 at 09:25 AM

Data in this report are provisional and subject to change.

The table below includes the cities and counties of residence for cases in Florida residents based on the patient's ZIP Code.

Note that city is not always received as part of the initial notification and may be missing while the case is being investigated.

| City and county | Cases |
|---------------------------------|-------|
| Barefoot Bay, Brevard | 9 |
| Sopchoppy, Wakulla | 9 |
| Missing, Wakulla | 9 |
| Oak Hill, Volusia | 9 |
| Waverly, Polk | 9 |
| Ona, Hardee | 9 |
| Waldo, Alachua | 9 |
| Callaway, Bay | 9 |
| Heathrow, Seminole | 9 |
| Lake Suzy, Desoto | 9 |
| Longboat Key, Manatee | 9 |
| Baldwin, Duval | 9 |
| Paisley, Lake | 9 |
| Balm, Hillsborough | 8 |
| Goulds, Dade | 8 |
| Sun City, Hillsborough | 8 |
| Bay Harbor Islands, Dade | 8 |
| Kindred, Osceola | 8 |
| Winter Park, Seminole | 8 |
| Fruit Cove, St. Johns | 8 |
| Tierra Verde, Pinellas | 8 |
| Clarksville, Calhoun | 8 |
| Missing, Glades | 8 |
| Ponce Inlet, Volusia | 7 |
| Welaka, Putnam | 7 |
| Caryville, Washington | 7 |
| Florahome, Putnam | 7 |
| Missing, Charlotte | 7 |
| Matlacha, Lee | 7 |
| Reunion, Osceola | 7 |
| Tice, Lee | 7 |
| Bellview, Escambia | 7 |
| Altoona, Lake | 7 |
| Dania Beach, Broward | 7 |
| Treasure Island, Pinellas | 7 |
| Bayonet Point, Pasco | 7 |
| Mangonia Park, Palm Beach | 7 |
| Santa Fe, Alachua | 7 |
| Terra Ceia, Manatee | 6 |
| Georgetown, Putnam | 6 |
| Missing, Bradford | 6 |
| Harmony, Osceola | 6 |
| Tioga, Alachua | 6 |
| Venus, Highlands | 6 |
| Walnut Hill, Escambia | 6 |
| Westville, Holmes | 6 |
| Missing, Dixie | 6 |
| Lamont, Jefferson | 6 |
| Sydney, Hillsborough | 6 |
| Lutz, Pasco | 6 |
| Pinetta, Madison | 6 |
| Sebastian, Brevard | 6 |
| Penney Farms, Clay | 6 |
| Pensacola Beach, Santa Rosa | 6 |
| Unknown, Dade | 6 |
| Hampton, Bradford | 6 |
| North Redington Beach, Pinellas | 6 |
| Kinard, Calhoun | 5 |
| Brooker, Bradford | 5 |

COVID-19: characteristics of 287,789 Florida resident cases

Data through Jul 13, 2020 verified as of Jul 14, 2020 at 09:25 AM

Data in this report are provisional and subject to change.

The table below includes the cities and counties of residence for cases in Florida residents based on the patient's ZIP Code.

Note that city is not always received as part of the initial notification and may be missing while the case is being investigated.

| City and county | Cases |
|------------------------------|-------|
| La Crosse, Alachua | 5 |
| Labelle, Glades | 5 |
| Saint Pete Beach, Pinellas | 5 |
| Kathleen, Polk | 5 |
| Destin, Walton | 5 |
| Inglis, Levy | 5 |
| Hiwassee, Orange | 5 |
| Wahneta, Polk | 5 |
| Ocean Ridge, Palm Beach | 5 |
| Ponce De Leon, Holmes | 5 |
| Missing, Alachua | 5 |
| Bascom, Jackson | 5 |
| Buena Ventura Lakes, Osceola | 5 |
| Highland City, Polk | 5 |
| Holt, Okaloosa | 5 |
| Missing, Lafayette | 5 |
| Kenansville, Osceola | 4 |
| Perdido Key, Escambia | 4 |
| Nichols, Polk | 4 |
| Northdale, Hillsborough | 4 |
| Indian Lake Estates, Polk | 4 |
| Key Colony Beach, Monroe | 4 |
| Poinciana, Osceola | 4 |
| Lehigh, Lee | 4 |
| Saint Marks, Wakulla | 4 |
| Tallevast, Manatee | 4 |
| Homeland, Polk | 4 |
| Bay Pines, Pinellas | 4 |
| Tyndall Air Force Base, Bay | 4 |
| Long Boat Key, Manatee | 4 |
| Missing, Taylor | 4 |
| Mango, Hillsborough | 4 |
| Mayport, Duval | 4 |
| Miami, Unknown | 4 |
| Ridge Manor, Pasco | 4 |
| Siesta Key, Sarasota | 4 |
| Micco, Brevard | 3 |
| Intercession City, Osceola | 3 |
| Captiva, Lee | 3 |
| Belleair Bluffs, Pinellas | 3 |
| Fort Lauderdale, Unknown | 3 |
| Missing, Union | 3 |
| Pembroke Park, Broward | 3 |
| Palm Shores, Brevard | 3 |
| Fort Mccoy, Marion | 3 |
| Candler, Marion | 3 |
| Bonifay, Washington | 3 |
| Dinsmore, Duval | 3 |
| Ebro, Washington | 3 |
| Cloud Lake, Palm Beach | 3 |
| Plymouth, Orange | 3 |
| Palma Sola, Manatee | 3 |
| Palmdale, Glades | 3 |
| Ponce De Leon, Walton | 3 |
| Azalea Park, Orange | 3 |
| East Lake, Marion | 3 |
| Cutler Ridge, Dade | 3 |
| Steinhatchee, Dixie | 3 |
| Wabasso, Indian River | 3 |

COVID-19: characteristics of 287,789 Florida resident cases

Data through Jul 13, 2020 verified as of Jul 14, 2020 at 09:25 AM

Data in this report are provisional and subject to change.

The table below includes the cities and counties of residence for cases in Florida residents based on the patient's ZIP Code.

Note that city is not always received as part of the initial notification and may be missing while the case is being investigated.

| City and county | Cases |
|-------------------------------|-------|
| Ybor City, Hillsborough | 3 |
| Lacoochee, Pasco | 3 |
| Hernando Beach, Hernando | 3 |
| Eloise, Polk | 3 |
| Enterprise, Volusia | 3 |
| Centerville, Leon | 3 |
| Nobleton, Hernando | 3 |
| Missing, Franklin | 3 |
| Lorida, Highlands | 3 |
| Leisure City, Dade | 3 |
| At Large, Broward | 3 |
| Altamonte Springs, Orange | 3 |
| Port Saint John, Brevard | 3 |
| Perrine, Dade | 3 |
| West Delray Beach, Palm Beach | 3 |
| Oneco, Manatee | 3 |
| Westchase, Hillsborough | 3 |
| Mayport Naval Housing, Duval | 3 |
| Hollywood, Unknown | 3 |
| Mount Plymouth, Lake | 3 |
| Campbellton, Jackson | 3 |
| Cedar Key, Levy | 3 |
| City Of Sunrise, Broward | 3 |
| Dowling Park, Suwannee | 3 |
| Gulf Stream, Palm Beach | 3 |
| Elfers, Pasco | 3 |
| Fpo, Duval | 2 |
| Eaton Park, Polk | 2 |
| Braden River, Manatee | 2 |
| Mulberry, Hillsborough | 2 |
| Missing, Putnam | 2 |
| Miromar Lakes, Lee | 2 |
| Union Park, Orange | 2 |
| West Palm Beach, Unknown | 2 |
| Saint Leo, Pasco | 2 |
| Sand Lake, Orange | 2 |
| Celebration, Orange | 2 |
| Goodland, Collier | 2 |
| Durant, Hillsborough | 2 |
| Lake Butler, Bradford | 2 |
| Miami, Martin | 2 |
| Ft Pierce, St. Lucie | 2 |
| Gulf Breeze, Escambia | 2 |
| Lamont, Taylor | 2 |
| Land O Lakes, Hillsborough | 2 |
| Maxville, Duval | 2 |
| Missing, Okeechobee | 2 |
| Unknown, Seminole | 2 |
| Sugarloaf, Monroe | 2 |
| San Carlos Park, Lee | 2 |
| Pompano Beach, Unknown | 2 |
| Rubonia, Manatee | 2 |
| Longboat Key, Sarasota | 2 |
| Earleton, Alachua | 2 |
| Eatonville, Orange | 2 |
| Homosassa Springs, Citrus | 2 |
| Clewiston, Palm Beach | 2 |
| Aloma, Orange | 2 |
| Branford, Lafayette | 2 |

COVID-19: characteristics of 287,789 Florida resident cases

Data through Jul 13, 2020 verified as of Jul 14, 2020 at 09:25 AM

Data in this report are provisional and subject to change.

The table below includes the cities and counties of residence for cases in Florida residents based on the patient's ZIP Code.

Note that city is not always received as part of the initial notification and may be missing while the case is being investigated.

| City and county | Cases |
|--------------------------------|-------|
| Crystal Springs, Pasco | 2 |
| Cudjoe Key, Monroe | 2 |
| Duette, Manatee | 2 |
| Anna Maria, Manatee | 2 |
| Lealman, Pinellas | 2 |
| Madison, Unknown | 2 |
| Maitland, Seminole | 2 |
| Missing, Hamilton | 2 |
| Panacea, Wakulla | 2 |
| Paxton, Walton | 2 |
| Yankeetown, Levy | 2 |
| Alturas, Polk | 2 |
| Davenport, Osceola | 2 |
| Forest City, Orange | 2 |
| Lake Harbor, Palm Beach | 2 |
| Bradley, Polk | 2 |
| Buckingham, Lee | 2 |
| Boca Grande, Lee | 2 |
| Graceville, Holmes | 2 |
| Fisher Island, Dade | 2 |
| Inlet Beach, Bay | 2 |
| Pine Hills, Orange | 2 |
| North Venice, Sarasota | 2 |
| Tangerine, Orange | 2 |
| Shady Grove, Taylor | 2 |
| Ferndale, Lake | 2 |
| Archer, Levy | 2 |
| Hawthorne, Putnam | 2 |
| Lockhart, Orange | 2 |
| Loxahatchee Groves, Palm Beach | 2 |
| Lake Monroe, Seminole | 2 |
| Saint Lucie West, St. Lucie | 2 |
| University Park, Manatee | 2 |
| Unknown, Broward | 2 |
| Valkaria, Brevard | 2 |
| West Villages, Sarasota | 2 |
| West Bradenton, Manatee | 1 |
| Wintergarden, Orange | 1 |
| Venice, Hillsborough | 1 |
| Seven Springs, Pasco | 1 |
| Tallahassee, Unknown | 1 |
| The Villages, Marion | 1 |
| River Ranch, Polk | 1 |
| Port Everglades, Broward | 1 |
| Quail Heights, Dade | 1 |
| Ramrod Key, Monroe | 1 |
| Palm Beach Shores, Palm Beach | 1 |
| Orlando, Columbia | 1 |
| Lake Como, Putnam | 1 |
| Laud-By-The-Sea, Broward | 1 |
| Jensen Beach, St. Lucie | 1 |
| Jupiter, Duval | 1 |
| Boca Raton, Orange | 1 |
| Bagdad, Santa Rosa | 1 |
| Hallandale Beach, Unknown | 1 |
| Immokalee, Lee | 1 |
| Indian Shores, Pinellas | 1 |
| South Daytona Beach, Volusia | 1 |
| Sunny Hills, Washington | 1 |

COVID-19: characteristics of 287,789 Florida resident cases

Data through Jul 13, 2020 verified as of Jul 14, 2020 at 09:25 AM

Data in this report are provisional and subject to change.

The table below includes the cities and counties of residence for cases in Florida residents based on the patient's ZIP Code.

Note that city is not always received as part of the initial notification and may be missing while the case is being investigated.

| City and county | Cases |
|----------------------------------|-------|
| Switzerland, St. Johns | 1 |
| Tampa Palms, Hillsborough | 1 |
| Unknown, Columbia | 1 |
| Unknown, Palm Beach | 1 |
| Watersound, Walton | 1 |
| Tewksbury, Orange | 1 |
| Tampa, Pinellas | 1 |
| Wesley Chapel, Alachua | 1 |
| Okeechobee, St. Lucie | 1 |
| Oklawaha, Marion | 1 |
| Olustee, Baker | 1 |
| Orlando, Seminole | 1 |
| Miamf, Dade | 1 |
| Milton, Escambia | 1 |
| Parker, Bay | 1 |
| Sewalls Point, Martin | 1 |
| San Antonio, Unknown | 1 |
| Jacksonville, Clay | 1 |
| Jacksonville, Unknown | 1 |
| Laurel, Sarasota | 1 |
| Manalapan, Palm Beach | 1 |
| FI, Dade | 1 |
| Fellsmele, Brevard | 1 |
| Estero, Collier | 1 |
| Hallandale Beach, Broward | 1 |
| Florence Villa, Polk | 1 |
| Bay Lake, Orange | 1 |
| Beverly Beach, Flagler | 1 |
| Aollywoss, Dade | 1 |
| Arnondale, Hillsborough | 1 |
| Cortez, Manatee | 1 |
| Clermont, Orange | 1 |
| Clermont, Polk | 1 |
| Doctors Inlet, Clay | 1 |
| Logwood, Seminole | 1 |
| Loughman, Polk | 1 |
| Orlando, Brevard | 1 |
| Gastonia, Polk | 1 |
| Goldenrod, Seminole | 1 |
| Green Acres, Palm Beach | 1 |
| Lake City, Suwannee | 1 |
| Darien, Pasco | 1 |
| Bostwick, Putnam | 1 |
| Bartow, Unknown | 1 |
| Champions Gate, Polk | 1 |
| Chokoloskee, Collier | 1 |
| Woodville, Leon | 1 |
| Wimauma, Manatee | 1 |
| Palm Coast, Orange | 1 |
| Saint Cloud, Orange | 1 |
| Saint Petersburg, Dade | 1 |
| Scottsmoor, Brevard | 1 |
| Ocala, Unknown | 1 |
| Ocean Breeze, Martin | 1 |
| Redington Beach, Pinellas | 1 |
| Orlando, Orange | 1 |
| Saint Cloud, Manatee | 1 |
| South Fort Myers, Lee | 1 |
| University Of Central FI, Orange | 1 |

COVID-19: characteristics of 287,789 Florida resident cases

Data through Jul 13, 2020 verified as of Jul 14, 2020 at 09:25 AM

Data in this report are provisional and subject to change.

The table below includes the cities and counties of residence for cases in Florida residents based on the patient's ZIP Code.

Note that city is not always received as part of the initial notification and may be missing while the case is being investigated.

| City and county | Cases |
|---------------------------------------|-------|
| Valrico, Orange | 1 |
| Tampa, Orange | 1 |
| Town N Country, Hillsborough | 1 |
| Trilby, Pasco | 1 |
| Winterpark, Unknown | 1 |
| Wewahitchka, Calhoun | 1 |
| Mexico Beach, Bay | 1 |
| Live Oak, Columbia | 1 |
| Long Key, Monroe | 1 |
| Hurlburt Field, Okaloosa | 1 |
| Hialeah, Unknown | 1 |
| Gibsonia, Polk | 1 |
| Greenacres, Unknown | 1 |
| Apopka, Unknown | 1 |
| Alligator Point, Wakulla | 1 |
| Bayshore Gardens, Manatee | 1 |
| Bonita Springs, Collier | 1 |
| Everett, Dade | 1 |
| Everglades City, Collier | 1 |
| Fort Charlotte, Charlotte | 1 |
| Daytona Beach Shores, Volusia | 1 |
| Doral, Broward | 1 |
| Cape Haze, Charlotte | 1 |
| Alva, Escambia | 1 |
| Bayou George, Bay | 1 |
| Clearwater, Pasco | 1 |
| Davie, Unknown | 1 |
| Homossa, Orange | 1 |
| Hudson, Pinellas | 1 |
| Gonzalez, Escambia | 1 |
| Jacksonville Naval Air Station, Duval | 1 |
| Jacksonville Naval Hospital, Duval | 1 |
| Mesa, Unknown | 1 |
| Miami Gardens, Unknown | 1 |
| Rivera Beach, Palm Beach | 1 |
| Perth Amboy, Hillsborough | 1 |
| Sanford, Orange | 1 |
| Sharpes, Brevard | 1 |
| Sorrento, Orange | 1 |
| North Fort Myers, Charlotte | 1 |
| North Laud, Unknown | 1 |
| Orange Lake, Marion | 1 |
| Unknown, Unknown | 1 |
| Unable To Obtain, Palm Beach | 1 |
| University Of Tampa, Hillsborough | 1 |
| Watersound, Bay | 1 |
| Venice, Manatee | 1 |
| Unknown, Volusia | 1 |
| Westville, Walton | 1 |
| Port Saint Lucie, Palm Beach | 1 |
| Saint Johns, Duval | 1 |
| Pensacola Beach, Escambia | 1 |
| Pine Castle, Orange | 1 |
| Miccosukee, Leon | 1 |
| Milligan, Okaloosa | 1 |
| Miami, Lee | 1 |
| Gulf Hammock, Levy | 1 |
| Glenwood, Volusia | 1 |
| Homeless, Hillsborough | 1 |

COVID-19: characteristics of 287,789 Florida resident cases

Data through Jul 13, 2020 verified as of Jul 14, 2020 at 09:25 AM

Data in this report are provisional and subject to change.

The table below includes the cities and counties of residence for cases in Florida residents based on the patient's ZIP Code.

Note that city is not always received as part of the initial notification and may be missing while the case is being investigated.

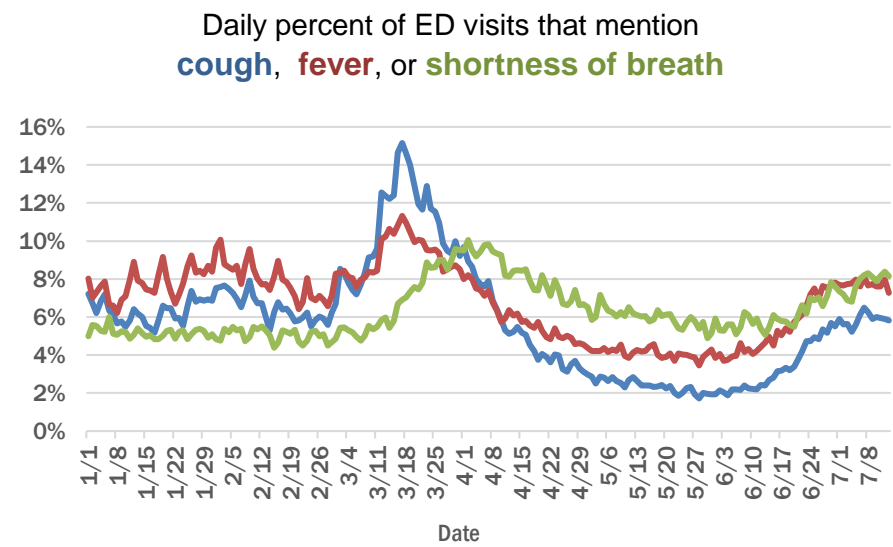
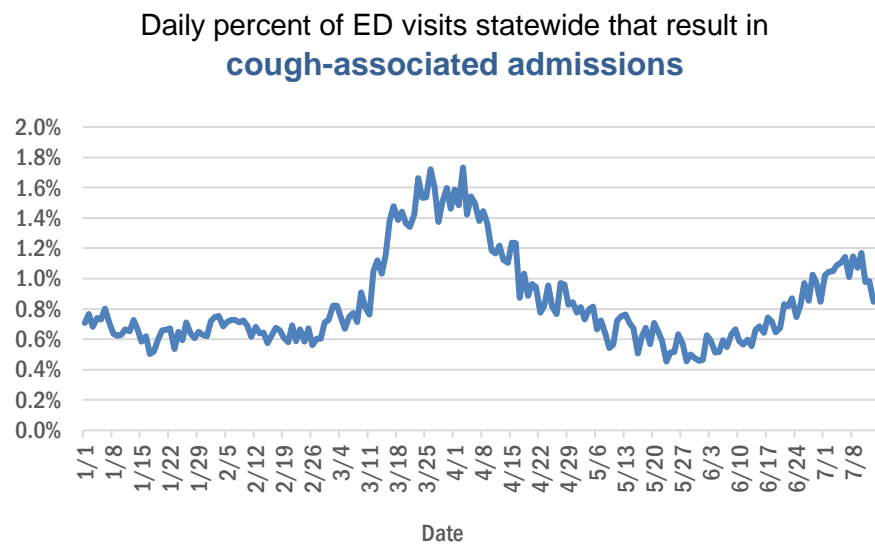
| City and county | Cases |
|------------------------------------|----------------|
| Homeless, Monroe | 1 |
| Homeless, Pinellas | 1 |
| Hutchinson Island, St. Lucie | 1 |
| Attached, Brevard | 1 |
| Alpharetta, Broward | 1 |
| Clarcona, Orange | 1 |
| Mount Dora, Orange | 1 |
| New Church, Palm Beach | 1 |
| Jena, Taylor | 1 |
| Lauderhill, Unknown | 1 |
| Litchfield Park, Unknown | 1 |
| Laurel Hill, Walton | 1 |
| El Jobean, Charlotte | 1 |
| Franklin, Orange | 1 |
| Haines City, Orange | 1 |
| Clearwater, Hillsborough | 1 |
| Apo, Collier | 1 |
| Astor, Volusia | 1 |
| Austin, Dade | 1 |
| Seacrest, Bay | 1 |
| Point Washington, Walton | 1 |
| Orlando, Osceola | 1 |
| Pasadena, Pinellas | 1 |
| Pensacola Naval Hospital, Escambia | 1 |
| Weston, Unknown | 1 |
| West Hollywood, Broward | 1 |
| Unknown Out Of Area, Palm Beach | 1 |
| Unknown, Duval | 1 |
| Winter Springs, Orange | 1 |
| University Of Miami, Dade | 1 |
| Unknown, Manatee | 1 |
| Virginia Gardens, Dade | 1 |
| Wakulla Springs, Wakulla | 1 |
| Windermere, Unknown | 1 |
| Xifamk, Dade | 1 |
| Palma Ceia, Hillsborough | 1 |
| Pooler, Broward | 1 |
| North Port, Manatee | 1 |
| Oakland Park, Unknown | 1 |
| Okeechobee, Martin | 1 |
| Twentynine Palms, Broward | 1 |
| South Palm Beach, Palm Beach | 1 |
| Sarasota, Unknown | 1 |
| Seacrest, Walton | 1 |
| Salem, Taylor | 1 |
| Samoset, Manatee | 1 |
| Miamksaohes, Dade | 1 |
| New Smyrna, Volusia | 1 |
| Indian River Shores, Indian River | 1 |
| Indian Rock Beach, Pinellas | 1 |
| Hillsboro Beach, Broward | 1 |
| Holder, Citrus | 1 |
| Miami Dade, Unknown | 1 |
| Cypress Gardens, Polk | 1 |
| Everglades National Park, Dade | 1 |
| Fanning Springs, Gilchrist | 1 |
| Fernandina, Nassau | 1 |
| Total | 287,789 |

COVID-19: additional surveillance information

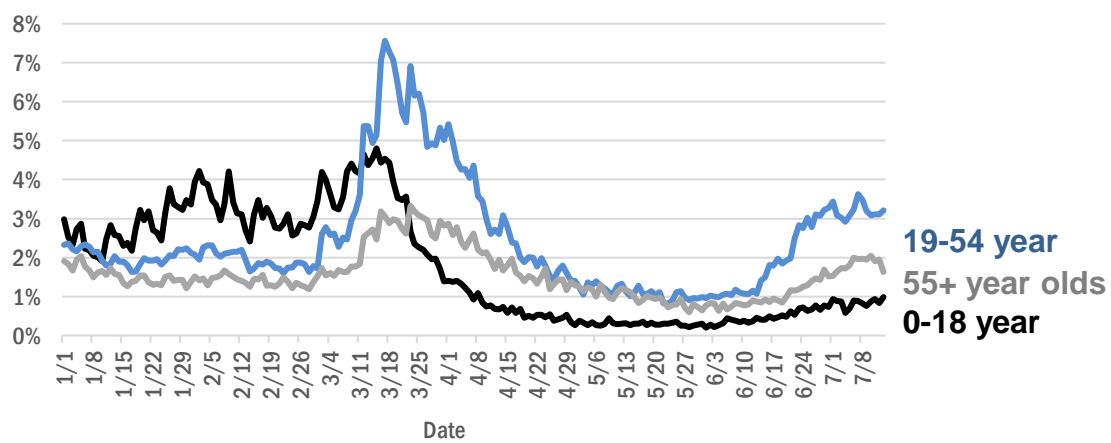
Data through Jul 13, 2020 verified as of Jul 14, 2020 at 09:25 AM

Data in this report are provisional and subject to change.

Statewide emergency department (ED) chief complaint and admission data



Daily percent of ED visits statewide that mention cough by age group



The Electronic Surveillance System for the Early Notification of Community-Based Epidemics (ESSENCE-FL) includes chief complaint data from 211 of 212 Florida EDs. Data are transmitted electronically to ESSENCE-FL daily or hourly.

COVID-19: All persons with tests reported

Data through Jul 13, 2020 verified as of Jul 14, 2020 at 09:25 AM

Data in this report are provisional and subject to change.

The table below includes persons with laboratory results that the Department of Health has received electronically or by mail/fax for Florida residents and non-Florida residents.

| County | Awaiting testing | Inconclusive | Negative | Positive | Percent positive | Total tested |
|--------------|------------------|--------------|----------|----------|------------------|--------------|
| Dade | 181 | 793 | 370,243 | 69,803 | 16% | 440,839 |
| Broward | 51 | 250 | 250,679 | 32,814 | 12% | 283,743 |
| Palm Beach | 191 | 338 | 167,659 | 22,279 | 12% | 190,276 |
| Hillsborough | 150 | 202 | 151,620 | 20,508 | 12% | 172,330 |
| Orange | 280 | 228 | 167,954 | 19,377 | 10% | 187,559 |
| Duval | 100 | 191 | 129,046 | 13,724 | 10% | 142,961 |
| Pinellas | 43 | 82 | 114,998 | 11,754 | 9% | 126,834 |
| Lee | 17 | 23 | 69,413 | 10,631 | 13% | 80,067 |
| Polk | 25 | 79 | 57,963 | 7,881 | 12% | 65,923 |
| Collier | 137 | 41 | 38,675 | 6,731 | 15% | 45,447 |
| Manatee | 2 | 34 | 52,081 | 5,419 | 9% | 57,534 |
| Osceola | 62 | 77 | 33,508 | 4,575 | 12% | 38,160 |
| Seminole | 28 | 44 | 44,519 | 4,536 | 9% | 49,099 |
| Escambia | 17 | 17 | 42,515 | 4,483 | 10% | 47,015 |
| Pasco | 43 | 35 | 44,134 | 4,189 | 9% | 48,358 |
| Volusia | 19 | 54 | 48,035 | 4,163 | 8% | 52,252 |
| Brevard | 7 | 62 | 58,352 | 3,632 | 6% | 62,046 |
| Sarasota | 13 | 21 | 46,094 | 3,334 | 7% | 49,449 |
| St. Lucie | 185 | 38 | 26,740 | 3,134 | 10% | 29,912 |
| Martin | 39 | 31 | 17,740 | 2,900 | 14% | 20,671 |
| Lake | 47 | 28 | 42,330 | 2,783 | 6% | 45,141 |
| Leon | 11 | 82 | 37,907 | 2,520 | 6% | 40,509 |
| Alachua | | 14 | 50,112 | 2,258 | 4% | 52,384 |
| St. Johns | 77 | 29 | 26,352 | 2,019 | 7% | 28,400 |
| Marion | 132 | 17 | 29,970 | 1,774 | 6% | 31,761 |
| Clay | 10 | 12 | 21,666 | 1,602 | 7% | 23,280 |
| Okaloosa | 29 | 22 | 17,369 | 1,445 | 8% | 18,836 |
| Bay | 2 | 26 | 11,612 | 1,430 | 11% | 13,068 |
| Santa Rosa | 1 | 9 | 16,080 | 1,412 | 8% | 17,501 |
| Indian River | 28 | 12 | 18,139 | 1,337 | 7% | 19,488 |
| Hendry | 1 | 11 | 5,107 | 1,267 | 20% | 6,385 |
| Charlotte | 3 | 12 | 15,984 | 1,212 | 7% | 17,208 |
| Desoto | 7 | 11 | 5,497 | 951 | 15% | 6,459 |
| Hernando | 2 | 5 | 12,523 | 946 | 7% | 13,474 |
| Putnam | 3 | 6 | 8,272 | 835 | 9% | 9,113 |
| Suwannee | | 3 | 4,400 | 761 | 15% | 5,164 |
| Sumter | 25 | 11 | 11,931 | 681 | 5% | 12,623 |
| Jackson | 4 | 11 | 6,046 | 652 | 10% | 6,709 |
| Monroe | 38 | 3 | 7,511 | 641 | 8% | 8,155 |
| Columbia | 3 | 7 | 7,097 | 624 | 8% | 7,728 |
| Gadsden | 1 | 15 | 6,577 | 624 | 9% | 7,216 |
| Walton | | 4 | 4,626 | 622 | 12% | 5,252 |
| Citrus | 5 | 9 | 12,359 | 618 | 5% | 12,986 |
| Hardee | | 1 | 2,727 | 613 | 18% | 3,341 |
| Highlands | 5 | 19 | 10,691 | 590 | 5% | 11,300 |
| Okeechobee | 1 | 7 | 4,087 | 581 | 12% | 4,675 |
| Nassau | 10 | 8 | 9,509 | 570 | 6% | 10,087 |
| Flagler | 3 | 15 | 9,970 | 529 | 5% | 10,514 |

COVID-19: All persons with tests reported

Data through Jul 13, 2020 verified as of Jul 14, 2020 at 09:25 AM

Data in this report are provisional and subject to change.

The table below includes persons with laboratory results that the Department of Health has received electronically or by mail/fax for Florida residents and non-Florida residents.

| County | Awaiting testing | Inconclusive | Negative | Positive | Percent positive | Total tested |
|--------------|------------------|--------------|------------------|----------------|------------------|------------------|
| Hamilton | 1 | 1 | 2,861 | 439 | 13% | 3,301 |
| Madison | 1 | 8 | 2,740 | 382 | 12% | 3,130 |
| Unknown | | 17 | 3,385 | 328 | 9% | 3,730 |
| Levy | | 7 | 3,837 | 282 | 7% | 4,126 |
| Liberty | | 2 | 2,349 | 276 | 11% | 2,627 |
| Holmes | | 6 | 2,598 | 234 | 8% | 2,838 |
| Glades | | 2 | 577 | 209 | 27% | 788 |
| Washington | 3 | 1 | 2,144 | 204 | 9% | 2,349 |
| Baker | 9 | | 3,017 | 180 | 6% | 3,197 |
| Calhoun | 1 | 6 | 1,140 | 172 | 13% | 1,318 |
| Wakulla | | 3 | 2,941 | 164 | 5% | 3,108 |
| Gilchrist | | 5 | 2,573 | 156 | 6% | 2,734 |
| Taylor | 1 | 3 | 1,654 | 149 | 8% | 1,806 |
| Bradford | 1 | 3 | 3,081 | 145 | 4% | 3,229 |
| Dixie | | 1 | 1,596 | 125 | 7% | 1,722 |
| Union | 1 | 1 | 2,574 | 120 | 4% | 2,695 |
| Gulf | | 4 | 2,335 | 101 | 4% | 2,440 |
| Jefferson | | 1 | 1,470 | 93 | 6% | 1,564 |
| Lafayette | | 2 | 645 | 61 | 9% | 708 |
| Franklin | 1 | 1 | 1,678 | 45 | 3% | 1,724 |
| Total | 2,057 | 3,123 | 2,393,614 | 291,629 | 11% | 2,688,366 |

COVID-19: testing by laboratory

Data through Jul 13, 2020 verified as of Jul 14, 2020 at 09:25 AM

Data in this report are provisional and subject to change.

The numbers in the table below represent the number for whom test results were received by the Department of Health. A person can be tested by more than one laboratory and can have both positive and negative results. **Therefore, the sum of the numbers in each column will be larger than the total number of people tested.**

| Reporting lab | Inconclusive | Negative | Positive | Percent positive | Total |
|---|--------------|----------|----------|------------------|---------|
| QUEST DIAGNOSTICS - TAMPA | 1,649 | 479,791 | 59,376 | 11% | 540,816 |
| LABORATORY CORPORATION OF AMERICA | 423 | 401,138 | 54,075 | 12% | 455,636 |
| BIO REFERENCE LABORATORIES, INC | 1,868 | 309,882 | 48,536 | 13% | 360,286 |
| GENETWORX | 654 | 243,257 | 18,444 | 7% | 262,355 |
| REALTOX LABS LLC | 823 | 119,393 | 13,646 | 10% | 133,862 |
| NORTHWEST LABORATORY | 76 | 101,555 | 2,697 | 3% | 104,328 |
| ADVENT HEALTH LAB | 94 | 92,286 | 11,098 | 11% | 103,478 |
| CURATIVE_LABS | 981 | 58,331 | 1,745 | 3% | 61,057 |
| MEDICAL DIAGNOSTIC LABORATORIES | 287 | 44,416 | 5,209 | 10% | 49,912 |
| MAYO CLINIC LABORATORIES | 71 | 45,065 | 3,689 | 8% | 48,825 |
| BIOCOLLECTIONS WORLDWIDE, INC | 55 | 40,280 | 5,950 | 13% | 46,285 |
| KORVALABS, INC | 283 | 43,593 | 1,211 | 3% | 45,087 |
| BAYCARE LABORATORIES LLC | 143 | 40,119 | 3,792 | 9% | 44,054 |
| QUEST DIAGNOSTICS NICHOLS INSTITUTE, INC. | 119 | 39,282 | 4,203 | 10% | 43,604 |
| MEMORIAL REGIONAL HOSPITAL SOUTH | 15 | 35,697 | 7,394 | 17% | 43,106 |
| ORLANDO REG MED CENTER CLINICAL LAB | 298 | 32,828 | 3,630 | 10% | 36,756 |
| SACRED HEART HOSPITAL LABORATORY | 2 | 33,159 | 2,942 | 8% | 36,103 |
| TAMPA GENERAL HOSPITAL | 4 | 30,245 | 2,052 | 6% | 32,301 |
| TESTING MATTERS INC | | 28,027 | 3,683 | 12% | 31,710 |
| BPHL-JACKSONVILLE | 7 | 26,756 | 4,761 | 15% | 31,524 |
| UF PATHLABS | 33 | 29,959 | 836 | 3% | 30,828 |
| DIATHERIX LABORATORIES | | 26,228 | 2,937 | 10% | 29,165 |
| JACKSON MEMORIAL HOSPITAL CLINICAL LAB | 78 | 22,699 | 4,725 | 17% | 27,502 |
| ARUP LABORATORIES | | 24,564 | 1,492 | 6% | 26,056 |
| VIRACOR-EUROFINS LABORATORIES | | 19,230 | 5,967 | 24% | 25,197 |
| BPHL-MIAMI | 165 | 18,194 | 3,298 | 15% | 21,657 |
| SHANDS AT THE UNIVERSITY OF FLORIDA | 3 | 17,691 | 706 | 4% | 18,400 |
| BPHL-TAMPA (SPECTRUM BLVD) | 43 | 15,835 | 2,186 | 12% | 18,064 |
| AIT LABORATORIES | | 14,877 | 1,578 | 10% | 16,455 |
| LAKELAND REGIONAL MEDICAL CENTER | 28 | 13,332 | 1,311 | 9% | 14,671 |
| ST VINCENT'S MEDICAL CENTER - RIVERSIDE | 1 | 13,161 | 1,281 | 9% | 14,443 |
| CAPE CORAL HOSPITAL CLINICAL LABORATORY | | 12,203 | 2,117 | 15% | 14,320 |
| WALGREENS | 9 | 12,051 | 1,812 | 13% | 13,872 |
| BROWARD GENERAL MEDICAL CENTER-CLINICAL LAB | 2 | 11,101 | 1,319 | 11% | 12,422 |
| STATLAB_MOBILE | | 10,205 | 711 | 7% | 10,916 |
| BAPTIST HOSPITAL OF MIAMI CLINICAL LABORATORY | 5 | 9,252 | 1,545 | 14% | 10,802 |
| SHANDS JACKSONVILLE MEDICAL CENTER INC | 30 | 9,343 | 609 | 6% | 9,982 |
| CLEVELAND CLINIC HOSPITAL LAB | 3 | 8,823 | 756 | 8% | 9,582 |
| FLORIDA HOSPITAL - TAMPA | 5 | 8,703 | 709 | 8% | 9,417 |
| ADVENTHEALTH DAYTONA BEACH | 14 | 8,785 | 540 | 6% | 9,339 |
| BAPTIST MEDICAL CENTER JACKSONVILLE | 1 | 8,772 | 502 | 5% | 9,275 |
| NAPLES COMMUNITY HOSPITAL | 10 | 8,392 | 809 | 9% | 9,211 |
| ST JOSEPHS HOSPITAL LABORATORY | 6 | 7,297 | 818 | 10% | 8,121 |
| PALMETTO GENERAL HOSPITAL LAB | 2 | 6,001 | 1,683 | 22% | 7,686 |
| LABCORP BURLINGTON (ELR) | 2 | 7,424 | 215 | 3% | 7,641 |
| INTEGRATED REGIONAL LABORATORIES LLP | | 6,444 | 914 | 12% | 7,358 |
| MOUNT SINAI MEDICAL CENTER | 3 | 6,398 | 623 | 9% | 7,024 |

COVID-19: testing by laboratory

Data through Jul 13, 2020 verified as of Jul 14, 2020 at 09:25 AM

Data in this report are provisional and subject to change.

The numbers in the table below represent the number for whom test results were received by the Department of Health. A person can be tested by more than one laboratory and can have both positive and negative results. **Therefore, the sum of the numbers in each column will be larger than the total number of people tested.**

| Reporting lab | Inconclusive | Negative | Positive | Percent positive | Total |
|---|--------------|----------|----------|------------------|-------|
| REAL DIAGNOSTICS | 77 | 6,449 | 465 | 7% | 6,991 |
| MORTON PLANT HOSPITAL-ADLER INSTITUTE | 6 | 6,401 | 474 | 7% | 6,881 |
| JFK MEDICAL CENTER LAB | | 5,648 | 1,009 | 15% | 6,657 |
| SOUTH MIAMI HOSPITAL LAB | 8 | 5,610 | 776 | 12% | 6,394 |
| SARASOTA MEMORIAL HOSPITAL MAIN LAB | 12 | 5,878 | 476 | 7% | 6,366 |
| TALLAHASSEE MEMORIAL HOSPITAL | 1 | 5,892 | 367 | 6% | 6,260 |
| SAINT MARY'S MEDICAL CENTER | 7 | 5,252 | 763 | 13% | 6,022 |
| MEMORIAL REGIONAL HOSPITAL CLINICAL LABORATORY | 5 | 5,459 | 406 | 7% | 5,870 |
| NORTH FLORIDA REGIONAL MEDICAL CENTER | | 5,400 | 388 | 7% | 5,788 |
| BRANDON REGIONAL HOSPITAL | | 4,787 | 786 | 14% | 5,573 |
| WELLINGTON REGIONAL MED CTR LAB | 3 | 4,746 | 723 | 13% | 5,472 |
| FLORIDA HOSPITAL WATERMAN LABORATORY | 9 | 5,046 | 342 | 6% | 5,397 |
| INDIAN RIVER MEDICAL CENTER LAB | | 5,045 | 212 | 4% | 5,257 |
| ELABNETWORK | 1 | 4,662 | 495 | 10% | 5,158 |
| MILLENNIUM PHYSICIAN GROUP | | 4,243 | 832 | 16% | 5,075 |
| LARKIN COMMUNITY HOSPITAL | 10 | 4,260 | 757 | 15% | 5,027 |
| JUPITER MEDICAL CENTER LAB | 7 | 4,161 | 607 | 13% | 4,775 |
| NICKLAUS CHILDREN'S HOSPITAL | 9 | 4,143 | 575 | 12% | 4,727 |
| BAPTIST HOSPITAL OF MIAMI MOLECULAR DIAGNOSTICS | 41 | 4,099 | 503 | 11% | 4,643 |
| HOMESTEAD HOSPITAL CLINICAL LABORATORY | | 3,647 | 862 | 19% | 4,509 |
| ST ANTHONY'S HOSPITAL LAB | 10 | 3,978 | 520 | 12% | 4,508 |
| DELRAY MEDICAL CENTER | 2 | 3,965 | 511 | 11% | 4,478 |
| AEGIS SCIENCES CORPORATION | 26 | 4,234 | 200 | 4% | 4,460 |
| ECCO LAB GROUP CO | 119 | 3,504 | 817 | 18% | 4,440 |
| ARNOLD PALMER MEDICAL CENTER CLINICAL LAB | | 4,111 | 78 | 2% | 4,189 |
| MEMORIAL HOSPITAL JACKSONVILLE | 8 | 3,383 | 753 | 18% | 4,144 |
| WEST KENDALL BAPTIST HOSPITAL LABORATORY | 2 | 3,366 | 695 | 17% | 4,063 |
| WINTER HAVEN HOSPITAL CLINICAL LABORATORY | 1 | 3,399 | 585 | 15% | 3,985 |
| ST JOSEPHS HOSPITAL SOUTH LABORATORY | 3 | 3,390 | 482 | 12% | 3,875 |
| MEASE COUNTRYSIDE LAB | | 3,372 | 327 | 9% | 3,699 |
| OSCEOLA REGIONAL MEDICAL CENTER | 1 | 3,125 | 510 | 14% | 3,636 |
| GOOD SAMARITAN MEDICAL CENTER LAB | 1 | 3,009 | 548 | 15% | 3,558 |
| GULF COAST MEDICAL CENTER MICROLAB | | 2,605 | 840 | 24% | 3,445 |
| ORANGE PARK MEDICAL CENTER | 4 | 2,778 | 658 | 19% | 3,440 |
| QUEST DIAGNOSTICS NICHOLS INSTITUTE - SJC (ELR) | 4 | 3,031 | 404 | 12% | 3,439 |
| BAPTIST MEDICAL CENTER SOUTH | | 3,177 | 236 | 7% | 3,413 |
| NEW YORK STATE ELR - SUNRISE MEDICAL LABORATORIES | | 3,288 | 77 | 2% | 3,365 |
| LAWNWOOD REGIONAL MEDICAL CENTER | | 2,833 | 372 | 12% | 3,205 |
| MEMORIAL HOSPITAL WEST LABORATORY SERVICES | 7 | 2,840 | 282 | 9% | 3,129 |
| FLORIDA HOSPITAL HEARTLAND MED CTR CLINICAL LAB | 1 | 2,875 | 198 | 6% | 3,074 |
| MANATEE MEMORIAL HOSPITAL | | 2,742 | 296 | 10% | 3,038 |
| WEST BOCA MEDICAL CENTER LAB | | 2,707 | 297 | 10% | 3,004 |
| WESTSIDE REGIONAL MED CTR | 1 | 2,520 | 467 | 16% | 2,988 |
| Lee Memorial Hospital | | 2,410 | 515 | 18% | 2,925 |

COVID-19: testing by laboratory

Data through Jul 13, 2020 verified as of Jul 14, 2020 at 09:25 AM

Data in this report are provisional and subject to change.

The numbers in the table below represent the number for whom test results were received by the Department of Health. A person can be tested by more than one laboratory and can have both positive and negative results. **Therefore, the sum of the numbers in each column will be larger than the total number of people tested.**

| Reporting lab | Inconclusive | Negative | Positive | Percent positive | Total |
|--|--------------|----------|----------|------------------|-------|
| HALIFAX MEDICAL CENTER LAB | 3 | 2,557 | 362 | 12% | 2,922 |
| HEALTH PARK MEDICAL CENTER CLINICAL LAB | | 2,334 | 585 | 20% | 2,919 |
| AVENTURA HOSPITAL LAB | | 2,181 | 733 | 25% | 2,914 |
| CLEVELAND CLINIC MARTIN SOUTH HOSPITAL | | 2,674 | 230 | 8% | 2,904 |
| BROWARD HEALTH NORTH CLINICAL LABORATORY | | 2,515 | 359 | 12% | 2,874 |
| FLORIDA HOSPITAL WESLEY CHAPEL | 1 | 2,620 | 233 | 8% | 2,854 |
| MERCY HOSPITAL A CAMPUS OF PLANTATION GEN HOSP LAB | | 2,189 | 643 | 23% | 2,832 |
| MOFFITT CANCER CENTER | 5 | 2,789 | 20 | 1% | 2,814 |
| NCH NORTH NAPLES HOSPITAL LAB | | 2,524 | 290 | 10% | 2,814 |
| PALM BEACH GARDENS MEDICAL CTR LAB | | 2,546 | 268 | 10% | 2,814 |
| CORAL SPRINGS MED CTR | | 2,557 | 248 | 9% | 2,805 |
| CORAL GABLES HOSPITAL CLINICAL LABORATORY | | 2,199 | 596 | 21% | 2,795 |
| DOCTORS HOSPITAL | 2 | 2,241 | 528 | 19% | 2,771 |
| NORTH SHORE MEDICAL CENTER | | 2,134 | 627 | 23% | 2,761 |
| LARGO MEDICAL CENTER | | 2,404 | 352 | 13% | 2,756 |
| WEST FLORIDA HOSPITAL LAB | | 2,210 | 528 | 19% | 2,738 |
| BAPTIST HOSPITAL LABORATORY | 4 | 2,351 | 335 | 12% | 2,690 |
| PALMS WEST HOSPITAL LAB | | 2,137 | 520 | 20% | 2,657 |
| OAK HILL HOSPITAL | | 2,448 | 198 | 7% | 2,646 |
| MARTIN HOSPITAL SOUTH LAB | | 2,504 | 90 | 3% | 2,594 |
| FLORIDA HOSPITAL ZEPHYRHILLS | | 2,384 | 157 | 6% | 2,541 |
| BETHESDA HOSPITAL EAST | | 2,273 | 257 | 10% | 2,530 |
| NORTHWEST MEDICAL CENTER | | 2,010 | 500 | 20% | 2,510 |
| FLORIDA HOSPITAL FLAGLER | 2 | 2,267 | 127 | 5% | 2,396 |
| BLAKE MEDICAL CENTER | | 1,956 | 367 | 16% | 2,323 |
| FLORIDA MEDICAL CENTER - A CAMPUS OF NORTH SHORE | 2 | 1,894 | 356 | 16% | 2,252 |
| REGIONAL MEDICAL CENTER BAYONET POINT | 1 | 2,060 | 140 | 6% | 2,201 |
| Capital Regional Medical Ctr | | 1,808 | 341 | 16% | 2,149 |
| NEMOURS CHILDRENS HOSPITAL | | 2,094 | 42 | 2% | 2,136 |
| FLORIDA HOSPITAL OF CARROLLWOOD | | 1,779 | 281 | 14% | 2,060 |
| MEDICAL CENTER OF TRINITY CLINICAL LABORATORY | | 1,766 | 293 | 14% | 2,059 |
| NORTHSIDE HOSPITAL AND HEART INSTITUTE | | 1,762 | 284 | 14% | 2,046 |
| MORTON PLANT-MEASE | | 1,902 | 140 | 7% | 2,042 |
| MARTIN MEMORIAL HEALTH SYSTEM LABORATORY | | 1,880 | 154 | 8% | 2,034 |
| IMPERIAL POINT MEDICAL CENTER | | 1,845 | 184 | 9% | 2,029 |
| ST JOSEPHS NORTH HOSPITAL LAB | | 1,802 | 217 | 11% | 2,019 |
| QUEST DIAGNOSTICS - WEST HILLS | 2 | 1,883 | 66 | 3% | 1,951 |
| PLANTATION GENERAL HOSPITAL | | 1,470 | 460 | 24% | 1,930 |
| FLORIDA HOSPITAL DELAND | | 1,623 | 280 | 15% | 1,903 |
| BAPTIST MEDICAL CENTER - BEACHES | | 1,794 | 101 | 5% | 1,895 |
| CARDIOTROPIC LABS | | 1,492 | 391 | 21% | 1,883 |
| OCALA REGIONAL MEDICAL CENTER | | 1,729 | 138 | 7% | 1,867 |
| LAKE CITY MEDICAL CENTER | | 1,460 | 349 | 19% | 1,809 |
| DR. P. PHILLIPS HOSPITAL | | 1,766 | 29 | 2% | 1,795 |
| LAKWOOD RANCH MEDICAL CENTER | | 1,616 | 145 | 8% | 1,761 |

COVID-19: testing by laboratory

Data through Jul 13, 2020 verified as of Jul 14, 2020 at 09:25 AM

Data in this report are provisional and subject to change.

The numbers in the table below represent the number for whom test results were received by the Department of Health. A person can be tested by more than one laboratory and can have both positive and negative results. **Therefore, the sum of the numbers in each column will be larger than the total number of people tested.**

| Reporting lab | Inconclusive | Negative | Positive | Percent positive | Total |
|--|--------------|----------|----------|------------------|-------|
| WESTCHESTER HOSPITAL | 11 | 1,415 | 262 | 16% | 1,688 |
| CENTRAL FLORIDA REGIONAL HOSPITAL | | 1,464 | 209 | 12% | 1,673 |
| SOUTH FLORIDA BAPTIST HOSPITAL MICRO | 1 | 1,443 | 228 | 14% | 1,672 |
| ST LUCIE MEDICAL CENTER | | 1,400 | 248 | 15% | 1,648 |
| SOUTH LAKE HOSPITAL CLINICAL LAB | | 1,590 | 26 | 2% | 1,616 |
| GULF COAST MEDICAL CENTER LAB | | 1,375 | 207 | 13% | 1,582 |
| OPTEO LABORATORY | | 1,500 | 24 | 2% | 1,524 |
| BAPTIST MEDICAL CENTER - NASSAU | | 1,433 | 64 | 4% | 1,497 |
| MEMORIAL HOSPITAL- MIRAMAR | 7 | 1,370 | 108 | 7% | 1,485 |
| APPLIED INGENUITY DIAGNOSTICS LLC | | 1,426 | 44 | 3% | 1,470 |
| FLORIDA HOSPITAL NORTH PINELLAS | 5 | 1,365 | 99 | 7% | 1,469 |
| POINCIANA MEDICAL CENTER | | 1,076 | 370 | 26% | 1,446 |
| MEMORIAL HOSPITAL MICRO | | 1,265 | 133 | 10% | 1,398 |
| LEE HEALTH COCONUT POINT CLINICAL LAB | 1 | 1,145 | 244 | 18% | 1,390 |
| LEESBURG REGIONAL MEDICAL CENTER | | 1,265 | 122 | 9% | 1,387 |
| UNIVERSITY HOSPITAL AND MEDICAL CENTER | | 1,070 | 316 | 23% | 1,386 |
| PHYSICIANS REGIONAL MEDICAL CENTER - PINE RIDGE RD | | 1,127 | 246 | 18% | 1,373 |
| ST VINCENT'S MEDICAL CENTER - SOUTHSIDE | | 1,306 | 25 | 2% | 1,331 |
| QUEST DIAGNOSTICS | 2 | 1,088 | 218 | 17% | 1,308 |
| WEST PALM HOSPITAL LAB | | 1,125 | 179 | 14% | 1,304 |
| ST PETERSBURG GENERAL HOSPITAL | | 921 | 361 | 28% | 1,282 |
| HIALEAH HOSPITAL | 3 | 939 | 340 | 27% | 1,282 |
| MEMORIAL HOSPITAL PEMBROKE | 2 | 1,139 | 130 | 10% | 1,271 |
| WEST MARION COMMUNITY HOSPITAL LAB | | 1,184 | 85 | 7% | 1,269 |
| MEASE DUNEDIN HOSPITAL | 1 | 1,144 | 110 | 9% | 1,255 |
| UNIVERSITY OF MIAMI HOSPITAL | 5 | 823 | 427 | 34% | 1,255 |
| SOUTH SEMINOLE HOSPITAL LABORATORY | | 1,201 | 30 | 2% | 1,231 |
| CITRUS MEMORIAL HOSPITAL LABORATORY | | 1,199 | 30 | 2% | 1,229 |
| QUEST DIAGNOSTICS LENEXA | 2 | 1,139 | 60 | 5% | 1,201 |
| CLINICORE LABS | | 1,112 | 88 | 7% | 1,200 |
| FORT WALTON BEACH MEDICAL CENTER | | 1,069 | 125 | 10% | 1,194 |
| OVIDO MEDICAL CENTER | | 1,005 | 178 | 15% | 1,183 |
| DOCTORS HOSPITAL OF SARASOTA CLINICAL LABORATORY | | 1,072 | 105 | 9% | 1,177 |
| VISTA CLINICAL | | 743 | 423 | 36% | 1,166 |
| BAPTIST NORTH EMERGENCY CENTER | | 798 | 338 | 30% | 1,136 |
| MEDCOMP SCIENCES LLC | 18 | 834 | 284 | 25% | 1,136 |
| BAYFRONT MEDICAL CENTER | | 814 | 257 | 24% | 1,071 |
| PALMS OF PASADENA HOSPITAL | | 922 | 134 | 13% | 1,056 |
| FLORIDA HOSPITAL FISH MEMORIAL | | 873 | 171 | 16% | 1,044 |
| LOWER KEYS MEDICAL CENTER | | 935 | 60 | 6% | 995 |
| QUEST NEW ENGLAND | 1 | 949 | 36 | 4% | 986 |
| LMHS | | 901 | 75 | 8% | 976 |
| QUEST DIAGNOSTICS - MIRAMAR | 6 | 284 | 660 | 69% | 950 |
| SOUTH BAY HOSPITAL MICRO | | 808 | 128 | 14% | 936 |
| RAULERSON HOSPITAL | | 797 | 137 | 15% | 934 |
| ORLANDO VA MEDICAL CENTER | | 852 | 73 | 8% | 925 |
| BARTOW REGIONAL MEDICAL CENTER | 1 | 745 | 126 | 14% | 872 |

COVID-19: testing by laboratory

Data through Jul 13, 2020 verified as of Jul 14, 2020 at 09:25 AM

Data in this report are provisional and subject to change.

The numbers in the table below represent the number for whom test results were received by the Department of Health. A person can be tested by more than one laboratory and can have both positive and negative results. **Therefore, the sum of the numbers in each column will be larger than the total number of people tested.**

| Reporting lab | Inconclusive | Negative | Positive | Percent positive | Total |
|---|--------------|----------|----------|------------------|-------|
| VIKOR SCIENTIFIC | 2 | 601 | 267 | 31% | 870 |
| QUEST DIAGNOSTICS - ATLANTA | | 734 | 124 | 14% | 858 |
| PHYSICIANS REGIONAL MEDICAL CENTER - COLLIER BLVD | 1 | 711 | 141 | 17% | 853 |
| PUTNAM COMMUNITY MEDICAL CENTER | | 770 | 83 | 10% | 853 |
| BMCT Molecular Diagnostics Subsection | | 667 | 170 | 20% | 837 |
| THE VILLAGES REGIONAL HOSPITAL | | 757 | 58 | 7% | 815 |
| TWIN CITIES HOSPITAL | | 751 | 51 | 6% | 802 |
| CLEVELAND CLINIC TRADITION HOSPITAL | | 705 | 95 | 12% | 800 |
| ST VINCENTS CLAY COUNTY | | 774 | 22 | 3% | 796 |
| FLORIDA HOSPITAL ORLANDO | | 745 | 38 | 5% | 783 |
| ADVENTHEALTH OCALA LABORATORY | | 686 | 73 | 10% | 759 |
| AMERICAN HEALTH ASSOCIATES | 5 | 441 | 275 | 38% | 721 |
| SYNERGY LABORATORIES | 1 | 676 | 40 | 6% | 717 |
| BETHESDA HOSPITAL WEST | | 673 | 44 | 6% | 717 |
| CLEVELAND CLINIC MARTIN NORTH HOSPITAL | | 610 | 106 | 15% | 716 |
| HIGHLANDS REGIONAL MEDICAL CENTER | | 633 | 61 | 9% | 694 |
| LAKESIDE MEDICAL CENTER | | 438 | 246 | 36% | 684 |
| QUEST DIAGNOSTICS INFECTIOUS DISEASE INC | | 282 | 379 | 57% | 661 |
| ENGLEWOOD COMMUNITY HOSPITAL | | 590 | 39 | 6% | 629 |
| CAPSTONE HEALTHCARE | | 424 | 198 | 32% | 622 |
| VISTA CLINICAL DIAGNOSTICS | | 356 | 256 | 42% | 612 |
| AVENTUS BIOLABS | 1 | 378 | 230 | 38% | 609 |
| GULF BREEZE HOSPITAL LAB | 1 | 530 | 65 | 11% | 596 |
| ACCESSDX | 4 | 305 | 236 | 43% | 545 |
| SACRED HEART-EMERALD COAST | | 455 | 78 | 15% | 533 |
| MAKO MEDICAL LABORATORIES | 8 | 209 | 314 | 59% | 531 |
| BAPTIST EMERGENCY CENTER OAKLEAF | | 450 | 79 | 15% | 529 |
| ORLANDO HEALTH | | 10 | 512 | 98% | 522 |
| EGLIN AIRFORCE BASE LAB | | 477 | 38 | 7% | 515 |
| ACCESS MEDICAL LABORATORIES | | 196 | 299 | 60% | 495 |
| MARINERS HOSPITAL | | 410 | 57 | 12% | 467 |
| LAB24 INC | | | 457 | 100% | 457 |
| BAPTIST HEALTH EMERGENCY CENTER COUNTRY WALK | | 391 | 49 | 11% | 440 |
| MARTIN MEMORIAL HEALTH SYSTEMS LABORATORY | | 407 | 33 | 8% | 440 |
| BAPTIST EMERGENCY CENTER CLAY | | 391 | 43 | 10% | 434 |
| PATIENTS CHOICE LABORATORIES | | 175 | 257 | 59% | 432 |
| VAMC ORLANDO | | 296 | 134 | 31% | 430 |
| QUEST DIAGNOSTICS WOOD DALE | | 383 | 37 | 9% | 420 |
| LEE MEMORIAL HOSPITAL LAB | | | 405 | 100% | 405 |
| PANCARE OF FLORIDA, INC | | | 405 | 100% | 405 |
| QUEST | 1 | 71 | 318 | 82% | 390 |
| SUNPATH MEDICAL DIAGNOSTICS LABORATORY | | 336 | 46 | 12% | 382 |
| QUEST DIAGNOSTICS NICHOLS INSTITUTE | 5 | 349 | 15 | 4% | 369 |
| QUEST DIAGNOSTICS - IRVING | 6 | 203 | 153 | 42% | 362 |
| NCH HEALTHCARE SYSTEM MICROBIOLOGY LAB | | 1 | 358 | 100% | 359 |
| JACKSON HOSPITAL LAB | | 310 | 27 | 8% | 337 |
| AVERO DIAGNOSTICS - IRVING | | 300 | 31 | 9% | 331 |

COVID-19: testing by laboratory

Data through Jul 13, 2020 verified as of Jul 14, 2020 at 09:25 AM

Data in this report are provisional and subject to change.

The numbers in the table below represent the number for whom test results were received by the Department of Health. A person can be tested by more than one laboratory and can have both positive and negative results. **Therefore, the sum of the numbers in each column will be larger than the total number of people tested.**

| Reporting lab | Inconclusive | Negative | Positive | Percent positive | Total |
|---|--------------|----------|----------|------------------|-------|
| BARDMOOR LABORATORY | | 290 | 39 | 12% | 329 |
| TAMPA COMMUNITY HOSPITAL | | 201 | 120 | 37% | 321 |
| LABCORP RTP | 1 | 39 | 280 | 88% | 320 |
| SOUTHEAST ALABAMA MEDICAL CENT | | 298 | 21 | 7% | 319 |
| DAVITA LABS | | 283 | 26 | 8% | 309 |
| NCH NORTHEAST | | 210 | 94 | 31% | 304 |
| CLARITY LABS | | 255 | 48 | 16% | 303 |
| MEMORIAL PEMBROKE 24/7 CARE CENTER | | 227 | 72 | 24% | 299 |
| APPLIED INGENUITY DIAGNOSTICS | | 272 | 26 | 9% | 298 |
| HEALTHQUEST ESOTERICS | | 63 | 235 | 79% | 298 |
| BIO COLLECTIONS INC | 1 | 151 | 139 | 48% | 291 |
| PATHNOSTICS | | 21 | 261 | 93% | 282 |
| PATIENTS FIRST - MAHAN DRIVE | | 161 | 113 | 41% | 274 |
| DYNIX DIAGNOSTICS | | 186 | 84 | 31% | 270 |
| ADVANCE MEDICAL OF NAPLES | | | 259 | 100% | 259 |
| ECCOLAB GROUP | 1 | 73 | 177 | 71% | 251 |
| JACKSON HOSPITAL CLINICAL LABORATORY | | 210 | 41 | 16% | 251 |
| NEW YORK STATE ELR - NORTH SHORE LONG ISLAND JEWISH HEALTH | | 227 | 18 | 7% | 245 |
| NEW YORK STATE ELR - LENCO MEDICAL LABORATORY | | 232 | 12 | 5% | 244 |
| BIOREFERENCE LABORATORIES | | 23 | 218 | 90% | 241 |
| PWN HEALTH | | 96 | 144 | 60% | 240 |
| NIGHT LITE PEDIATRICS | | 143 | 92 | 39% | 235 |
| LUMINUS DIAGNOSTICS | | 166 | 65 | 28% | 231 |
| MAKO GENOMICS | | 218 | 11 | 5% | 229 |
| PHYSICIANS STAT LAB | | 132 | 95 | 42% | 227 |
| UAB HIGHLANDS LABORATORY | | 220 | | | 220 |
| NONE | | 120 | 97 | 45% | 217 |
| GENESIS REFERENCE LABORATORIES | | 1 | 215 | 100% | 216 |
| BOSTON HEART DIAGNOSTICS CORP | | 206 | 10 | 5% | 216 |
| INFORM DIAGNOSTICS | | 205 | 2 | 1% | 207 |
| MEDSCAN LABORATORY INC | | 136 | 68 | 33% | 204 |
| MARTIN MEMORIAL LABORATORY AT ST LUCIE WEST | | 175 | 29 | 14% | 204 |
| NEW YORK STATE ELR - DEPARTMENT OF CLINICAL LABS | | 198 | 4 | 2% | 202 |
| NCF DIAGNOSTICS & DNA TECHNOLOGIES | 10 | 14 | 177 | 88% | 201 |
| CORE DIAGNOSTIC LABORATORIES LLC | | 173 | 23 | 12% | 196 |
| LABCORP | | 18 | 170 | 90% | 188 |
| MILLENNIUM PATHOLOGY | | | 188 | 100% | 188 |
| THERADOC | | 149 | 38 | 20% | 187 |
| FLO-MEDILAB SERVICES | | 80 | 106 | 57% | 186 |
| LAB CORP | | 59 | 113 | 66% | 172 |
| HENDRY REGIONAL MEDICAL CENTER | | 2 | 164 | 99% | 166 |
| ST CLOUD REGIONAL MEDICAL CENTER | | 126 | 38 | 23% | 164 |
| GENESIS MEDICAL LABORATORY MIAMI FL. | | 78 | 70 | 47% | 148 |
| BAPTIST MD ANDERSON CANCER CENTER | | 147 | | | 147 |
| ORLANDO VAMC | | 79 | 68 | 46% | 147 |
| TENNESSEE DOH - NASHVILLE | 1 | 131 | 13 | 9% | 145 |
| NEW YORK STATE ELR - NYU HOSPITALS CENTER CLINICAL LABORATORIES | | 136 | 6 | 4% | 142 |

COVID-19: testing by laboratory

Data through Jul 13, 2020 verified as of Jul 14, 2020 at 09:25 AM

Data in this report are provisional and subject to change.

The numbers in the table below represent the number for whom test results were received by the Department of Health. A person can be tested by more than one laboratory and can have both positive and negative results. **Therefore, the sum of the numbers in each column will be larger than the total number of people tested.**

| Reporting lab | Inconclusive | Negative | Positive | Percent positive | Total |
|---|--------------|----------|----------|------------------|-------|
| PATHGROUP LABS LLC | | 88 | 50 | 36% | 138 |
| PATIENT'S FIRST | | 3 | 133 | 98% | 136 |
| EXPRESS GENE MOLECULAR DIAGNOSTIC LABORATORY | | 2 | 132 | 99% | 134 |
| ORLANDO VETERANS AFFAIRS MEDICAL CENTER | | 32 | 101 | 76% | 133 |
| SANFORD REFERENCE LAB | | 132 | | | 132 |
| CURATIVE LABS | | 3 | 129 | 98% | 132 |
| NCH HEALTHCARE BONITA | | 92 | 39 | 30% | 131 |
| MEMPHIS PATHOLOGY LABORATORY | 1 | 124 | 5 | 4% | 130 |
| UNKNOWN | | 7 | 121 | 95% | 128 |
| ASCEND CLINICAL | | 125 | 3 | 2% | 128 |
| MINUTECLINIC LLC #3703 | | 106 | 18 | 15% | 124 |
| BMHSI-AEL MICROBIOLOGY LABORATORY | 2 | 102 | 20 | 16% | 124 |
| JAY HOSPITAL CLINICAL LABORATORY | | 105 | 18 | 15% | 123 |
| NEW YORK STATE ELR - NEW YORK PRESBYTERIAN HOSPITAL CUMC CLINICAL | | 109 | 12 | 10% | 121 |
| MILLENNIUM PATHOLOGY/MICROBIOLOGY LABORATORY | | | 120 | 100% | 120 |
| LABCORP TAMPA | 1 | 16 | 101 | 86% | 118 |
| SMA SPECIALITY MEDICAL LAB | | 51 | 66 | 56% | 117 |
| QUALITOX LABORATORIES | | 96 | 19 | 17% | 115 |
| UAB UNIVERSITY OF ALABAMA HOSPITAL LAB | | 111 | 3 | 3% | 114 |
| VAMC WEST PALM LAB | | | 114 | 100% | 114 |
| NEO GENOMICS - FORT MYERS | | 111 | 2 | 2% | 113 |
| ALLIED HEALTH FORT PIERCE | | 112 | | | 112 |
| FLAGLER HOSPITAL | 3 | 15 | 92 | 84% | 110 |
| FLORIDA HOSPITAL WAUCHULA | | 54 | 55 | 50% | 109 |
| INTEGRATED REGIONAL LABORATORIES | | 99 | 10 | 9% | 109 |
| SUNRISE MEDICAL LABORATORIES | | 79 | 30 | 28% | 109 |
| ASAP LAB LLC | | 90 | 17 | 16% | 107 |
| LEHIGH REGIONAL MEDICAL CENTER LAB | | 95 | 12 | 11% | 107 |
| NORTH FLORIDA PEDIATRICS-TALLAHASSEE | | 93 | 13 | 12% | 106 |
| LABTECH DIAGNOSTIC | | 83 | 21 | 20% | 104 |
| AVECINA MEDICAL OAKLEAF | | 7 | 96 | 93% | 103 |
| BAY PINES VAMC CLINICAL LABORATORY | | 1 | 102 | 99% | 103 |
| HOLY CROSS HOSPITAL LABORATORY | | | 99 | 100% | 99 |
| STEWART REFERENCE LABORATORY | | | 98 | 100% | 98 |
| JAMES A. HALEY VETERANS MICRO LAB | | | 96 | 100% | 96 |
| MILLENNIUM LAB SERVICES | | | 96 | 100% | 96 |
| BUREAU OF CLINICAL LABORATORIES | | 78 | 16 | 17% | 94 |
| Assurance Scientific Laboratories | | 73 | 21 | 22% | 94 |
| DIAGNOSTIC SOLUTIONS | | 3 | 90 | 97% | 93 |
| IRL MARKET LAB | | 60 | 32 | 35% | 92 |
| UHEALTH CORAL GABLES/LENNAR MED CTR | | 86 | 6 | 7% | 92 |
| PALM BEACH COUNTY HEALTH DEPT LAB | | 91 | 1 | 1% | 92 |
| NEW YORK STATE ELR - NEW YORK HOSPITAL LABORATORIES | | 87 | 5 | 5% | 92 |
| HOLMES REGIONAL MEDICAL CENTER | | 3 | 88 | 97% | 91 |
| ROSEN MEDICAL CENTER | | 83 | 7 | 8% | 90 |
| SPARROW HEALTHCARE | | 1 | 87 | 99% | 88 |
| NEW YORK STATE ELR - MOUNT SINAI LABORATORY | | 79 | 7 | 8% | 86 |

COVID-19: testing by laboratory

Data through Jul 13, 2020 verified as of Jul 14, 2020 at 09:25 AM

Data in this report are provisional and subject to change.

The numbers in the table below represent the number for whom test results were received by the Department of Health. A person can be tested by more than one laboratory and can have both positive and negative results. **Therefore, the sum of the numbers in each column will be larger than the total number of people tested.**

| Reporting lab | Inconclusive | Negative | Positive | Percent positive | Total |
|--|--------------|----------|----------|------------------|-------|
| GENETWORKX | | 15 | 71 | 83% | 86 |
| CENTRA CARE | | | 85 | 100% | 85 |
| VETERANS AFFAIRS MEDICAL CENTER LAB | | | 82 | 100% | 82 |
| MICROGEN DX | | 1 | 80 | 99% | 81 |
| BIOCERNA LLC | 2 | 58 | 18 | 23% | 78 |
| USAFSAM/PHE | | 23 | 55 | 71% | 78 |
| MAYO CLINIC LABS - ROCHESTER MAIN CAMPUS | | 71 | 1 | 1% | 72 |
| ADVENT HEALTH DAYTONA | | 1 | 70 | 99% | 71 |
| Highlands Regional Hospital | | 63 | 6 | 9% | 69 |
| CENTRAL FLORIDA HEALTH CARE | | 46 | 21 | 31% | 67 |
| MEDICAL DIAGNOSTICS LABORATORIES,INC | | 15 | 51 | 77% | 66 |
| FLORIDA COMMUNITY HEALTH CENTERS INC | | | 65 | 100% | 65 |
| ST JUDE CHILDREN'S RESEARCH HOSPITAL | | 59 | 6 | 9% | 65 |
| FLORIDA HOSPITAL HEARTLAND MED CTR LAKE PLACID | | 51 | 13 | 20% | 64 |
| CURATIVE LABS INC | | 11 | 52 | 83% | 63 |
| DAVITA LABORATORY SERVICES | | 48 | 14 | 23% | 62 |
| GESSLER CLINIC | | | 61 | 100% | 61 |
| NONA SCIENTIFIC | | | 60 | 100% | 60 |
| UR MEDICINE LABS- CENTRAL LABORATORY | | 60 | | | 60 |
| MARTIN MEMORIAL MEDICAL CENTER LAB | | 10 | 49 | 83% | 59 |
| HOLY CROSS HOSPITAL | | 1 | 57 | 98% | 58 |
| AVERO DIAGNOSTICS | | 46 | 11 | 19% | 57 |
| NEW YORK STATE ELR - ENZO CLINICAL LABS INC | | 55 | 1 | 2% | 56 |
| FLORIDA LABORATORY ANALYSIS | | 26 | 30 | 54% | 56 |
| P4 CLINICAL, LLC | | | 55 | 100% | 55 |
| GENE BY GENE | | | 55 | 100% | 55 |
| AVECINA MEDICAL SOUTHSIDE | | 29 | 24 | 45% | 53 |
| VAMC LAKE CITY | | 51 | 1 | 2% | 52 |
| BROWARD HEALTH MEDICAL CENTER | | 1 | 51 | 98% | 52 |
| SARASOTA CO. HEALTH DEPT # 58 | | 40 | 11 | 22% | 51 |
| CENTRACARE | | 1 | 50 | 98% | 51 |
| INTERCOASTAL MEDICAL GROUP | | | 50 | 100% | 50 |
| VAMC BAY PINES | | 1 | 49 | 98% | 50 |
| NEW YORK STATE ELR - WADSWORTH HEALTH CENTER | | 46 | 3 | 6% | 49 |
| P4 DIAGNOSTIX LABORATORY NETWORK | | 1 | 48 | 98% | 49 |
| MILLENIUM PHYSICIANS GROUP | | | 48 | 100% | 48 |
| BAPTIST HEALTH SOUTH FLORIDA | | 3 | 44 | 94% | 47 |
| H LEE MOFFITT CANCER CENTER MICRO | | 46 | | | 46 |
| ARTHREX MEDICAL CENTER | | 26 | 20 | 43% | 46 |
| ORLANDO VA PALMS | | 2 | 43 | 96% | 45 |
| FULGENT DIAGNOSTICS | 3 | 36 | 6 | 13% | 45 |
| BIOREFERENCE LABORATORY | | 1 | 44 | 98% | 45 |
| ACUTIS DIAGNOSTICS | | 40 | 4 | 9% | 44 |
| LABCORP BURLINGTON (LPP) | | 10 | 33 | 77% | 43 |
| FINLAY CLINICAL LABORATORY | | 24 | 18 | 43% | 42 |
| UNITED CLINICAL LABORATORY LLC | | | 42 | 100% | 42 |
| HURLBURT FIELD CLINIC | | 23 | 19 | 45% | 42 |

COVID-19: testing by laboratory

Data through Jul 13, 2020 verified as of Jul 14, 2020 at 09:25 AM

Data in this report are provisional and subject to change.

The numbers in the table below represent the number for whom test results were received by the Department of Health. A person can be tested by more than one laboratory and can have both positive and negative results. **Therefore, the sum of the numbers in each column will be larger than the total number of people tested.**

| Reporting lab | Inconclusive | Negative | Positive | Percent positive | Total |
|---|--------------|----------|----------|------------------|-------|
| MEDARBOR DIAGNOSTICS | | 1 | 40 | 98% | 41 |
| REAL DIAGNOSTIC | 1 | 27 | 13 | 32% | 41 |
| QUEST TAMPA (NEW YORK ELR) | | 32 | 9 | 22% | 41 |
| LEON MEDICAL CENTER | | | 40 | 100% | 40 |
| BAYCARE LAB | | 1 | 39 | 98% | 40 |
| FISHERMENS HOSPITAL CLINICAL LAB | | 37 | 2 | 5% | 39 |
| NAVY HOSPITAL | | | 38 | 100% | 38 |
| NITE LITE PEDIATRICS | | 11 | 27 | 71% | 38 |
| C.W. BILL YOUNG VA MEDICAL CENTER | | 3 | 35 | 92% | 38 |
| EGLIN REGIONAL MEDICAL CENTER | | 4 | 33 | 89% | 37 |
| HOSPITAL FOR SPECIAL SURGERY | | 36 | 1 | 3% | 37 |
| NEW YORK STATE ELR - EMPIRECITY LABORATORIES | | 32 | 5 | 14% | 37 |
| TOM LEE COMMUNITY HEALTH CENTER | | | 37 | 100% | 37 |
| HEALTH FIRST-HOLMES REGIONAL | | | 37 | 100% | 37 |
| VHA PUBLIC HEALTH REFERENCE LABORATORY- PALO ALTO | | 27 | 10 | 27% | 37 |
| FLORIDA HOSPITAL NEW SMYRNA | | 4 | 32 | 89% | 36 |
| IRL | | 4 | 31 | 89% | 35 |
| ST. CLOUD MEDICAL GROUP | | 35 | | | 35 |
| MORTON PLANT HOSPITAL | | | 34 | 100% | 34 |
| CLINICAL REFERENCE LABORATORY | | 30 | 4 | 12% | 34 |
| RCA LABORATORY SERVICES, LLC | | 5 | 29 | 85% | 34 |
| VA MEDICAL CENTER | | 7 | 26 | 79% | 33 |
| PROVIDENCE HOSPITAL LABORATORY | | 31 | 1 | 3% | 32 |
| QUEST DIAGNOSTICS-VERO BEACH-37TH ST | | 31 | | | 31 |
| BioReference Laboratories, Inc | | 21 | 10 | 32% | 31 |
| AVECINA MEDICAL JULINGTON | | 6 | 25 | 81% | 31 |
| SMA MEDICAL LABORATORY | | 8 | 22 | 73% | 30 |
| LAB CORP RTP | 1 | 2 | 27 | 90% | 30 |
| MAVERICK LABS | | | 30 | 100% | 30 |
| AKESOGEN | | 29 | | | 29 |
| MEDICAL DIAGNOSTIC LAB | | 1 | 28 | 97% | 29 |
| SOLARIS DIAGNOSTICS | | 2 | 27 | 93% | 29 |
| EAST MANATEE FAMILY | 1 | | 28 | 97% | 29 |
| NEW YORK STATE ELR - KALEIDA HEALTH CENTER FOR LABORATORY | | 25 | 4 | 14% | 29 |
| CAREMOUNT MEDICAL - PATHOLOGY | | 29 | | | 29 |
| LAB CORP TAMPA | | | 28 | 100% | 28 |
| DESOTO MEMORIAL HOSPITAL LAB | | | 28 | 100% | 28 |
| FINLAY CLINICAL LABORATORY INC | | 26 | 1 | 4% | 27 |
| UNKNOWN - BAD FACILITY CODE | | 2 | 25 | 93% | 27 |
| AMELIA URGENT CARE | | | 27 | 100% | 27 |
| FLORIDA CLINICAL LABORATORY-BIOREFERENCE LABORATORIES | | 2 | 25 | 93% | 27 |
| BAYCARE HEALTH SYSTEM | | 1 | 26 | 96% | 27 |
| NEW YORK STATE ELR - MONTEFIORE MEDICAL CENTER LABORATORIES - MOSES | | 21 | 6 | 22% | 27 |
| TRADITION MEDICAL CENTER LABORATORY | | 7 | 20 | 74% | 27 |
| SOUTH LAKE HOSPITAL | | 1 | 26 | 96% | 27 |
| CDC | | 17 | 9 | 35% | 26 |
| NAVAL HOSPITAL - JACKSONVILLE | | 1 | 25 | 96% | 26 |

COVID-19: testing by laboratory

Data through Jul 13, 2020 verified as of Jul 14, 2020 at 09:25 AM

Data in this report are provisional and subject to change.

The numbers in the table below represent the number for whom test results were received by the Department of Health. A person can be tested by more than one laboratory and can have both positive and negative results. **Therefore, the sum of the numbers in each column will be larger than the total number of people tested.**

| Reporting lab | Inconclusive | Negative | Positive | Percent positive | Total |
|---|--------------|----------|----------|------------------|-------|
| MORTON PLANT HOSPITAL/LAB | | 1 | 25 | 96% | 26 |
| P4CLINICAL | 3 | 1 | 22 | 85% | 26 |
| DEPARTMENT OF VETERANS AFFAIRS JAMES A. HALEY VETERANS HOSPITAL | | | 26 | 100% | 26 |
| DYNAMIC MEDICAL USA | | | 25 | 100% | 25 |
| SANTA ROSA MEDICAL CENTER | | | 25 | 100% | 25 |
| QUEST DIAGNOSTIC INC | | 2 | 23 | 92% | 25 |
| SUNCOAST LABS | | | 25 | 100% | 25 |
| TAMPA GENERAL HOSPITAL CLINICAL LAB | | | 25 | 100% | 25 |
| CAPITAL REGIONAL MEDICAL CENTER | | 1 | 24 | 96% | 25 |
| AEL- MEMPHIS | | | 24 | 100% | 24 |
| FAWCETT MEMORIAL HOSPITAL-LAB | | 1 | 23 | 96% | 24 |
| UNIVERSITY OF MIAMI HOSPITAL & CLINICS | | 21 | 3 | 13% | 24 |
| ORLANDO REGIONAL MEDICAL CENTER | | 1 | 22 | 96% | 23 |
| AMERICAN PATHOLOGY PARTNERS | | 22 | 1 | 4% | 23 |
| LABORATORY DYNAMICS | | 20 | 3 | 13% | 23 |
| SACRED HEART HOSPITAL ON THE GULF | | 10 | 13 | 57% | 23 |
| LABFIRST - DEPARTMENT OF PATHOLOGY | | 23 | | | 23 |
| LABORATORY CORP OF AMERICA | 1 | 4 | 18 | 78% | 23 |
| ST JOSEPHS CHILDRENS OUTREACH | | | 23 | 100% | 23 |
| ALL CHILDREN'S HOSPITAL LAB | | 1 | 22 | 96% | 23 |
| HUNTSVILLE HOSPITAL LABORATORY | | 18 | 5 | 22% | 23 |
| PENNSYLVANIA DEPT OF HEALTH | | 19 | 3 | 14% | 22 |
| ST VINCENT'S BIRMINGHAM LABORATORY | | 22 | | | 22 |
| ST. ANTHONY'S HOSPITAL | | | 22 | 100% | 22 |
| INTEGRITY LABORATORIES | | | 22 | 100% | 22 |
| JACKSON MEMORIAL HOSPITAL | | | 21 | 100% | 21 |
| Quest Diag Unspecifd | | 4 | 17 | 81% | 21 |
| BROWARD HEALTH CORAL SPRINGS EPIDEMIOLOGY DEPT | | | 20 | 100% | 20 |
| NEW YORK STATE ELR - NEWYORK-PRESBYTERIAN/QUEENS DIAGNOSTIC | | 19 | 1 | 5% | 20 |
| QUEST DIAGNOSTICS NICHOLS INSTITUTE- LPP | | 3 | 17 | 85% | 20 |
| ST. MARY'S MEDICAL CENTER LAB | | | 20 | 100% | 20 |
| MIAMI BEACH COMMUNITY HEALTH CENTER | | | 20 | 100% | 20 |
| MOBILE INFIRMARY MED CENTER PATH LAB | | 18 | 2 | 10% | 20 |
| CHILDREN'S HOSPITAL OF ALABAMA | | 20 | | | 20 |
| ST. CLOUD HOSPITAL | | 20 | | | 20 |
| NEW YORK STATE ELR - WHITE PLAINS HOSPITAL CENTER LAB | | 19 | | | 19 |
| SANFORD LABORATORIES | | 19 | | | 19 |
| NEW PLANT CITY FAMILY CARE | | | 19 | 100% | 19 |
| NEW YORK STATE ELR - STONY BROOK UNIVERSITY MEDICAL CENTER | | 16 | 3 | 16% | 19 |
| INTEGRATED REGIONAL LABORATORIES - LARGO | | | 19 | 100% | 19 |
| MED HEALTH SERVICES | | 18 | 1 | 5% | 19 |
| ALLSOUTH URGENT CARE | | | 18 | 100% | 18 |
| BAYFRONT HEALTH BROOKSVILLE | | | 18 | 100% | 18 |
| ADVENTHEALTH LAB | | | 18 | 100% | 18 |
| KENDALL REGIONAL MEDICAL CENTER LAB | | | 18 | 100% | 18 |
| ADVENT HEALTH FISH MEMORIAL | | 2 | 16 | 89% | 18 |
| PATRICK AIR FORCE BASE | | 1 | 17 | 94% | 18 |

COVID-19: testing by laboratory

Data through Jul 13, 2020 verified as of Jul 14, 2020 at 09:25 AM

Data in this report are provisional and subject to change.

The numbers in the table below represent the number for whom test results were received by the Department of Health. A person can be tested by more than one laboratory and can have both positive and negative results. **Therefore, the sum of the numbers in each column will be larger than the total number of people tested.**

| Reporting lab | Inconclusive | Negative | Positive | Percent positive | Total |
|--|--------------|----------|----------|------------------|-------|
| STONE WASH CLINICAL LABORATORIES | | 2 | 16 | 89% | 18 |
| QUEST DIAGNOSTICS INC. | | | 18 | 100% | 18 |
| WATSON CLINIC LLP SOUTH | | | 17 | 100% | 17 |
| MIAMI VA HEALTHCARE SYSTEM | | | 17 | 100% | 17 |
| AMERICAN RESEARCH LABS | | 1 | 16 | 94% | 17 |
| CLEVELAND CLINIC FOUNDATION | | 9 | 8 | 47% | 17 |
| MACDILL AIRFORCE BASE MICRO | | 14 | 3 | 18% | 17 |
| NEW YORK STATE ELR - CATHOLIC HEALTH SYSTEM DEPT LABORATORY | | 17 | | | 17 |
| QDX PATHOLOGY SERVICES | | 13 | 3 | 19% | 16 |
| LABORATORY SPECIALISTS OF MICHIGAN | | | 16 | 100% | 16 |
| TGH | | 1 | 15 | 94% | 16 |
| POPLAR HEALTHCARE PLLC | 1 | 10 | 5 | 31% | 16 |
| NEW YORK STATE ELR - BROOKDALE UNIVERSITY HOSPITAL | | 16 | | | 16 |
| VA | | 15 | 1 | 6% | 16 |
| MADISON CORE LABORATORIES | | 15 | 1 | 6% | 16 |
| LABCORP BIRMINGHAM | | 4 | 12 | 75% | 16 |
| MIAMI VAMC | | | 16 | 100% | 16 |
| ARUP | | 4 | 12 | 75% | 16 |
| 325TH MEDICAL GROUP | | | 15 | 100% | 15 |
| WUESTHOFF REF LABORATORY | | | 15 | 100% | 15 |
| NXGEN MDX | | 11 | 4 | 27% | 15 |
| PALO ALTO VA MEDICAL CENTER | | 1 | 14 | 93% | 15 |
| IPSUM DIAGNOSTICS | | | 15 | 100% | 15 |
| DIATHERIX | | 13 | 2 | 13% | 15 |
| MID-FLORIDA PATHOLOGY | | 7 | 8 | 53% | 15 |
| QUESTDIAGNOSTICS INCORPORATED | | 1 | 14 | 93% | 15 |
| CITRUS MEMORIAL HEALTH SYSTEM LAB | | 1 | 14 | 93% | 15 |
| FLORIDA DEPARTMENT OF HEALTH | | 10 | 5 | 33% | 15 |
| UNITED CLINICAL LABS | | | 14 | 100% | 14 |
| CORE DIAGNOSTIC LABORATORIES | | | 14 | 100% | 14 |
| PACIFIC ANALYTICS | | | 14 | 100% | 14 |
| QUEST DIAGNOSTICS INCORPORATED | | | 14 | 100% | 14 |
| PHYSICIANS REGIONAL HEALTHCARE SYSTEM | | | 14 | 100% | 14 |
| GRAVITY DIAGNOSTICS | | 9 | 5 | 36% | 14 |
| HEALTH CENTRAL HOSPITAL | | | 14 | 100% | 14 |
| QUEST DIAGNOSTICS NICHOLS INSTITUTE - SJC (LPP) | | 9 | 4 | 31% | 13 |
| MEDCOMP SCIENCES | | | 13 | 100% | 13 |
| XERA MED RESEARCH | | | 13 | 100% | 13 |
| ST. JOSEPHS HOSPITAL | | | 13 | 100% | 13 |
| ASSOCIATED CLINICAL LABORATORIES | | 13 | | | 13 |
| INTERLAB | | 1 | 12 | 92% | 13 |
| TIDE LABORATORIES | | 3 | 10 | 77% | 13 |
| MILLENNIUM PHYSICIAN GROUP LCC | | | 13 | 100% | 13 |
| GENPATH | | | 13 | 100% | 13 |
| LECONTE MEDICAL CENTER LAB | | 10 | 2 | 17% | 12 |
| NEW YORK STATE ELR - WILSON MEMORIAL REGIONAL MEDICAL CENTER | | 12 | | | 12 |
| BIO-REFERENCE LABORATORIES | | | 12 | 100% | 12 |

COVID-19: testing by laboratory

Data through Jul 13, 2020 verified as of Jul 14, 2020 at 09:25 AM

Data in this report are provisional and subject to change.

The numbers in the table below represent the number for whom test results were received by the Department of Health. A person can be tested by more than one laboratory and can have both positive and negative results. **Therefore, the sum of the numbers in each column will be larger than the total number of people tested.**

| Reporting lab | Inconclusive | Negative | Positive | Percent positive | Total |
|---|--------------|----------|----------|------------------|-------|
| NEW YORK STATE ELR - UNIVERSITY HOSPITAL, STONY BROOK SOUTHAMPTON | | 12 | | | 12 |
| BROWARD DIALYSIS | | | 12 | 100% | 12 |
| TOTAL RENAL LABORATORIES INC | | 7 | 5 | 42% | 12 |
| FLORIDA DEPT OF HEALTH | | 4 | 8 | 67% | 12 |
| PARRISH MEDICAL CENTER | | 1 | 11 | 92% | 12 |
| OUT OF STATE | | 12 | | | 12 |
| SHORELINE PHYSICIAN GROUP | | | 12 | 100% | 12 |
| ADVANCED URGENT CARE | | 10 | 2 | 17% | 12 |
| PROTEUS MOLECULAR AND CLINICAL LAB | | 8 | 4 | 33% | 12 |
| NEW YORK STATE ELR - QUEST DIAGNOSTICS INCORPORATED | | 9 | 3 | 25% | 12 |
| NEW YORK STATE ELR - LENOX HILL HOSPITAL | | 11 | 1 | 8% | 12 |
| WHITE WILSON MEDICAL CENTER CLINIC | | | 12 | 100% | 12 |
| HEALTH FIRST-PALM BAY | | | 12 | 100% | 12 |
| LAB INTERMARKET FACILITY LAB | | | 11 | 100% | 11 |
| SEVEN RIVERS REGIONAL MEDICAL CENTER | | | 11 | 100% | 11 |
| DOH | | 1 | 10 | 91% | 11 |
| AMERICAN ESOTERIC LABORATORIES | | | 11 | 100% | 11 |
| DOCTORS MEMORIAL HOSPITAL | | 6 | 5 | 45% | 11 |
| ST FRANCIS HOSPITAL | | 8 | 3 | 27% | 11 |
| INDIAN RIVER MEDICAL CENTER | | 11 | | | 11 |
| VAMC GAINESVILLE | | 2 | 9 | 82% | 11 |
| BAY MEDICAL CENTER SACRED HEART HEALTH SYSTEM | | | 11 | 100% | 11 |
| SUNQUEST | | 2 | 9 | 82% | 11 |
| UNIVERSITY HEALTH SYSTEM INC | | 11 | | | 11 |
| MOFFITT CANCER CENTER | | 9 | 2 | 18% | 11 |
| FLORIDA COMMUNITY HEALTH CENTER OF ST. LUCIE | | | 11 | 100% | 11 |
| PRIVA PATH LABS | | | 11 | 100% | 11 |
| VIERA HOSPITAL | | | 10 | 100% | 10 |
| BROWARD HEALTH CARE | | | 10 | 100% | 10 |
| DELRAY MEDICAL CENTER LAB | | | 10 | 100% | 10 |
| CAPE CANAVERAL HOSPITAL | | | 10 | 100% | 10 |
| JACKSON HEALTH SYSTEM | | | 10 | 100% | 10 |
| LAKE BALDWIN CBOC | | 9 | 1 | 10% | 10 |
| SEBASTIAN RIVER MEDICAL CENTER | | 6 | 4 | 40% | 10 |
| MED ARBOR | | | 10 | 100% | 10 |
| GRAVITY DIAGNOSTICS, LLC | | 3 | 7 | 70% | 10 |
| PARKWEST MEDICAL CENTER | | 9 | 1 | 10% | 10 |
| LABCORP - MIAMI | | 4 | 6 | 60% | 10 |
| NEW YORK STATE ELR - ROCHESTER GENERAL HOSPITAL LABORATORY | | 9 | 1 | 10% | 10 |
| ESCAMBIA COMMUNITY CLINIC | | | 10 | 100% | 10 |
| BAPTIST SOUTH MEDICAL CENTER | | 2 | 8 | 80% | 10 |
| NEW JERSEY DEPARTMENT OF HEALTH COMMUNICABLE DISEASE SERVICE | | 3 | 7 | 70% | 10 |
| ADVENTHEALTH CENTRA CARE OVIEDO | | 5 | 5 | 50% | 10 |
| PARK WEST MEDICAL CENTER | | 10 | | | 10 |
| VENICE REGIONAL MEDICAL CENTER | | | 9 | 100% | 9 |
| BAYFRONT | | 8 | 1 | 11% | 9 |
| CENTRA CARE CONWAY | | | 9 | 100% | 9 |

COVID-19: testing by laboratory

Data through Jul 13, 2020 verified as of Jul 14, 2020 at 09:25 AM

Data in this report are provisional and subject to change.

The numbers in the table below represent the number for whom test results were received by the Department of Health. A person can be tested by more than one laboratory and can have both positive and negative results. **Therefore, the sum of the numbers in each column will be larger than the total number of people tested.**

| Reporting lab | Inconclusive | Negative | Positive | Percent positive | Total |
|---|--------------|----------|----------|------------------|-------|
| DIAGNOSTIC LABORATORY OF OKLAHOMA | | 9 | | | 9 |
| UVMC MICROBIOLOGY | | 9 | | | 9 |
| ST. JOSEPH HOSPITAL LAB | | | 9 | 100% | 9 |
| ACCU REFERENCE MEDICAL LAB | | | 9 | 100% | 9 |
| USA HEALTH UNIVERSITY HOSPITAL CLINICAL LABORATORY | | 9 | | | 9 |
| LAB PLUS, LLC AT SAINT THOMAS WEST HOSPITAL | | 7 | 2 | 22% | 9 |
| MICHIGAN DEPARTMENT OF HEALTH AND HUMAN SERVICES | | | 9 | 100% | 9 |
| UPMC CHAUTAUQUA AT WCA LABORATORY | | 9 | | | 9 |
| CORE LABORATORY | | 1 | 8 | 89% | 9 |
| SELECT REFERENCE LABORATORIES, LLC | | | 9 | 100% | 9 |
| BAPTIST CLAY | | | 9 | 100% | 9 |
| CLARITY LAB SOLUTIONS | | 3 | 6 | 67% | 9 |
| ALL CHILDREN'S HOSPITAL/LAB | | | 9 | 100% | 9 |
| CONSOLIDATED LAB SERVICES | | 8 | | | 8 |
| PALM BAY HOSPITAL | | 1 | 7 | 88% | 8 |
| LABCORP - CLEARWATER | | 3 | 5 | 63% | 8 |
| LABCORP INC | | 1 | 7 | 88% | 8 |
| NEW YORK STATE ELR - WESTCHESTER MEDICAL CENTER | | 8 | | | 8 |
| NEW YORK STATE ELR - QUEST DIAGNOSTICS NICHOLS | | 7 | 1 | 13% | 8 |
| ST JOSEPH'S HEALTHLINE | | 1 | 7 | 88% | 8 |
| ST JOSEPHS HOSPITAL | | | 8 | 100% | 8 |
| MOLECULAR TESTING LABS | | | 8 | 100% | 8 |
| DEVANSH LAB WERKS INC | | 6 | 2 | 25% | 8 |
| PATHGROUP LABS | | | 8 | 100% | 8 |
| ST MARY'S MEDICAL CENTER | | 1 | 7 | 88% | 8 |
| MAYO CLINIC DEPT OF LAB MED PATHOLOGY | | | 8 | 100% | 8 |
| GENEUS DIAGNOSTICS | | | 8 | 100% | 8 |
| EAST ALABAMA MEDICAL CENTER LABORATORY | | 6 | 2 | 25% | 8 |
| JACKSON NORTH MEDICAL CENTER | | 1 | 7 | 88% | 8 |
| NORTH SHORE UNIVERSITY HOSPITAL LABORATORY | | 8 | | | 8 |
| LAB | | | 8 | 100% | 8 |
| EXPERTUS LABORATORIES INC | | 8 | | | 8 |
| NORTH CAROLINA DEPARTMENT OF HEALTH & HUMAN SERVICES | | | 8 | 100% | 8 |
| THE COMMONWEALTH OF MASSACHUSETTS | | | 8 | 100% | 8 |
| QUEST INFECTIOUS DISEASE | 1 | 3 | 4 | 50% | 8 |
| BAYCARE OUTREACH LABORATORY SERVICES | | 1 | 7 | 88% | 8 |
| SOUTHEAST ALABAMA MEDICAL CENTER | | | 7 | 100% | 7 |
| WESTPAC LABS | | | 7 | 100% | 7 |
| NORTH BAY HOSPITAL | | | 7 | 100% | 7 |
| CENTRA CARE - SAND LAKE | | | 7 | 100% | 7 |
| NEW YORK STATE ELR - CATHOLIC HEALTH SERVICES REGIONAL LABORATORY | | 5 | 2 | 29% | 7 |
| MACDILL AFB HOSPITAL | | 1 | 6 | 86% | 7 |
| NO NAME | | 5 | 2 | 29% | 7 |
| REFUAH HEALTH CENTER LABORATORY | | 7 | | | 7 |
| US BIOTEK LABORATORIES | | | 7 | 100% | 7 |
| BIO REFERENCE LABORATORIES | | 2 | 5 | 71% | 7 |
| LONGLEAF DIAGNOSTIC LABORATORIES | | 2 | 5 | 71% | 7 |

COVID-19: testing by laboratory

Data through Jul 13, 2020 verified as of Jul 14, 2020 at 09:25 AM

Data in this report are provisional and subject to change.

The numbers in the table below represent the number for whom test results were received by the Department of Health. A person can be tested by more than one laboratory and can have both positive and negative results. **Therefore, the sum of the numbers in each column will be larger than the total number of people tested.**

| Reporting lab | Inconclusive | Negative | Positive | Percent positive | Total |
|--|--------------|----------|----------|------------------|-------|
| WATSON CLINIC LLP MAIN | | | 7 | 100% | 7 |
| PRIDE DIAGNOSTICS | | 6 | | | 6 |
| STATE LAB | | 1 | 5 | 83% | 6 |
| DYNAMIC DNA LAB | | | 6 | 100% | 6 |
| SACRED HEART HEALTH SYSTEM | | | 6 | 100% | 6 |
| ARCHBOLD MEMORIAL HOSPITAL/LAB | | 3 | 3 | 50% | 6 |
| MICHIGAN DEPARTMENT OF COMMUNITY HEALTH | | 1 | 5 | 83% | 6 |
| CLINICAL RESEARCH SEQUENCING PLATFORM | | | 6 | 100% | 6 |
| FULGENT GENETICS | | 3 | 3 | 50% | 6 |
| NEW YORK STATE ELR - JAMES J PETERS VA MEDICAL CENTER | | 4 | 2 | 33% | 6 |
| LEE COUNTY HEALTH DEPARTMENT | | 4 | 2 | 33% | 6 |
| LEE MEMORIAL LAB GULF COAST | | | 6 | 100% | 6 |
| NEW YORK STATE ELR - JAMAICA HOSPITAL MEDICAL CENTER | | 6 | | | 6 |
| WOLFSON CHILDREN'S HOSPITAL | | | 6 | 100% | 6 |
| AMERICAN HEALTH ASSOCIATES OF TAMPA | | | 6 | 100% | 6 |
| VENICE REGIONAL MEDICAL LAB SERVICES | | | 6 | 100% | 6 |
| ST JOSEPH HOSPITAL | | 5 | 1 | 17% | 6 |
| DOCTOR'S IN HOUSE LAB | | | 6 | 100% | 6 |
| SMA LAB | | 3 | 3 | 50% | 6 |
| ST. JOSEPH'S HOSPITAL LAB | | | 6 | 100% | 6 |
| PERSONALIZED GENETIC TESTING | | | 6 | 100% | 6 |
| NORTHWELL HEALTH PLAINVIEW HOSPITAL LABORATORY | | 5 | 1 | 17% | 6 |
| TRUE HEALTH DIAGNOSTICS | | 1 | 5 | 83% | 6 |
| CBS LABORATORY | | 1 | 5 | 83% | 6 |
| VAMC | | | 6 | 100% | 6 |
| HEALTH FIRST-VIERA HOSPITAL | | | 6 | 100% | 6 |
| CLEVELAND CLINIC | | | 6 | 100% | 6 |
| FLORIDA DEPARTMENT OF HEALTH IN LAKE COUNTY | | 3 | 3 | 50% | 6 |
| HEALTHLINK DIAGNOSTIC LABORATORIES | | 1 | 5 | 83% | 6 |
| PRATTVILLE BAPTIST HOSPITAL | | 5 | 1 | 17% | 6 |
| NEW YORK STATE ELR - ST PETER'S BENDER LABORATORY | | 5 | | | 5 |
| GENESIS DIAGNOSTICS | | | 5 | 100% | 5 |
| ADVENTHEALTH CENTRA CARE ORMOND BEACH | | | 5 | 100% | 5 |
| BIOTECH | | | 5 | 100% | 5 |
| DOH JACKSONVILLE CENTRAL LABORATORY | | 3 | 2 | 40% | 5 |
| CANTON-POTSDAM HOSPITAL LABORATORY | | 5 | | | 5 |
| CONNECTICUT DEPARTMENT OF HEALTH | | 4 | 1 | 20% | 5 |
| XRL SXF REF LAB | | 5 | | | 5 |
| ST ANTHONY NORTH | | | 5 | 100% | 5 |
| PATHOGENIUS LABORATORIES | | 2 | 3 | 60% | 5 |
| PENSACOLA PEDIATRICS | | | 5 | 100% | 5 |
| UPMC HEALTH SYSTEM | | 4 | 1 | 20% | 5 |
| TAMIAMI LAB MILLENNIUM | | | 5 | 100% | 5 |
| ST VINCENT'S EAST LABORATORY | | 5 | | | 5 |
| CLINICAL PATHOLOGY LABORATORIES, INC. | | | 5 | 100% | 5 |
| NEW YORK STATE ELR - VASSAR BROTHERS MEDICAL CENTER LABORATORY | | 5 | | | 5 |
| CAYUGA MEDICAL CENTER AT ITHACA | | 5 | | | 5 |

COVID-19: testing by laboratory

Data through Jul 13, 2020 verified as of Jul 14, 2020 at 09:25 AM

Data in this report are provisional and subject to change.

The numbers in the table below represent the number for whom test results were received by the Department of Health. A person can be tested by more than one laboratory and can have both positive and negative results. **Therefore, the sum of the numbers in each column will be larger than the total number of people tested.**

| Reporting lab | Inconclusive | Negative | Positive | Percent positive | Total |
|---|--------------|----------|----------|------------------|-------|
| FRANCES WARDE MEDICAL LABORATORY | | 2 | 3 | 60% | 5 |
| SOUTH SEMINOLE HOSPITAL | | 1 | 4 | 80% | 5 |
| HUNTINGTON HOSPITAL LABORATORY | | 4 | 1 | 20% | 5 |
| NEW YORK STATE ELR - LOURDES HOSPITAL INC | | 5 | | | 5 |
| NEW YORK STATE ELR - SARATOGA HOSPITAL LABORATORY | | 5 | | | 5 |
| NIGHT LITE PEDIATRICS URGENT CARE | | | 5 | 100% | 5 |
| MEDICAL LABORATORY DIAGNOSTICS | | | 5 | 100% | 5 |
| SPECIALITY LABORATORIES,INC | | 4 | 1 | 20% | 5 |
| BROWARD COUNTY HEALTH DEPT. | | | 5 | 100% | 5 |
| MINUTE CLINIC INCORPORATE | | 4 | 1 | 20% | 5 |
| HEALTH FIRST CAPE CANAVERAL HOSPITAL | | | 5 | 100% | 5 |
| PALM BEACH PATHOLOGY | | 4 | 1 | 20% | 5 |
| BOCA RATON REGIONAL HOSPITAL LAB | | | 5 | 100% | 5 |
| LABCORP BURLINGTON CYTO | | 4 | 1 | 20% | 5 |
| ST VINCENTS MEDICAL CENTER RIVERSIDE NURSING | | | 5 | 100% | 5 |
| NEW YORK STATE ELR - ERIE COUNTY MEDICAL CTR CLINICAL LABS | | 5 | | | 5 |
| AEL KNOXVILLE | | | 5 | 100% | 5 |
| ADVENT HEALTH CENTRA CARE: WATERFORD LAKES | | | 5 | 100% | 5 |
| CHILDREN'S HOSPITAL OF PHILADELPHIA | | 5 | | | 5 |
| JFK MEDICAL CENTER NORTH LAB | | | 5 | 100% | 5 |
| WUESTHOFF MEDICAL CENTER-MELBOURNE | | | 5 | 100% | 5 |
| NEW YORK STATE ELR - GOOD SAMARITAN HOSPITAL LABORATORY | | 5 | | | 5 |
| DEPARTMENT OF VETERANS AFFAIRS MEDICAL CENTER | | | 5 | 100% | 5 |
| ST CATHERINE OF SIENA HOSPITAL | | 5 | | | 5 |
| INTERMARKET FACILITY | | | 4 | 100% | 4 |
| COMMUNITY HEALTH OF SOUTH FLORIDA | | | 4 | 100% | 4 |
| QUEST DIAGNOSTICS- MELBOURNE | | | 4 | 100% | 4 |
| THOMAS JEFFERSON UNIVERSITY HOSPITAL | | 4 | | | 4 |
| LABCORP - NAPLES | | | 4 | 100% | 4 |
| NEW YORK STATE ELR - BROOKLYN HOSPITAL CENTER DOWNTOWN CAMPUS | | 4 | | | 4 |
| UMHC/SYLVESTER AT KENDALL | | | 4 | 100% | 4 |
| MAYO CLINIC LABS - ROCHESTER SUPERIOR DRIVE | | | 4 | 100% | 4 |
| LEHIGH VALLEY HOSPITAL | | 3 | 1 | 25% | 4 |
| FLOWERS HOSPITAL | | 1 | 3 | 75% | 4 |
| Diatherix Laboratories, LLC | | 1 | 3 | 75% | 4 |
| PEDIATRIC HEALTH CARE ALLIANCE | | | 4 | 100% | 4 |
| MAGNOLIA DIAGNOSTIC | | | 4 | 100% | 4 |
| DTR LABS | | 3 | 1 | 25% | 4 |
| OKLAHOMA STATE UNIVERSITY DIAGNOSTIC LAB | | | 4 | 100% | 4 |
| NEW YORK PRESBYTERIAN - ALLEN HOSPITAL | | 4 | | | 4 |
| ST ELIZABETH MEDICAL CENTER LABORATORY | | 4 | | | 4 |
| DAVITA LABORATORY | | 4 | | | 4 |
| EXPRESS TESTING-ONE | | | 4 | 100% | 4 |
| BAY PINES VA | | 1 | 3 | 75% | 4 |
| BAYCARE LABORATORIES | | | 4 | 100% | 4 |
| BOND CLINIC | | | 4 | 100% | 4 |
| PRECISION LABS LLC | | 1 | 3 | 75% | 4 |

COVID-19: testing by laboratory

Data through Jul 13, 2020 verified as of Jul 14, 2020 at 09:25 AM

Data in this report are provisional and subject to change.

The numbers in the table below represent the number for whom test results were received by the Department of Health. A person can be tested by more than one laboratory and can have both positive and negative results. **Therefore, the sum of the numbers in each column will be larger than the total number of people tested.**

| Reporting lab | Inconclusive | Negative | Positive | Percent positive | Total |
|---|--------------|----------|----------|------------------|-------|
| BROOKWOOD BAPTIST MEDICAL CENTER | | 4 | | | 4 |
| THE CENTER FOR URGENT CARE | | 3 | 1 | 25% | 4 |
| SOUTHEAST FAMILY HEALTHCARE CENTER | | | 4 | 100% | 4 |
| TRUGENX | | | 4 | 100% | 4 |
| UNIVERSITY HOSPITAL - STONY BROOK EASTERN | | 4 | | | 4 |
| NEW YORK STATE ELR - BRONX LEBANON HOSPITAL-MEDICAL CENTER | | 3 | 1 | 25% | 4 |
| PROMEDICA LABORATORIES | | 4 | | | 4 |
| LAKELAND REGIONAL HEALTH | | | 4 | 100% | 4 |
| MERCY HOSPITAL MIAMI LAB | | | 4 | 100% | 4 |
| LINCOLN MEDICAL AND MENTAL HEALTH CENTER | | 4 | | | 4 |
| NEW YORK STATE ELR - HUDSON VALLEY HOSPITAL CENTER LABORATORY | | 3 | 1 | 25% | 4 |
| NORTHWEST FLORIDA COMMUNITY HOSPITAL | | 1 | 3 | 75% | 4 |
| SUNCOAST COMMUNITY HEALTH CENTERS PEDIATRICS | | | 4 | 100% | 4 |
| THE VILLAGES CLINICAL LAB | | 4 | | | 4 |
| COLORADO DEPARTMENT OF PUBLIC HEALTH AND ENVIRONMENT | | | 4 | 100% | 4 |
| BOCA BIOLISTICS REFERENCE LABORATORY | | | 4 | 100% | 4 |
| FINLAY C. LABORATORY | | 3 | 1 | 25% | 4 |
| MY CLINICAL LAB | | | 4 | 100% | 4 |
| MISSOURI DEPARTMENT OF HEALTH AND SENIOR SERVICES | | | 4 | 100% | 4 |
| ROCKLEDGE | | | 4 | 100% | 4 |
| STATEN ISLAND UNIVERSITY HOSPITAL-POUCH | | 4 | | | 4 |
| DCH REGIONAL MEDICAL CENTER LABORATORY | | 3 | | | 3 |
| FLORIDA MEDICAL CLINIC | | | 3 | 100% | 3 |
| KEY WEST URGENT CARE, INC | | 3 | | | 3 |
| GULF COAST MOLECULAR LABORATORIES | | | 3 | 100% | 3 |
| NEW YORK STATE ELR - SOUTHSIDE HOSPITAL NORTHWELL HEALTH LABORATORY | | 2 | 1 | 33% | 3 |
| ILLINOIS DEPARTMENT OF PUBLIC HEALTH | | | 3 | 100% | 3 |
| WINTER HAVEN HOSPITAL | | | 3 | 100% | 3 |
| ASCENSION ST. VINCENT'S PRIMARY CARE | | | 3 | 100% | 3 |
| VIRGINIA DIVISION OF CONSOLIDATED LABORATORIES | | | 3 | 100% | 3 |
| MAYO MEDICAL LABORATORIES | | 2 | 1 | 33% | 3 |
| BRANCH MEDICAL CLINIC | | | 3 | 100% | 3 |
| ANNE BATES LEACH EYE HOSPITAL/ ABLEH MICROBIOLOGY LABORATORY | | 2 | 1 | 33% | 3 |
| GARCIA CLINICAL LABORATORY | | 1 | 2 | 67% | 3 |
| Cleveland Clinic Laboratories | | 1 | 2 | 67% | 3 |
| PALMS WEST HOSPITAL | | | 3 | 100% | 3 |
| PENNSYLVANIA DEPARTMENT OF HEALTH BUREAU OF LABORATORIES | | | 3 | 100% | 3 |
| DOH-TAMPA BRANCH LABORATORY (MLK BLVD) | | | 3 | 100% | 3 |
| NORTH BROWARD HOSPITAL DISTRICT HEALTHCARE FOR THE HOMELESS | | | 3 | 100% | 3 |
| BAYFRONT HEALTH ER PINELLAS PARK | | 3 | | | 3 |
| JOE DIMAGGIO CHILDREN'S HOSPITAL | | 1 | 2 | 67% | 3 |
| CENTRAL FLORIDA HEALTH CARE INC | | | 3 | 100% | 3 |
| PUBLIC HEALTH LAB | | 3 | | | 3 |
| QUEST DIAGNOSTIC | | | 3 | 100% | 3 |
| BARONESS ERLANGER HOSPITAL | | 3 | | | 3 |
| CLINICORE | | | 3 | 100% | 3 |
| BAYFRONT HEALTH SPRING HILL | | | 3 | 100% | 3 |

COVID-19: testing by laboratory

Data through Jul 13, 2020 verified as of Jul 14, 2020 at 09:25 AM

Data in this report are provisional and subject to change.

The numbers in the table below represent the number for whom test results were received by the Department of Health. A person can be tested by more than one laboratory and can have both positive and negative results. **Therefore, the sum of the numbers in each column will be larger than the total number of people tested.**

| Reporting lab | Inconclusive | Negative | Positive | Percent positive | Total |
|---|--------------|----------|----------|------------------|-------|
| ACH | | | 3 | 100% | 3 |
| EMERGENCY MEDICAL CENTER | | | 3 | 100% | 3 |
| BEAUMONT LABORATORY | | | 3 | 100% | 3 |
| TIMBER RIDGE LABORATORY | | | 3 | 100% | 3 |
| AVELLINO LAB USA INC | | 3 | | | 3 |
| ARNOT OGDEN MEDICAL CENTER LABORATORY | | 3 | | | 3 |
| LABCORP DIAGNOSTICS-MIAMI | | 2 | 1 | 33% | 3 |
| TYNDALL AFB | | | 3 | 100% | 3 |
| TAMPA GENERAL HOSPITAL LABORATORY | | | 3 | 100% | 3 |
| METHODIST MEDICAL CENTER | | 2 | 1 | 33% | 3 |
| LAKE CITY VETERANS HOSPITAL | | | 3 | 100% | 3 |
| ABBOTT | | | 3 | 100% | 3 |
| FAMILY HEALTH CENTERS OF SWF LABS | | | 3 | 100% | 3 |
| GENUS DIAGNOSTICS | | | 3 | 100% | 3 |
| LEE MEMORIAL HEALTH PARK LAB | | | 3 | 100% | 3 |
| NEW YORK STATE ELR - LABORATORY ALLIANCE OF CENTRAL NEW | | 3 | | | 3 |
| PECONIC BAY MEDICAL CENTER LABORATORY | | 2 | 1 | 33% | 3 |
| INDIAN RIVER CHD VERO BEACH | | 2 | 1 | 33% | 3 |
| VIRTUA VOORHEES HOSPITAL | | 3 | | | 3 |
| SHELBY COUNTY HEALTH CARE CORPORATION | | 1 | 2 | 67% | 3 |
| NICHOLS INSTITUTE QUEST DIAGNOSTICS | | 2 | 1 | 33% | 3 |
| MONTEFIORE NEW ROCHELLE HOSPITAL | | 3 | | | 3 |
| NORTH OKALOOSA MEDICAL CENTER | | | 3 | 100% | 3 |
| FLORIDA CLINICAL LAB | | | 3 | 100% | 3 |
| UNKNOWN LAB | | | 3 | 100% | 3 |
| POARCH BANC CREEK INDIANS TRIBAL HEALTH DEPARTMENT | | | 3 | 100% | 3 |
| LAKE WALES MEDICAL CENTER INC | | | 3 | 100% | 3 |
| VA OUTPATIENT | | | 3 | 100% | 3 |
| WAKEMED | | 1 | 2 | 67% | 3 |
| PINELLAS COUNTY HEALTH DEPARTMENT | | 2 | 1 | 33% | 3 |
| STATEN ISLAND UNIVERSITY HOSPITAL | | 3 | | | 3 |
| ST LUKES HOSPITAL LABORATORY | | 2 | 1 | 33% | 3 |
| LAB CORP OF AMERICA | | 1 | 2 | 67% | 3 |
| OPTUM LABS LLC | | | 3 | 100% | 3 |
| BAYCARE OUTREACH LABORATORY HOSPITAL | | | 3 | 100% | 3 |
| FISHERMEN'S HOSPITAL | | | 3 | 100% | 3 |
| BAYONET POINT MEDICAL CENTER | | | 3 | 100% | 3 |
| JACKSON SOUTH COMMUNITY HOSPITAL LAB | | | 3 | 100% | 3 |
| Cleveland Clinic Weston | | | 2 | 100% | 2 |
| OHIO STATE UNIVERSITY WEXNER MEDICAL CENTER | | | 2 | 100% | 2 |
| BAY CARE | | | 2 | 100% | 2 |
| ALABAMA DEPARTMENT OF PUBLIC HEALTH | | | 2 | 100% | 2 |
| NEWYORK-PRESBYTERIAN/ LAWRENCE HOSPITAL LABORATORY | | 2 | | | 2 |
| NOVANT HEALTH INPATIENT CARE | | | 2 | 100% | 2 |
| JOHN D. ARCHBOLD MEM. HOSPITAL | | | 2 | 100% | 2 |
| JOHNSON CITY MEDICAL CENTER | | 1 | 1 | 50% | 2 |
| UNIVERSITY HOSPITAL OF BROOKLYN | | 2 | | | 2 |

COVID-19: testing by laboratory

Data through Jul 13, 2020 verified as of Jul 14, 2020 at 09:25 AM

Data in this report are provisional and subject to change.

The numbers in the table below represent the number for whom test results were received by the Department of Health. A person can be tested by more than one laboratory and can have both positive and negative results. **Therefore, the sum of the numbers in each column will be larger than the total number of people tested.**

| Reporting lab | Inconclusive | Negative | Positive | Percent positive | Total |
|--|--------------|----------|----------|------------------|-------|
| WALGREENS #5317 | | 2 | | | 2 |
| VIRTUA MEMORIAL HOSPITAL BURLINGTON COUNTY | | | 2 | 100% | 2 |
| OMNI | | | 2 | 100% | 2 |
| SCDHEC BUREAU OF LABORATORIES | | | 2 | 100% | 2 |
| SARASOTA MEMORIAL MEDICAL URGENT CARE CENTER | | | 2 | 100% | 2 |
| UNIVERSITY HOSPITAL | | | 2 | 100% | 2 |
| COLLIER COUNTY HEALTH DEPT. | | | 2 | 100% | 2 |
| CALHOUN LIBERTY HOSPITAL | | | 2 | 100% | 2 |
| KEY PRIMARY CASE | | | 2 | 100% | 2 |
| NEW YORK STATE ELR - JACOBI MEDICAL CENTER | | 2 | | | 2 |
| OKLAHOMA STATE DEPARTMENT OF HEALTH-PUBLIC HEALTH LABORATORY | | | 2 | 100% | 2 |
| SHELBY BAPTIST MEDICAL CENTER | | | 2 | 100% | 2 |
| FCHC (OB)-DARWIN SQUARE CTR. | | | 2 | 100% | 2 |
| NORTH FLORIDA/SOUTH GEORGA VETERANS HEALTH SYSTEM | | | 2 | 100% | 2 |
| NEW YORK STATE ELR - SAMARITAN HOSPITAL LABORATORY | | 2 | | | 2 |
| ST. MARYS MEDICAL CENTER | | | 2 | 100% | 2 |
| SSM HEALTH ST LOUIS MICROBIOLOGY LABORATORY | | 1 | 1 | 50% | 2 |
| BETH ISRAEL DEACONESS MEDICAL CENTER | | | 2 | 100% | 2 |
| QUEST DIAGNOSTICS INCORPORATED | | | 2 | 100% | 2 |
| QUEST DIAGNOSTICS-N ST PETERSBURG-5TH | | | 2 | 100% | 2 |
| ERIE COUNTY MEDICAL CTR CLINICAL LABS | | 2 | | | 2 |
| NAPHCARE, INC. | | | 2 | 100% | 2 |
| NORTHERN DUTCHESS HOSPITAL LABORATORY | | 2 | | | 2 |
| CONEMAUGH MEMORIAL MEDICAL CENTER | | 2 | | | 2 |
| OHIO DEPARTMENT OF HEALTH LABORATORY | | 2 | | | 2 |
| QUEENS HOSPITAL CENTER | | 2 | | | 2 |
| CORAL GABLES HOSPITAL | | | 2 | 100% | 2 |
| MONTANA PUBLIC HEALTH LAB | | | 2 | 100% | 2 |
| MARINER'S HOSPITAL | | | 2 | 100% | 2 |
| PRECISION HEALTH SOLUTIONS LAB | | | 2 | 100% | 2 |
| URGENT CARE TCMA | | | 2 | 100% | 2 |
| HEALTHMARK REGIONAL HOSPITAL LAB | | | 2 | 100% | 2 |
| LABCORP - STUART | | 1 | 1 | 50% | 2 |
| X-GENE MOLECULAR LABS | | | 2 | 100% | 2 |
| MINUTECLINIC DIAGNOSTIC OF RHODE ISLAND, LLC #729 | | 2 | | | 2 |
| ADVANCED MEDICAL CARE | | | 2 | 100% | 2 |
| MHHS All Lab Subsection | | 2 | | | 2 |
| NEW YORK STATE ELR - LONG ISLAND JEWISH VALLEY STREAM | | 2 | | | 2 |
| CELERION | | | 2 | 100% | 2 |
| AMERICAN FAMILY CARE- ORANGE BEACH | | | 2 | 100% | 2 |
| BIRMINGHAM VAMC | | 1 | 1 | 50% | 2 |
| BAPTIST MEDICAL CENTER EAST | | 1 | 1 | 50% | 2 |
| TREASURE COAST COMMUNITY HEALTH | | | 2 | 100% | 2 |
| ACHS | | 2 | | | 2 |
| GEORGIA DEPARTMENT OF PUBLIC HEALTH | | | 2 | 100% | 2 |
| MEMORIAL SLOAN KETTERING CANCER CENTER | | 1 | 1 | 50% | 2 |
| AHSE ROP | | 2 | | | 2 |

COVID-19: testing by laboratory

Data through Jul 13, 2020 verified as of Jul 14, 2020 at 09:25 AM

Data in this report are provisional and subject to change.

The numbers in the table below represent the number for whom test results were received by the Department of Health. A person can be tested by more than one laboratory and can have both positive and negative results. **Therefore, the sum of the numbers in each column will be larger than the total number of people tested.**

| Reporting lab | Inconclusive | Negative | Positive | Percent positive | Total |
|--|--------------|----------|----------|------------------|-------|
| MOLECULAR DIAGNOSTICS | | | 2 | 100% | 2 |
| DALE MEDICAL CENTER | | 2 | | | 2 |
| GALEN BAYLOR EXTENSION | | 2 | | | 2 |
| IRL MARKET LAB ALACHUA | | 1 | 1 | 50% | 2 |
| PREMIER MEDICAL LABORATORY SERVICES | | | 2 | 100% | 2 |
| NEW YORK STATE ELR - ORANGE REGIONAL MEDICAL CENTER LABORATORY | | 2 | | | 2 |
| DEACONESS HOSPITAL | | | 2 | 100% | 2 |
| ARCPOINT LABS OF TAMPA | | | 2 | 100% | 2 |
| DORAL URGENT CARE | | | 2 | 100% | 2 |
| FLORIDA DEPARTMENT OF HEALTH IN HILLSBOROUGH COUNTY | | | 2 | 100% | 2 |
| LABCORP PHOENIX | | | 2 | 100% | 2 |
| ALTRU DIAGNOSTICS INC | | | 2 | 100% | 2 |
| GEISINGER MEDICAL CENTER | | 2 | | | 2 |
| PPD | | | 2 | 100% | 2 |
| KETTERING HEALTH | | | 2 | 100% | 2 |
| PREMIER LABORATORY SERVICES, LLC | | | 2 | 100% | 2 |
| SIGNATURE CARE PFLUGERVILLE | | | 2 | 100% | 2 |
| LABCORP RARITAN | | 2 | | | 2 |
| MARSHALL MEDICAL CENTER SOUTH LAB | | 2 | | | 2 |
| BIO-TECH CLINICAL LABORATORIES | | | 2 | 100% | 2 |
| INTERNAL MEDICINE ASSOCIATES-DUNELLON | | | 2 | 100% | 2 |
| NEW YORK STATE DEPARTMENT OF HEALTH | | 1 | 1 | 50% | 2 |
| ADVENT HEALTH SEBRING | | | 2 | 100% | 2 |
| NEW YORK STATE ELR - AUBURN COMMUNITY HOSPITAL | | 2 | | | 2 |
| CONNECTDX | | | 2 | 100% | 2 |
| NEW HAMPSHIRE PUBLIC HEALTH LABORATORIES | | 2 | | | 2 |
| CLINICAL PATHOLOGY LABS | | 1 | 1 | 50% | 2 |
| BIOFIRE | | | 2 | 100% | 2 |
| BAYFRONT HEALTH PUNTA GORDA | | | 2 | 100% | 2 |
| NEW HAMPSHIRE DEPARTMENT OF HEALTH AND HUMAN SERVICES | | 1 | 1 | 50% | 2 |
| LABCORP - OHIO | | | 2 | 100% | 2 |
| ST. JOSEPH REGIONAL MEDICAL CENTER | | | 2 | 100% | 2 |
| UC CORAL GABLES | | | 2 | 100% | 2 |
| MONTEFIORE ST LUKE'S CORNWALL HOSPITAL | | 2 | | | 2 |
| IOWA DEPARTMENT OF PUBLIC HEALTH | | | 2 | 100% | 2 |
| SAMARITAN MEDICAL CENTER | | 2 | | | 2 |
| MEDLOGIC, LLC | | 1 | 1 | 50% | 2 |
| HOME ACCESS HEALTH | | | 2 | 100% | 2 |
| FLORIDA CLINICAL LABORATORY INC | | | 2 | 100% | 2 |
| LEESBURG REGIONAL MEDICAL CENTER | | 1 | 1 | 50% | 2 |
| GULF COAST MEDICAL GROUP | | | 2 | 100% | 2 |
| ATLANTIS URGENT CARE | | | 1 | 100% | 1 |
| BARDMOOR LABORATORY | | | 1 | 100% | 1 |
| UNIVERSITY OF MIAMI | | | 1 | 100% | 1 |
| UNIVERSITY OF FLORIDA | | | 1 | 100% | 1 |
| CBC LAB | | | 1 | 100% | 1 |
| SUNY AT STONY BROOK | | | 1 | 100% | 1 |

COVID-19: testing by laboratory

Data through Jul 13, 2020 verified as of Jul 14, 2020 at 09:25 AM

Data in this report are provisional and subject to change.

The numbers in the table below represent the number for whom test results were received by the Department of Health. A person can be tested by more than one laboratory and can have both positive and negative results. **Therefore, the sum of the numbers in each column will be larger than the total number of people tested.**

| Reporting lab | Inconclusive | Negative | Positive | Percent positive | Total |
|--|--------------|----------|----------|------------------|-------|
| UNIVERSITY OF KANSAS MEDICAL CENTER | | | 1 | 100% | 1 |
| AMMON LABS | | | 1 | 100% | 1 |
| ST. LUCIE COUNTY HEALTH DEPARTMENT | | 1 | | | 1 |
| SACRED HEART MEDICAL GROUP | | | 1 | 100% | 1 |
| HEALTH NETWORK LABORATORIES | | 1 | | | 1 |
| State Lab Unspecifd | | | 1 | 100% | 1 |
| FAST TRACK URGENT CARE CENTER | | | 1 | 100% | 1 |
| UNK | | | 1 | 100% | 1 |
| ST. LUKE'S HOSPITAL - BETHLEHEM CAMPUS | | 1 | | | 1 |
| AZALEA HEALTH | | | 1 | 100% | 1 |
| AFFILIATED LABORATORIES INC | | | 1 | 100% | 1 |
| WASHINGTON STATE DEPARTMENT OF HEALTH PUBLIC HEALTH LABORATORIES | | | 1 | 100% | 1 |
| VRL EUROFINIS | | | 1 | 100% | 1 |
| SKY RIDGE MEDICAL CENTER - MICRO | | | 1 | 100% | 1 |
| WELLINGTON WEST 100176 | | | 1 | 100% | 1 |
| PEACHEALTH LABORATORIES | | 1 | | | 1 |
| WOODHULL MEDICAL AND MENTAL HEALTH CTR | | 1 | | | 1 |
| WEST PACIFIC MEDICAL LABORATORY | | | 1 | 100% | 1 |
| ADVENTIST HINSDALE HOSPITAL LABORATORY | | | 1 | 100% | 1 |
| PHYSICIANS STAT | | | 1 | 100% | 1 |
| PIEDMONT HOSPITAL LAB | | | 1 | 100% | 1 |
| ST FRANCIS | | | 1 | 100% | 1 |
| UC SAN DIEGO HEALTH | | | 1 | 100% | 1 |
| CAROLINAS HEALTHCARE SYSTEM LAB | | | 1 | 100% | 1 |
| SOUTHEAST GEORGIA HEALTH SYSTEM | | | 1 | 100% | 1 |
| US LABORATORIES | | | 1 | 100% | 1 |
| WILLIAM A HINTON STATE LABORATORY INSTITUTE | | | 1 | 100% | 1 |
| BAPTIST ER TOWN CTR | | | 1 | 100% | 1 |
| KANSAS DEPARTMENT OF HEALTH | | | 1 | 100% | 1 |
| VA HOSPITAL | | | 1 | 100% | 1 |
| VA GREATER LOS ANGELES HEALTH CARE SYSTEM | | | 1 | 100% | 1 |
| VIDANT MEDICAL CENTER | | | 1 | 100% | 1 |
| VERMONT DEPARTMENT OF HEALTH LABORATORY | | 1 | | | 1 |
| JRS LABORATORY | | | 1 | 100% | 1 |
| DOCTOR'S MEMORIAL HOSPITAL | | | 1 | 100% | 1 |
| CQUENTIA NGS, LLC | | | 1 | 100% | 1 |
| FLORIDA HOSPITAL KISSIMMEE | | | 1 | 100% | 1 |
| NEW YORK STATE ELR - NEW YORK CITY DEPARTMENT OF HEALTH & MENTAL | | 1 | | | 1 |
| EDGAR PRICE FAMILY & CHILDREN HEALTHCARE CENTER | | | 1 | 100% | 1 |
| ST VINCENT'S CHILTON | | 1 | | | 1 |
| WEST VIRGINIA UNIVERSITY HOSPITALS | | | 1 | 100% | 1 |
| WILMINGTON VA MEDICAL CENTER | | | 1 | 100% | 1 |
| VITAE DIAGNOSTICS | | | 1 | 100% | 1 |
| NEW YORK STATE ELR - COLUMBIA MEMORIAL HOSPITAL LABORATORY | | 1 | | | 1 |
| Viracor Eurofins | | | 1 | 100% | 1 |
| FLORIDA HEALTH CARE PLANS | | | 1 | 100% | 1 |
| DOCS URGENT CARE | | | 1 | 100% | 1 |

COVID-19: testing by laboratory

Data through Jul 13, 2020 verified as of Jul 14, 2020 at 09:25 AM

Data in this report are provisional and subject to change.

The numbers in the table below represent the number for whom test results were received by the Department of Health. A person can be tested by more than one laboratory and can have both positive and negative results. **Therefore, the sum of the numbers in each column will be larger than the total number of people tested.**

| Reporting lab | Inconclusive | Negative | Positive | Percent positive | Total |
|--|--------------|----------|----------|------------------|-------|
| EXCEL URGENT CARE OF NJ | | | 1 | 100% | 1 |
| THE HEART HOSPITAL BAYLOR PLANO | | | 1 | 100% | 1 |
| COLORADO DEPARTMENT OF HEALTH LABORATORY SERVICES DIVISION | | | 1 | 100% | 1 |
| UNITED CLINICAL LABORATORIES | | | 1 | 100% | 1 |
| TIEHH BIOTERRORISM RESPONSE LAB | | | 1 | 100% | 1 |
| COASTAL LABORATORIES | | | 1 | 100% | 1 |
| HEART OF FLORIDA HMA | | | 1 | 100% | 1 |
| HIGHLANDS CLINICAL LABORATORY | | | 1 | 100% | 1 |
| TEXAS DEPARTMENT OF STATE HEALTH SERVICES | | | 1 | 100% | 1 |
| RIVERSIDE METHODIST HOSPITAL LAB | | | 1 | 100% | 1 |
| TUFTS MEDICAL CENTER | | | 1 | 100% | 1 |
| PARKWAY REGIONAL MEDICAL CENTER LAB | | | 1 | 100% | 1 |
| OHIO DEPARTMENT OF HEALTH | | | 1 | 100% | 1 |
| ORMOND BEACH CENTRA CARE | | | 1 | 100% | 1 |
| VALLEY HOSPITAL MEDICAL CENTER | | 1 | | | 1 |
| SHARP MEMORIAL HOSPITAL MICROBIOLOGY DEPT | | | 1 | 100% | 1 |
| COMPUNET CLINICAL LAB | | | 1 | 100% | 1 |
| URGENT CARE WEST CLINIC | | | 1 | 100% | 1 |
| UT MEMPHIS UNIVERSITY HEALTH SERVICES | | | 1 | 100% | 1 |
| BAYCARE MEDICAL GROUP | | | 1 | 100% | 1 |
| ARNOLD PALMER HOSPITAL LABORATORY | | | 1 | 100% | 1 |
| ST. MARY MEDICAL CENTER | | 1 | | | 1 |
| SOUTHWEST REGIONAL PCR LABORATORY | | | 1 | 100% | 1 |
| ST CHARLES HOSPITAL LABORATORY | | 1 | | | 1 |
| UCLA HEALTHCARE CLINICAL LABS | | | 1 | 100% | 1 |
| WUESTHOFF MEMORIAL HOSPITAL | | | 1 | 100% | 1 |
| NEW YORK STATE ELR - MONTEFIORE MEDICAL CENTER LABORATORIES - WEILER | | | 1 | 100% | 1 |
| ALLIANCE LABS @LRMC | | | 1 | 100% | 1 |
| ALVERNO CLINICAL LABORATORIES | | | 1 | 100% | 1 |
| WARD MEMORIAL HOSPITAL | | 1 | | | 1 |
| BAYFRONT HEALTH PORT CHARLOTTE | | | 1 | 100% | 1 |
| PERDIDO URGENT CARE | | | 1 | 100% | 1 |
| PHAROS HEALTH | | | 1 | 100% | 1 |
| PEDIATRIC HEALTHCARE ALLIANCE | | | 1 | 100% | 1 |
| Covance Central Laboratory | | | 1 | 100% | 1 |
| CFCH - FROSTPROOF | | | 1 | 100% | 1 |
| CENTRA CARE - WATERFORD LAKES | | | 1 | 100% | 1 |
| CALIFORNIA PUBLIC HEALTH LABORATORY | | | 1 | 100% | 1 |
| REDITUS LABORATORIES | | | 1 | 100% | 1 |
| QUEST - HOUSTON LAB | | | 1 | 100% | 1 |
| PRISMA HEALTH TUOMEY LABORATORY | | | 1 | 100% | 1 |
| CELEBRATION HOSPITAL | | | 1 | 100% | 1 |
| NEW YORK STATE ELR - NEW YORK PRESBYTERIAN-LOWER MANHATTAN | | 1 | | | 1 |
| SPRING HILL REGIONAL HOSPITAL | | | 1 | 100% | 1 |
| JOHN HOPKINS MEDICAL LABORATORIES | | 1 | | | 1 |
| JOHNS HOPKINS MEDICAL LABORATORIES | | | 1 | 100% | 1 |
| SMITH KLINE | | | 1 | 100% | 1 |

COVID-19: testing by laboratory

Data through Jul 13, 2020 verified as of Jul 14, 2020 at 09:25 AM

Data in this report are provisional and subject to change.

The numbers in the table below represent the number for whom test results were received by the Department of Health. A person can be tested by more than one laboratory and can have both positive and negative results. **Therefore, the sum of the numbers in each column will be larger than the total number of people tested.**

| Reporting lab | Inconclusive | Negative | Positive | Percent positive | Total |
|--|--------------|----------|----------|------------------|-------|
| SONIC REFERENCE LABORATORY | | | 1 | 100% | 1 |
| STATEN ISLAND UNIVERSITY HOSPITAL SEGUINE AVE | | 1 | | | 1 |
| WOLFSON (USE BAPTIST) | | | 1 | 100% | 1 |
| FALMOUTH BY THE SEA | | | 1 | 100% | 1 |
| UW HOSPITAL AND CLINICS | | | 1 | 100% | 1 |
| SUNY UPSTATE MEDICAL UNIVERSITY | | | 1 | 100% | 1 |
| THE CHILDREN'S HOSPITAL OF PHILADELPHIA | | 1 | | | 1 |
| SCIONLAB SERVICES LLC | | | 1 | 100% | 1 |
| OHIO STATE UNIVERSITY MEDICAL CENTER | | | 1 | 100% | 1 |
| ONEIDA HEALTHCARE CENTER | | 1 | | | 1 |
| NORTHWEST FL COMM HOSP | | | 1 | 100% | 1 |
| MISSOURI DEPARTMENT OF HEALTH AND SENIOR SERVICES - STATE PH LAB | | 1 | | | 1 |
| NORTHSIDE HOSPITAL DULUTH | | | 1 | 100% | 1 |
| MD NOW URGENT CARE CENTER INC. | | | 1 | 100% | 1 |
| LABCORP LAFAYETTE | | 1 | | | 1 |
| LABCORP - HOLLYWOOD | | | 1 | 100% | 1 |
| LEGACY LABORATORY SERVICES | | | 1 | 100% | 1 |
| MARYLAND DEPARTMENT OF HEALTH AND MENTAL HYGIENE | | | 1 | 100% | 1 |
| MARINA DEL REY HOSPITAL LAB | | | 1 | 100% | 1 |
| BEAUMONT HOSPITAL, GROSSE POINTE | | | 1 | 100% | 1 |
| BAYCARE ALLIANT HOSPITAL | | | 1 | 100% | 1 |
| AMERICAN MEDICAL LABORATORIES | | | 1 | 100% | 1 |
| CHARLOTTE CHD PORT CHARLOTTE | | 1 | | | 1 |
| AFC URGENT CARE | | | 1 | 100% | 1 |
| BAYCARE OUTREACH LAB | | | 1 | 100% | 1 |
| CATHOLIC HEALTH SYSTEM DEPT LABORATORY | | 1 | | | 1 |
| BAPTIST HEALTH MEDICAL CENTER | | | 1 | 100% | 1 |
| BLOUNT MEMORIAL HOSPITAL | | 1 | | | 1 |
| BEAUFORT MEMORIAL | | | 1 | 100% | 1 |
| BLOOD SYSTEMS LABORATORIES | | | 1 | 100% | 1 |
| ACCESS HEALTH CARE PHYSICIANS | | | 1 | 100% | 1 |
| INTERMOUNTAIN MEDICAL CENTER | | | 1 | 100% | 1 |
| GENETRAIT LABORATORIES | | | 1 | 100% | 1 |
| INDIAN RIVER CLINICAL LABORATORY, INC. | | 1 | | | 1 |
| HEALTH FIRST IBM-UX | | | 1 | 100% | 1 |
| GRAND VIEW HOSPITAL | | | 1 | 100% | 1 |
| FLORIDA WOMAN CARE LABORATORY | | | 1 | 100% | 1 |
| Lourdes Hospital | | | 1 | 100% | 1 |
| MHS LAB | | 1 | | | 1 |
| COMMONWEALTH OF MASSACHUSETTS | | | 1 | 100% | 1 |
| FLORIDA HOSPITAL | | | 1 | 100% | 1 |
| LABCORP-CRYSTAL RIVER | | | 1 | 100% | 1 |
| CONEY ISLAND HOSPITAL | | 1 | | | 1 |
| MARION COUNTY HEALTH DEPARTMENT | | | 1 | 100% | 1 |
| FORT SANDERS REGIONAL LABORATORY | | 1 | | | 1 |
| LEGACY LABORATORY | | | 1 | 100% | 1 |
| HARDIN MEMORIAL HOSPITAL - HEARTLAND PATHOLOGY CONSULTANTS | | | 1 | 100% | 1 |

COVID-19: testing by laboratory

Data through Jul 13, 2020 verified as of Jul 14, 2020 at 09:25 AM

Data in this report are provisional and subject to change.

The numbers in the table below represent the number for whom test results were received by the Department of Health. A person can be tested by more than one laboratory and can have both positive and negative results. **Therefore, the sum of the numbers in each column will be larger than the total number of people tested.**

| Reporting lab | Inconclusive | Negative | Positive | Percent positive | Total |
|--|--------------|----------|----------|------------------|-------|
| LAKEWOOD RANCH ER 24/7 | | | 1 | 100% | 1 |
| FLORIDA HOSPITAL ALTAMONTE | | | 1 | 100% | 1 |
| NORTH RIVER FAMILY HEALTH CENTER | | | 1 | 100% | 1 |
| NORTHSHORE UNIVERSITY HEALTHSYSTEM EVANSTON HOSPITAL LAB | | | 1 | 100% | 1 |
| NORTH CAROLINA STATE LABORATORY OF PUBLIC HEALTH, SPECTRUM LAB NETWORK | | | 1 | 100% | 1 |
| MEDICAL CENTER ENTERPRISE | | | 1 | 100% | 1 |
| MIAMI CANCER INSTITUTE | | | 1 | 100% | 1 |
| HOLY NAME MEDICAL CENTER | | 1 | | | 1 |
| GIFFORD MEMORIAL HOSPITAL | | 1 | | | 1 |
| GUTHRIE MEDICAL GROUP LABORATORIES | | 1 | | | 1 |
| GENESIS LABORATORY MANAGEMENT | | | 1 | 100% | 1 |
| DELAWARE DIAGNOSTICS LABS | | | 1 | 100% | 1 |
| FLORIDA DEPARTMENT OF HEALTH PALM BEACH COUNTY | | | 1 | 100% | 1 |
| LAKEVIEW REGIONAL HOSPITAL | | | 1 | 100% | 1 |
| JOHNS HOPKINS MEDICAL LABS | | | 1 | 100% | 1 |
| HOUSTON HEALTH DEPARTMENT - BUREAU OF LABORATORY SERVICES | | | 1 | 100% | 1 |
| LABCORP - ORLANDO | | 1 | | | 1 |
| HIGHLANDS MEDICAL CENTER | | 1 | | | 1 |
| LABCORP KANSAS CITY | | | 1 | 100% | 1 |
| DUKE HEALTH REGIONAL HOSPITAL | | | 1 | 100% | 1 |
| CAROMONT HEALTH | | | 1 | 100% | 1 |
| TALLAHASSEE MEMORIAL HOSPITAL/MICROBIOLOGY LAB | | | 1 | 100% | 1 |
| SOUTH GEORGIA MEDICAL CENTER | | | 1 | 100% | 1 |
| SHANDS AT LAKE SHORE LAB | | | 1 | 100% | 1 |
| CENTRA CARE HUNTER'S CREEK | | | 1 | 100% | 1 |
| BOZEMAN HEALTH DEACONESS HOSPITAL | | 1 | | | 1 |
| UNIVERSITY OF MISSOURI HEALTH CARE | | | 1 | 100% | 1 |
| UTMB PATHOLOGY CLINICAL SERVICES LABORATORY | | | 1 | 100% | 1 |
| UNITED HEALTHCARE | | | 1 | 100% | 1 |
| TANNER MEDICAL CENTER EAST AL | | 1 | | | 1 |
| TRINITAS REGIONAL MEDICAL CENTER | | | 1 | 100% | 1 |
| SCIENCE CARE | | | 1 | 100% | 1 |
| Mt Sinai Aventura | | | 1 | 100% | 1 |
| HAWAII DEPARTMENT OF HEALTH LAB | | | 1 | 100% | 1 |
| UF KANAPAHA LAB BEAKER | | 1 | | | 1 |
| THE UNIVERSITY OF VERMONT MEDICAL CENTER | | 1 | | | 1 |
| THOMAS LANGLEY | | | 1 | 100% | 1 |
| ECLRS | | | 1 | 100% | 1 |
| RDX BIOSCIENCE, | | | 1 | 100% | 1 |
| RIVERVIEW REGIONAL MEDICAL CENTER | | 1 | | | 1 |
| QUEST ELR | | 1 | | | 1 |
| PROGENESIS INC | | | 1 | 100% | 1 |
| DICKERT | | | 1 | 100% | 1 |
| VIRACOR | | | 1 | 100% | 1 |
| ACCESS HEALTH CARE | | | 1 | 100% | 1 |
| LATE HOURS URGENT CARE | | | 1 | 100% | 1 |
| ACCESSLAB | | 1 | | | 1 |

COVID-19: testing by laboratory

Data through Jul 13, 2020 verified as of Jul 14, 2020 at 09:25 AM

Data in this report are provisional and subject to change.

The numbers in the table below represent the number for whom test results were received by the Department of Health. A person can be tested by more than one laboratory and can have both positive and negative results. **Therefore, the sum of the numbers in each column will be larger than the total number of people tested.**

| Reporting lab | Inconclusive | Negative | Positive | Percent positive | Total |
|---|--------------|----------|----------|------------------|-------|
| MUNSON MEDICAL CENTER | | | 1 | 100% | 1 |
| APS-SUMMIT CARE PHARMACY, LLC DBA OMNICARE | | 1 | | | 1 |
| PRORENATA LABS | | | 1 | 100% | 1 |
| ROBERT WOOD JOHNSON HOSPITAL | | | 1 | 100% | 1 |
| KEYS MEDICAL GROUP | | | 1 | 100% | 1 |
| RIVIERA BEACH HEALTH CENTER LAB | | | 1 | 100% | 1 |
| LABCORP-PORT ST.LUCIE | | 1 | | | 1 |
| LAB CORP PHOENIX | | | 1 | 100% | 1 |
| MONTEFIORE NYACK HOSPITAL AFFILIATED LABORATORY | | 1 | | | 1 |
| XPRESS WELLNESS URGENT CARE | | | 1 | 100% | 1 |
| MANATEE PEDIATRICS | | | 1 | 100% | 1 |
| BAYCARE MEDICAL GROUP INC | | | 1 | 100% | 1 |
| WATAUGA MEDICAL CENTER | | | 1 | 100% | 1 |
| WELLNOW URGENT CARE | | 1 | | | 1 |
| MEDICAL CLINIC OF HOUSTON | | | 1 | 100% | 1 |
| MINUTECLINIC DIAGNOSTIC | | | 1 | 100% | 1 |
| MONROE COUNTY HOSPITAL | | 1 | | | 1 |
| BAY CARE LAB SERVICES/ST. ANTHONY'S HOSPITAL | | | 1 | 100% | 1 |
| MEDSTAR HARBOR HOSPITAL | | | 1 | 100% | 1 |
| MEMORIAL HERMANN CONSOLIDATED LABORATORY SERVICES | | | 1 | 100% | 1 |
| UAB | | | 1 | 100% | 1 |
| KETTERING MEDICAL CENTER | | | 1 | 100% | 1 |
| TIMPANOGOS REGIONAL HOSPITAL | | | 1 | 100% | 1 |
| TAMIAMI LAB MILLENIUM | | | 1 | 100% | 1 |
| TAMPA | | 1 | | | 1 |
| UNIVERSITY LAB | | | 1 | 100% | 1 |
| MIDMICHIGAN MEDICAL CENTER | | | 1 | 100% | 1 |
| NAVAL BRANCH MEDICAL CLINIC | | | 1 | 100% | 1 |
| HANCOCK REGIONAL HOSPITAL | | 1 | | | 1 |
| JEFFERSON COUNTY HEALTH DEPARTMENT-MONTICELLO | | 1 | | | 1 |
| MAGNOLIA ADULT, LLC | | | 1 | 100% | 1 |
| STANLY REGIONAL MEDICAL CENTER | | | 1 | 100% | 1 |
| BMC/JACSONVILLE | | 1 | | | 1 |
| BERKSHIRE MEDICAL CENTER | | | 1 | 100% | 1 |
| NAVAL HOSPITAL OF JACKSONVILLE | | | 1 | 100% | 1 |
| DHEC - S.C PUBLIC HEALTH LAB | | | 1 | 100% | 1 |
| CLEVELAND CLINIC OHIO LABORATORIES | | | 1 | 100% | 1 |
| NEW YORK STATE ELR - BELLEVUE HOSPITAL CENTER DEPARTMENT | | 1 | | | 1 |
| SANFORD REGIONAL HOSPITAL WORTHINGTON | | 1 | | | 1 |
| SENTARA NORFOLK GENERAL HOSPITAL CENTRAL LAB | | | 1 | 100% | 1 |
| ONslow MEMORIAL HOSPITAL LABORATORY | | 1 | | | 1 |
| NEW YORK STATE ELR - GLENS FALLS HOSPITAL DEPARTMENT OF PATHOLOGY | | 1 | | | 1 |
| NORTH NAPLES HOSPITAL RESPIRATORY THERAPY DEPARTMENT | | | 1 | 100% | 1 |
| DALLAS MEDICAL CENTER | | | 1 | 100% | 1 |
| SANFORD SOUTH UNIVERSITY | | 1 | | | 1 |
| SELECT LABORATORIES MARION COUNTY, LLC. | | | 1 | 100% | 1 |
| LEESBURG FAMILY MEDICINE | | 1 | | | 1 |

COVID-19: testing by laboratory

Data through Jul 13, 2020 verified as of Jul 14, 2020 at 09:25 AM

Data in this report are provisional and subject to change.

The numbers in the table below represent the number for whom test results were received by the Department of Health. A person can be tested by more than one laboratory and can have both positive and negative results. **Therefore, the sum of the numbers in each column will be larger than the total number of people tested.**

| Reporting lab | Inconclusive | Negative | Positive | Percent positive | Total |
|--|--------------|------------------|----------------|------------------|------------------|
| REGIONAL MEDICAL LABORATORY | | | 1 | 100% | 1 |
| REMISE OCCUPATIONAL HEALTH SOLUTIONS INC | | | 1 | 100% | 1 |
| LABCORP HOUSTON | | | 1 | 100% | 1 |
| ST. JOSEPH'S HOSPITAL NORTH | | | 1 | 100% | 1 |
| TEN HEALTHCARE | | | 1 | 100% | 1 |
| HELIX DIAGNOSTICS | | | 1 | 100% | 1 |
| LABCORP - LEESBURG | | | 1 | 100% | 1 |
| ST JOSEPHS CHILDRENS HOSPITAL OUTREACH | | | 1 | 100% | 1 |
| QUEST DIAGNOSTICS-OCALA-SE 3RD | | 1 | | | 1 |
| NOT GIVEN | | | 1 | 100% | 1 |
| PEDIATRIC ASSOCIATES - JACKSONVILLE | | | 1 | 100% | 1 |
| BIODORON LABORATORIES | | | 1 | 100% | 1 |
| CHATSWORTH ASSISTED LIVING COMMUNITY AT PGA NATIONAL | | | 1 | 100% | 1 |
| NORTH BROWARD MEDICAL CENTER | | | 1 | 100% | 1 |
| PHELPS HOSPITAL LABORATORY | | 1 | | | 1 |
| QUEST DIAGNOSTIC INC TECHINICAL | | | 1 | 100% | 1 |
| LOYOLA UNIVERSITY MEDICAL CENTER LABORATORY | | | 1 | 100% | 1 |
| PREMIER MEDICAL LABORATORY | | | 1 | 100% | 1 |
| AIM LABORATORIES | | | 1 | 100% | 1 |
| MONTANA DEPARTMENT OF PUBLIC HEALTH & HUMAN SERVICES | | | 1 | 100% | 1 |
| Total | 8,839 | 2,957,751 | 363,828 | 11% | 3,330,418 |