

# COVID-19: summary of persons being monitored, persons tested, and cases

Data through Jul 15, 2020 verified as of Jul 16, 2020 at 09:25 AM

Data in this report are provisional and subject to change.

Monitored persons: people the Florida Department of Health was notified of for possible monitoring because they are a contact of a case, traveled from China, or were identified by the Centers for Disease Control and Prevention (CDC) as a part of a airline/ship contact investigation

<b>Total reports</b>	<b>104,470</b>
Total persons of high, medium, or unknown risk	100,784
High/medium/unknown risk still being monitored	14,888

Persons tested: includes PCR and antigen test results received by the Department of Health from the state public health laboratory (BPHL), as well as commercial and hospital laboratories

<b>Total tested</b>	<b>2,819,000</b>
Positive	315,775
Negative	2,499,843
Inconclusive	3,382
Awaiting testing	2,163

Cases: people with positive PCR or antigen test result

<b>Total cases</b>	<b>315,775</b>
Florida residents	311,640
Non-Florida residents	4,135

<b>Type of testing</b>	
Florida residents	311,640
Positive by BPHL/CDC	10,716
Positive by commercial/hospital lab	300,924
Non-Florida residents	
Positive by BPHL/CDC	171
Positive by commercial/hospital lab	3,964

<b>Characteristics</b>	
Florida residents hospitalized	19,825
Florida resident deaths	4,677
Change in deaths since previous report	+156
Non-Florida resident deaths	105

Hospitalized counts include anyone who was hospitalized at some point during their illness. It does not reflect the number of people currently hospitalized.

More information on deaths identified through death certificate data is available on the National Center for Health Statistics website at [www.cdc.gov/nchs/nvss/vsrr/COVID19/index.htm](http://www.cdc.gov/nchs/nvss/vsrr/COVID19/index.htm).

<b>Risk factors for Florida residents</b>	
Traveled	3,010
Contact with a known case	83,565
Traveled and contact with a known case	2,938
Neither	222,127
No travel and no contact	31,121
Travel is unknown	158,832
Contact is unknown	48,836
Contact is pending	138,598

Travel can be unknown and contact can be unknown or pending for the same case, these numbers will sum to more than the "neither" total.

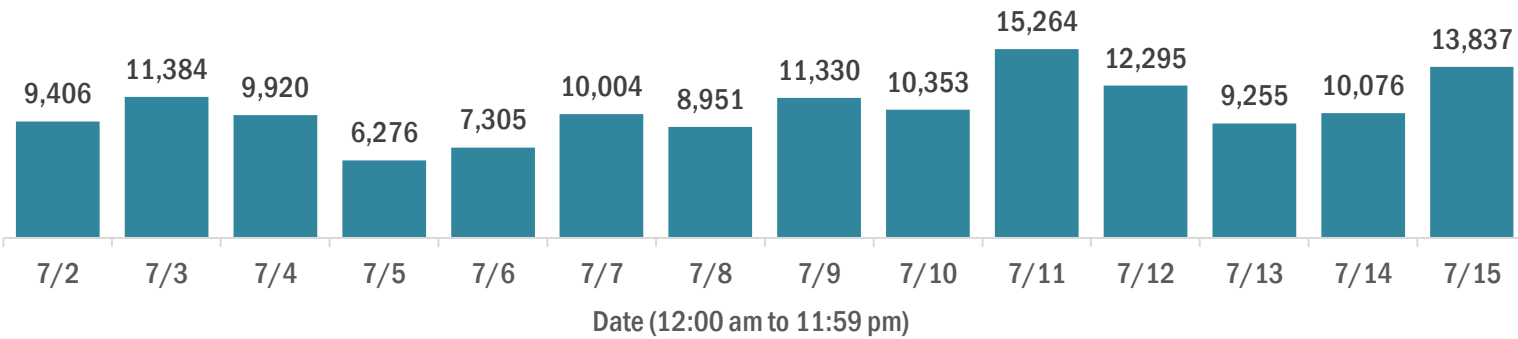
# COVID-19: cases and laboratory testing over time

Data through Jul 15, 2020 verified as of Jul 16, 2020 at 09:25 AM

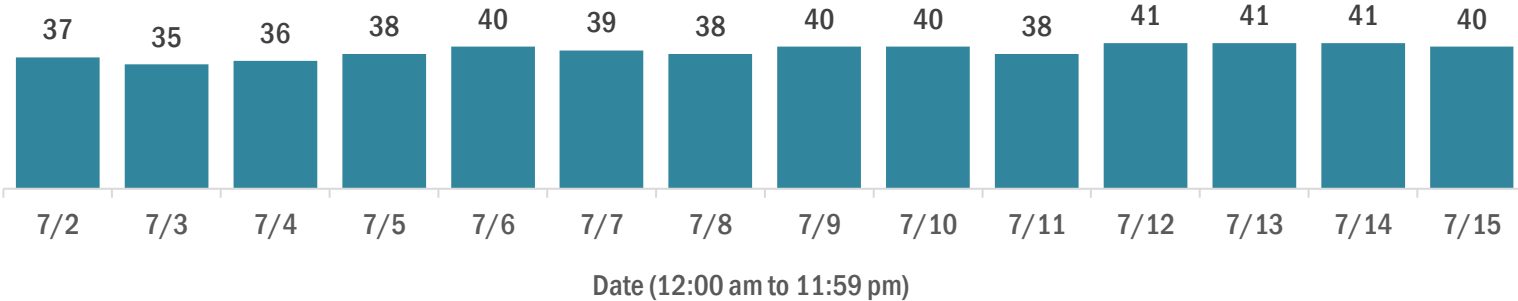
Data in this report are provisional and subject to change.

## Cases in Florida residents per day for the past 2 weeks

### Number of cases per day



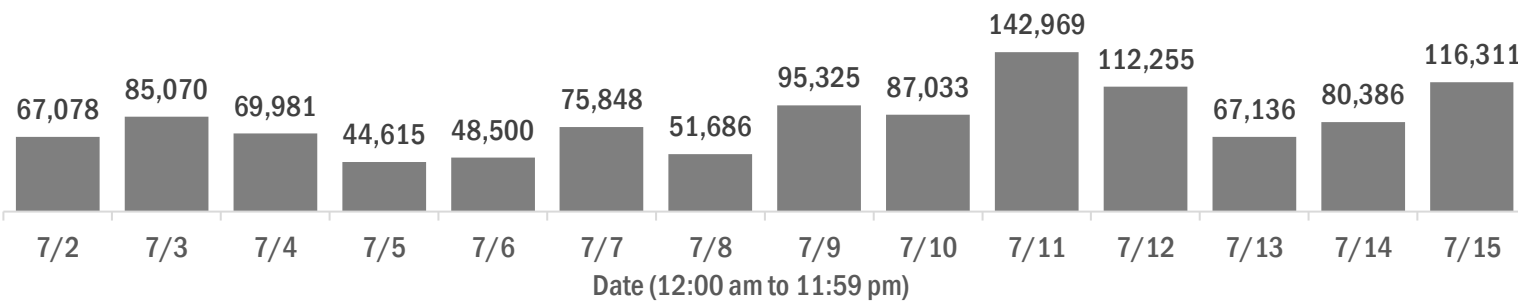
### Median age of cases by day



## Laboratory testing for Florida residents and non-Florida residents over the past 2 weeks

### Number of people tested per day

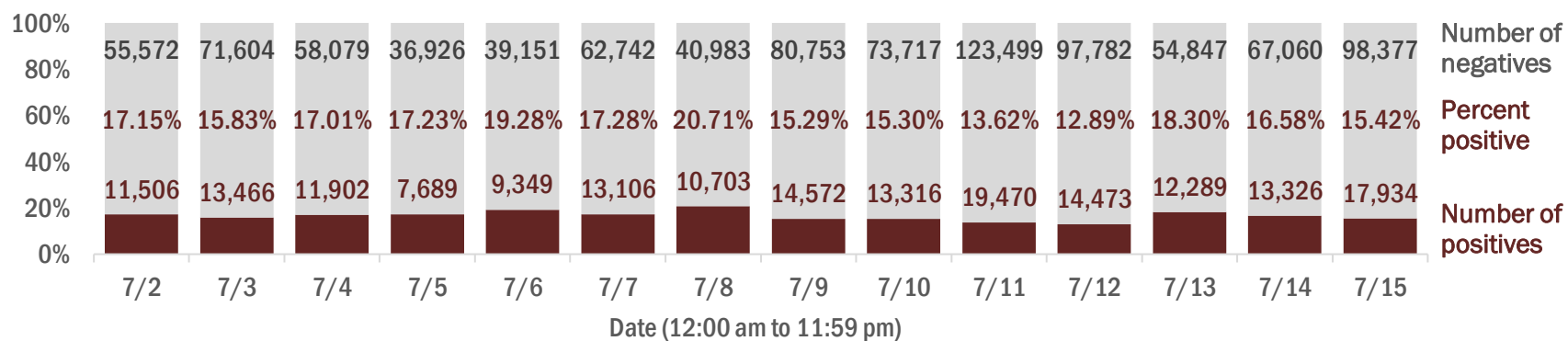
These counts include the number of people for whom the department received PCR or antigen laboratory results by day. People tested on multiple days will be included for each day a new result was received. A person is only counted once for each day they are tested, regardless of whether multiple specimens are tested or multiple results are received.



### Number and percent of positive labs

The percent of positive results ranged from 12.89% to 20.71% over the past 2 weeks and was 15.42% yesterday.

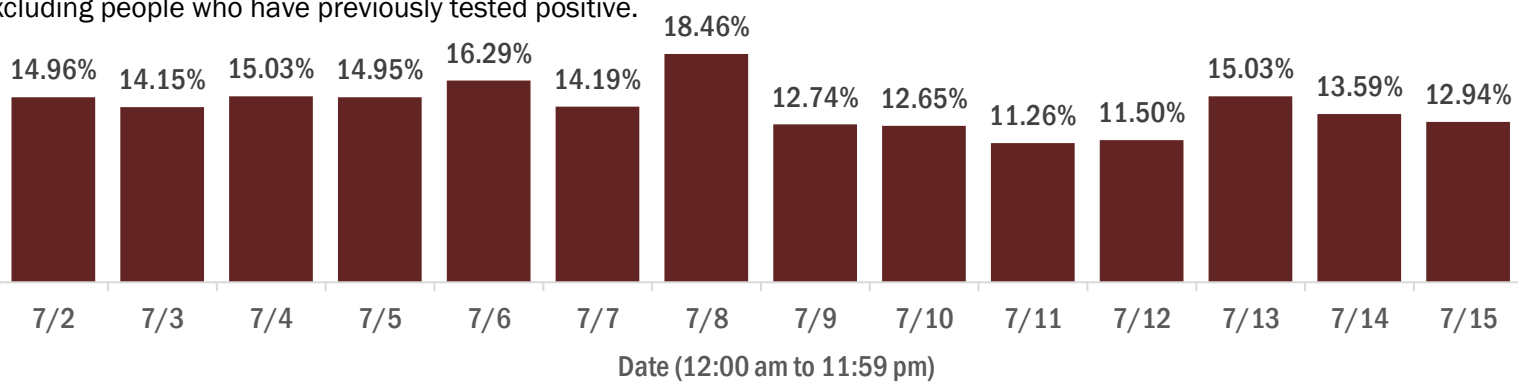
These counts include the number of people for whom the department received PCR or antigen laboratory results by day. People tested on multiple days will be included for each day a new result was received. A person is only counted once for each day they are tested, regardless of whether multiple specimens are tested or multiple results are received. If a person has a positive specimen and a negative specimen in the same day, only the positive result is counted.



### Percent positivity for new cases

The percent of positive results ranged from 11.26% to 18.46% over the past 2 weeks and was 12.94% yesterday.

This percent is the number of people who test PCR- or antigen-positive for the first time divided by all the people tested that day, excluding people who have previously tested positive.



# COVID-19: characteristics of 311,640 Florida resident cases

Data through Jul 15, 2020 verified as of Jul 16, 2020 at 09:25 AM

Data in this report are provisional and subject to change.

Age group	Cases		Hospitalizations		Deaths	
0-4 years	4,935	2%	98	0%	0	0%
5-14 years	10,813	3%	74	0%	2	0%
15-24 years	49,862	16%	488	2%	12	0%
25-34 years	63,915	21%	1,242	6%	29	1%
35-44 years	51,092	16%	1,848	9%	100	2%
45-54 years	48,609	16%	2,650	13%	197	4%
55-64 years	38,730	12%	3,488	18%	457	10%
65-74 years	22,385	7%	3,784	19%	950	20%
75-84 years	12,971	4%	3,494	18%	1,315	28%
85+ years	7,736	2%	2,659	13%	1,615	35%
Unknown	592	0%	0	0%	0	0%
<b>Total</b>	<b>311,640</b>		<b>19,825</b>		<b>4,677</b>	

Gender	Cases	
Female	158,432	51%
Male	151,179	49%
Unknown	2,029	1%
<b>Total</b>	<b>311,640</b>	

Ethnicity	Cases		Hospitalizations		Deaths	
Hispanic	78,885	25%	6,572	33%	1,214	26%
Non-Hispanic	101,516	33%	12,066	61%	3,095	66%
Unknown	131,239	42%	1,187	6%	368	8%
<b>Total</b>	<b>311,640</b>		<b>19,825</b>		<b>4,677</b>	

Race and ethnicity	Cases		Hospitalizations		Deaths	
White	119,627	38%	11,869	60%	3,185	68%
Hispanic	54,099	17%	4,802	24%	983	21%
Non-Hispanic	54,234	17%	6,639	33%	2,049	44%
Unknown	11,294	4%	428	2%	153	3%
Black	46,562	15%	5,087	26%	965	21%
Hispanic	2,156	1%	255	1%	31	1%
Non-Hispanic	38,455	12%	4,700	24%	902	19%
Unknown	5,951	2%	132	1%	32	1%
Other race	25,912	8%	2,171	11%	334	7%
Hispanic	14,651	5%	1,377	7%	177	4%
Non-Hispanic	6,658	2%	675	3%	128	3%
Unknown	4,603	1%	119	1%	29	1%
Unknown race	119,539	38%	698	4%	193	4%
Hispanic	7,979	3%	138	1%	23	0%
Non-Hispanic	2,169	1%	52	0%	16	0%
Unknown	109,391	35%	508	3%	154	3%
<b>Total</b>	<b>311,640</b>		<b>19,825</b>		<b>4,677</b>	

**Hospitalization** counts include anyone who was hospitalized at some point during their illness. It does not reflect the number of people currently hospitalized. **Other race** includes any person with a race of American Indian/Alaskan native, Asian, native Hawaiian/Pacific Islander, or other.

# COVID-19: deaths in Florida residents and staff of long-term care facilities

Data through Jul 15, 2020 verified as of Jul 16, 2020 at 09:25 AM

Data in this report are provisional and subject to change.

For current cases in residents or staff of long-term care facilities, please visit: <https://floridahealthcovid19.gov/>

County	Deaths		County	Deaths		County	Deaths	
Dade	568	25%	Indian River	12	1%	Hardee	1	0%
Palm Beach	266	12%	Washington	12	1%	Holmes	1	0%
Pinellas	210	9%	Orange	11	0%	Levy	1	0%
Broward	169	7%	Alachua	10	0%	Monroe	1	0%
Lee	132	6%	Osceola	10	0%	Nassau	1	0%
Hillsborough	129	6%	Walton	9	0%	Okeechobee	1	0%
Manatee	91	4%	Lake	8	0%	Santa Rosa	1	0%
Polk	90	4%	Calhoun	6	0%	St. Johns	1	0%
Sarasota	65	3%	Gadsden	5	0%	Sumter	1	0%
Charlotte	50	2%	Marion	5	0%	<b>Total</b>	<b>2,255</b>	
Volusia	50	2%	Hernando	4	0%			
Collier	43	2%	Jackson	4	0%			
Duval	42	2%	Jefferson	4	0%			
St. Lucie	42	2%	Leon	4	0%			
Escambia	40	2%	Okaloosa	4	0%			
Clay	26	1%	Baker	3	0%			
Martin	24	1%	Madison	3	0%			
Pasco	20	1%	Putnam	3	0%			
Suwannee	20	1%	Bradford	2	0%			
Hendry	18	1%	Citrus	1	0%			
Seminole	16	1%	Columbia	1	0%			
Brevard	13	1%	Desoto	1	0%			

**Note:** cases are summarized by the county of usual residence. Residents and staff may be cases associated with facilities that are not in their county of usual residence, resulting in cases being included below for counties that do not have facilities with known cases.

# COVID-19: characteristics of 315,775 cases

Data through Jul 15, 2020 verified as of Jul 16, 2020 at 09:25 AM

Data in this report are provisional and subject to change.

Tables below include cases in Florida residents and non-Florida residents.

All 67 Florida counties have cases:

County	FL resident		Non-FL resident	Total
Dade	74,723	24%	702	75,425
Broward	35,171	11%	395	35,566
Palm Beach	23,476	8%	235	23,711
Hillsborough	21,445	7%	112	21,557
Orange	20,965	7%	334	21,299
Duval	14,820	5%	172	14,992
Pinellas	12,278	4%	90	12,368
Lee	11,477	4%	244	11,721
Polk	8,468	3%	30	8,498
Collier	6,977	2%	99	7,076
Manatee	5,850	2%	64	5,914
Osceola	5,195	2%	75	5,270
Escambia	4,424	1%	630	5,054
Seminole	4,823	2%	19	4,842
Volusia	4,537	1%	35	4,572
Pasco	4,466	1%	23	4,489
Brevard	3,786	1%	18	3,804
Sarasota	3,682	1%	42	3,724
St. Lucie	3,285	1%	16	3,301
Lake	2,986	1%	23	3,009
Martin	2,965	1%	20	2,985
Leon	2,654	1%	55	2,709
Alachua	2,358	1%	39	2,397
St. Johns	2,152	1%	26	2,178
Marion	2,050	1%	7	2,057
Clay	1,786	1%	5	1,791
Santa Rosa	1,652	1%	11	1,663
Okaloosa	1,602	1%	21	1,623
Bay	1,558	0%	44	1,602
Indian River	1,419	0%	12	1,431
Charlotte	1,307	0%	6	1,313
Hendry	1,310	0%		1,310
Columbia	1,081	0%	6	1,087
Hernando	1,004	0%	12	1,016
Desoto	1,014	0%	1	1,015

County	FL resident		Non-FL resident	Total
Putnam	871	0%		871
Suwannee	818	0%	17	835
Sumter	750	0%	7	757
Gadsden	715	0%	6	721
Monroe	696	0%	19	715
Citrus	701	0%	1	702
Walton	624	0%	69	693
Jackson	671	0%	11	682
Highlands	653	0%	3	656
Hardee	643	0%	6	649
Nassau	603	0%	23	626
Okeechobee	594	0%	3	597
Flagler	566	0%	9	575
Hamilton	465	0%	4	469
Madison	409	0%	6	415
Unknown	72	0%	300	372
Levy	308	0%	3	311
Liberty	284	0%		284
Holmes	260	0%	5	265
Washington	220	0%	5	225
Wakulla	220	0%	3	223
Glades	215	0%		215
Baker	202	0%		202
Calhoun	198	0%		198
Taylor	183	0%	2	185
Gilchrist	176	0%		176
Bradford	173	0%		173
Dixie	146	0%		146
Union	133	0%		133
Gulf	112	0%	6	118
Jefferson	99	0%	3	102
Lafayette	67	0%		67
Franklin	47	0%	1	48
<b>Total</b>	<b>311,640</b>		<b>4,135</b>	<b>315,775</b>

# COVID-19: characteristics of 311,640 Florida resident cases

Data through Jul 15, 2020 verified as of Jul 16, 2020 at 09:25 AM

Data in this report are provisional and subject to change.

The table below includes the cities and counties of residence for cases in Florida residents based on the patient's ZIP Code.

Note that city is not always received as part of the initial notification and may be missing while the case is being investigated.

City and county	Cases
Miami, Dade	46,402
Orlando, Orange	15,950
Jacksonville, Duval	13,750
Tampa, Hillsborough	13,277
Hialeah, Dade	10,501
Fort Lauderdale, Broward	8,258
Hollywood, Broward	7,026
West Palm Beach, Palm Beach	5,684
Saint Petersburg, Pinellas	5,328
Homestead, Dade	5,154
Fort Myers, Lee	4,949
Naples, Collier	4,723
Pompano Beach, Broward	4,314
Kissimmee, Osceola	4,252
Bradenton, Manatee	4,008
Pensacola, Escambia	3,879
Lake Worth, Palm Beach	3,286
Boca Raton, Palm Beach	2,932
Sarasota, Sarasota	2,774
Tallahassee, Leon	2,612
Lakeland, Polk	2,591
Cape Coral, Lee	2,502
Clearwater, Pinellas	2,330
Lehigh Acres, Lee	2,283
Miami Beach, Dade	2,245
Miramar, Broward	2,130
Boynton Beach, Palm Beach	2,084
Port Saint Lucie, St. Lucie	2,019
Miami Gardens, Dade	2,011
Gainesville, Alachua	1,968
Immokalee, Collier	1,815
Winter Haven, Polk	1,789
Opa Locka, Dade	1,562
Delray Beach, Palm Beach	1,556
Stuart, Martin	1,489
Brandon, Hillsborough	1,478
Ocala, Marion	1,458
Coral Springs, Broward	1,374
Riverview, Hillsborough	1,285
Largo, Pinellas	1,279
Missing, Broward	1,195
Plant City, Hillsborough	1,185
Jupiter, Palm Beach	1,184
Apopka, Orange	1,184
Fort Pierce, St. Lucie	1,175
Lake Worth Beach, Palm Beach	1,146
North Miami Beach, Dade	1,140
Melbourne, Brevard	1,130
Sunrise, Broward	1,124
Davie, Broward	1,118
Sanford, Seminole	1,100
Panama City, Bay	1,062
New Port Richey, Pasco	1,058
Saint Augustine, St. Johns	1,056
Deerfield Beach, Broward	1,056
Lake City, Columbia	1,031
Doral, Dade	1,029
Daytona Beach, Volusia	977
Vero Beach, Indian River	934

# COVID-19: characteristics of 311,640 Florida resident cases

Data through Jul 15, 2020 verified as of Jul 16, 2020 at 09:25 AM

Data in this report are provisional and subject to change.

The table below includes the cities and counties of residence for cases in Florida residents based on the patient's ZIP Code.

Note that city is not always received as part of the initial notification and may be missing while the case is being investigated.

City and county	Cases
Arcadia, Desoto	896
Tamarac, Broward	885
Palmetto, Manatee	882
Winter Park, Orange	876
Deltona, Volusia	872
Royal Palm Beach, Palm Beach	862
Plantation, Broward	855
Orange Park, Clay	851
Indiantown, Martin	830
Winter Garden, Orange	796
Altamonte Springs, Seminole	795
Bonita Springs, Lee	788
Clermont, Lake	780
Saint Cloud, Osceola	780
Oviedo, Seminole	767
Deland, Volusia	760
Palm Bay, Brevard	760
Palm Beach Gardens, Palm Beach	759
North Miami, Dade	743
Margate, Broward	722
Ocoee, Orange	722
Land O Lakes, Pasco	710
Live Oak, Suwannee	701
Hallandale, Broward	696
Milton, Santa Rosa	694
Davenport, Polk	685
Port Charlotte, Charlotte	685
Palm Harbor, Pinellas	676
Belle Glade, Palm Beach	672
Clewiston, Hendry	672
Florida City, Dade	670
Wesley Chapel, Pasco	651
Coconut Creek, Broward	649
North Lauderdale, Broward	647
Coral Gables, Dade	626
Seminole, Pinellas	612
Wellington, Palm Beach	609
Haines City, Polk	607
Ruskin, Hillsborough	592
Okeechobee, Okeechobee	590
Pinellas Park, Pinellas	590
Longwood, Seminole	588
Spring Hill, Hernando	584
Weston, Broward	574
Oakland Park, Broward	570
Lutz, Hillsborough	569
Fort Walton Beach, Okaloosa	568
Windermere, Orange	555
Valrico, Hillsborough	555
Casselberry, Seminole	520
Jacksonville Beach, Duval	515
Wimauma, Hillsborough	493
Pembroke Pines, Broward	481
Labelle, Hendry	467
Punta Gorda, Charlotte	460
Quincy, Gadsden	458
Palatka, Putnam	447
Cocoa, Brevard	444
Lake Mary, Seminole	444

# COVID-19: characteristics of 311,640 Florida resident cases

Data through Jul 15, 2020 verified as of Jul 16, 2020 at 09:25 AM

Data in this report are provisional and subject to change.

The table below includes the cities and counties of residence for cases in Florida residents based on the patient's ZIP Code.

Note that city is not always received as part of the initial notification and may be missing while the case is being investigated.

City and county	Cases
Missing, Palm Beach	444
Aventura, Dade	431
Tavares, Lake	430
Palm Coast, Flagler	422
Bartow, Polk	406
Leesburg, Lake	404
Miami Lakes, Dade	395
Winter Springs, Seminole	386
Ormond Beach, Volusia	381
North Fort Myers, Lee	380
Zephyrhills, Pasco	379
Maitland, Orange	378
Loxahatchee, Palm Beach	368
Middleburg, Clay	366
North Port, Sarasota	365
Tarpon Springs, Pinellas	360
Port Richey, Pasco	356
Missing, Dade	355
Kissimmee, Polk	354
Cantonment, Escambia	353
Seffner, Hillsborough	350
Auburndale, Polk	347
Ponte Vedra Beach, St. Johns	346
Jasper, Hamilton	343
South Miami, Dade	334
Pahokee, Palm Beach	326
Hudson, Pasco	321
Gulf Breeze, Santa Rosa	320
Dade City, Pasco	320
Crestview, Okaloosa	316
Brooksville, Hernando	313
Lake Wales, Polk	310
South Bay, Palm Beach	308
Wauchula, Hardee	307
Riviera Beach, Palm Beach	306
Dunedin, Pinellas	305
Missing, Collier	301
Holiday, Pasco	296
Orange City, Volusia	296
Mulberry, Polk	295
Port Orange, Volusia	295
Key West, Monroe	287
Sarasota, Manatee	286
Venice, Sarasota	286
Sebring, Highlands	283
Navarre, Santa Rosa	279
Fellsmere, Indian River	276
The Villages, Sumter	270
Merritt Island, Brevard	267
Fernandina Beach, Nassau	265
Saint Johns, St. Johns	264
Lantana, Palm Beach	262
Eustis, Lake	262
Palm City, Martin	261
Dover, Hillsborough	260
Dania, Broward	260
Green Cove Springs, Clay	260
Madison, Madison	259
Cooper City, Broward	259



# COVID-19: characteristics of 311,640 Florida resident cases

Data through Jul 15, 2020 verified as of Jul 16, 2020 at 09:25 AM

Data in this report are provisional and subject to change.

The table below includes the cities and counties of residence for cases in Florida residents based on the patient's ZIP Code.

Note that city is not always received as part of the initial notification and may be missing while the case is being investigated.

City and county	Cases
Bristol, Liberty	255
Polk City, Polk	252
Estero, Lee	251
Parrish, Manatee	251
Odessa, Hillsborough	250
Missing, Hillsborough	247
Destin, Okaloosa	245
Titusville, Brevard	244
Fleming Island, Clay	236
Defuniak Springs, Walton	236
Marianna, Jackson	233
Bonifay, Holmes	229
Panama City Beach, Bay	229
Atlantic Beach, Duval	227
Pinecrest, Dade	225
Gibsonton, Hillsborough	221
Lauderhill, Broward	218
Rockledge, Brevard	216
Avon Park, Highlands	213
Lauderdale Lakes, Broward	209
Santa Rosa Beach, Walton	206
Crescent City, Putnam	206
Groveland, Lake	203
Moore Haven, Glades	197
Mount Dora, Lake	197
Oldsmar, Pinellas	195
Debary, Volusia	194
Wilton Manors, Broward	193
Crawfordville, Wakulla	192
New Smyrna Beach, Volusia	191
Hobe Sound, Martin	189
Key Biscayne, Dade	188
Sneads, Jackson	187
Missing, Orange	186
Inverness, Citrus	186
Parkland, Broward	186
Missing, Duval	183
Niceville, Okaloosa	179
Frostproof, Polk	179
Apollo Beach, Hillsborough	178
Bushnell, Sumter	173
Missing, Pasco	169
Ponte Vedra, St. Johns	167
Lithia, Hillsborough	165
Fort Meade, Polk	165
Ellenton, Manatee	163
Safety Harbor, Pinellas	162
Lynn Haven, Bay	161
Palm Springs, Palm Beach	161
Pace, Santa Rosa	158
Sun City Center, Hillsborough	158
Perry, Taylor	154
North Palm Beach, Palm Beach	149
Chipley, Washington	147
Sebastian, Indian River	140
Missing, Santa Rosa	140
Missing, St. Johns	139
Missing, Hendry	139
Alachua, Alachua	137

# COVID-19: characteristics of 311,640 Florida resident cases

Data through Jul 15, 2020 verified as of Jul 16, 2020 at 09:25 AM

Data in this report are provisional and subject to change.

The table below includes the cities and counties of residence for cases in Florida residents based on the patient's ZIP Code.

Note that city is not always received as part of the initial notification and may be missing while the case is being investigated.

City and county	Cases
Summerfield, Marion	135
Yulee, Nassau	133
Bowling Green, Hardee	132
Macclenny, Baker	130
Missing, Hardee	127
Missing, Polk	125
Starke, Bradford	124
Chiefland, Levy	121
Blountstown, Calhoun	120
Belleview, Marion	119
Jensen Beach, Martin	118
Missing, Lee	117
Key Largo, Monroe	116
Trenton, Gilchrist	115
Jacksonville, St. Johns	114
Cocoa Beach, Brevard	114
Crystal River, Citrus	113
Neptune Beach, Duval	112
Palmetto Bay, Dade	111
Mascotte, Lake	110
Missing, Marion	109
Missing, Citrus	105
Wildwood, Sumter	103
Satellite Beach, Brevard	102
Thonotosassa, Hillsborough	100
Myakka City, Manatee	100
Missing, Desoto	99
Lady Lake, Lake	97
Shalimar, Okaloosa	96
Lake Alfred, Polk	95
Edgewater, Volusia	95
Missing, Madison	94
Callahan, Nassau	94
Clearwater Beach, Pinellas	93
Missing, Brevard	91
Newberry, Alachua	91
Jennings, Hamilton	91
Missing, Osceola	89
Mary Esther, Okaloosa	89
Dunnellon, Marion	89
Holly Hill, Volusia	89
Nokomis, Sarasota	87
Homosassa, Citrus	87
Minneola, Lake	86
Missing, Volusia	86
Lake Placid, Highlands	85
Englewood, Charlotte	85
Carol City, Dade	85
Old Town, Dixie	84
Williston, Levy	84
Missing, St. Lucie	84
Marathon, Monroe	84
Pierson, Volusia	81
Sorrento, Lake	79
Spring Hill, Pasco	78
Monticello, Jefferson	78
West Melbourne, Brevard	77
Havana, Gadsden	73
Missing, Martin	73

# COVID-19: characteristics of 311,640 Florida resident cases

Data through Jul 15, 2020 verified as of Jul 16, 2020 at 09:25 AM

Data in this report are provisional and subject to change.

The table below includes the cities and counties of residence for cases in Florida residents based on the patient's ZIP Code.

Note that city is not always received as part of the initial notification and may be missing while the case is being investigated.

City and county	Cases
Lake Park, Palm Beach	72
Lake Butler, Union	72
Tavernier, Monroe	71
Medley, Dade	71
De Leon Springs, Volusia	70
Southwest Ranches, Broward	69
Missing, Jackson	67
Zolfo Springs, Hardee	67
Gulfport, Pinellas	67
Missing, Sarasota	66
Avon Park, Polk	66
Missing, Indian River	65
Freeport, Walton	65
Indialantic, Brevard	65
Tequesta, Palm Beach	64
Palm Beach, Palm Beach	63
Missing, Hernando	62
Missing, Highlands	62
Alva, Lee	62
Marco Island, Collier	62
Gotha, Orange	62
Englewood, Sarasota	61
Hilliard, Nassau	61
Mayo, Lafayette	60
Molino, Escambia	60
Missing, Seminole	60
Miramar Beach, Walton	60
Bunnell, Flagler	59
Montverde, Lake	59
Trinity, Pasco	58
Port Saint Joe, Gulf	58
Midway, Gadsden	57
Geneva, Seminole	56
Chuluota, Seminole	55
Jay, Santa Rosa	53
Graceville, Jackson	53
Flagler Beach, Flagler	52
Ave Maria, Collier	52
Rotunda West, Charlotte	52
Cross City, Dixie	51
Beverly Hills, Citrus	51
Cape Canaveral, Brevard	50
Fort Myers Beach, Lee	49
Missing, Pinellas	49
Missing, Escambia	49
Kenneth City, Pinellas	49
Bronson, Levy	48
Fort White, Columbia	47
Chattahoochee, Gadsden	47
Umatilla, Lake	47
East Palatka, Putnam	46
Bell, Gilchrist	46
Eagle Lake, Polk	46
Fruitland Park, Lake	46
Missing, Monroe	46
South Daytona, Volusia	45
West Miami, Dade	45
Oxford, Sumter	45
Keystone Heights, Clay	44

# COVID-19: characteristics of 311,640 Florida resident cases

Data through Jul 15, 2020 verified as of Jul 16, 2020 at 09:25 AM

Data in this report are provisional and subject to change.

The table below includes the cities and counties of residence for cases in Florida residents based on the patient's ZIP Code.

Note that city is not always received as part of the initial notification and may be missing while the case is being investigated.

City and county	Cases
Missing, Manatee	44
Altha, Calhoun	43
Archer, Alachua	43
Mims, Brevard	43
Hernando, Citrus	43
Oakland, Orange	42
High Springs, Alachua	42
Missing, Lake	40
Belle Isle, Orange	39
Greenwood, Jackson	39
Lecanto, Citrus	39
Seville, Volusia	38
Indian Rocks Beach, Pinellas	38
Weeki Wachee, Hernando	38
Melbourne Beach, Brevard	37
Dunnellon, Citrus	37
Interlachen, Putnam	37
Zellwood, Orange	37
South Pasadena, Pinellas	36
Missing, Nassau	36
Raiford, Union	36
Wewahitchka, Gulf	35
Greenacres, Palm Beach	35
O Brien, Suwannee	35
Century, Escambia	35
Lake Panasoffkee, Sumter	35
Lakewood Ranch, Manatee	35
Gretna, Gadsden	35
Islamorada, Monroe	35
El Portal, Dade	34
Coconut Grove, Dade	34
Hastings, St. Johns	34
Surfside, Dade	33
Baker, Okaloosa	33
Pomona Park, Putnam	33
Biscayne Park, Dade	32
Dundee, Polk	32
Branford, Suwannee	31
Missing, Flagler	31
Citra, Marion	31
Viera, Brevard	31
Bal Harbour, Dade	31
Vernon, Washington	31
Osprey, Sarasota	31
Satsuma, Putnam	30
White Springs, Hamilton	29
Greenville, Madison	29
Glen Saint Mary, Baker	29
Missing, Unknown	29
Sanibel, Lee	29
Southport, Bay	29
Lawtey, Bradford	28
Cottondale, Jackson	28
Center Hill, Sumter	28
Missing, Gadsden	28
Webster, Sumter	28
Celebration, Osceola	28
Indian Harbour Beach, Brevard	28
Grand Island, Lake	27

# COVID-19: characteristics of 311,640 Florida resident cases

Data through Jul 15, 2020 verified as of Jul 16, 2020 at 09:25 AM

Data in this report are provisional and subject to change.

The table below includes the cities and counties of residence for cases in Florida residents based on the patient's ZIP Code.

Note that city is not always received as part of the initial notification and may be missing while the case is being investigated.

City and county	Cases
Cutler Bay, Dade	27
Hawthorne, Alachua	27
Missing, Levy	26
Sanderson, Baker	26
San Antonio, Pasco	25
Missing, Washington	25
Christmas, Orange	25
Missing, Okaloosa	25
Lauderdale By The Sea, Broward	24
Missing, Leon	24
Hallandale Beach, Broward	24
Silver Springs, Marion	24
Mcalpin, Suwannee	23
Ocklawaha, Marion	23
Missing, Clay	23
Lake Hamilton, Polk	23
Elkton, St. Johns	23
Canal Point, Palm Beach	23
Felda, Hendry	22
Florida Dept Of Corrections, Union	22
Citrus Springs, Citrus	22
Coleman, Sumter	22
Melrose, Putnam	22
Malabar, Brevard	22
Lee, Madison	21
Missing, Calhoun	21
Grand Ridge, Jackson	21
Youngstown, Bay	21
Missing, Walton	21
Poinciana, Polk	21
Howey-In-The-Hills, Lake	21
Apalachicola, Franklin	21
Lake Helen, Volusia	20
Inlet Beach, Walton	20
Princeton, Dade	20
Fern Park, Seminole	20
Mcdavid, Escambia	20
Juno Beach, Palm Beach	20
Hypoluxo, Palm Beach	20
Missing, Gulf	19
Sunny Isles Beach, Dade	19
Madeira Beach, Pinellas	19
Osteen, Volusia	19
Patrick Air Force Base, Brevard	19
Babson Park, Polk	18
Bokeelia, Lee	18
Missing, Sumter	18
Big Pine Key, Monroe	18
Astor, Lake	18
Naranja, Dade	17
Hosford, Liberty	17
Atlantis, Palm Beach	17
Malone, Jackson	17
Ochopee, Collier	17
Reddick, Marion	17
Greensboro, Gadsden	17
Steinhatchee, Taylor	17
Miami Springs, Dade	17
Fountain, Bay	17

# COVID-19: characteristics of 311,640 Florida resident cases

Data through Jul 15, 2020 verified as of Jul 16, 2020 at 09:25 AM

Data in this report are provisional and subject to change.

The table below includes the cities and counties of residence for cases in Florida residents based on the patient's ZIP Code.

Note that city is not always received as part of the initial notification and may be missing while the case is being investigated.

City and county	Cases
Missing, Baker	16
Kissimmee, Orange	16
Belleair Beach, Pinellas	16
Weirdale, Marion	16
Temple Terrace, Hillsborough	16
The Villages, Lake	16
Stock Island, Monroe	16
Belleair, Pinellas	16
Saint James City, Lee	15
Bradenton Beach, Manatee	15
Floral City, Citrus	15
Grant-Valkaria, Brevard	15
Laurel Hill, Okaloosa	15
Missing, Bay	15
Alford, Jackson	15
Astatula, Lake	15
Morrison, Levy	15
Unknown, Orange	15
Hialeah Gardens, Dade	15
Lady Lake, Sumter	15
Kendall, Dade	14
Missing, Jefferson	14
North Bay Village, Dade	14
Crystal Beach, Pinellas	14
Missing, Gilchrist	14
Missing, Holmes	14
Micanopy, Alachua	14
Wellborn, Suwannee	13
Yalaha, Lake	13
Odessa, Pasco	13
Valparaiso, Okaloosa	13
Bryceville, Nassau	13
Sumterville, Sumter	13
Longboat Key, Manatee	13
Sweetwater, Dade	13
Anthony, Marion	13
Eastpoint, Franklin	13
Missing, Wakulla	13
Florida State University, Leon	13
Carrollwood, Hillsborough	13
San Mateo, Putnam	12
Alafaya, Orange	12
Eglin Air Force Base, Okaloosa	12
Baldwin, Duval	11
Paisley, Lake	11
Summerland Key, Monroe	11
Village Of Palmetto Bay, Dade	11
Haverhill, Palm Beach	11
Placida, Charlotte	11
Holmes Beach, Manatee	11
Lighthouse Point, Broward	11
Miami Shores, Dade	11
Okahumpka, Lake	11
Edgewood, Orange	11
Missing, Liberty	11
Waverly, Polk	11
Singer Island, Palm Beach	11
Missing, Charlotte	10
Oak Hill, Volusia	10

# COVID-19: characteristics of 311,640 Florida resident cases

Data through Jul 15, 2020 verified as of Jul 16, 2020 at 09:25 AM

Data in this report are provisional and subject to change.

The table below includes the cities and counties of residence for cases in Florida residents based on the patient's ZIP Code.

Note that city is not always received as part of the initial notification and may be missing while the case is being investigated.

City and county	Cases
Carrabelle, Franklin	10
Golden Beach, Dade	10
Nocatee, Desoto	10
Kindred, Osceola	10
Hollister, Putnam	10
Fort Denaud, Hendry	10
Westville, Holmes	10
Ona, Hardee	10
West Park, Broward	10
Heathrow, Seminole	10
Missing, Suwannee	10
Lake Suzy, Desoto	9
Holt, Okaloosa	9
Goulds, Dade	9
Waldo, Alachua	9
Callaway, Bay	9
Barefoot Bay, Brevard	9
Caryville, Washington	9
Bellview, Escambia	9
Fruit Cove, St. Johns	8
Missing, Glades	8
Ponce Inlet, Volusia	8
Clarksville, Calhoun	8
Sopchoppy, Wakulla	8
Tierra Verde, Pinellas	8
Altoona, Lake	8
Bay Harbor Islands, Dade	8
Balm, Hillsborough	8
Sun City, Hillsborough	8
Missing, Bradford	7
Mangonia Park, Palm Beach	7
Bascom, Jackson	7
Santa Fe, Alachua	7
Dania Beach, Broward	7
Treasure Island, Pinellas	7
Missing, Dixie	7
Inglis, Levy	7
Bayonet Point, Pasco	7
Welaka, Putnam	7
Florahome, Putnam	7
Reunion, Osceola	7
Winter Park, Seminole	7
Lamont, Jefferson	7
Tice, Lee	7
Tyndall Air Force Base, Bay	7
Sydney, Hillsborough	6
Lutz, Pasco	6
Sebastian, Brevard	6
Pinetta, Madison	6
Kathleen, Polk	6
Pensacola Beach, Santa Rosa	6
Unknown, Dade	6
Hampton, Bradford	6
Labelle, Glades	6
Matlacha, Lee	6
North Redington Beach, Pinellas	6
Intercession City, Osceola	6
Walnut Hill, Escambia	6
Eloise, Polk	6

# COVID-19: characteristics of 311,640 Florida resident cases

Data through Jul 15, 2020 verified as of Jul 16, 2020 at 09:25 AM

Data in this report are provisional and subject to change.

The table below includes the cities and counties of residence for cases in Florida residents based on the patient's ZIP Code.

Note that city is not always received as part of the initial notification and may be missing while the case is being investigated.

City and county	Cases
Terra Ceia, Manatee	6
Georgetown, Putnam	6
Missing, Alachua	6
Harmony, Osceola	6
Tioga, Alachua	6
Venus, Highlands	6
Ocean Ridge, Palm Beach	6
Wahneta, Polk	5
Buena Ventura Lakes, Osceola	5
Highland City, Polk	5
Missing, Lafayette	5
Hiawassee, Orange	5
Key Colony Beach, Monroe	5
Destin, Walton	5
Kinard, Calhoun	5
Brooker, Bradford	5
La Crosse, Alachua	5
Fort Mccoy, Marion	5
Missing, Taylor	5
Saint Pete Beach, Pinellas	5
Ponce De Leon, Walton	4
Maitland, Seminole	4
Homeland, Polk	4
Bay Pines, Pinellas	4
Long Boat Key, Manatee	4
Cloud Lake, Palm Beach	4
Penney Farms, Clay	4
Palmdale, Glades	4
Mayport, Duval	4
Mango, Hillsborough	4
Miami, Unknown	4
Siesta Key, Sarasota	4
Ridge Manor, Pasco	4
Lehigh, Lee	4
Tallevast, Manatee	4
Indian Lake Estates, Polk	4
Poinciana, Osceola	4
Ybor City, Hillsborough	4
Kenansville, Osceola	4
Campbellton, Jackson	4
Eaton Park, Polk	4
Perdido Key, Escambia	4
Nichols, Polk	4
West Delray Beach, Palm Beach	4
Ponce De Leon, Holmes	4
Nobleton, Hernando	4
Northdale, Hillsborough	4
At Large, Broward	4
Altamonte Springs, Orange	4
Lorida, Highlands	4
Leisure City, Dade	3
Missing, Franklin	3
Perrine, Dade	3
Port Saint John, Brevard	3
Mount Plymouth, Lake	3
Oneco, Manatee	3
Westchase, Hillsborough	3
Fpo, Duval	3
Elfers, Pasco	3



# COVID-19: characteristics of 311,640 Florida resident cases

Data through Jul 15, 2020 verified as of Jul 16, 2020 at 09:25 AM

Data in this report are provisional and subject to change.

The table below includes the cities and counties of residence for cases in Florida residents based on the patient's ZIP Code.

Note that city is not always received as part of the initial notification and may be missing while the case is being investigated.

City and county	Cases
Cedar Key, Levy	3
City Of Sunrise, Broward	3
Dowling Park, Suwannee	3
Braden River, Manatee	3
Mayport Naval Housing, Duval	3
Hollywood, Unknown	3
Gulf Stream, Palm Beach	3
Miromar Lakes, Lee	3
Missing, Putnam	3
Wabasso, Indian River	3
Enterprise, Volusia	3
Hernando Beach, Hernando	3
Centerville, Leon	3
Lacoochee, Pasco	3
Missing, Okeechobee	3
Steinhatchee, Dixie	3
Saint Marks, Wakulla	3
Eatonville, Orange	3
Micco, Brevard	3
Lynbrook, Broward	3
Lake Monroe, Seminole	3
Captiva, Lee	3
Belleair Bluffs, Pinellas	3
Fort Lauderdale, Unknown	3
Ferndale, Lake	3
Missing, Union	3
Orlando, Seminole	3
Pembroke Park, Broward	3
Palm Shores, Brevard	3
Shady Grove, Taylor	3
Graceville, Holmes	3
Jacksonville, Unknown	3
Candler, Marion	3
Bradley, Polk	3
Palma Sola, Manatee	3
Plymouth, Orange	3
Davenport, Osceola	3
Dinsmore, Duval	3
Ebro, Washington	3
Bonifay, Washington	3
Azalea Park, Orange	3
Duette, Manatee	3
East Lake, Marion	3
Cutler Ridge, Dade	3
Crystal Springs, Pasco	2
Cudjoe Key, Monroe	2
Anna Maria, Manatee	2
Mexico Beach, Bay	2
Madison, Unknown	2
Lealman, Pinellas	2
Panacea, Wakulla	2
Missing, Hamilton	2
Trilby, Pasco	2
Alturas, Polk	2
Lake City, Suwannee	2
Green Acres, Palm Beach	2
Forest City, Orange	2
Lake Harbor, Palm Beach	2
Orlando, Brevard	2

# COVID-19: characteristics of 311,640 Florida resident cases

Data through Jul 15, 2020 verified as of Jul 16, 2020 at 09:25 AM

Data in this report are provisional and subject to change.

The table below includes the cities and counties of residence for cases in Florida residents based on the patient's ZIP Code.

Note that city is not always received as part of the initial notification and may be missing while the case is being investigated.

City and county	Cases
Paxton, Walton	2
Yankeetown, Levy	2
Buckingham, Lee	2
Boca Grande, Lee	2
Laurel, Sarasota	2
Inlet Beach, Bay	2
Hallandale Beach, Broward	2
Fisher Island, Dade	2
Tangerine, Orange	2
Sunny Hills, Washington	2
North Venice, Sarasota	2
Pine Hills, Orange	2
Milton, Escambia	2
Davenport, Orange	2
Hawthorne, Putnam	2
Bagdad, Santa Rosa	2
Archer, Levy	2
Loxahatchee Groves, Palm Beach	2
Lockhart, Orange	2
Saint Lucie West, St. Lucie	2
West Villages, Sarasota	2
University Park, Manatee	2
Unknown, Broward	2
Valkaria, Brevard	2
Longboat Key, Sarasota	2
Earleton, Alachua	2
Gonzalez, Escambia	2
Homosassa Springs, Citrus	2
Clewiston, Palm Beach	2
Aloma, Orange	2
Branford, Lafayette	2
San Carlos Park, Lee	2
Rubonia, Manatee	2
Pompano Beach, Unknown	2
Orange Lake, Marion	2
Sorrento, Orange	2
Lamont, Taylor	2
Land O Lakes, Hillsborough	2
Maxville, Duval	2
Gulf Breeze, Escambia	2
Ft Pierce, St. Lucie	2
Unknown, Seminole	2
Venice, Manatee	2
Sugarloaf, Monroe	2
Union Park, Orange	2
Mulberry, Hillsborough	2
Pasadena, Pinellas	2
Saint Leo, Pasco	2
Sand Lake, Orange	2
West Palm Beach, Unknown	2
Miami, Martin	2
Lake Butler, Bradford	2
Celebration, Orange	2
Goodland, Collier	2
Durant, Hillsborough	2
El Jobean, Charlotte	1
Franklin, Orange	1
Haines City, Orange	1
Clearwater, Hillsborough	1

# COVID-19: characteristics of 311,640 Florida resident cases

Data through Jul 15, 2020 verified as of Jul 16, 2020 at 09:25 AM

Data in this report are provisional and subject to change.

The table below includes the cities and counties of residence for cases in Florida residents based on the patient's ZIP Code.

Note that city is not always received as part of the initial notification and may be missing while the case is being investigated.

City and county	Cases
Apo, Collier	1
Astor, Volusia	1
Austin, Dade	1
Jena, Taylor	1
Lauderhill, Unknown	1
Litchfield Park, Unknown	1
Laurel Hill, Walton	1
Mayport Naval Station, Duval	1
Mount Dora, Orange	1
New Church, Palm Beach	1
Weston, Unknown	1
Winter Springs, Orange	1
Seacrest, Bay	1
West Hollywood, Broward	1
Unknown Out Of Area, Palm Beach	1
Unknown, Duval	1
Pensacola Naval Hospital, Escambia	1
Orange Park, Duval	1
Orlando, Osceola	1
Point Washington, Walton	1
New Smyrna, Volusia	1
North Port, Manatee	1
Pooler, Broward	1
Palma Ceia, Hillsborough	1
Oakland Park, Unknown	1
Okeechobee, Martin	1
Sarasota, Unknown	1
Seacrest, Walton	1
South Palm Beach, Palm Beach	1
St Cloud, Orange	1
Salem, Taylor	1
Samoset, Manatee	1
University Of Miami, Dade	1
Unknown, Manatee	1
Virginia Gardens, Dade	1
Wakulla Springs, Wakulla	1
Twentynine Palms, Broward	1
Windermere, Unknown	1
Xifamk, Dade	1
Miami Dade, Unknown	1
Miamksaohes, Dade	1
Hillsboro Beach, Broward	1
Holder, Citrus	1
Indian River Shores, Indian River	1
Indian Rock Beach, Pinellas	1
Bradenton, Pinellas	1
Cypress Gardens, Polk	1
Everglades National Park, Dade	1
Fanning Springs, Gilchrist	1
Fernandina, Nassau	1
Graham, Bradford	1
Unknown, Volusia	1
Westville, Walton	1
Port Saint Lucie, Palm Beach	1
Rocky Point, Hillsborough	1
Saint Johns, Duval	1
Pensacola Beach, Escambia	1
Pine Castle, Orange	1
Glenwood, Volusia	1

# COVID-19: characteristics of 311,640 Florida resident cases

Data through Jul 15, 2020 verified as of Jul 16, 2020 at 09:25 AM

Data in this report are provisional and subject to change.

The table below includes the cities and counties of residence for cases in Florida residents based on the patient's ZIP Code.

Note that city is not always received as part of the initial notification and may be missing while the case is being investigated.

City and county	Cases
Hallandale, Unknown	1
Homeless, Hillsborough	1
Homeless, Monroe	1
Homeless, Pinellas	1
Hutchinson Island, St. Lucie	1
Alpharetta, Broward	1
Cape Cord, Lee	1
Clarcona, Orange	1
Coconut Ck, Unknown	1
Miccosukee, Leon	1
Milligan, Okaloosa	1
Miami, Lee	1
Sharpes, Brevard	1
Watersound, Bay	1
Unknown, Unknown	1
Unable To Obtain, Palm Beach	1
University Of Tampa, Hillsborough	1
Yeehaw, Okeechobee	1
Ormond Beach, Flagler	1
Mount Dora, Seminole	1
Naples, Lee	1
North Fort Myers, Charlotte	1
North Laud, Unknown	1
Miami Gardens, Unknown	1
Perth Amboy, Hillsborough	1
Panama City, Unknown	1
Rivera Beach, Palm Beach	1
Sanford, Orange	1
Cape Haze, Charlotte	1
Alva, Escambia	1
Bayou George, Bay	1
Clearwater, Pasco	1
Davie, Unknown	1
Homossa, Orange	1
Hudson, Pinellas	1
Indian Creek Village, Dade	1
Jacksonville Naval Air Station, Duval	1
Jacksonville Naval Hospital, Duval	1
Mesa, Unknown	1
Venice, Hillsborough	1
West Bradenton, Manatee	1
Wintergarden, Orange	1
River Ranch, Polk	1
Quail Heights, Dade	1
Ramrod Key, Monroe	1
Seven Springs, Pasco	1
Tallahassee, Unknown	1
The Villages, Marion	1
Orlando, Columbia	1
Palm Beach Shores, Palm Beach	1
Port Everglades, Broward	1
Louisville, Broward	1
Lowell, Marion	1
Laud-By-The-Sea, Broward	1
Lake Como, Putnam	1
Immokalee, Lee	1
Indian Shores, Pinellas	1
Jensen Beach, St. Lucie	1
Jupiter, Duval	1

# COVID-19: characteristics of 311,640 Florida resident cases

Data through Jul 15, 2020 verified as of Jul 16, 2020 at 09:25 AM

Data in this report are provisional and subject to change.

The table below includes the cities and counties of residence for cases in Florida residents based on the patient's ZIP Code.

Note that city is not always received as part of the initial notification and may be missing while the case is being investigated.

City and county	Cases
Boca Raton, Orange	1
Hallandale Beach, Unknown	1
Miamf, Dade	1
Manalapan, Palm Beach	1
Okeechobee, St. Lucie	1
Oklawaha, Marion	1
Olustee, Baker	1
Parker, Bay	1
Switzerland, St. Johns	1
Tampa Palms, Hillsborough	1
Sewalls Point, Martin	1
San Antonio, Unknown	1
Tewksbury, Orange	1
South Daytona Beach, Volusia	1
Tampa, Pinellas	1
Wesley Chapel, Alachua	1
Unknown, Columbia	1
Unknown, Palm Beach	1
Watersound, Walton	1
Fl, Dade	1
Fellsmee, Brevard	1
Estero, Collier	1
Grandin, Putnam	1
Florence Villa, Polk	1
Jacksonville, Clay	1
Hollywood, Dade	1
Bay Lake, Orange	1
Beverly Beach, Flagler	1
Aollywoss, Dade	1
Ar nondale, Hillsborough	1
Celeste, Broward	1
Clermont, Orange	1
Clermont, Polk	1
Cortez, Manatee	1
Doctors Inlet, Clay	1
Woodville, Leon	1
Palm Coast, Orange	1
Saint Cloud, Orange	1
Saint Petersburg, Dade	1
Wimauma, Manatee	1
Telogia, Liberty	1
Scottsmoor, Brevard	1
Logwood, Seminole	1
Loughman, Polk	1
Gastonia, Polk	1
Goldenrod, Seminole	1
Cosselberry, Orange	1
Darien, Pasco	1
Deltona , Volusia	1
Bostwick, Putnam	1
Bartow, Unknown	1
Champions Gate, Polk	1
Chokoloskee, Collier	1
Wewahitchka, Calhoun	1
Winterpark, Unknown	1
Tampa, Orange	1
South Fort Myers, Lee	1
University Of Central Fl, Orange	1
Valrico, Orange	1

# COVID-19: characteristics of 311,640 Florida resident cases

Data through Jul 15, 2020 verified as of Jul 16, 2020 at 09:25 AM

Data in this report are provisional and subject to change.

The table below includes the cities and counties of residence for cases in Florida residents based on the patient's ZIP Code.

Note that city is not always received as part of the initial notification and may be missing while the case is being investigated.

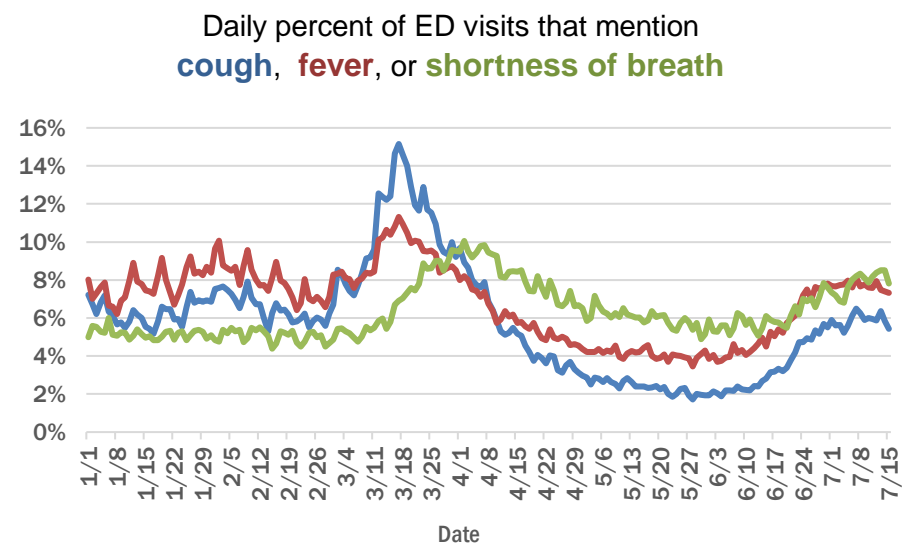
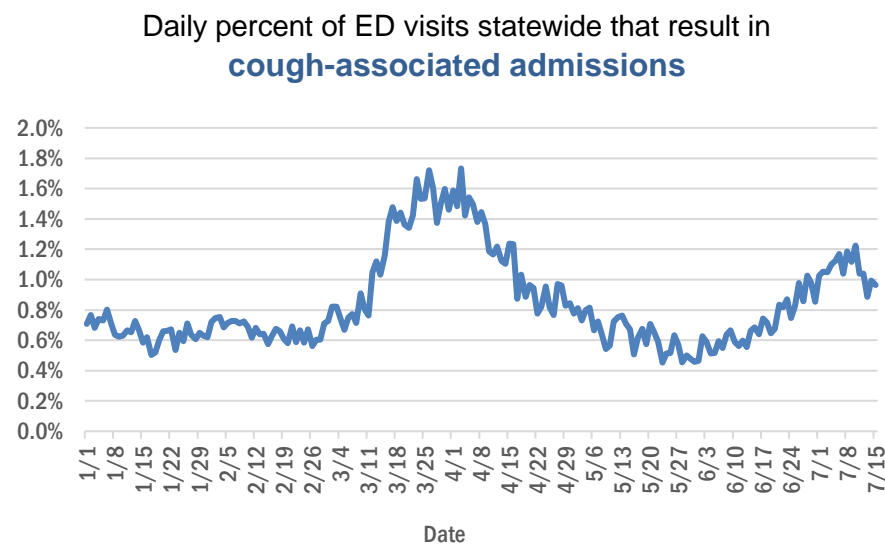
City and county	Cases
Town N Country, Hillsborough	1
Nokomis, Palm Beach	1
Orlando, Orange	1
Ocala, Unknown	1
Ocean Breeze, Martin	1
Saint Cloud, Manatee	1
Redington Beach, Pinellas	1
Live Oak, Columbia	1
Long Key, Monroe	1
Horseshoe Beach, Dixie	1
Hurlburt Field, Okaloosa	1
Hialeah, Unknown	1
Gibsonia, Polk	1
Greenacres, Unknown	1
Apopka, Unknown	1
Alligator Point, Wakulla	1
Bayshore Gardens, Manatee	1
Bonita Springs, Collier	1
Daytona Beach Shores, Volusia	1
Doral, Broward	1
Everett, Dade	1
Everglades City, Collier	1
Fort Charlotte, Charlotte	1
<b>Total</b>	<b>311,640</b>

# COVID-19: additional surveillance information

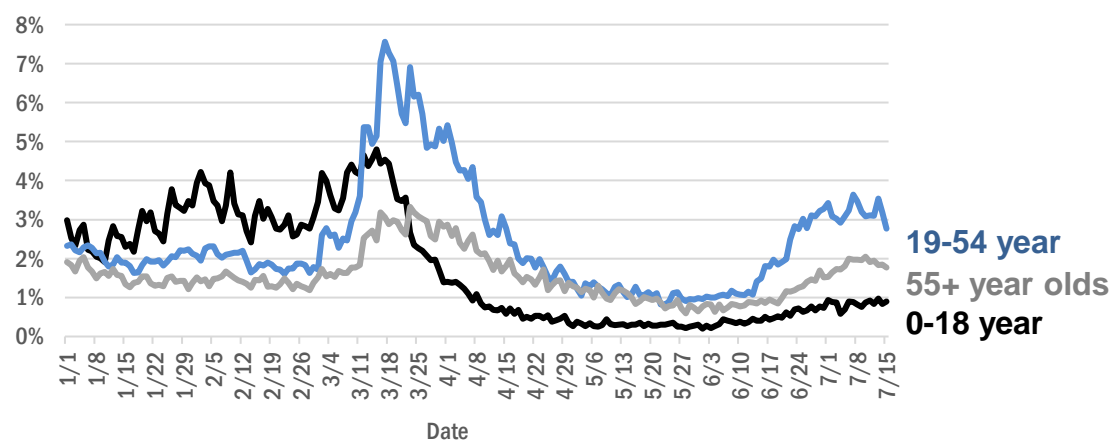
Data through Jul 15, 2020 verified as of Jul 16, 2020 at 09:25 AM

Data in this report are provisional and subject to change.

## Statewide emergency department (ED) chief complaint and admission data



## Daily percent of ED visits statewide that mention cough by age group



The Electronic Surveillance System for the Early Notification of Community-Based Epidemics (ESSENCE-FL) includes chief complaint data from 211 of 212 Florida EDs. Data are transmitted electronically to ESSENCE-FL daily or hourly.

# COVID-19: All persons with tests reported

Data through Jul 15, 2020 verified as of Jul 16, 2020 at 09:25 AM

Data in this report are provisional and subject to change.

The table below includes persons with laboratory results that the Department of Health has received electronically or by mail/fax for Florida residents and non-Florida residents.

County	Awaiting testing	Inconclusive	Negative	Positive	Percent positive	Total tested
Dade	182	865	385,906	75,425	16%	462,196
Broward	78	290	260,788	35,566	12%	296,644
Palm Beach	193	376	174,676	23,711	12%	198,763
Hillsborough	150	221	156,074	21,557	12%	177,852
Orange	321	231	178,325	21,299	11%	199,855
Duval	98	190	136,064	14,992	10%	151,246
Pinellas	40	94	118,665	12,368	9%	131,127
Lee	24	28	74,554	11,721	14%	86,303
Polk	26	72	60,376	8,498	12%	68,946
Collier	150	44	39,971	7,076	15%	47,091
Manatee	2	31	55,430	5,914	10%	61,375
Osceola	66	81	36,341	5,270	13%	41,692
Escambia	19	18	45,294	5,054	10%	50,366
Seminole	29	43	46,129	4,842	9%	51,014
Volusia	20	61	49,422	4,572	8%	54,055
Pasco	47	41	45,589	4,489	9%	50,119
Brevard	11	39	59,963	3,804	6%	63,806
Sarasota	12	22	49,387	3,724	7%	53,133
St. Lucie	204	42	27,500	3,301	11%	30,843
Lake	44	30	43,834	3,009	6%	46,873
Martin	38	32	18,011	2,985	14%	21,028
Leon	11	83	39,061	2,709	6%	41,853
Alachua		17	51,598	2,397	4%	54,012
St. Johns	43	32	27,362	2,178	7%	29,572
Marion	130	21	31,264	2,057	6%	33,342
Clay	9	12	23,003	1,791	7%	24,806
Santa Rosa	1	16	17,490	1,663	9%	19,169
Okaloosa	25	21	18,068	1,623	8%	19,712
Bay	2	24	11,937	1,602	12%	13,563
Indian River	31	11	18,545	1,431	7%	19,987
Charlotte	4	10	16,776	1,313	7%	18,099
Hendry	1	13	5,276	1,310	20%	6,599
Columbia	3	30	7,669	1,087	12%	8,786
Hernando	1	3	12,883	1,016	7%	13,902
Desoto	8	19	6,269	1,015	14%	7,303
Putnam	3	5	8,532	871	9%	9,408
Suwannee		6	4,683	835	15%	5,524
Sumter	45	12	12,216	757	6%	12,985
Gadsden	1	17	6,869	721	9%	7,607
Monroe	38	10	7,857	715	8%	8,582
Citrus	6	8	12,739	702	5%	13,449
Walton		4	4,953	693	12%	5,650
Jackson	4	13	6,241	682	10%	6,936
Highlands	6	14	11,028	656	6%	11,698
Hardee		2	2,884	649	18%	3,535
Nassau	14	19	9,966	626	6%	10,611
Okeechobee	2	7	4,188	597	12%	4,792
Flagler	4	11	10,306	575	5%	10,892



# COVID-19: All persons with tests reported

Data through Jul 15, 2020 verified as of Jul 16, 2020 at 09:25 AM

Data in this report are provisional and subject to change.

The table below includes persons with laboratory results that the Department of Health has received electronically or by mail/fax for Florida residents and non-Florida residents.

County	Awaiting testing	Inconclusive	Negative	Positive	Percent positive	Total tested
Hamilton	1	1	2,922	469	14%	3,392
Madison	1	18	3,551	415	10%	3,984
Unknown		17	3,578	372	9%	3,967
Levy		11	3,993	311	7%	4,315
Liberty		2	2,368	284	11%	2,654
Holmes		4	2,798	265	9%	3,067
Washington	3	1	2,236	225	9%	2,462
Wakulla		8	3,197	223	7%	3,428
Glades		1	597	215	26%	813
Baker	8		3,114	202	6%	3,316
Calhoun	1	7	1,201	198	14%	1,406
Taylor		3	1,888	185	9%	2,076
Gilchrist		5	2,624	176	6%	2,805
Bradford	1	3	3,196	173	5%	3,372
Dixie		1	1,667	146	8%	1,814
Union		1	2,629	133	5%	2,763
Gulf		4	2,365	118	5%	2,487
Jefferson	1	1	1,568	102	6%	1,671
Lafayette		2	650	67	9%	719
Franklin	1	1	1,739	48	3%	1,788
<b>Total</b>	<b>2,163</b>	<b>3,382</b>	<b>2,499,843</b>	<b>315,775</b>	<b>11%</b>	<b>2,819,000</b>

# COVID-19: testing by laboratory

Data through Jul 15, 2020 verified as of Jul 16, 2020 at 09:25 AM

Data in this report are provisional and subject to change.

The numbers in the table below represent the number for whom test results were received by the Department of Health. A person can be tested by more than one laboratory and can have both positive and negative results. **Therefore, the sum of the numbers in each column will be larger than the total number of people tested.**

Reporting lab	Inconclusive	Negative	Positive	Percent positive	Total
QUEST DIAGNOSTICS - TAMPA	1,840	492,767	62,314	11%	556,921
LABORATORY CORPORATION OF AMERICA	452	422,399	58,247	12%	481,098
BIO REFERENCE LABORATORIES, INC	2,188	319,115	51,876	14%	373,179
GENETWORX	654	275,226	22,572	8%	298,452
REALTOX LABS LLC	896	125,895	15,737	11%	142,528
ADVENT HEALTH LAB	101	94,408	11,794	11%	106,303
NORTHWEST LABORATORY	81	102,756	3,075	3%	105,912
CURATIVE_LABS	1,039	66,249	2,086	3%	69,374
MEDICAL DIAGNOSTIC LABORATORIES	346	48,586	5,929	11%	54,861
KORVALABS, INC	355	52,643	1,534	3%	54,532
BIOCOLLECTIONS WORLDWIDE, INC	75	43,979	6,734	13%	50,788
MAYO CLINIC LABORATORIES	73	46,537	3,974	8%	50,584
BAYCARE LABORATORIES LLC	176	41,012	3,939	9%	45,127
QUEST DIAGNOSTICS NICHOLS INSTITUTE, INC.	127	40,349	4,457	10%	44,933
MEMORIAL REGIONAL HOSPITAL SOUTH	16	36,451	7,800	18%	44,267
ORLANDO REG MED CENTER CLINICAL LAB	320	33,787	3,868	10%	37,975
SACRED HEART HOSPITAL LABORATORY	2	34,196	3,233	9%	37,431
BPHL-JACKSONVILLE	10	28,697	5,194	15%	33,901
TAMPA GENERAL HOSPITAL	4	30,934	2,133	6%	33,071
TESTING MATTERS INC		28,733	3,800	12%	32,533
UF PATHLABS	33	30,738	912	3%	31,683
DIATHERIX LABORATORIES		28,294	3,206	10%	31,500
JACKSON MEMORIAL HOSPITAL CLINICAL LAB	79	23,160	4,969	18%	28,208
ARUP LABORATORIES		25,402	1,612	6%	27,014
VIRACOR-EUROFINS LABORATORIES		19,856	6,209	24%	26,065
BPHL-MIAMI	167	18,873	3,400	15%	22,440
SHANDS AT THE UNIVERSITY OF FLORIDA	4	18,319	769	4%	19,092
BPHL-TAMPA (SPECTRUM BLVD)	43	16,228	2,270	12%	18,541
AIT LABORATORIES		15,717	1,714	10%	17,431
LAKELAND REGIONAL MEDICAL CENTER	31	13,849	1,430	9%	15,310
ST VINCENT'S MEDICAL CENTER - RIVERSIDE	1	13,816	1,397	9%	15,214
WALGREENS	9	12,920	2,042	14%	14,971
CAPE CORAL HOSPITAL CLINICAL LABORATORY		12,420	2,186	15%	14,606
BROWARD GENERAL MEDICAL CENTER-CLINICAL LAB	2	11,345	1,398	11%	12,745
STATLAB_MOBILE		10,560	742	7%	11,302
BAPTIST HOSPITAL OF MIAMI CLINICAL LABORATORY	5	9,367	1,598	15%	10,970
ELABNETWORK	1	9,483	881	8%	10,365
SHANDS JACKSONVILLE MEDICAL CENTER INC	31	9,605	668	6%	10,304
CLEVELAND CLINIC HOSPITAL LAB	3	9,007	788	8%	9,798
FLORIDA HOSPITAL - TAMPA	5	8,906	740	8%	9,651
ADVENTHEALTH DAYTONA BEACH	15	8,921	571	6%	9,507
BAPTIST MEDICAL CENTER JACKSONVILLE	1	8,935	522	6%	9,458
NAPLES COMMUNITY HOSPITAL	10	8,465	822	9%	9,297
ST JOSEPHS HOSPITAL LABORATORY	6	7,491	868	10%	8,365
PALMETTO GENERAL HOSPITAL LAB	2	6,131	1,776	22%	7,909
LABCORP BURLINGTON (ELR)	2	7,429	223	3%	7,654
INTEGRATED REGIONAL LABORATORIES LLP		6,488	935	13%	7,423

# COVID-19: testing by laboratory

Data through Jul 15, 2020 verified as of Jul 16, 2020 at 09:25 AM

Data in this report are provisional and subject to change.

The numbers in the table below represent the number for whom test results were received by the Department of Health. A person can be tested by more than one laboratory and can have both positive and negative results. **Therefore, the sum of the numbers in each column will be larger than the total number of people tested.**

Reporting lab	Inconclusive	Negative	Positive	Percent positive	Total
MOUNT SINAI MEDICAL CENTER	3	6,522	637	9%	7,162
MORTON PLANT HOSPITAL-ADLER INSTITUTE	7	6,513	496	7%	7,016
REAL DIAGNOSTICS	77	6,449	465	7%	6,991
JFK MEDICAL CENTER LAB		5,828	1,065	15%	6,893
SARASOTA MEMORIAL HOSPITAL MAIN LAB	12	6,013	506	8%	6,531
SOUTH MIAMI HOSPITAL LAB	8	5,690	806	12%	6,504
TALLAHASSEE MEMORIAL HOSPITAL	1	6,012	396	6%	6,409
SAINT MARY'S MEDICAL CENTER	8	5,421	808	13%	6,237
NORTH FLORIDA REGIONAL MEDICAL CENTER		5,619	428	7%	6,047
MEMORIAL REGIONAL HOSPITAL CLINICAL LABORATORY	6	5,491	407	7%	5,904
BRANDON REGIONAL HOSPITAL		4,976	822	14%	5,798
WELLINGTON REGIONAL MED CTR LAB	3	4,840	773	14%	5,616
FLORIDA HOSPITAL WATERMAN LABORATORY	9	5,199	358	6%	5,566
INDIAN RIVER MEDICAL CENTER LAB		5,225	247	5%	5,472
LARKIN COMMUNITY HOSPITAL	10	4,431	799	15%	5,240
JUPITER MEDICAL CENTER LAB	12	4,446	675	13%	5,133
MILLENNIUM PHYSICIAN GROUP		4,244	831	16%	5,075
NICKLAUS CHILDREN'S HOSPITAL	9	4,254	620	13%	4,883
BAPTIST HOSPITAL OF MIAMI MOLECULAR DIAGNOSTICS	41	4,197	554	12%	4,792
ECCO LAB GROUP CO	128	3,706	875	19%	4,709
DELRAY MEDICAL CENTER	2	4,072	533	12%	4,607
ST ANTHONY'S HOSPITAL LAB	10	4,061	533	12%	4,604
HOMESTEAD HOSPITAL CLINICAL LABORATORY		3,688	900	20%	4,588
AEGIS SCIENCES CORPORATION	26	4,315	222	5%	4,563
MEMORIAL HOSPITAL JACKSONVILLE	8	3,533	812	19%	4,353
ARNOLD PALMER MEDICAL CENTER CLINICAL LAB		4,222	86	2%	4,308
WEST KENDALL BAPTIST HOSPITAL LABORATORY	2	3,437	741	18%	4,180
WINTER HAVEN HOSPITAL CLINICAL LABORATORY	1	3,489	619	15%	4,109
ST JOSEPHS HOSPITAL SOUTH LABORATORY	3	3,480	503	13%	3,986
OSCEOLA REGIONAL MEDICAL CENTER	1	3,278	548	14%	3,827
MEASE COUNTRYSIDE LAB		3,461	343	9%	3,804
GOOD SAMARITAN MEDICAL CENTER LAB	1	3,156	602	16%	3,759
GULF COAST MEDICAL CENTER MICROLAB		2,695	892	25%	3,587
ORANGE PARK MEDICAL CENTER	4	2,864	691	19%	3,559
QUEST DIAGNOSTICS NICHOLS INSTITUTE - SJC (ELR)	4	3,105	425	12%	3,534
BAPTIST MEDICAL CENTER SOUTH		3,220	242	7%	3,462
NEW YORK STATE ELR - SUNRISE MEDICAL LABORATORIES		3,288	77	2%	3,365
LAWNWOOD REGIONAL MEDICAL CENTER		2,908	401	12%	3,309
FLORIDA HOSPITAL HEARTLAND MED CTR CLINICAL LAB	1	2,963	222	7%	3,186
MEMORIAL HOSPITAL WEST LABORATORY SERVICES	7	2,873	290	9%	3,170
APPLIED INGENUITY DIAGNOSTICS LLC		2,987	165	5%	3,152
WESTSIDE REGIONAL MED CTR	1	2,617	516	16%	3,134
WEST BOCA MEDICAL CENTER LAB		2,772	328	11%	3,100
MANATEE MEMORIAL HOSPITAL		2,768	308	10%	3,076

# COVID-19: testing by laboratory

Data through Jul 15, 2020 verified as of Jul 16, 2020 at 09:25 AM

Data in this report are provisional and subject to change.

The numbers in the table below represent the number for whom test results were received by the Department of Health. A person can be tested by more than one laboratory and can have both positive and negative results. **Therefore, the sum of the numbers in each column will be larger than the total number of people tested.**

Reporting lab	Inconclusive	Negative	Positive	Percent positive	Total
HALIFAX MEDICAL CENTER LAB	3	2,664	401	13%	3,068
Lee Memorial Hospital		2,478	543	18%	3,021
AVENTURA HOSPITAL LAB		2,251	769	25%	3,020
HEALTH PARK MEDICAL CENTER CLINICAL LAB		2,408	606	20%	3,014
CLEVELAND CLINIC MARTIN SOUTH HOSPITAL		2,720	241	8%	2,961
MERCY HOSPITAL A CAMPUS OF PLANTATION GEN HOSP LAB		2,265	692	23%	2,957
BROWARD HEALTH NORTH CLINICAL LABORATORY		2,570	387	13%	2,957
FLORIDA HOSPITAL WESLEY CHAPEL	1	2,695	258	9%	2,954
PALM BEACH GARDENS MEDICAL CTR LAB		2,631	281	10%	2,912
NCH NORTH NAPLES HOSPITAL LAB	1	2,601	302	10%	2,904
WEST FLORIDA HOSPITAL LAB		2,323	568	20%	2,891
CORAL SPRINGS MED CTR		2,624	264	9%	2,888
CORAL GABLES HOSPITAL CLINICAL LABORATORY		2,248	639	22%	2,887
DOCTORS HOSPITAL	2	2,303	554	19%	2,859
BAPTIST HOSPITAL LABORATORY	4	2,470	380	13%	2,854
LARGO MEDICAL CENTER		2,478	368	13%	2,846
NORTH SHORE MEDICAL CENTER		2,181	642	23%	2,823
MOFFITT CANCER CENTER	5	2,790	22	1%	2,817
PALMS WEST HOSPITAL LAB		2,237	559	20%	2,796
OAK HILL HOSPITAL		2,517	214	8%	2,731
BETHESDA HOSPITAL EAST		2,430	289	11%	2,719
NORTHWEST MEDICAL CENTER		2,104	561	21%	2,665
FLORIDA HOSPITAL ZEPHYRHILLS		2,452	166	6%	2,618
MARTIN HOSPITAL SOUTH LAB		2,504	90	3%	2,594
FLORIDA HOSPITAL FLAGLER	2	2,342	137	6%	2,481
BLAKE MEDICAL CENTER		2,024	393	16%	2,417
FLORIDA MEDICAL CENTER - A CAMPUS OF NORTH SHORE	2	1,942	387	17%	2,331
REGIONAL MEDICAL CENTER BAYONET POINT	1	2,143	161	7%	2,305
Capital Regional Medical Ctr		1,877	372	17%	2,249
NEMOURS CHILDRENS HOSPITAL		2,193	44	2%	2,237
FLORIDA HOSPITAL OF CARROLLWOOD		1,850	305	14%	2,155
NORTHSIDE HOSPITAL AND HEART INSTITUTE		1,830	297	14%	2,127
MEDICAL CENTER OF TRINITY CLINICAL LABORATORY		1,813	306	14%	2,119
MORTON PLANT-MEASE		1,948	148	7%	2,096
ST JOSEPHS NORTH HOSPITAL LAB		1,858	228	11%	2,086
IMPERIAL POINT MEDICAL CENTER		1,882	195	9%	2,077
PLANTATION GENERAL HOSPITAL		1,554	509	25%	2,063
MARTIN MEMORIAL HEALTH SYSTEM LABORATORY		1,880	154	8%	2,034
FLORIDA HOSPITAL DELAND		1,712	309	15%	2,021
QUEST DIAGNOSTICS - WEST HILLS	2	1,930	70	3%	2,002
OCALA REGIONAL MEDICAL CENTER		1,803	155	8%	1,958
LAKE CITY MEDICAL CENTER		1,535	389	20%	1,924
BAPTIST MEDICAL CENTER - BEACHES		1,812	106	6%	1,918
CARDIOTROPIC LABS		1,502	406	21%	1,908
DR. P. PHILLIPS HOSPITAL		1,803	29	2%	1,832

# COVID-19: testing by laboratory

Data through Jul 15, 2020 verified as of Jul 16, 2020 at 09:25 AM

Data in this report are provisional and subject to change.

The numbers in the table below represent the number for whom test results were received by the Department of Health. A person can be tested by more than one laboratory and can have both positive and negative results. **Therefore, the sum of the numbers in each column will be larger than the total number of people tested.**

Reporting lab	Inconclusive	Negative	Positive	Percent positive	Total
LAKWOOD RANCH MEDICAL CENTER		1,643	151	8%	1,794
CENTRAL FLORIDA REGIONAL HOSPITAL		1,539	230	13%	1,769
WESTCHESTER HOSPITAL	11	1,462	274	16%	1,747
SOUTH FLORIDA BAPTIST HOSPITAL MICRO	1	1,480	242	14%	1,723
GULF COAST MEDICAL CENTER LAB		1,456	242	14%	1,698
ST LUCIE MEDICAL CENTER		1,427	262	16%	1,689
SOUTH LAKE HOSPITAL CLINICAL LAB		1,615	29	2%	1,644
POINCIANA MEDICAL CENTER		1,143	400	26%	1,543
OPTEO LABORATORY		1,500	29	2%	1,529
FLORIDA HOSPITAL NORTH PINELLAS	5	1,410	107	7%	1,522
BAPTIST MEDICAL CENTER - NASSAU		1,438	67	4%	1,505
MEMORIAL HOSPITAL- MIRAMAR	7	1,380	110	7%	1,497
UNIVERSITY HOSPITAL AND MEDICAL CENTER		1,114	337	23%	1,451
LEESBURG REGIONAL MEDICAL CENTER		1,309	137	9%	1,446
MEMORIAL HOSPITAL MICRO		1,292	142	10%	1,434
PHYSICIANS REGIONAL MEDICAL CENTER - PINE RIDGE RD		1,170	260	18%	1,430
LEE HEALTH COCONUT POINT CLINICAL LAB	1	1,155	257	18%	1,413
QUEST DIAGNOSTICS	2	1,159	224	16%	1,385
WEST PALM HOSPITAL LAB		1,182	193	14%	1,375
UNIVERSITY OF MIAMI HOSPITAL	5	900	457	34%	1,362
ST VINCENT'S MEDICAL CENTER - SOUTHSIDE		1,307	26	2%	1,333
ST PETERSBURG GENERAL HOSPITAL		957	374	28%	1,331
WEST MARION COMMUNITY HOSPITAL LAB		1,233	90	7%	1,323
HIALEAH HOSPITAL	3	966	348	26%	1,317
SOUTH SEMINOLE HOSPITAL LABORATORY		1,261	35	3%	1,296
MEASE DUNEDIN HOSPITAL	1	1,175	118	9%	1,294
MEMORIAL HOSPITAL PEMBROKE	2	1,149	132	10%	1,283
CITRUS MEMORIAL HOSPITAL LABORATORY		1,227	31	2%	1,258
OVIEDO MEDICAL CENTER		1,059	188	15%	1,247
FORT WALTON BEACH MEDICAL CENTER		1,093	132	11%	1,225
QUEST DIAGNOSTICS LENEXA	2	1,151	61	5%	1,214
DOCTORS HOSPITAL OF SARASOTA CLINICAL LABORATORY		1,093	108	9%	1,201
CLINICORE LABS		1,112	88	7%	1,200
MEDCOMP SCIENCES LLC	21	861	313	26%	1,195
VISTA CLINICAL		743	442	37%	1,185
BAPTIST NORTH EMERGENCY CENTER		824	350	30%	1,174
FLORIDA HOSPITAL FISH MEMORIAL		923	185	17%	1,108
PALMS OF PASADENA HOSPITAL		951	143	13%	1,094
QUEST NEW ENGLAND	1	1,052	37	3%	1,090
BAYFRONT MEDICAL CENTER		814	260	24%	1,074
LOWER KEYS MEDICAL CENTER		963	70	7%	1,033
QUEST DIAGNOSTICS - MIRAMAR	6	288	685	70%	979
LMHS		901	75	8%	976
RAULERSON HOSPITAL		817	143	15%	960
SOUTH BAY HOSPITAL MICRO		823	134	14%	957
QUEST DIAGNOSTICS - ATLANTA		810	146	15%	956
ORLANDO VA MEDICAL CENTER		852	77	8%	929

# COVID-19: testing by laboratory

Data through Jul 15, 2020 verified as of Jul 16, 2020 at 09:25 AM

Data in this report are provisional and subject to change.

The numbers in the table below represent the number for whom test results were received by the Department of Health. A person can be tested by more than one laboratory and can have both positive and negative results. **Therefore, the sum of the numbers in each column will be larger than the total number of people tested.**

Reporting lab	Inconclusive	Negative	Positive	Percent positive	Total
PUTNAM COMMUNITY MEDICAL CENTER		807	90	10%	897
BARTOW REGIONAL MEDICAL CENTER	1	761	130	15%	892
VIKOR SCIENTIFIC	2	601	283	32%	886
CLEVELAND CLINIC TRADITION HOSPITAL		775	103	12%	878
PHYSICIANS REGIONAL MEDICAL CENTER - COLLIER BLVD	1	729	147	17%	877
BMCT Molecular Diagnostics Subsection		701	176	20%	877
THE VILLAGES REGIONAL HOSPITAL		783	71	8%	854
SUNPATH MEDICAL DIAGNOSTICS LABORATORY	3	760	90	11%	853
TWIN CITIES HOSPITAL		796	56	7%	852
ST VINCENTS CLAY COUNTY		775	22	3%	797
CLEVELAND CLINIC MARTIN NORTH HOSPITAL		678	115	15%	793
FLORIDA HOSPITAL ORLANDO		745	46	6%	791
ADVENTHEALTH OCALA LABORATORY		687	95	12%	782
AMERICAN HEALTH ASSOCIATES	5	479	281	37%	765
BETHESDA HOSPITAL WEST		704	52	7%	756
SYNERGY LABORATORIES	2	702	50	7%	754
LAKESIDE MEDICAL CENTER		460	257	36%	717
HIGHLANDS REGIONAL MEDICAL CENTER		642	68	10%	710
DRS CLACK SPENCER WHITE & MCCORMACK PA D/B/A		571	94	14%	665
QUEST DIAGNOSTICS INFECTIOUS DISEASE INC		282	379	57%	661
ENGLEWOOD COMMUNITY HOSPITAL		606	44	7%	650
CAPSTONE HEALTHCARE		424	207	33%	631
GULF BREEZE HOSPITAL LAB	1	550	73	12%	624
VISTA CLINICAL DIAGNOSTICS		356	267	43%	623
AVENTUS BIOLABS	1	378	236	38%	615
ACCESSDX	5	322	258	44%	585
SACRED HEART-EMERALD COAST		477	85	15%	562
MAKO MEDICAL LABORATORIES	8	209	336	61%	553
BAPTIST EMERGENCY CENTER OAKLEAF		467	83	15%	550
ORLANDO HEALTH		10	512	98%	522
EGLIN AIRFORCE BASE LAB		477	38	7%	515
ACCESS MEDICAL LABORATORIES		203	299	60%	502
MARINERS HOSPITAL		430	61	12%	491
LAB24 INC			468	100%	468
BAPTIST HEALTH EMERGENCY CENTER COUNTRY WALK		399	54	12%	453
PATIENTS CHOICE LABORATORIES		175	276	61%	451
BAPTIST EMERGENCY CENTER CLAY		400	50	11%	450
QUEST DIAGNOSTICS WOOD DALE		404	42	9%	446
MARTIN MEMORIAL HEALTH SYSTEMS LABORATORY		407	33	8%	440
VAMC ORLANDO		296	142	32%	438
PANCARE OF FLORIDA, INC			433	100%	433
LEE MEMORIAL HOSPITAL LAB			410	100%	410
QUEST	1	71	322	82%	394
NCH HEALTHCARE SYSTEM MICROBIOLOGY LAB		1	392	100%	393
QUEST DIAGNOSTICS NICHOLS INSTITUTE	5	349	15	4%	369
QUEST DIAGNOSTICS - IRVING	6	204	155	42%	365
BARDMOOR LABORATORY		300	42	12%	342

# COVID-19: testing by laboratory

Data through Jul 15, 2020 verified as of Jul 16, 2020 at 09:25 AM

Data in this report are provisional and subject to change.

The numbers in the table below represent the number for whom test results were received by the Department of Health. A person can be tested by more than one laboratory and can have both positive and negative results. **Therefore, the sum of the numbers in each column will be larger than the total number of people tested.**

Reporting lab	Inconclusive	Negative	Positive	Percent positive	Total
JACKSON HOSPITAL LAB		310	27	8%	337
LABCORP RTP	1	39	295	88%	335
AVERO DIAGNOSTICS - IRVING		301	31	9%	332
SOUTHEAST ALABAMA MEDICAL CENT		309	23	7%	332
TAMPA COMMUNITY HOSPITAL		202	123	38%	325
NCH NORTHEAST		217	101	32%	318
HEALTHQUEST ESOTERICS		63	255	80%	318
CLARITY LABS		267	49	16%	316
PATHNOSTICS		21	289	93%	310
DAVITA LABS		283	26	8%	309
MEMORIAL PEMBROKE 24/7 CARE CENTER		229	76	25%	305
APPLIED INGENUITY DIAGNOSTICS		272	26	9%	298
BIOREFERENCE LABORATORIES		24	269	92%	293
BIO COLLECTIONS INC	1	151	139	48%	291
ADVANCE MEDICAL OF NAPLES			290	100%	290
NONE		165	121	42%	286
NIGHT LITE PEDIATRICS		160	121	43%	281
PATIENTS FIRST - MAHAN DRIVE		161	113	41%	274
DYNIX DIAGNOSTICS		186	85	31%	271
JACKSON HOSPITAL CLINICAL LABORATORY		221	45	17%	266
ECCOLAB GROUP	1	73	183	71%	257
PWN HEALTH	1	102	150	59%	253
NEW YORK STATE ELR - NORTH SHORE LONG ISLAND JEWISH HEALTH		235	18	7%	253
BOSTON HEART DIAGNOSTICS CORP		236	12	5%	248
NEW YORK STATE ELR - LENCO MEDICAL LABORATORY		234	12	5%	246
PHYSICIANS STAT LAB		132	103	44%	235
LUMINUS DIAGNOSTICS		166	66	28%	232
MAKO GENOMICS		218	11	5%	229
UAB HIGHLANDS LABORATORY		227	1	0%	228
MARTIN MEMORIAL LABORATORY AT ST LUCIE WEST		190	30	14%	220
GENESIS REFERENCE LABORATORIES		1	215	100%	216
NEW YORK STATE ELR - DEPARTMENT OF CLINICAL LABS		209	4	2%	213
INFORM DIAGNOSTICS		211	2	1%	213
MEDSCAN LABORATORY INC		136	72	35%	208
THERADOC		150	54	26%	204
NCF DIAGNOSTICS & DNA TECHNOLOGIES	10	14	178	88%	202
CORE DIAGNOSTIC LABORATORIES LLC		173	23	12%	196
FLO-MEDILAB SERVICES		80	109	58%	189
LABCORP		18	171	90%	189
MILLENNIUM PATHOLOGY			188	100%	188
LAB CORP	1	59	119	66%	179
MINUTECLINIC LLC #3703		146	27	16%	173
LEON MEDICAL CENTERS LLC		134	38	22%	172
HENDRY REGIONAL MEDICAL CENTER		2	169	99%	171
ST CLOUD REGIONAL MEDICAL CENTER		126	41	25%	167
GENESIS MEDICAL LABORATORY MIAMI FL.		78	78	50%	156
NEW YORK STATE ELR - NYU HOSPITALS CENTER CLINICAL LABORATORIES		146	6	4%	152

# COVID-19: testing by laboratory

Data through Jul 15, 2020 verified as of Jul 16, 2020 at 09:25 AM

Data in this report are provisional and subject to change.

The numbers in the table below represent the number for whom test results were received by the Department of Health. A person can be tested by more than one laboratory and can have both positive and negative results. **Therefore, the sum of the numbers in each column will be larger than the total number of people tested.**

Reporting lab	Inconclusive	Negative	Positive	Percent positive	Total
BAPTIST MD ANDERSON CANCER CENTER		151			151
Assurance Scientific Laboratories		123	26	17%	149
ORLANDO VAMC		79	68	46%	147
TENNESSEE DOH - NASHVILLE	1	132	13	9%	146
PATHGROUP LABS LLC		89	52	37%	141
JAY HOSPITAL CLINICAL LABORATORY		118	22	16%	140
ORLANDO VETERANS AFFAIRS MEDICAL CENTER		32	107	77%	139
PATIENT'S FIRST		3	133	98%	136
EXPRESS GENE MOLECULAR DIAGNOSTIC LABORATORY		2	132	99%	134
ASCEND CLINICAL		131	3	2%	134
NCH HEALTHCARE BONITA		92	41	31%	133
CURATIVE LABS		3	130	98%	133
SANFORD REFERENCE LAB		132			132
MEMPHIS PATHOLOGY LABORATORY	1	124	5	4%	130
UNKNOWN		8	121	94%	129
NORTH FLORIDA PEDIATRICS-TALLAHASSEE		114	14	11%	128
NEW YORK STATE ELR - NEW YORK PRESBYTERIAN HOSPITAL CUMC CLINICAL		113	12	10%	125
BMHSI-AEL MICROBIOLOGY LABORATORY	2	102	20	16%	124
UHEALTH CORAL GABLES/LENNAR MED CTR		106	18	15%	124
SMA SPECIALITY MEDICAL LAB		51	71	58%	122
FLAGLER HOSPITAL	3	15	104	85%	122
LABCORP TAMPA	1	16	105	86%	122
MILLENNIUM PATHOLOGY/MICROBIOLOGY LABORATORY			120	100%	120
UAB UNIVERSITY OF ALABAMA HOSPITAL LAB		115	3	3%	118
FLORIDA HOSPITAL WAUCHULA		58	59	50%	117
VAMC WEST PALM LAB			116	100%	116
QUALITOX LABORATORIES		96	20	17%	116
SUNRISE MEDICAL LABORATORIES		82	33	29%	115
NEO GENOMICS - FORT MYERS		112	2	2%	114
LABTECH DIAGNOSTIC		83	30	27%	113
ALLIED HEALTH FORT PIERCE		112			112
INTEGRATED REGIONAL LABORATORIES		99	10	9%	109
BAY PINES VAMC CLINICAL LABORATORY		1	106	99%	107
LEHIGH REGIONAL MEDICAL CENTER LAB		95	12	11%	107
ASAP LAB LLC		90	17	16%	107
HOLMES REGIONAL MEDICAL CENTER		3	103	97%	106
FLORIDA LABORATORY ANALYSIS		27	79	75%	106
BIOCERNA LLC	2	59	43	41%	104
AVECINA MEDICAL OAKLEAF		7	96	93%	103
NEW YORK STATE ELR - MOUNT SINAI LABORATORY		94	7	7%	101
HOLY CROSS HOSPITAL LABORATORY			100	100%	100
NEW YORK STATE ELR - NEW YORK HOSPITAL LABORATORIES		94	5	5%	99
MILLENNIUM LAB SERVICES			98	100%	98
JAMES A. HALEY VETERANS MICRO LAB			98	100%	98
BUREAU OF CLINICAL LABORATORIES		81	17	17%	98
STEWART REFERENCE LABORATORY			97	100%	97
DIAGNOSTIC SOLUTIONS		3	90	97%	93



# COVID-19: testing by laboratory

Data through Jul 15, 2020 verified as of Jul 16, 2020 at 09:25 AM

Data in this report are provisional and subject to change.

The numbers in the table below represent the number for whom test results were received by the Department of Health. A person can be tested by more than one laboratory and can have both positive and negative results. **Therefore, the sum of the numbers in each column will be larger than the total number of people tested.**

Reporting lab	Inconclusive	Negative	Positive	Percent positive	Total
IRL MARKET LAB		60	33	35%	93
PALM BEACH COUNTY HEALTH DEPT LAB		91	1	1%	92
ADVENTHEALTH LAB			92	100%	92
ROSEN MEDICAL CENTER		83	7	8%	90
SPARROW HEALTHCARE		1	88	99%	89
CENTRA CARE			87	100%	87
GENETWORKX		15	71	83%	86
VETERANS AFFAIRS MEDICAL CENTER LAB			83	100%	83
MICROGEN DX		1	81	99%	82
AKESOGEN		78	3	4%	81
USAFSAM/PHE		23	56	71%	79
MEDICAL DIAGNOSTICS LABORATORIES,INC		16	59	79%	75
ADVENT HEALTH DAYTONA		1	72	99%	73
NONA SCIENTIFIC			72	100%	72
MAYO CLINIC LABS - ROCHESTER MAIN CAMPUS		71	1	1%	72
GESSLER CLINIC			71	100%	71
ST JUDE CHILDREN'S RESEARCH HOSPITAL		65	6	8%	71
Highlands Regional Hospital		63	6	9%	69
CURATIVE LABS INC		12	57	83%	69
CENTRAL FLORIDA HEALTH CARE		46	21	31%	67
FLORIDA COMMUNITY HEALTH CENTERS INC			67	100%	67
NEW YORK STATE ELR - ENZO CLINICAL LABS INC		65	1	2%	66
FLORIDA HOSPITAL HEARTLAND MED CTR LAKE PLACID		52	14	21%	66
P4 CLINICAL, LLC		1	62	98%	63
DAVITA LABORATORY SERVICES		48	14	23%	62
NITE LITE PEDIATRICS		22	40	65%	62
UR MEDICINE LABS- CENTRAL LABORATORY		62			62
AEL- MEMPHIS		17	44	72%	61
MARTIN MEMORIAL MEDICAL CENTER LAB		10	49	83%	59
HOLY CROSS HOSPITAL		1	57	98%	58
ACUTIS DIAGNOSTICS		49	9	16%	58
AVERO DIAGNOSTICS		46	11	19%	57
CENTRACARE		1	55	98%	56
FAST TRACK URGENT CARE CENTER			55	100%	55
GENE BY GENE			55	100%	55
FINLAY CLINICAL LABORATORY		24	29	55%	53
AVECINA MEDICAL SOUTHSIDE		29	24	45%	53
BROWARD HEALTH MEDICAL CENTER		1	51	98%	52
VAMC LAKE CITY		51	1	2%	52
BAPTIST HEALTH SOUTH FLORIDA		3	48	94%	51
SARASOTA CO. HEALTH DEPT # 58		40	11	22%	51
VAMC BAY PINES		1	49	98%	50
INTERCOASTAL MEDICAL GROUP			50	100%	50
P4 DIAGNOSTIX LABORATORY NETWORK		1	48	98%	49
NEW YORK STATE ELR - WADSWORTH HEALTH CENTER		46	3	6%	49
REAL DIAGNOSTIC	1	33	15	31%	49
LABCORP BURLINGTON (LPP)		10	39	80%	49

# COVID-19: testing by laboratory

Data through Jul 15, 2020 verified as of Jul 16, 2020 at 09:25 AM

Data in this report are provisional and subject to change.

The numbers in the table below represent the number for whom test results were received by the Department of Health. A person can be tested by more than one laboratory and can have both positive and negative results. **Therefore, the sum of the numbers in each column will be larger than the total number of people tested.**

Reporting lab	Inconclusive	Negative	Positive	Percent positive	Total
MILLENIUM PHYSICIANS GROUP			48	100%	48
ARTHREX MEDICAL CENTER		27	20	43%	47
H LEE MOFFITT CANCER CENTER MICRO		46			46
ORLANDO VA PALMS		2	44	96%	46
FULGENT DIAGNOSTICS	3	36	6	13%	45
BIOREFERENCE LABORATORY		1	44	98%	45
HOSPITAL FOR SPECIAL SURGERY		43	1	2%	44
MEDARBOR DIAGNOSTICS		1	43	98%	44
UNITED CLINICAL LABORATORY LLC			43	100%	43
HURLBURT FIELD CLINIC		23	19	45%	42
QUEST TAMPA (NEW YORK ELR)		32	9	22%	41
NEW YORK STATE ELR - EMPIRECITY LABORATORIES		35	5	13%	40
LEON MEDICAL CENTER			40	100%	40
BAYCARE LAB		1	39	98%	40
FISHERMENS HOSPITAL CLINICAL LAB		37	2	5%	39
C.W. BILL YOUNG VA MEDICAL CENTER		3	36	92%	39
EGLIN REGIONAL MEDICAL CENTER		4	35	90%	39
HEALTH FIRST-HOLMES REGIONAL			38	100%	38
NAVY HOSPITAL			38	100%	38
WUESTHOFF REF LABORATORY			38	100%	38
TOM LEE COMMUNITY HEALTH CENTER			37	100%	37
VHA PUBLIC HEALTH REFERENCE LABORATORY- PALO ALTO		27	10	27%	37
FLORIDA HOSPITAL NEW SMYRNA		4	32	89%	36
IRL		4	31	89%	35
MORTON PLANT HOSPITAL			35	100%	35
ST. CLOUD MEDICAL GROUP		35			35
RCA LABORATORY SERVICES, LLC		5	29	85%	34
MAVERICK LABS			34	100%	34
SANTA ROSA MEDICAL CENTER			34	100%	34
CLINICAL REFERENCE LABORATORY		30	4	12%	34
VA MEDICAL CENTER		7	26	79%	33
PROVIDENCE HOSPITAL LABORATORY		32	1	3%	33
AMELIA URGENT CARE			32	100%	32
AVECINA MEDICAL JULINGTON		6	26	81%	32
BioReference Laboratories, Inc		21	10	32%	31
QUEST DIAGNOSTICS-VERO BEACH-37TH ST		31			31
SMA MEDICAL LABORATORY		8	23	74%	31
DYNAMIC MEDICAL USA			30	100%	30
LAB CORP RTP	1	2	27	90%	30
LAB CORP TAMPA			30	100%	30
DESOTO MEMORIAL HOSPITAL LAB			30	100%	30
FLORIDA CLINICAL LABORATORY-BIOREFERENCE LABORATORIES		2	28	93%	30
NEW YORK STATE ELR - KALEIDA HEALTH CENTER FOR LABORATORY		26	4	13%	30
EAST MANATEE FAMILY	1		28	97%	29
MEDICAL DIAGNOSTIC LAB		1	28	97%	29
CAREMOUNT MEDICAL - PATHOLOGY		29			29
SOLARIS DIAGNOSTICS		2	27	93%	29

# COVID-19: testing by laboratory

Data through Jul 15, 2020 verified as of Jul 16, 2020 at 09:25 AM

Data in this report are provisional and subject to change.

The numbers in the table below represent the number for whom test results were received by the Department of Health. A person can be tested by more than one laboratory and can have both positive and negative results. **Therefore, the sum of the numbers in each column will be larger than the total number of people tested.**

Reporting lab	Inconclusive	Negative	Positive	Percent positive	Total
UNIVERSITY OF MIAMI HOSPITAL & CLINICS		23	5	18%	28
NEW YORK STATE ELR - MONTEFIORE MEDICAL CENTER LABORATORIES - MOSES		21	6	22%	27
SOUTH LAKE HOSPITAL		1	26	96%	27
UNKNOWN - BAD FACILITY CODE		2	25	93%	27
P4CLINICAL	3	1	23	85%	27
FINLAY CLINICAL LABORATORY INC		26	1	4%	27
TRADITION MEDICAL CENTER LABORATORY		7	20	74%	27
BAYCARE HEALTH SYSTEM		1	26	96%	27
DEPARTMENT OF VETERANS AFFAIRS JAMES A. HALEY VETERANS HOSPITAL			27	100%	27
CDC		17	9	35%	26
AMERICAN PATHOLOGY PARTNERS		25	1	4%	26
INTEGRITY LABORATORIES			26	100%	26
MORTON PLANT HOSPITAL/LAB		1	25	96%	26
FAWCETT MEMORIAL HOSPITAL-LAB		1	25	96%	26
NAVAL HOSPITAL - JACKSONVILLE		1	25	96%	26
ALL CHILDREN'S HOSPITAL LAB		1	25	96%	26
QUEST DIAGNOSTIC INC		2	23	92%	25
TAMPA GENERAL HOSPITAL CLINICAL LAB			25	100%	25
SUNCOAST LABS			25	100%	25
CAPITAL REGIONAL MEDICAL CENTER		1	24	96%	25
SACRED HEART HOSPITAL ON THE GULF		10	14	58%	24
ORLANDO REGIONAL MEDICAL CENTER		1	23	96%	24
LABORATORY DYNAMICS		20	3	13%	23
HUNTSVILLE HOSPITAL LABORATORY		18	5	22%	23
LABORATORY CORP OF AMERICA	1	4	18	78%	23
ST JOSEPHS CHILDRENS OUTREACH			23	100%	23
ADVENTHEALTH CENTRA CARE OVIEDO		5	18	78%	23
LABFIRST - DEPARTMENT OF PATHOLOGY		23			23
MOBILE INFIRMARY MED CENTER PATH LAB		20	2	9%	22
ST. ANTHONY'S HOSPITAL			22	100%	22
Quest Diag Unspecifd		4	18	82%	22
PENNSYLVANIA DEPT OF HEALTH		19	3	14%	22
ST VINCENT'S BIRMINGHAM LABORATORY		22			22
BAYFRONT HEALTH BROOKSVILLE			21	100%	21
MID-FLORIDA PATHOLOGY		9	12	57%	21
JACKSON MEMORIAL HOSPITAL			21	100%	21
NEW YORK STATE ELR - NEWYORK-PRESBYTERIAN/QUEENS DIAGNOSTIC		20	1	5%	21
QDX PATHOLOGY SERVICES		13	8	38%	21
ST. CLOUD HOSPITAL		20			20
ST. MARY'S MEDICAL CENTER LAB			20	100%	20
QUEST DIAGNOSTICS NICHOLS INSTITUTE- LPP		3	17	85%	20
MIAMI VAMC			20	100%	20
BROWARD HEALTH CORAL SPRINGS EPIDEMIOLOGY DEPT			20	100%	20
MIAMI BEACH COMMUNITY HEALTH CENTER			20	100%	20
CHILDREN'S HOSPITAL OF ALABAMA		20			20
NEW PLANT CITY FAMILY CARE			19	100%	19
SANFORD LABORATORIES		19			19

# COVID-19: testing by laboratory

Data through Jul 15, 2020 verified as of Jul 16, 2020 at 09:25 AM

Data in this report are provisional and subject to change.

The numbers in the table below represent the number for whom test results were received by the Department of Health. A person can be tested by more than one laboratory and can have both positive and negative results. **Therefore, the sum of the numbers in each column will be larger than the total number of people tested.**

Reporting lab	Inconclusive	Negative	Positive	Percent positive	Total
ACCU REFERENCE MEDICAL LAB			19	100%	19
QUEST DIAGNOSTICS INC.			19	100%	19
NEW YORK STATE ELR - WHITE PLAINS HOSPITAL CENTER LAB		19			19
NEW YORK STATE ELR - STONY BROOK UNIVERSITY MEDICAL CENTER		16	3	16%	19
MED HEALTH SERVICES		18	1	5%	19
VAMC GAINESVILLE		2	17	89%	19
INTEGRATED REGIONAL LABORATORIES - LARGO			19	100%	19
325TH MEDICAL GROUP			19	100%	19
KENDALL REGIONAL MEDICAL CENTER LAB			18	100%	18
ADVENT HEALTH FISH MEMORIAL		2	16	89%	18
STONE WASH CLINICAL LABORATORIES		2	16	89%	18
ALLSOUTH URGENT CARE			18	100%	18
PATRICK AIR FORCE BASE		1	17	94%	18
NEW YORK STATE ELR - CATHOLIC HEALTH SYSTEM DEPT LABORATORY		17			17
WATSON CLINIC LLP SOUTH			17	100%	17
MIAMI VA HEALTHCARE SYSTEM			17	100%	17
MACDILL AIRFORCE BASE MICRO		14	3	18%	17
HEALTH FIRST-PALM BAY			17	100%	17
AMERICAN RESEARCH LABS		1	16	94%	17
CLEVELAND CLINIC FOUNDATION		9	8	47%	17
LABORATORY SPECIALISTS OF MICHIGAN			16	100%	16
ARUP		4	12	75%	16
LABCORP BIRMINGHAM		4	12	75%	16
VA		15	1	6%	16
NEW YORK STATE ELR - BROOKDALE UNIVERSITY HOSPITAL		16			16
MY CLINICAL LAB			16	100%	16
TGH		1	15	94%	16
MADISON CORE LABORATORIES		15	1	6%	16
POPLAR HEALTHCARE PLLC	1	10	5	31%	16
QUESTDIAGNOSTICS INCORPORATED		1	14	93%	15
IPSUM DIAGNOSTICS			15	100%	15
PALO ALTO VA MEDICAL CENTER		1	14	93%	15
DIATHERIX		13	2	13%	15
NXGEN MDX		11	4	27%	15
CITRUS MEMORIAL HEALTH SYSTEM LAB		1	14	93%	15
PRIVA PATH LABS			15	100%	15
FLORIDA DEPARTMENT OF HEALTH		10	5	33%	15
UNITED CLINICAL LABS			15	100%	15
INTERLAB		1	14	93%	15
TIDE LABORATORIES		4	10	71%	14
PARRISH MEDICAL CENTER		1	13	93%	14
HEALTH CENTRAL HOSPITAL			14	100%	14
QUEST DIAGNOSTICS NICHOLS INSTITUTE - SJC (LPP)		10	4	29%	14
PACIFIC ANALYTICS			14	100%	14
QUEST DIAGNOSTICS INCORPORATED			14	100%	14
CORE DIAGNOSTIC LABORATORIES			14	100%	14
GRAVITY DIAGNOSTICS		9	5	36%	14

# COVID-19: testing by laboratory

Data through Jul 15, 2020 verified as of Jul 16, 2020 at 09:25 AM

Data in this report are provisional and subject to change.

The numbers in the table below represent the number for whom test results were received by the Department of Health. A person can be tested by more than one laboratory and can have both positive and negative results. **Therefore, the sum of the numbers in each column will be larger than the total number of people tested.**

Reporting lab	Inconclusive	Negative	Positive	Percent positive	Total
PHYSICIANS REGIONAL HEALTHCARE SYSTEM			14	100%	14
ST. JOSEPHS HOSPITAL			13	100%	13
SEBASTIAN RIVER MEDICAL CENTER		6	7	54%	13
NEW YORK STATE ELR - UNIVERSITY HOSPITAL, STONY BROOK SOUTHAMPTON		13			13
MEDCOMP SCIENCES			13	100%	13
CENTRA CARE CONWAY			13	100%	13
MILLENNIUM PHYSICIAN GROUP LCC			13	100%	13
XERA MED RESEARCH			13	100%	13
CAPE CANAVERAL HOSPITAL			13	100%	13
GENPATH			13	100%	13
ASSOCIATED CLINICAL LABORATORIES		13			13
LAB			12	100%	12
WHITE WILSON MEDICAL CENTER CLINIC			12	100%	12
US BIOTEK LABORATORIES			12	100%	12
NEW YORK STATE ELR - WILSON MEMORIAL REGIONAL MEDICAL CENTER		12			12
OUT OF STATE		12			12
SHORELINE PHYSICIAN GROUP			12	100%	12
PROTEUS MOLECULAR AND CLINICAL LAB		8	4	33%	12
ADVANCED URGENT CARE		10	2	17%	12
ALL CHILDREN'S HOSPITAL/LAB			12	100%	12
BIO-REFERENCE LABORATORIES			12	100%	12
FLORIDA DEPT OF HEALTH		4	8	67%	12
LECONTE MEDICAL CENTER LAB		10	2	17%	12
NEW YORK STATE ELR - QUEST DIAGNOSTICS INCORPORATED		9	3	25%	12
BROWARD DIALYSIS			12	100%	12
NEW YORK STATE ELR - LENOX HILL HOSPITAL		11	1	8%	12
DEPARTMENT OF VETERANS AFFAIRS MEDICAL CENTER			12	100%	12
TOTAL RENAL LABORATORIES INC		7	5	42%	12
SEVEN RIVERS REGIONAL MEDICAL CENTER		1	11	92%	12
MOFFITT CANCER CENTER		9	2	18%	11
FLORIDA COMMUNITY HEALTH CENTER OF ST. LUCIE			11	100%	11
UNIVERSITY HEALTH SYSTEM INC		11			11
INDIAN RIVER MEDICAL CENTER		11			11
SUNQUEST		2	9	82%	11
ANNE BATES LEACH EYE HOSPITAL/ ABLEH MICROBIOLOGY LABORATORY		10	1	9%	11
DOCTORS MEMORIAL HOSPITAL		6	5	45%	11
JACKSON HEALTH SYSTEM			11	100%	11
REFUAH HEALTH CENTER LABORATORY		11			11
BAY MEDICAL CENTER SACRED HEART HEALTH SYSTEM			11	100%	11
DELRAY MEDICAL CENTER LAB			11	100%	11
DOH		1	10	91%	11
AMERICAN ESOTERIC LABORATORIES			11	100%	11
LAB INTERMARKET FACILITY LAB			11	100%	11
GARCIA CLINICAL LABORATORY		1	10	91%	11
ST FRANCIS HOSPITAL		8	3	27%	11
VIERA HOSPITAL			10	100%	10
ESCAMBIA COMMUNITY CLINIC			10	100%	10

# COVID-19: testing by laboratory

Data through Jul 15, 2020 verified as of Jul 16, 2020 at 09:25 AM

Data in this report are provisional and subject to change.

The numbers in the table below represent the number for whom test results were received by the Department of Health. A person can be tested by more than one laboratory and can have both positive and negative results. **Therefore, the sum of the numbers in each column will be larger than the total number of people tested.**

Reporting lab	Inconclusive	Negative	Positive	Percent positive	Total
LAKE BALDWIN CBOC		9	1	10%	10
GRAVITY DIAGNOSTICS, LLC		3	7	70%	10
LABCORP INC		1	9	90%	10
BAYFRONT		8	2	20%	10
NEW JERSEY DEPARTMENT OF HEALTH COMMUNICABLE DISEASE SERVICE		3	7	70%	10
BROWARD HEALTH CARE			10	100%	10
LABCORP - MIAMI		4	6	60%	10
PARKWEST MEDICAL CENTER		9	1	10%	10
BAPTIST SOUTH MEDICAL CENTER		2	8	80%	10
NEW YORK STATE ELR - ROCHESTER GENERAL HOSPITAL LABORATORY		9	1	10%	10
MED ARBOR			10	100%	10
PARK WEST MEDICAL CENTER		10			10
SELECT REFERENCE LABORATORIES, LLC			9	100%	9
PALM BAY HOSPITAL		1	8	89%	9
VENICE REGIONAL MEDICAL CENTER			9	100%	9
BAPTIST CLAY			9	100%	9
CLARITY LAB SOLUTIONS		3	6	67%	9
LAB PLUS, LLC AT SAINT THOMAS WEST HOSPITAL		7	2	22%	9
UVMMC MICROBIOLOGY		9			9
PATHGROUP LABS			9	100%	9
UPMC CHAUTAUQUA AT WCA LABORATORY		9			9
CORE LABORATORY		1	8	89%	9
ST. JOSEPH HOSPITAL LAB			9	100%	9
EXPERTUS LABORATORIES INC		8	1	11%	9
MICHIGAN DEPARTMENT OF HEALTH AND HUMAN SERVICES			9	100%	9
NEW YORK STATE ELR - WESTCHESTER MEDICAL CENTER		9			9
DIAGNOSTIC LABORATORY OF OKLAHOMA		9			9
NORTH SHORE UNIVERSITY HOSPITAL LABORATORY		9			9
USA HEALTH UNIVERSITY HOSPITAL CLINICAL LABORATORY		9			9
ST JOSEPHS HOSPITAL			8	100%	8
WESTPAC LABS			8	100%	8
HEALTH FIRST-VIERA HOSPITAL			8	100%	8
NEW YORK STATE ELR - QUEST DIAGNOSTICS NICHOLS		7	1	13%	8
EAST ALABAMA MEDICAL CENTER LABORATORY		6	2	25%	8
CONSOLIDATED LAB SERVICES		8			8
THE COMMONWEALTH OF MASSACHUSETTS			8	100%	8
NORTH CAROLINA DEPARTMENT OF HEALTH & HUMAN SERVICES			8	100%	8
QUEST INFECTIOUS DISEASE	1	3	4	50%	8
ST MARY'S MEDICAL CENTER		1	7	88%	8
ST JOSEPH'S HEALTHLINE		1	7	88%	8
MOLECULAR TESTING LABS			8	100%	8
LABCORP - CLEARWATER		3	5	63%	8
BAYCARE OUTREACH LABORATORY SERVICES		1	7	88%	8
GENEUS DIAGNOSTICS			8	100%	8
DEVANSH LAB WERKS INC		6	2	25%	8
MAYO CLINIC DEPT OF LAB MED PATHOLOGY			8	100%	8
MINUTE CLINIC INCORPORATE		7	1	13%	8

# COVID-19: testing by laboratory

Data through Jul 15, 2020 verified as of Jul 16, 2020 at 09:25 AM

Data in this report are provisional and subject to change.

The numbers in the table below represent the number for whom test results were received by the Department of Health. A person can be tested by more than one laboratory and can have both positive and negative results. **Therefore, the sum of the numbers in each column will be larger than the total number of people tested.**

Reporting lab	Inconclusive	Negative	Positive	Percent positive	Total
JACKSON NORTH MEDICAL CENTER		1	7	88%	8
WATSON CLINIC LLP MAIN			7	100%	7
CBS LABORATORY		1	6	86%	7
NEW YORK STATE ELR - CATHOLIC HEALTH SERVICES REGIONAL LABORATORY		5	2	29%	7
SOUTHEAST ALABAMA MEDICAL CENTER			7	100%	7
NORTH BAY HOSPITAL			7	100%	7
MACDILL AFB HOSPITAL		1	6	86%	7
LONGLEAF DIAGNOSTIC LABORATORIES		2	5	71%	7
SMA LAB		3	4	57%	7
NO NAME		5	2	29%	7
BIO REFERNCE LABORATORIES		2	5	71%	7
CENTRA CARE - SAND LAKE			7	100%	7
PREMIER MEDICAL LABORATORY SERVICES			7	100%	7
CAYUGA MEDICAL CENTER AT ITHACA		6	1	14%	7
NEW YORK STATE ELR - ERIE COUNTY MEDICAL CTR CLINICAL LABS		7			7
LEE MEMORIAL LAB GULF COAST			6	100%	6
DYNAMIC DNA LAB			6	100%	6
TRUE HEALTH DIAGNOSTICS		1	5	83%	6
ARCHBOLD MEMORIAL HOSPITAL/LAB		3	3	50%	6
NORTHWELL HEALTH PLAINVIEW HOSPITAL LABORATORY		5	1	17%	6
FLORIDA DEPARTMENT OF HEALTH IN LAKE COUNTY		3	3	50%	6
AMERICAN HEALTH ASSOCIATES OF TAMPA			6	100%	6
ST JOSEPH HOSPITAL		5	1	17%	6
PENSACOLA PEDIATRICS			6	100%	6
MICHIGAN DEPARTMENT OF COMMUNITY HEALTH		1	5	83%	6
VAMC			6	100%	6
SACRED HEART HEALTH SYSTEM			6	100%	6
VENICE REGIONAL MEDICAL LAB SERVICES			6	100%	6
WOLFSON CHILDREN'S HOSPITAL			6	100%	6
LEE COUNTY HEALTH DEPARTMENT		4	2	33%	6
ST. JOSEPH'S HOSPITAL LAB			6	100%	6
PRIDE DIAGNOSTICS		6			6
NIGHT LITE PEDIATRICS URGENT CARE			6	100%	6
NEW YORK STATE ELR - JAMES J PETERS VA MEDICAL CENTER		4	2	33%	6
HEALTHLINK DIAGNOSTIC LABORATORIES		1	5	83%	6
CLINICAL RESEARCH SEQUENCING PLATFORM			6	100%	6
ST VINCENTS MEDICAL CENTER RIVERSIDE NURSING			6	100%	6
FULGENT GENETICS		3	3	50%	6
STATE LAB		1	5	83%	6
PERSONALIZED GENETIC TESTING			6	100%	6
PRATTVILLE BAPTIST HOSPITAL		5	1	17%	6
CLEVELAND CLINIC			6	100%	6
DOCTOR'S IN HOUSE LAB			6	100%	6
NEW YORK STATE ELR - JAMAICA HOSPITAL MEDICAL CENTER		6			6
PATHOGENIUS LABORATORIES		2	3	60%	5
ADVENT HEALTH CENTRA CARE: WATERFORD LAKES			5	100%	5
GENESIS DIAGNOSTICS			5	100%	5

# COVID-19: testing by laboratory

Data through Jul 15, 2020 verified as of Jul 16, 2020 at 09:25 AM

Data in this report are provisional and subject to change.

The numbers in the table below represent the number for whom test results were received by the Department of Health. A person can be tested by more than one laboratory and can have both positive and negative results. **Therefore, the sum of the numbers in each column will be larger than the total number of people tested.**

Reporting lab	Inconclusive	Negative	Positive	Percent positive	Total
BAY PINES VA		1	4	80%	5
ARNOT OGDEN MEDICAL CENTER LABORATORY		5			5
CHILDREN'S HOSPITAL OF PHILADELPHIA		5			5
ST ELIZABETH MEDICAL CENTER LABORATORY		5			5
NEW YORK STATE ELR - ST PETER'S BENDER LABORATORY		5			5
HEALTH FIRST CAPE CANAVERAL HOSPITAL			5	100%	5
EMERGENCY PHYSICIANS MEDICAL CENTER			5	100%	5
ST ANTHONY NORTH			5	100%	5
CANTON-POTSDAM HOSPITAL LABORATORY		5			5
AEL KNOXVILLE			5	100%	5
ST VINCENT'S EAST LABORATORY		5			5
CONNECTICUT DEPARTMENT OF HEALTH		4	1	20%	5
BIOTECH			5	100%	5
JFK MEDICAL CENTER NORTH LAB			5	100%	5
MEDICAL LABORATORY DIAGNOSTICS			5	100%	5
DOH JACKSONVILLE CENTRAL LABORATORY		3	2	40%	5
UPMC HEALTH SYSTEM		4	1	20%	5
UNIVERSITY HOSPITAL - STONY BROOK EASTERN		5			5
PALM BEACH PATHOLOGY		4	1	20%	5
BOCA RATON REGIONAL HOSPITAL LAB			5	100%	5
CLINICAL PATHOLOGY LABORATORIES, INC.			5	100%	5
ST CATHERINE OF SIENA HOSPITAL		5			5
SPECIALITY LABORATORIES,INC		4	1	20%	5
FRANCES WARDE MEDICAL LABORATORY		2	3	60%	5
BROWARD COUNTY HEALTH DEPT.			5	100%	5
SOUTH SEMINOLE HOSPITAL		1	4	80%	5
XRL SXF REF LAB		5			5
LABCORP BURLINGTON CYTO		4	1	20%	5
NEW YORK STATE ELR - BRONX LEBANON HOSPITAL-MEDICAL CENTER		4	1	20%	5
HUNTINGTON HOSPITAL LABORATORY		4	1	20%	5
TAMIAMI LAB MILLENNIUM			5	100%	5
NEW YORK STATE ELR - GOOD SAMARITAN HOSPITAL LABORATORY		5			5
NEW YORK STATE ELR - SARATOGA HOSPITAL LABORATORY		5			5
ADVENTHEALTH CENTRA CARE ORMOND BEACH			5	100%	5
WUESTHOFF MEDICAL CENTER-MELBOURNE			5	100%	5
NEW YORK STATE ELR - LOURDES HOSPITAL INC		5			5
NEW YORK STATE ELR - VASSAR BROTHERS MEDICAL CENTER LABORATORY		5			5
NEW YORK PRESBYTERIAN - ALLEN HOSPITAL		5			5
MINUTECLINIC DIAGNOSTIC OF RHODE ISLAND, LLC #729		4			4
STATEN ISLAND UNIVERSITY HOSPITAL-POUCH		4			4
LABCORP - NAPLES			4	100%	4
NORTHWEST FLORIDA COMMUNITY HOSPITAL		1	3	75%	4
BOND CLINIC			4	100%	4
UMHC/SYLVESTER AT KENDALL			4	100%	4
COLORADO DEPARTMENT OF PUBLIC HEALTH AND ENVIRONMENT			4	100%	4
MERCY HOSPITAL MIAMI LAB			4	100%	4
LEHIGH VALLEY HOSPITAL		3	1	25%	4



# COVID-19: testing by laboratory

Data through Jul 15, 2020 verified as of Jul 16, 2020 at 09:25 AM

Data in this report are provisional and subject to change.

The numbers in the table below represent the number for whom test results were received by the Department of Health. A person can be tested by more than one laboratory and can have both positive and negative results. **Therefore, the sum of the numbers in each column will be larger than the total number of people tested.**

Reporting lab	Inconclusive	Negative	Positive	Percent positive	Total
THE VILLAGES CLINICAL LAB		4			4
PEDIATRIC HEALTH CARE ALLIANCE			4	100%	4
MISSOURI DEPARTMENT OF HEALTH AND SENIOR SERVICES			4	100%	4
BROOKWOOD BAPTIST MEDICAL CENTER		4			4
NEW YORK STATE ELR - BROOKLYN HOSPITAL CENTER DOWNTOWN CAMPUS		4			4
MAYO CLINIC LABS - ROCHESTER SUPERIOR DRIVE			4	100%	4
BIOFIRE			4	100%	4
NEW YORK STATE ELR - HUDSON VALLEY HOSPITAL CENTER LABORATORY		3	1	25%	4
MEDLOGIC, LLC		1	3	75%	4
LAKELAND REGIONAL HEALTH			4	100%	4
SUNCOAST COMMUNITY HEALTH CENTERS PEDIATRICS			4	100%	4
FINLAY C. LABORATORY		3	1	25%	4
MAGNOLIA DIAGNOSTIC			4	100%	4
BAYCARE LABORATORIES			4	100%	4
ROCKLEDGE			4	100%	4
NORTH OKALOOSA MEDICAL CENTER			4	100%	4
OKLAHOMA STATE UNIVERSITY DIAGNOSTIC LAB			4	100%	4
Diatherix Laboratories, LLC		1	3	75%	4
FLOWERS HOSPITAL		1	3	75%	4
INTERMARKET FACILITY			4	100%	4
COMMUNITY HEALTH OF SOUTH FLORIDA			4	100%	4
DTR LABS		3	1	25%	4
TRUGENX			4	100%	4
EXPRESS TESTING-ONE			4	100%	4
LINCOLN MEDICAL AND MENTAL HEALTH CENTER		4			4
THE CENTER FOR URGENT CARE		3	1	25%	4
PRECISION LABS LLC		1	3	75%	4
SOUTHEAST FAMILY HEALTHCARE CENTER			4	100%	4
PROMEDICA LABORATORIES		4			4
QUEST DIAGNOSTICS- MELBOURNE			4	100%	4
DAVITA LABORATORY		4			4
BOCA BIOLISTICS REFERENCE LABORATORY			4	100%	4
THOMAS JEFFERSON UNIVERSITY HOSPITAL		4			4
GENUS DIAGNOSTICS			3	100%	3
QUEST DIAGNOSTIC			3	100%	3
ST LUKES HOSPITAL LABORATORY		2	1	33%	3
FLORIDA CLINICAL LAB			3	100%	3
DOH-TAMPA BRANCH LABORATORY (MLK BLVD)			3	100%	3
ASCENSION ST. VINCENT'S PRIMARY CARE			3	100%	3
PUBLIC HEALTH LAB		3			3
NEW YORK STATE ELR - LABORATORY ALLIANCE OF CENTRAL NEW		3			3
FAMILY HEALTH CENTERS OF SWF LABS			3	100%	3
VA OUTPATIENT			3	100%	3
BRANCH MEDICAL CLINIC			3	100%	3
JACKSON SOUTH COMMUNITY HOSPITAL LAB			3	100%	3
SAMARITAN MEDICAL CENTER		3			3
WAKEMED		1	2	67%	3

# COVID-19: testing by laboratory

Data through Jul 15, 2020 verified as of Jul 16, 2020 at 09:25 AM

Data in this report are provisional and subject to change.

The numbers in the table below represent the number for whom test results were received by the Department of Health. A person can be tested by more than one laboratory and can have both positive and negative results. **Therefore, the sum of the numbers in each column will be larger than the total number of people tested.**

Reporting lab	Inconclusive	Negative	Positive	Percent positive	Total
HEALTHMARK REGIONAL HOSPITAL LAB		1	2	67%	3
FISHERMEN'S HOSPITAL			3	100%	3
EMERGENCY MEDICAL CENTER			3	100%	3
MAYO MEDICAL LABORATORIES		2	1	33%	3
CENTRAL FLORIDA HEALTH CARE INC			3	100%	3
PENNSYLVANIA DEPARTMENT OF HEALTH BUREAU OF LABORATORIES			3	100%	3
STATEN ISLAND UNIVERSITY HOSPITAL		3			3
GULF COAST MEDICAL GROUP			3	100%	3
ARCPPOINT LABS OF TAMPA			3	100%	3
METHODIST MEDICAL CENTER		2	1	33%	3
RDX BIOSCIENCE,			3	100%	3
GULF COAST MOLECULAR LABORATORIES			3	100%	3
SELECT LABORATORIES MARION COUNTY, LLC.			3	100%	3
ACH			3	100%	3
PECONIC BAY MEDICAL CENTER LABORATORY		2	1	33%	3
DCH REGIONAL MEDICAL CENTER LABORATORY		3			3
PALMS WEST HOSPITAL			3	100%	3
NORTH BROWARD HOSPITAL DISTRICT HEALTHCARE FOR THE HOMELESS			3	100%	3
KEY WEST URGENT CARE, INC		3			3
NICHOLS INSTITUTE QUEST DIAGNOSTICS		2	1	33%	3
VIRGINIA DIVISION OF CONSOLIDATED LABORATORIES			3	100%	3
INDIAN RIVER CHD VERO BEACH		2	1	33%	3
PINELLAS COUNTY HEALTH DEPARTMENT		2	1	33%	3
OPTUM LABS LLC			3	100%	3
BAYFRONT HEALTH ER PINELLAS PARK		3			3
LAKE WALES MEDICAL CENTER INC			3	100%	3
JOE DIMAGGIO CHILDREN'S HOSPITAL		1	2	67%	3
BAYFRONT HEALTH SPRING HILL			3	100%	3
VIRTUA VOORHEES HOSPITAL		3			3
LAKE CITY VETERANS HOSPITAL			3	100%	3
POARCH BANC CREEK INDIANS TRIBAL HEALTH DEPARTMENT			3	100%	3
UNKNOWN LAB			3	100%	3
ILLINOIS DEPARTMENT OF PUBLIC HEALTH			3	100%	3
LAB CORP OF AMERICA		1	2	67%	3
TYNDALL AFB			3	100%	3
TIMBER RIDGE LABORATORY			3	100%	3
DOCTOR'S MEMORIAL HOSPITAL			3	100%	3
MOLECULAR DIAGNOSTICS			3	100%	3
MONTEFIORE NEW ROCHELLE HOSPITAL		3			3
BEAUMONT LABORATORY			3	100%	3
BAYONET POINT MEDICAL CENTER			3	100%	3
LABORATORY OF FLORIDA			3	100%	3
LABCORP DIAGNOSTICS-MIAMI		2	1	33%	3
LEE MEMORIAL HEALTH PARK LAB			3	100%	3
SHELBY COUNTY HEALTH CARE CORPORATION		1	2	67%	3
BAPTIST MEDICAL CENTER EAST		2	1	33%	3
TAMPA GENERAL HOSPITAL LABORATORY			3	100%	3

# COVID-19: testing by laboratory

Data through Jul 15, 2020 verified as of Jul 16, 2020 at 09:25 AM

Data in this report are provisional and subject to change.

The numbers in the table below represent the number for whom test results were received by the Department of Health. A person can be tested by more than one laboratory and can have both positive and negative results. **Therefore, the sum of the numbers in each column will be larger than the total number of people tested.**

Reporting lab	Inconclusive	Negative	Positive	Percent positive	Total
NEW YORK STATE ELR - SOUTHSIDE HOSPITAL NORTHWELL HEALTH LABORATORY		2	1	33%	3
FLORIDA MEDICAL CLINIC			3	100%	3
ABBOTT			3	100%	3
BAYCARE OUTREACH LABORATORY HOSPITAL			3	100%	3
Cleveland Clinic Laboratories		1	2	67%	3
CLINICORE			3	100%	3
AVELLINO LAB USA INC		3			3
WINTER HAVEN HOSPITAL			3	100%	3
BARONESS ERLANGER HOSPITAL		3			3
BIO-TECH CLINICAL LABORATORIES			2	100%	2
KEY PRIMARY CASE			2	100%	2
NEWYORK-PRESBYTERIAN/ LAWRENCE HOSPITAL LABORATORY		2			2
ADVANCED MEDICAL CARE			2	100%	2
GEISINGER MEDICAL CENTER		2			2
PHAROS HEALTH			2	100%	2
BAY CARE			2	100%	2
GENESIS LABORATORY MANAGEMENT			2	100%	2
PRECISION HEALTH SOLUTIONS LAB			2	100%	2
SCDHEC BUREAU OF LABORATORIES			2	100%	2
HOME ACCESS HEALTH			2	100%	2
DORAL URGENT CARE			2	100%	2
CALHOUN LIBERTY HOSPITAL			2	100%	2
MONTEFIORE ST LUKE'S CORNWALL HOSPITAL		2			2
COLLIER COUNTY HEALTH DEPT.			2	100%	2
STATEN ISLAND UNIVERSITY HOSPITAL SEGUINE AVE		2			2
OMNI			2	100%	2
SARASOTA MEMORIAL MEDICAL URGENT CARE CENTER			2	100%	2
DALE MEDICAL CENTER		2			2
Cleveland Clinic Weston			2	100%	2
FLORIDA DEPARTMENT OF HEALTH IN HILLSBOROUGH COUNTY			2	100%	2
INTERNAL MEDICINE ASSOCIATES-DUNELLON			2	100%	2
NOVANT HEALTH INPATIENT CARE			2	100%	2
GUTHRIE MEDICAL GROUP LABORATORIES		2			2
QUEST DIAGNOSTICS-N ST PETERSBURG-5TH			2	100%	2
NEW YORK STATE ELR - ORANGE REGIONAL MEDICAL CENTER LABORATORY		2			2
SIGNATURE CARE PFLUGERVILLE			2	100%	2
CONEMAUGH MEMORIAL MEDICAL CENTER		2			2
IOWA DEPARTMENT OF PUBLIC HEALTH			2	100%	2
ERIE COUNTY MEDICAL CTR CLINICAL LABS		2			2
FLORIDA CLINICAL LABORATORY INC			2	100%	2
NEW YORK STATE ELR - JACOBI MEDICAL CENTER		2			2
MARINER'S HOSPITAL			2	100%	2
UHEALTH DEERFIELD BEACH/UMSYLVESTER DEERFIELD BEACH LABORATORY		2			2
CORAL GABLES HOSPITAL			2	100%	2
CLINICAL PATHOLOGY LABS		1	1	50%	2
CONNECTDX			2	100%	2
OHIO DEPARTMENT OF HEALTH LABORATORY		2			2

# COVID-19: testing by laboratory

Data through Jul 15, 2020 verified as of Jul 16, 2020 at 09:25 AM

Data in this report are provisional and subject to change.

The numbers in the table below represent the number for whom test results were received by the Department of Health. A person can be tested by more than one laboratory and can have both positive and negative results. **Therefore, the sum of the numbers in each column will be larger than the total number of people tested.**

Reporting lab	Inconclusive	Negative	Positive	Percent positive	Total
QUEENS HOSPITAL CENTER		2			2
QUEST DIAGNOSTICS INCORPORATED			2	100%	2
ACHS		2			2
NORTHERN DUTCHESS HOSPITAL LABORATORY		2			2
MARSHALL MEDICAL CENTER SOUTH LAB		2			2
LABCORP PHOENIX			2	100%	2
NEW YORK STATE ELR - LONG ISLAND JEWISH VALLEY STREAM		2			2
NEW YORK STATE ELR - SAMARITAN HOSPITAL LABORATORY		2			2
OHIO STATE UNIVERSITY WEXNER MEDICAL CENTER			2	100%	2
IRL MARKET LAB ALACHUA		1	1	50%	2
LABCORP - STUART		1	1	50%	2
MHHS All Lab Subsection		2			2
ALABAMA DEPARTMENT OF PUBLIC HEALTH			2	100%	2
LABCORP RARITAN		2			2
TREASURE COAST COMMUNITY HEALTH			2	100%	2
MAYO			2	100%	2
MAILBOX DIAGNOSTICS		1	1	50%	2
JOHN D. ARCHBOLD MEM. HOSPITAL			2	100%	2
X-GENE MOLECULAR LABS			2	100%	2
FCHC (OB)-DARWIN SQUARE CTR.			2	100%	2
OKLAHOMA STATE DEPARTMENT OF HEALTH-PUBLIC HEALTH LABORATORY			2	100%	2
NORTH FLORIDA/SOUTH GEORGA VETERANS HEALTH SYSTEM			2	100%	2
SSM HEALTH ST LOUIS MICROBIOLOGY LABORATORY		1	1	50%	2
WALGREENS #5317		2			2
ALTRU DIAGNOSTICS INC			2	100%	2
VIRTUA MEMORIAL HOSPITAL BURLINGTON COUNTY			2	100%	2
ST. MARYS MEDICAL CENTER			2	100%	2
FLORIDA WOMAN CARE LABORATORY			2	100%	2
ADVENT HEALTH SEBRING			2	100%	2
MONTANA PUBLIC HEALTH LAB			2	100%	2
NEW HAMPSHIRE DEPARTMENT OF HEALTH AND HUMAN SERVICES		1	1	50%	2
CELERION			2	100%	2
UNIVERSITY HOSPITAL OF BROOKLYN		2			2
LABCORP - OHIO			2	100%	2
AHSE ROP		2			2
NEW YORK STATE DEPARTMENT OF HEALTH		1	1	50%	2
BAYFRONT HEALTH PUNTA GORDA			2	100%	2
UNIVERSITY HOSPITAL			2	100%	2
ST. JOSEPH REGIONAL MEDICAL CENTER			2	100%	2
AMERICAN FAMILY CARE- ORANGE BEACH			2	100%	2
KETTERING HEALTH			2	100%	2
NEW HAMPSHIRE PUBLIC HEALTH LABORATORIES		2			2
GALEN BAYLOR EXTENSION		2			2
BIRMINGHAM VAMC		1	1	50%	2
GEORGIA DEPARTMENT OF PUBLIC HEALTH			2	100%	2
URGENT CARE TCMA			2	100%	2
AMMON LABS			2	100%	2

# COVID-19: testing by laboratory

Data through Jul 15, 2020 verified as of Jul 16, 2020 at 09:25 AM

Data in this report are provisional and subject to change.

The numbers in the table below represent the number for whom test results were received by the Department of Health. A person can be tested by more than one laboratory and can have both positive and negative results. **Therefore, the sum of the numbers in each column will be larger than the total number of people tested.**

Reporting lab	Inconclusive	Negative	Positive	Percent positive	Total
PPD			2	100%	2
DEACONESS HOSPITAL			2	100%	2
PREMIER LABORATORY SERVICES, LLC			2	100%	2
LEESBURG REGIONAL MEDICAL CENTER		1	1	50%	2
NAPHCARE, INC.			2	100%	2
BETH ISRAEL DEACONESS MEDICAL CENTER			2	100%	2
MEMORIAL SLOAN KETTERING CANCER CENTER		1	1	50%	2
SHELBY BAPTIST MEDICAL CENTER			2	100%	2
NEW YORK STATE ELR - AUBURN COMMUNITY HOSPITAL		2			2
AMEERAH LABS			2	100%	2
JACKSON LABORATORY OF GENOMIC MEDICINE		2			2
JOHNSON CITY MEDICAL CENTER		1	1	50%	2
UC CORAL GABLES			2	100%	2
MARYLAND DEPARTMENT OF HEALTH AND MENTAL HYGIENE			1	100%	1
WILMINGTON VA MEDICAL CENTER			1	100%	1
VITAE DIAGNOSTICS			1	100%	1
UC SAN DIEGO HEALTH			1	100%	1
AFFILIATED LABORATORIES INC			1	100%	1
Viracor Eurofins			1	100%	1
VIDANT MEDICAL CENTER			1	100%	1
CFCH - FROSTPROOF			1	100%	1
AIM LABORATORIES			1	100%	1
BIODORON LABORATORIES			1	100%	1
VALLEY HOSPITAL MEDICAL CENTER		1			1
CELEBRATION HOSPITAL			1	100%	1
WEST VIRGINIA UNIVERSITY HOSPITALS			1	100%	1
WEST PACIFIC MEDICAL LABORATORY			1	100%	1
MARINA DEL REY HOSPITAL LAB			1	100%	1
UNIVERSITY OF MIAMI			1	100%	1
VA HOSPITAL			1	100%	1
VA GREATER LOS ANGELES HEALTH CARE SYSTEM			1	100%	1
ARNOLD PALMER HOSPITAL LABORATORY			1	100%	1
WOODHULL MEDICAL AND MENTAL HEALTH CTR		1			1
UNK			1	100%	1
UT MEMPHIS UNIVERSITY HEALTH SERVICES			1	100%	1
VERMONT DEPARTMENT OF HEALTH LABORATORY		1			1
CALIFORNIA PUBLIC HEALTH LABORATORY			1	100%	1
THOMAS LANGLEY			1	100%	1
UF KANAPAHA LAB BEAKER		1			1
THE UNIVERSITY OF VERMONT MEDICAL CENTER		1			1
US LABORATORIES			1	100%	1
JOHN HOPKINS MEDICAL LABORATORIES		1			1
VRL EUROFINS			1	100%	1
WELLINGTON WEST 100176			1	100%	1
UNIVERSITY OF FLORIDA			1	100%	1
UNIVERSITY OF KANSAS MEDICAL CENTER			1	100%	1
CENTRA CARE - WATERFORD LAKES			1	100%	1

# COVID-19: testing by laboratory

Data through Jul 15, 2020 verified as of Jul 16, 2020 at 09:25 AM

Data in this report are provisional and subject to change.

The numbers in the table below represent the number for whom test results were received by the Department of Health. A person can be tested by more than one laboratory and can have both positive and negative results. **Therefore, the sum of the numbers in each column will be larger than the total number of people tested.**

Reporting lab	Inconclusive	Negative	Positive	Percent positive	Total
ADVENTIST HINSDALE HOSPITAL LABORATORY			1	100%	1
Mt Sinai Aventura			1	100%	1
WASHINGTON STATE DEPARTMENT OF HEALTH PUBLIC HEALTH LABORATORIES			1	100%	1
TRINITAS REGIONAL MEDICAL CENTER			1	100%	1
RIVERVIEW REGIONAL MEDICAL CENTER		1			1
NEW YORK STATE ELR - COLUMBIA MEMORIAL HOSPITAL LABORATORY		1			1
BAYFRONT HEALTH PORT CHARLOTTE			1	100%	1
SCIENCE CARE			1	100%	1
COASTAL LABORATORIES			1	100%	1
QUEST ELR		1			1
HOLY NAME MEDICAL CENTER		1			1
COMPUNET CLINICAL LAB			1	100%	1
COLORADO DEPARTMENT OF HEALTH LABORATORY SERVICES DIVISION			1	100%	1
LABCORP - HOLLYWOOD			1	100%	1
UNITED HEALTHCARE			1	100%	1
TANNER MEDICAL CENTER EAST AL		1			1
ORMOND BEACH CENTRA CARE			1	100%	1
PARKWAY REGIONAL MEDICAL CENTER LAB			1	100%	1
BAYCARE MEDICAL GROUP			1	100%	1
SOUTH GEORGIA MEDICAL CENTER			1	100%	1
HARTFORD HOSPITAL ANCILLARY LAB		1			1
OHIO DEPARTMENT OF HEALTH			1	100%	1
FLORIDA HOSPITAL ALTAMONTE			1	100%	1
TALLAHASSEE MEMORIAL HOSPITAL/MICROBIOLOGY LAB			1	100%	1
HARDIN MEMORIAL HOSPITAL - HEARTLAND PATHOLOGY CONSULTANTS			1	100%	1
SHANDS AT LAKE SHORE LAB			1	100%	1
FORT SANDERS REGIONAL LABORATORY		1			1
NEW YORK STATE ELR - NEW YORK CITY DEPARTMENT OF HEALTH & MENTAL		1			1
BARDMOOR LABORATORY			1	100%	1
MEMORIAL HEALTH UNIVERSITY MEDICAL CENTER			1	100%	1
SUNY AT STONY BROOK			1	100%	1
WATAUGA MEDICAL CENTER			1	100%	1
LABCORP LAFAYETTE		1			1
ST. LUCIE COUNTY HEALTH DEPARTMENT		1			1
ST. LUKE'S HOSPITAL - BETHLEHEM CAMPUS		1			1
Covance Central Laboratory			1	100%	1
MD NOW URGENT CARE CENTER INC.			1	100%	1
XPRESS WELLNESS URGENT CARE			1	100%	1
JOHNS HOPKINS MEDICAL LABORATORIES			1	100%	1
LEGACY LABORATORY SERVICES			1	100%	1
WELLNOW URGENT CARE		1			1
LABCORP KANSAS CITY			1	100%	1
SACRED HEART MEDICAL GROUP			1	100%	1
ATLANTIS URGENT CARE			1	100%	1
UNIVERSITY OF MISSOURI HEALTH CARE			1	100%	1
ALVERNO CLINICAL LABORATORIES			1	100%	1
PROGENESIS INC			1	100%	1

# COVID-19: testing by laboratory

Data through Jul 15, 2020 verified as of Jul 16, 2020 at 09:25 AM

Data in this report are provisional and subject to change.

The numbers in the table below represent the number for whom test results were received by the Department of Health. A person can be tested by more than one laboratory and can have both positive and negative results. **Therefore, the sum of the numbers in each column will be larger than the total number of people tested.**

Reporting lab	Inconclusive	Negative	Positive	Percent positive	Total
ALLIANCE LABS @LRMC			1	100%	1
INTERMOUNTAIN CENTRAL LAB			1	100%	1
LABCORP - ORLANDO		1			1
SPARROW CENTRAL LAB			1	100%	1
UTMB PATHOLOGY CLINICAL SERVICES LABORATORY			1	100%	1
HOUSTON HEALTH DEPARTMENT - BUREAU OF LABORATORY SERVICES			1	100%	1
VIRACOR			1	100%	1
MID FLORIDA CLINICAL LABORATORY			1	100%	1
LABCORP-PORT ST.LUCIE		1			1
BAYCARE ALLIANT HOSPITAL			1	100%	1
BAYCARE OUTREACH LAB			1	100%	1
CAROLINAS HEALTHCARE SYSTEM LAB			1	100%	1
AMERICAN MEDICAL LABORATORIES			1	100%	1
MHS LAB		1			1
NEW YORK STATE ELR - BELLEVUE HOSPITAL CENTER DEPARTMENT		1			1
ACCESS HEALTH CARE PHYSICIANS			1	100%	1
AFC URGENT CARE			1	100%	1
NAVAL HOSPITAL OF JACKSONVILLE			1	100%	1
UW HOSPITAL AND CLINICS			1	100%	1
CATHOLIC HEALTH SYSTEM DEPT LABORATORY		1			1
CONEY ISLAND HOSPITAL		1			1
THE CHILDREN'S HOSPITAL OF PHILADELPHIA		1			1
DELAWARE DIAGNOSTICS LABS			1	100%	1
BLOUNT MEMORIAL HOSPITAL		1			1
CBC LAB			1	100%	1
MALABAR/ADVENT CENTRA CARE			1	100%	1
BLOOD SYSTEMS LABORATORIES			1	100%	1
WOLFSON (USE BAPTIST)			1	100%	1
YORK HOSPITAL - LABORATORY			1	100%	1
TIMPANOGOS REGIONAL HOSPITAL			1	100%	1
UAB			1	100%	1
GRAND VIEW HOSPITAL			1	100%	1
TAMIAMI LAB MILLENIUM			1	100%	1
TAMPA		1			1
GENETRAIT LABORATORIES			1	100%	1
FLORIDA HOSPITAL			1	100%	1
AMD			1	100%	1
MAGNOLIA ADULT, LLC			1	100%	1
LATE HOURS URGENT CARE			1	100%	1
BAPTIST ER TOWN CTR			1	100%	1
LABCORP-CRYSTAL RIVER			1	100%	1
ONslow MEMORIAL HOSPITAL LABORATORY		1			1
NORTH NAPLES HOSPITAL RESPIRATORY THERAPY DEPARTMENT			1	100%	1
NEW YORK STATE ELR - GLENS FALLS HOSPITAL DEPARTMENT OF PATHOLOGY		1			1
Lourdes Hospital			1	100%	1
INTERMOUNTAIN MEDICAL CENTER			1	100%	1
HEALTH FIRST IBM-UX			1	100%	1

# COVID-19: testing by laboratory

Data through Jul 15, 2020 verified as of Jul 16, 2020 at 09:25 AM

Data in this report are provisional and subject to change.

The numbers in the table below represent the number for whom test results were received by the Department of Health. A person can be tested by more than one laboratory and can have both positive and negative results. **Therefore, the sum of the numbers in each column will be larger than the total number of people tested.**

Reporting lab	Inconclusive	Negative	Positive	Percent positive	Total
STANLY REGIONAL MEDICAL CENTER			1	100%	1
SENTARA NORFOLK GENERAL HOSPITAL CENTRAL LAB			1	100%	1
INDIAN RIVER CLINICAL LABORATORY, INC.		1			1
SANFORD REGIONAL HOSPITAL WORTHINGTON		1			1
MEDICAL CENTER ENTERPRISE			1	100%	1
MARION COUNTY HEALTH DEPARTMENT			1	100%	1
ST. MARY MEDICAL CENTER		1			1
FLORIDA HOSPITAL KISSIMMEE			1	100%	1
MIAMI CANCER INSTITUTE			1	100%	1
UCLA HEALTHCARE CLINICAL LABS			1	100%	1
WUESTHOFF MEMORIAL HOSPITAL			1	100%	1
LAKWOOD RANCH ER 24/7			1	100%	1
WARD MEMORIAL HOSPITAL		1			1
LEGACY LABORATORY			1	100%	1
FLORIDA HEALTH CARE PLANS			1	100%	1
PRISMA HEALTH TUOMEY LABORATORY			1	100%	1
NORTHSHORE UNIVERSITY HEALTHSYSTEM EVANSTON HOSPITAL LAB			1	100%	1
HIGHLANDS CLINICAL LABORATORY			1	100%	1
PEDIATRIC HEALTHCARE ALLIANCE			1	100%	1
PERDIDO URGENT CARE			1	100%	1
QUEST - HOUSTON LAB			1	100%	1
SOUTHWEST REGIONAL PCR LABORATORY			1	100%	1
ST CHARLES HOSPITAL LABORATORY		1			1
REDITUS LABORATORIES			1	100%	1
NORTH RIVER FAMILY HEALTH CENTER			1	100%	1
NORTH CAROLINA STATE LABORATORY OF PUBLIC HEALTH, SPECTRUM LAB NETWORK			1	100%	1
FLORIDA DEPARTMENT OF HEALTH PALM BEACH COUNTY			1	100%	1
SMITH KLINE			1	100%	1
SCIONLAB SERVICES LLC			1	100%	1
DSI LABORATORIES-NAPLES-7TH			1	100%	1
KEYS MEDICAL GROUP			1	100%	1
SONIC REFERENCE LABORATORY			1	100%	1
LAB CORP PHOENIX			1	100%	1
SUNY UPSTATE MEDICAL UNIVERSITY			1	100%	1
FLORIDA CLINICAL LABORATORY - BIOREFERENCE LABORATORIES			1	100%	1
SPRING HILL REGIONAL HOSPITAL			1	100%	1
COVENIENT CARE MEDICAL CLINIC			1	100%	1
KANSAS DEPARTMENT OF HEALTH			1	100%	1
HIGHLANDS MEDICAL CENTER		1			1
NEW YORK STATE ELR - NEW YORK PRESBYTERIAN-LOWER MANHATTAN		1			1
JOHNS HOPKINS MEDICAL LABS			1	100%	1
NEW YORK STATE ELR - MONTEFIORE MEDICAL CENTER LABORATORIES - WEILER			1	100%	1
NORTHSIDE HOSPITAL DULUTH			1	100%	1
ONEIDA HEALTHCARE CENTER		1			1
GIFFORD MEMORIAL HOSPITAL		1			1
OHIO STATE UNIVERSITY MEDICAL CENTER			1	100%	1
NORTHWEST FL COMM HOSP			1	100%	1



# COVID-19: testing by laboratory

Data through Jul 15, 2020 verified as of Jul 16, 2020 at 09:25 AM

Data in this report are provisional and subject to change.

The numbers in the table below represent the number for whom test results were received by the Department of Health. A person can be tested by more than one laboratory and can have both positive and negative results. **Therefore, the sum of the numbers in each column will be larger than the total number of people tested.**

Reporting lab	Inconclusive	Negative	Positive	Percent positive	Total
EDGAR PRICE FAMILY & CHILDREN HEALTHCARE CENTER			1	100%	1
AZALEA HEALTH			1	100%	1
THE HEART HOSPITAL BAYLOR PLANO			1	100%	1
TIEHH BIOTERRORISM RESPONSE LAB			1	100%	1
TEXAS DEPARTMENT OF STATE HEALTH SERVICES			1	100%	1
State Lab Unspecifd			1	100%	1
BAY CARE LAB SERVICES/ST. ANTHONY'S HOSPITAL			1	100%	1
UNITED CLINICAL LABORATORIES			1	100%	1
ACCESS HEALTH CARE			1	100%	1
MISSOURI DEPARTMENT OF HEALTH AND SENIOR SERVICES - STATE PH LAB		1			1
ACCESSLAB		1			1
APS-SUMMIT CARE PHARMACY, LLC DBA OMNICARE		1			1
URGENT CARE WEST CLINIC			1	100%	1
HEALTH NETWORK LABORATORIES		1			1
RIVIERA BEACH HEALTH CENTER LAB			1	100%	1
CAROMONT HEALTH			1	100%	1
HEART OF FLORIDA HMA			1	100%	1
PRORENATA LABS			1	100%	1
ROBERT WOOD JOHNSON HOSPITAL			1	100%	1
ST FRANCIS			1	100%	1
BAYCARE MEDICAL GROUP INC			1	100%	1
SOUTHEAST GEORGIA HEALTH SYSTEM			1	100%	1
BOZEMAN HEALTH DEACONESS HOSPITAL		1			1
SKY RIDGE MEDICAL CENTER - MICRO			1	100%	1
DALLAS MEDICAL CENTER			1	100%	1
ST VINCENT'S CHILTON		1			1
SHARP MEMORIAL HOSPITAL MICROBIOLOGY DEPT			1	100%	1
DUKE HEALTH REGIONAL HOSPITAL			1	100%	1
DOCS URGENT CARE			1	100%	1
FALMOUTH BY THE SEA			1	100%	1
CQUENTIA NGS, LLC			1	100%	1
UNIVERSITY LAB			1	100%	1
WILLIAM A HINTON STATE LABORATORY INSTITUTE			1	100%	1
TUFTS MEDICAL CENTER			1	100%	1
CHATSWORTH ASSISTED LIVING COMMUNITY AT PGA NATIONAL			1	100%	1
PHYSICIANS STAT			1	100%	1
EXCEL URGENT CARE OF NJ			1	100%	1
PEACHEALTH LABORATORIES		1			1
CLEVELAND CLINIC OHIO LABORATORIES			1	100%	1
DHEC - S.C PUBLIC HEALTH LAB			1	100%	1
PIEDMONT HOSPITAL LAB			1	100%	1
RICHMOND UNIVERSITY MEDICAL CENTER			1	100%	1
RIVERSIDE METHODIST HOSPITAL LAB			1	100%	1
HANCOCK REGIONAL HOSPITAL		1			1
KETTERING MEDICAL CENTER			1	100%	1
JEFFERSON COUNTY HEALTH DEPARTMENT-MONTICELLO		1			1
QUEST DIAGNOSTIC INC TECHNICAL			1	100%	1

# COVID-19: testing by laboratory

Data through Jul 15, 2020 verified as of Jul 16, 2020 at 09:25 AM

Data in this report are provisional and subject to change.

The numbers in the table below represent the number for whom test results were received by the Department of Health. A person can be tested by more than one laboratory and can have both positive and negative results. **Therefore, the sum of the numbers in each column will be larger than the total number of people tested.**

Reporting lab	Inconclusive	Negative	Positive	Percent positive	Total
QUEST DIAGNOSTICS-OCALA-SE 3RD		1			1
PREMIER MEDICAL LABORATORY			1	100%	1
PEDIATRIC ASSOCIATES - JACKSONVILLE			1	100%	1
PHELPS HOSPITAL LABORATORY		1			1
REGIONAL MEDICAL LABORATORY			1	100%	1
LOYOLA UNIVERSITY MEDICAL CENTER LABORATORY			1	100%	1
ST JOSEPHS CHILDRENS HOSPITAL OUTREACH			1	100%	1
MONTANA DEPARTMENT OF PUBLIC HEALTH & HUMAN SERVICES			1	100%	1
REMISE OCCUPATIONAL HEALTH SOLUTIONS INC			1	100%	1
SANFORD SOUTH UNIVERSITY		1			1
CHARLOTTE CHD PORT CHARLOTTE		1			1
NAVAL BRANCH MEDICAL CLINIC			1	100%	1
MIDMICHIGAN MEDICAL CENTER			1	100%	1
DOCTORS CLINICAL LABORATORY, INC			1	100%	1
COMMONWEALTH OF MASSACHUSETTS			1	100%	1
BEAUMONT HOSPITAL, GROSSE POINTE			1	100%	1
NOT GIVEN			1	100%	1
BAPTIST HEALTH MEDICAL CENTER			1	100%	1
AVELLINO LAB USA, INC		1			1
BEAUFORT MEMORIAL			1	100%	1
NORTH BROWARD MEDICAL CENTER			1	100%	1
MONROE COUNTY HOSPITAL		1			1
MONTEFIORE NYACK HOSPITAL AFFILIATED LABORATORY		1			1
MINUTECLINIC DIAGNOSTIC			1	100%	1
MEMORIAL HERMANN CONSOLIDATED LABORATORY SERVICES			1	100%	1
HAWAII DEPARTMENT OF HEALTH LAB			1	100%	1
MUNSON MEDICAL CENTER			1	100%	1
BMC/JACSONVILLE		1			1
CENTRA CARE HUNTER'S CREEK			1	100%	1
DICKERT			1	100%	1
BERKSHIRE MEDICAL CENTER			1	100%	1
ECLRS			1	100%	1
JRS LABORATORY			1	100%	1
TEN HEALTHCARE			1	100%	1
ST. JOSEPH'S HOSPITAL NORTH			1	100%	1
LEESBURG FAMILY MEDICINE		1			1
LABCORP HOUSTON			1	100%	1
LAKEVIEW REGIONAL HOSPITAL			1	100%	1
MEDICAL CLINIC OF HOUSTON			1	100%	1
MEDSTAR HARBOR HOSPITAL			1	100%	1
HELIX DIAGNOSTICS			1	100%	1
LABCORP - LEESBURG			1	100%	1
MANATEE PEDIATRICS			1	100%	1
<b>Total</b>	<b>9,779</b>	<b>3,106,801</b>	<b>393,209</b>	<b>11%</b>	<b>3,509,789</b>