

COVID-19: summary of persons being monitored, persons tested, and cases

Data through Jul 19, 2020 verified as of Jul 20, 2020 at 09:25 AM

Data in this report are provisional and subject to change.

Monitored persons: people the Florida Department of Health was notified of for possible monitoring because they are a contact of a case, traveled from China, or were identified by the Centers for Disease Control and Prevention (CDC) as a part of a airline/ship contact investigation

Total reports	113,567
Total persons of high, medium, or unknown risk	109,881
High/medium/unknown risk still being monitored	14,965

Persons tested: includes PCR and antigen test results received by the Department of Health from the state public health laboratory (BPHL), as well as commercial and hospital laboratories

Total tested	3,055,922
Positive	360,394
Negative	2,691,712
Inconclusive	3,816
Awaiting testing	2,391

Cases: people with positive PCR or antigen test result

Total cases	360,394
Florida residents	355,899
Non-Florida residents	4,495

Type of testing	
Florida residents	355,899
Positive by BPHL/CDC	12,235
Positive by commercial/hospital lab	343,664
Non-Florida residents	
Positive by BPHL/CDC	180
Positive by commercial/hospital lab	4,315

Characteristics	
Florida residents hospitalized	21,263
Florida resident deaths	5,072
Change in deaths since previous report	+90
Non-Florida resident deaths	111

Hospitalized counts include anyone who was hospitalized at some point during their illness. It does not reflect the number of people currently hospitalized.

More information on deaths identified through death certificate data is available on the National Center for Health Statistics website at www.cdc.gov/nchs/nvss/vsrr/COVID19/index.htm.

Risk factors for Florida residents	
Traveled	3,155
Contact with a known case	92,410
Traveled and contact with a known case	3,100
Neither	257,234
No travel and no contact	34,550
Travel is unknown	186,023
Contact is unknown	56,696
Contact is pending	161,619

Travel can be unknown and contact can be unknown or pending for the same case, these numbers will sum to more than the "neither" total.

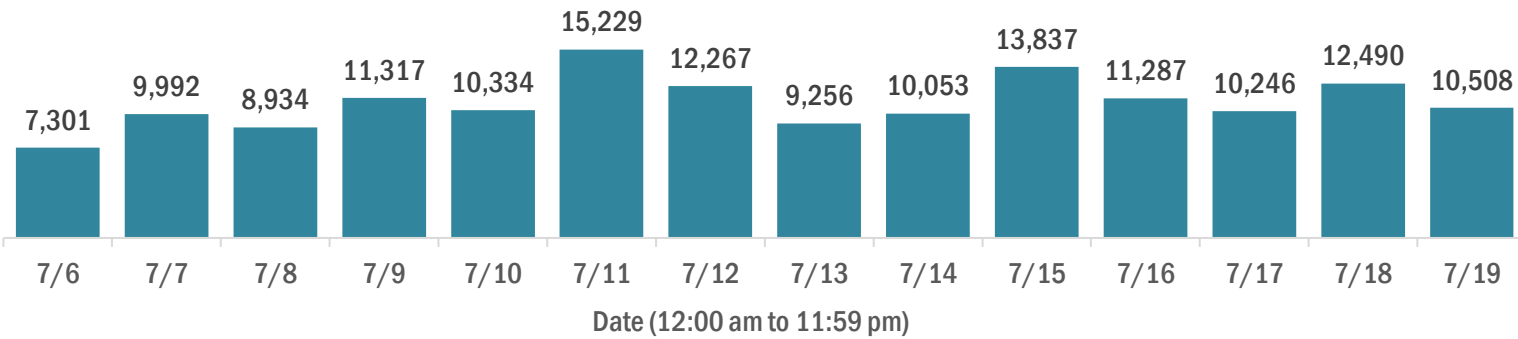
COVID-19: cases and laboratory testing over time

Data through Jul 19, 2020 verified as of Jul 20, 2020 at 09:25 AM

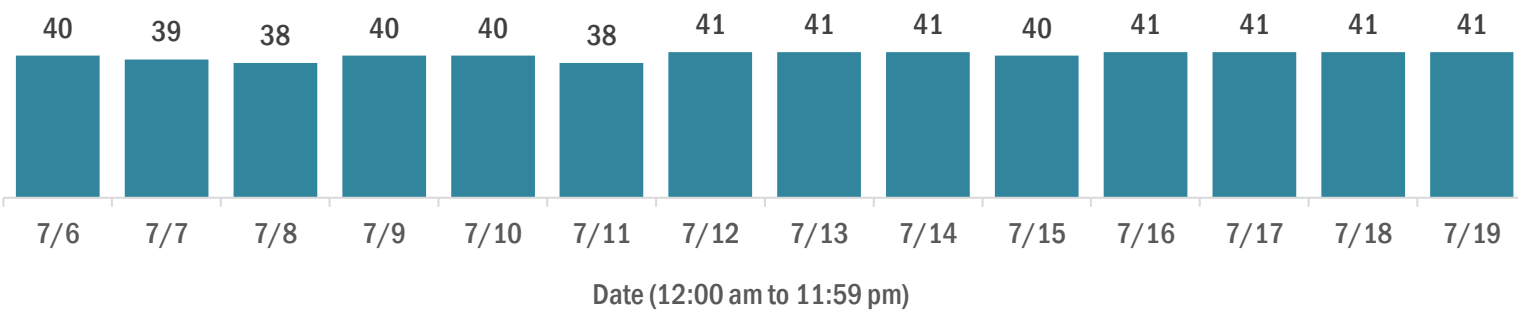
Data in this report are provisional and subject to change.

Cases in Florida residents per day for the past 2 weeks

Number of cases per day



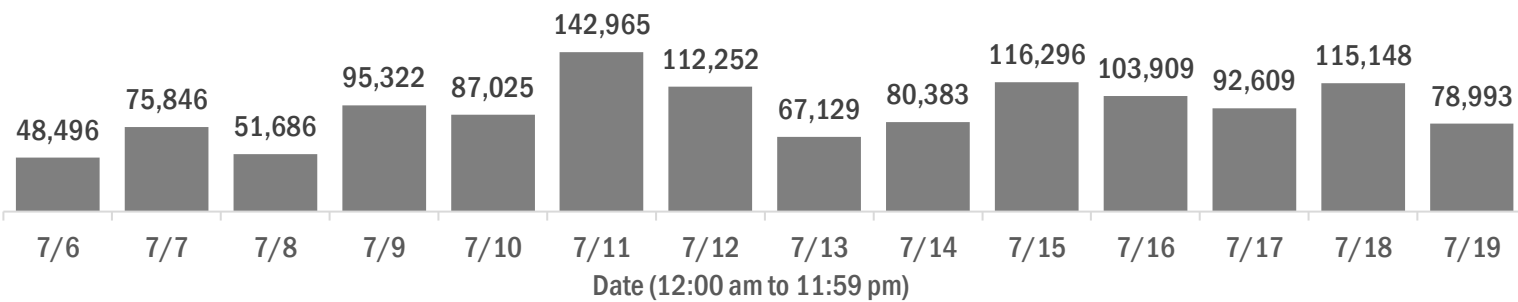
Median age of cases by day



Laboratory testing for Florida residents and non-Florida residents over the past 2 weeks

Number of people tested per day

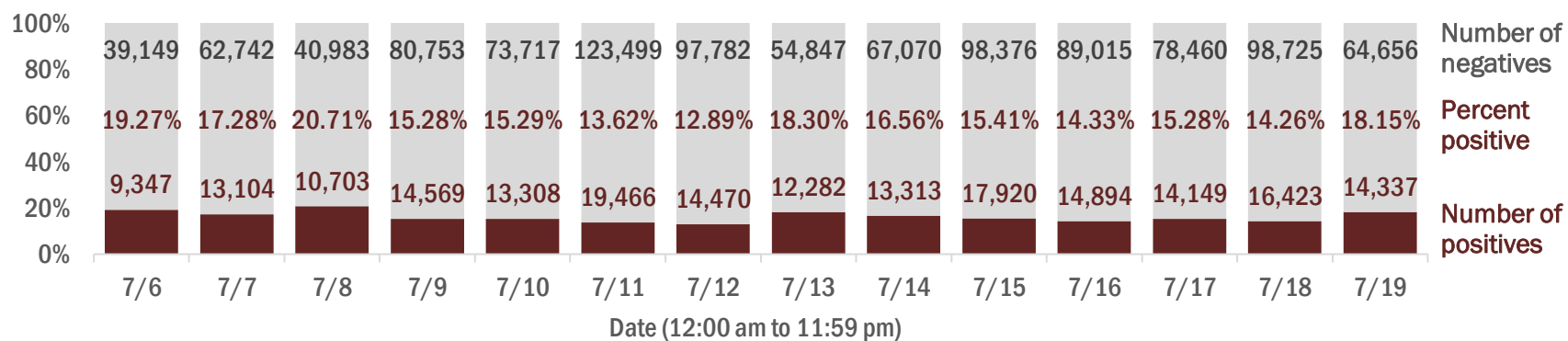
These counts include the number of people for whom the department received PCR or antigen laboratory results by day. People tested on multiple days will be included for each day a new result was received. A person is only counted once for each day they are tested, regardless of whether multiple specimens are tested or multiple results are received.



Number and percent of positive labs

The percent of positive results ranged from 12.89% to 20.71% over the past 2 weeks and was 18.15% yesterday.

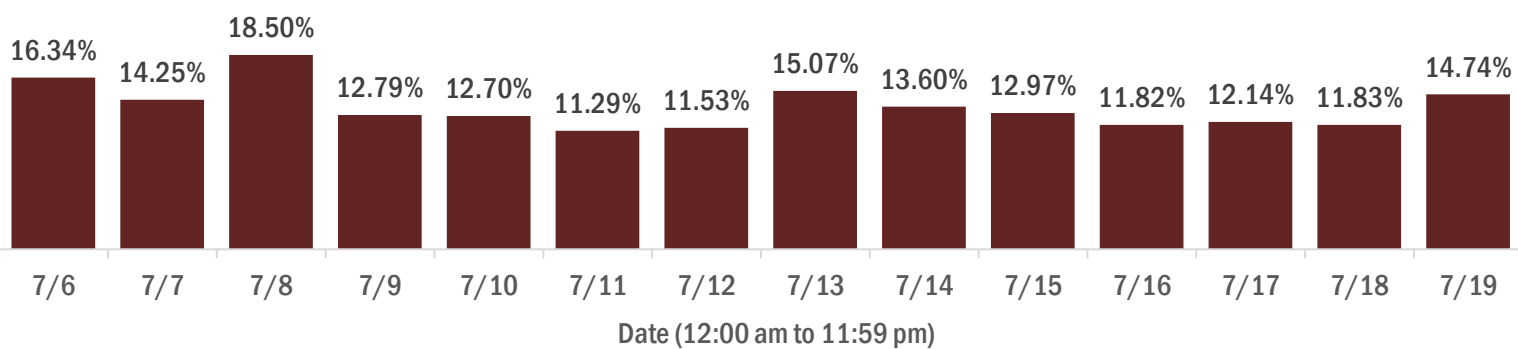
These counts include the number of people for whom the department received PCR or antigen laboratory results by day. People tested on multiple days will be included for each day a new result was received. A person is only counted once for each day they are tested, regardless of whether multiple specimens are tested or multiple results are received. If a person has a positive specimen and a negative specimen in the same day, only the positive result is counted.



Percent positivity for new cases

The percent of positive results ranged from 11.29% to 18.50% over the past 2 weeks and was 14.74% yesterday.

This percent is the number of people who test PCR- or antigen-positive for the first time divided by all the people tested that day, excluding people who have previously tested positive.



COVID-19: characteristics of 355,899 Florida resident cases

Data through Jul 19, 2020 verified as of Jul 20, 2020 at 09:25 AM

Data in this report are provisional and subject to change.

Age group	Cases	Hospitalizations	Deaths
0-4 years	5,769 2%	105 0%	0 0%
5-14 years	12,786 4%	82 0%	2 0%
15-24 years	56,341 16%	517 2%	12 0%
25-34 years	71,877 20%	1,323 6%	35 1%
35-44 years	58,460 16%	1,968 9%	109 2%
45-54 years	55,856 16%	2,806 13%	211 4%
55-64 years	44,596 13%	3,756 18%	495 10%
65-74 years	25,899 7%	4,091 19%	1,021 20%
75-84 years	14,915 4%	3,767 18%	1,445 28%
85+ years	8,768 2%	2,848 13%	1,742 34%
Unknown	632 0%	0 0%	0 0%
Total	355,899	21,263	5,072

Gender	Cases
Female	181,752 51%
Male	171,657 48%
Unknown	2,490 1%
Total	355,899

Ethnicity	Cases	Hospitalizations	Deaths
Hispanic	88,268 25%	6,965 33%	1,301 26%
Non-Hispanic	114,382 32%	13,000 61%	3,337 66%
Unknown	153,249 43%	1,298 6%	434 9%
Total	355,899	21,263	5,072

Race and ethnicity	Cases	Hospitalizations	Deaths
White	133,859 38%	12,731 60%	3,435 68%
Hispanic	59,678 17%	5,059 24%	1,048 21%
Non-Hispanic	60,861 17%	7,204 34%	2,213 44%
Unknown	13,320 4%	468 2%	174 3%
Black	52,527 15%	5,381 25%	1,034 20%
Hispanic	2,427 1%	265 1%	33 1%
Non-Hispanic	42,912 12%	4,972 23%	965 19%
Unknown	7,188 2%	144 1%	36 1%
Other race	30,536 9%	2,384 11%	368 7%
Hispanic	16,539 5%	1,489 7%	189 4%
Non-Hispanic	8,070 2%	765 4%	141 3%
Unknown	5,927 2%	130 1%	38 1%
Unknown race	138,977 39%	767 4%	235 5%
Hispanic	9,624 3%	152 1%	31 1%
Non-Hispanic	2,539 1%	59 0%	18 0%
Unknown	126,814 36%	556 3%	186 4%
Total	355,899	21,263	5,072

Hospitalization counts include anyone who was hospitalized at some point during their illness. It does not reflect the number of people currently hospitalized. **Other race** includes any person with a race of American Indian/Alaskan native, Asian, native Hawaiian/Pacific Islander, or other.

COVID-19: deaths in Florida residents and staff of long-term care facilities

Data through Jul 19, 2020 verified as of Jul 20, 2020 at 09:25 AM

Data in this report are provisional and subject to change.

For current cases in residents or staff of long-term care facilities, please visit: <https://floridahealthcovid19.gov/>

County	Deaths		County	Deaths		County	Deaths	
Dade	575	24%	Indian River	13	1%	Citrus	1	0%
Palm Beach	284	12%	Orange	13	1%	Desoto	1	0%
Pinellas	227	9%	Washington	12	1%	Hardee	1	0%
Broward	177	7%	Alachua	10	0%	Holmes	1	0%
Lee	144	6%	Jackson	10	0%	Levy	1	0%
Hillsborough	131	5%	Marion	10	0%	Monroe	1	0%
Polk	100	4%	Osceola	10	0%	Nassau	1	0%
Manatee	91	4%	Walton	10	0%	Okeechobee	1	0%
Sarasota	68	3%	Lake	8	0%	St. Johns	1	0%
Charlotte	52	2%	Calhoun	6	0%	Taylor	1	0%
Volusia	52	2%	Gadsden	6	0%	Total	2,400	
Collier	47	2%	Hernando	5	0%			
St. Lucie	47	2%	Leon	5	0%			
Duval	46	2%	Okaloosa	5	0%			
Escambia	43	2%	Jefferson	4	0%			
Seminole	30	1%	Baker	3	0%			
Martin	29	1%	Madison	3	0%			
Clay	26	1%	Putnam	3	0%			
Pasco	24	1%	Bradford	2	0%			
Suwannee	20	1%	Columbia	2	0%			
Hendry	18	1%	Santa Rosa	2	0%			
Brevard	15	1%	Sumter	2	0%			

Note: cases are summarized by the county of usual residence. Residents and staff may be cases associated with facilities that are not in their county of usual residence, resulting in cases being included below for counties that do not have facilities with known cases.

COVID-19: characteristics of 360,394 cases

Data through Jul 19, 2020 verified as of Jul 20, 2020 at 09:25 AM

Data in this report are provisional and subject to change.

Tables below include cases in Florida residents and non-Florida residents.

All 67 Florida counties have cases:

County	FL resident		Non-FL resident	Total
Dade	86,296	24%	739	87,035
Broward	40,524	11%	452	40,976
Palm Beach	26,180	7%	246	26,426
Hillsborough	24,021	7%	114	24,135
Orange	23,246	7%	338	23,584
Duval	17,056	5%	189	17,245
Pinellas	13,604	4%	101	13,705
Lee	12,635	4%	271	12,906
Polk	9,838	3%	39	9,877
Collier	7,833	2%	101	7,934
Manatee	6,665	2%	73	6,738
Osceola	6,195	2%	73	6,268
Escambia	5,207	1%	693	5,900
Seminole	5,391	2%	20	5,411
Volusia	5,255	1%	42	5,297
Pasco	5,024	1%	26	5,050
Sarasota	4,290	1%	48	4,338
Brevard	4,285	1%	18	4,303
St. Lucie	3,689	1%	17	3,706
Lake	3,364	1%	27	3,391
Martin	3,132	1%	20	3,152
Leon	3,077	1%	63	3,140
Alachua	2,635	1%	48	2,683
Marion	2,542	1%	8	2,550
St. Johns	2,515	1%	26	2,541
Clay	2,129	1%	8	2,137
Bay	2,050	1%	55	2,105
Santa Rosa	1,963	1%	13	1,976
Okaloosa	1,951	1%	22	1,973
Indian River	1,637	0%	12	1,649
Charlotte	1,464	0%	6	1,470
Hendry	1,389	0%		1,389
Columbia	1,366	0%	6	1,372
Hernando	1,195	0%	12	1,207
Desoto	1,085	0%	1	1,086

County	FL resident		Non-FL resident	Total
Putnam	984	0%		984
Suwannee	878	0%	17	895
Monroe	871	0%	23	894
Jackson	845	0%	12	857
Citrus	853	0%	2	855
Gadsden	848	0%	6	854
Sumter	836	0%	7	843
Walton	746	0%	76	822
Nassau	751	0%	33	784
Highlands	775	0%	3	778
Hardee	704	0%	6	710
Okeechobee	659	0%	3	662
Flagler	650	0%	9	659
Hamilton	513	0%	3	516
Madison	444	0%	7	451
Unknown	80	0%	323	403
Levy	372	0%	3	375
Holmes	304	0%	9	313
Liberty	311	0%		311
Washington	305	0%	5	310
Wakulla	294	0%	3	297
Glades	286	0%		286
Baker	237	0%	1	238
Gilchrist	230	0%		230
Calhoun	229	0%		229
Taylor	212	0%	2	214
Bradford	195	0%		195
Dixie	190	0%		190
Gulf	171	0%	7	178
Union	142	0%		142
Jefferson	109	0%	4	113
Franklin	74	0%	3	77
Lafayette	73	0%		73
State-Call Center			1	1
Total	355,899		4,495	360,394

COVID-19: characteristics of 355,899 Florida resident cases

Data through Jul 19, 2020 verified as of Jul 20, 2020 at 09:25 AM

Data in this report are provisional and subject to change.

The table below includes the cities and counties of residence for cases in Florida residents based on the patient's ZIP Code.

Note that city is not always received as part of the initial notification and may be missing while the case is being investigated.

City and county	Cases
Miami, Dade	53,850
Orlando, Orange	17,689
Jacksonville, Duval	15,871
Tampa, Hillsborough	14,748
Hialeah, Dade	12,120
Fort Lauderdale, Broward	9,430
Hollywood, Broward	8,015
West Palm Beach, Palm Beach	6,428
Homestead, Dade	5,995
Saint Petersburg, Pinellas	5,896
Naples, Collier	5,424
Fort Myers, Lee	5,372
Kissimmee, Osceola	5,060
Pompano Beach, Broward	4,876
Pensacola, Escambia	4,573
Bradenton, Manatee	4,571
Lake Worth, Palm Beach	3,675
Boca Raton, Palm Beach	3,314
Sarasota, Sarasota	3,262
Tallahassee, Leon	3,016
Lakeland, Polk	3,015
Cape Coral, Lee	2,812
Clearwater, Pinellas	2,592
Miami Beach, Dade	2,560
Lehigh Acres, Lee	2,517
Miramar, Broward	2,508
Boynton Beach, Palm Beach	2,288
Miami Gardens, Dade	2,267
Port Saint Lucie, St. Lucie	2,239
Gainesville, Alachua	2,171
Winter Haven, Polk	2,046
Immokalee, Collier	1,917
Ocala, Marion	1,854
Delray Beach, Palm Beach	1,754
Opa Locka, Dade	1,733
Brandon, Hillsborough	1,672
Coral Springs, Broward	1,622
Stuart, Martin	1,559
Riverview, Hillsborough	1,448
Panama City, Bay	1,415
Largo, Pinellas	1,411
Plant City, Hillsborough	1,361
Apopka, Orange	1,346
Missing, Broward	1,345
Davie, Broward	1,336
Fort Pierce, St. Lucie	1,329
Sunrise, Broward	1,326
Lake City, Columbia	1,308
Jupiter, Palm Beach	1,300
North Miami Beach, Dade	1,297
Sanford, Seminole	1,273
Melbourne, Brevard	1,265
Saint Augustine, St. Johns	1,264
Doral, Dade	1,234
Lake Worth Beach, Palm Beach	1,227
Deerfield Beach, Broward	1,206
New Port Richey, Pasco	1,189
Daytona Beach, Volusia	1,108
Vero Beach, Indian River	1,084

COVID-19: characteristics of 355,899 Florida resident cases

Data through Jul 19, 2020 verified as of Jul 20, 2020 at 09:25 AM

Data in this report are provisional and subject to change.

The table below includes the cities and counties of residence for cases in Florida residents based on the patient's ZIP Code.

Note that city is not always received as part of the initial notification and may be missing while the case is being investigated.

City and county	Cases
Deltona, Volusia	1,049
Plantation, Broward	1,044
Tamarac, Broward	1,040
Palmetto, Manatee	1,003
Orange Park, Clay	989
Royal Palm Beach, Palm Beach	976
Arcadia, Desoto	958
Winter Park, Orange	946
Saint Cloud, Osceola	942
Winter Garden, Orange	888
Altamonte Springs, Seminole	874
Palm Bay, Brevard	869
Palm Beach Gardens, Palm Beach	865
Clermont, Lake	861
Margate, Broward	857
Bonita Springs, Lee	856
Indiantown, Martin	848
Deland, Volusia	848
Oviedo, Seminole	848
Milton, Santa Rosa	833
North Miami, Dade	817
Ocoee, Orange	807
Hallandale, Broward	800
Davenport, Polk	789
Land O Lakes, Pasco	780
North Lauderdale, Broward	779
Haines City, Polk	764
Port Charlotte, Charlotte	762
Live Oak, Suwannee	747
Palm Harbor, Pinellas	745
Coconut Creek, Broward	739
Coral Gables, Dade	732
Florida City, Dade	715
Clewiston, Hendry	713
Wesley Chapel, Pasco	710
Fort Walton Beach, Okaloosa	704
Belle Glade, Palm Beach	691
Weston, Broward	691
Wellington, Palm Beach	683
Spring Hill, Hernando	682
Ruskin, Hillsborough	675
Pinellas Park, Pinellas	673
Seminole, Pinellas	668
Oakland Park, Broward	660
Longwood, Seminole	647
Okeechobee, Okeechobee	645
Lutz, Hillsborough	643
Valrico, Hillsborough	613
Windermere, Orange	604
Casselberry, Seminole	568
Jacksonville Beach, Duval	567
Wimauma, Hillsborough	545
Pembroke Pines, Broward	544
Quincy, Gadsden	535
Punta Gorda, Charlotte	533
Lake Mary, Seminole	510
Bartow, Polk	506
Palatka, Putnam	499
Missing, Palm Beach	491

COVID-19: characteristics of 355,899 Florida resident cases

Data through Jul 19, 2020 verified as of Jul 20, 2020 at 09:25 AM

Data in this report are provisional and subject to change.

The table below includes the cities and counties of residence for cases in Florida residents based on the patient's ZIP Code.

Note that city is not always received as part of the initial notification and may be missing while the case is being investigated.

City and county	Cases
Labelle, Hendry	487
Cocoa, Brevard	484
Tavares, Lake	478
Aventura, Dade	477
Leesburg, Lake	474
Palm Coast, Flagler	473
Miami Lakes, Dade	453
Middleburg, Clay	447
Ormond Beach, Volusia	446
Winter Springs, Seminole	431
North Fort Myers, Lee	430
Maitland, Orange	418
North Port, Sarasota	417
Zephyrhills, Pasco	414
Kissimmee, Polk	414
Cantonment, Escambia	410
Loxahatchee, Palm Beach	408
Port Richey, Pasco	407
Hudson, Pasco	399
Missing, Dade	393
Brooksville, Hernando	389
Auburndale, Polk	388
Seffner, Hillsborough	386
Tarpon Springs, Pinellas	384
Ponte Vedra Beach, St. Johns	381
Gulf Breeze, Santa Rosa	380
Crestview, Okaloosa	379
Dade City, Pasco	373
Key West, Monroe	373
Jasper, Hamilton	360
South Miami, Dade	350
Lake Wales, Polk	350
Riviera Beach, Palm Beach	349
Sebring, Highlands	347
Dunedin, Pinellas	345
Pahokee, Palm Beach	343
Mulberry, Polk	343
Missing, Collier	338
Port Orange, Volusia	337
Marianna, Jackson	337
Sarasota, Manatee	336
Wauchula, Hardee	335
Orange City, Volusia	333
Venice, Sarasota	330
Fernandina Beach, Nassau	329
Holiday, Pasco	324
Saint Johns, St. Johns	318
Navarre, Santa Rosa	318
Cooper City, Broward	316
South Bay, Palm Beach	316
Merritt Island, Brevard	308
Green Cove Springs, Clay	304
Fellsmere, Indian River	301
Dania, Broward	301
Destin, Okaloosa	299
Eustis, Lake	293
The Villages, Sumter	293
Palm City, Martin	293
Dover, Hillsborough	292

COVID-19: characteristics of 355,899 Florida resident cases

Data through Jul 19, 2020 verified as of Jul 20, 2020 at 09:25 AM

Data in this report are provisional and subject to change.

The table below includes the cities and counties of residence for cases in Florida residents based on the patient's ZIP Code.

Note that city is not always received as part of the initial notification and may be missing while the case is being investigated.

City and county	Cases
Odessa, Hillsborough	291
Titusville, Brevard	290
Missing, Hillsborough	290
Lantana, Palm Beach	286
Parrish, Manatee	286
Fleming Island, Clay	285
Estero, Lee	282
Panama City Beach, Bay	282
Pinecrest, Dade	281
Gibsonton, Hillsborough	280
Madison, Madison	279
Bristol, Liberty	276
Defuniak Springs, Walton	275
Rockledge, Brevard	273
Polk City, Polk	271
Moore Haven, Glades	265
Bonifay, Holmes	258
Crawfordville, Wakulla	257
Atlantic Beach, Duval	255
New Smyrna Beach, Volusia	250
Santa Rosa Beach, Walton	250
Avon Park, Highlands	249
Inverness, Citrus	241
Lauderhill, Broward	236
Lauderdale Lakes, Broward	233
Groveland, Lake	231
Key Biscayne, Dade	225
Mount Dora, Lake	224
Parkland, Broward	223
Crescent City, Putnam	222
Debary, Volusia	219
Oldsmar, Pinellas	218
Lynn Haven, Bay	213
Chipley, Washington	212
Hobe Sound, Martin	208
Niceville, Okaloosa	208
Missing, Orange	207
Missing, Duval	206
Frostproof, Polk	204
Wilton Manors, Broward	202
Apollo Beach, Hillsborough	199
Lithia, Hillsborough	198
North Palm Beach, Palm Beach	197
Missing, Pasco	193
Sneads, Jackson	193
Pace, Santa Rosa	188
Ponte Vedra, St. Johns	188
Fort Meade, Polk	185
Bushnell, Sumter	184
Sun City Center, Hillsborough	182
Perry, Taylor	180
Palm Springs, Palm Beach	178
Ellenton, Manatee	177
Safety Harbor, Pinellas	176
Missing, Santa Rosa	167
Sebastian, Indian River	167
Yulee, Nassau	166
Alachua, Alachua	163
Missing, St. Johns	156

COVID-19: characteristics of 355,899 Florida resident cases

Data through Jul 19, 2020 verified as of Jul 20, 2020 at 09:25 AM

Data in this report are provisional and subject to change.

The table below includes the cities and counties of residence for cases in Florida residents based on the patient's ZIP Code.

Note that city is not always received as part of the initial notification and may be missing while the case is being investigated.

City and county	Cases
Missing, Hendry	156
Summerfield, Marion	155
Missing, Polk	152
Missing, Hardee	148
Trenton, Gilchrist	147
Macclenny, Baker	146
Key Largo, Monroe	140
Starke, Bradford	138
Jacksonville, St. Johns	135
Crystal River, Citrus	135
Bowling Green, Hardee	134
Jensen Beach, Martin	134
Chiefland, Levy	132
Belleview, Marion	132
Palmetto Bay, Dade	131
Blountstown, Calhoun	130
Wildwood, Sumter	129
Missing, Lee	129
Missing, Marion	124
Missing, Citrus	121
Mascotte, Lake	119
Cocoa Beach, Brevard	119
Neptune Beach, Duval	118
Thonotosassa, Hillsborough	115
Myakka City, Manatee	113
Missing, St. Lucie	112
Lady Lake, Lake	112
Newberry, Alachua	111
Lake Alfred, Polk	111
Missing, Volusia	111
Edgewater, Volusia	110
Mary Esther, Okaloosa	110
Old Town, Dixie	109
Satellite Beach, Brevard	109
Missing, Osceola	108
Jennings, Hamilton	108
Missing, Desoto	108
Clearwater Beach, Pinellas	108
Homosassa, Citrus	106
Shalimar, Okaloosa	106
Callahan, Nassau	104
Williston, Levy	103
Dunnellon, Marion	102
Missing, Brevard	101
Missing, Madison	100
Minneola, Lake	99
Lake Placid, Highlands	99
Marathon, Monroe	96
Nokomis, Sarasota	96
Pierson, Volusia	94
Holly Hill, Volusia	94
Carol City, Dade	93
Spring Hill, Pasco	92
Havana, Gadsden	90
Port Saint Joe, Gulf	89
Sorrento, Lake	89
Southwest Ranches, Broward	89
Englewood, Charlotte	88
West Melbourne, Brevard	86

COVID-19: characteristics of 355,899 Florida resident cases

Data through Jul 19, 2020 verified as of Jul 20, 2020 at 09:25 AM

Data in this report are provisional and subject to change.

The table below includes the cities and counties of residence for cases in Florida residents based on the patient's ZIP Code.

Note that city is not always received as part of the initial notification and may be missing while the case is being investigated.

City and county	Cases
Missing, Martin	84
Medley, Dade	84
Monticello, Jefferson	83
Tavernier, Monroe	82
Hilliard, Nassau	82
Freeport, Walton	81
Lake Butler, Union	81
Lake Park, Palm Beach	81
De Leon Springs, Volusia	80
Missing, Jackson	78
Missing, Indian River	77
Zolfo Springs, Hardee	74
Gulfport, Pinellas	74
Missing, Hernando	73
Marco Island, Collier	72
Indialantic, Brevard	72
Bunnell, Flagler	71
Missing, Sarasota	71
Missing, Highlands	70
Tequesta, Palm Beach	69
Alva, Lee	68
Montverde, Lake	68
Jay, Santa Rosa	68
Midway, Gadsden	67
Missing, Seminole	67
Gotha, Orange	67
Palm Beach, Palm Beach	66
Cross City, Dixie	66
Mayo, Lafayette	66
Avon Park, Polk	66
Miramar Beach, Walton	65
Englewood, Sarasota	64
Molino, Escambia	64
Graceville, Jackson	63
Bell, Gilchrist	62
Geneva, Seminole	61
Beverly Hills, Citrus	61
Bronson, Levy	61
Missing, Pinellas	60
Flagler Beach, Flagler	60
Trinity, Pasco	60
Missing, Monroe	60
Chuluota, Seminole	59
Chattahoochee, Gadsden	58
Fort Myers Beach, Lee	57
Cape Canaveral, Brevard	56
East Palatka, Putnam	56
Kenneth City, Pinellas	56
Eagle Lake, Polk	55
Ave Maria, Collier	54
Rotunda West, Charlotte	53
Fort White, Columbia	53
Missing, Escambia	53
Wewahitchka, Gulf	53
Altha, Calhoun	52
Keystone Heights, Clay	52
Umatilla, Lake	52
South Daytona, Volusia	51
Missing, Nassau	51

COVID-19: characteristics of 355,899 Florida resident cases

Data through Jul 19, 2020 verified as of Jul 20, 2020 at 09:25 AM

Data in this report are provisional and subject to change.

The table below includes the cities and counties of residence for cases in Florida residents based on the patient's ZIP Code.

Note that city is not always received as part of the initial notification and may be missing while the case is being investigated.

City and county	Cases
Missing, Manatee	51
West Miami, Dade	50
Oxford, Sumter	49
Lecanto, Citrus	49
Dunnellon, Citrus	49
Archer, Alachua	48
Fruitland Park, Lake	48
High Springs, Alachua	47
Oakland, Orange	46
Missing, Clay	46
Mims, Brevard	46
Hernando, Citrus	46
Greenwood, Jackson	45
Missing, Lake	45
Belle Isle, Orange	44
Century, Escambia	44
Weeki Wachee, Hernando	44
South Pasadena, Pinellas	44
Gretna, Gadsden	44
Missing, Flagler	43
Melbourne Beach, Brevard	43
Cottdale, Jackson	42
Interlachen, Putnam	42
Islamorada, Monroe	42
Seville, Volusia	42
White Springs, Hamilton	42
Baker, Okaloosa	42
Vernon, Washington	41
Indian Rocks Beach, Pinellas	41
Hastings, St. Johns	40
Lake Panasoffkee, Sumter	40
Missing, Okaloosa	40
Zellwood, Orange	39
Coconut Grove, Dade	39
Pomona Park, Putnam	39
Youngstown, Bay	39
O Brien, Suwannee	39
Glen Saint Mary, Baker	38
Missing, Levy	38
Dundee, Polk	37
Citra, Marion	37
Apalachicola, Franklin	36
Viera, Brevard	36
Southport, Bay	36
Surfside, Dade	36
Greenacres, Palm Beach	36
Raiford, Union	36
Hawthorne, Alachua	35
Missing, Gadsden	35
El Portal, Dade	35
Satsuma, Putnam	35
Lakewood Ranch, Manatee	35
Osprey, Sarasota	35
Bal Harbour, Dade	34
Branford, Suwannee	34
Grand Island, Lake	34
Webster, Sumter	33
Biscayne Park, Dade	33
Celebration, Osceola	32

COVID-19: characteristics of 355,899 Florida resident cases

Data through Jul 19, 2020 verified as of Jul 20, 2020 at 09:25 AM

Data in this report are provisional and subject to change.

The table below includes the cities and counties of residence for cases in Florida residents based on the patient's ZIP Code.

Note that city is not always received as part of the initial notification and may be missing while the case is being investigated.

City and county	Cases
Sanibel, Lee	32
Greenville, Madison	32
Missing, Washington	32
Missing, Calhoun	31
Lawtey, Bradford	31
Indian Harbour Beach, Brevard	31
Missing, Leon	30
Cutler Bay, Dade	30
San Antonio, Pasco	30
Silver Springs, Marion	30
Missing, Unknown	30
Center Hill, Sumter	29
Missing, Gulf	29
Sanderson, Baker	29
Missing, Walton	29
Lake Hamilton, Polk	29
Grand Ridge, Jackson	29
Reddick, Marion	28
Christmas, Orange	28
Mcdavid, Escambia	28
Melrose, Putnam	28
Coleman, Sumter	27
Ocklawaha, Marion	27
Poinciana, Polk	27
Howey-In-The-Hills, Lake	26
Lee, Madison	26
Florida State University, Leon	25
Hallandale Beach, Broward	24
Elkton, St. Johns	24
Lake Helen, Volusia	24
Lauderdale By The Sea, Broward	24
Canal Point, Palm Beach	23
Inlet Beach, Walton	23
Missing, Baker	23
Malabar, Brevard	23
Mcalpin, Suwannee	23
Hypoluxo, Palm Beach	22
Stock Island, Monroe	22
Missing, Holmes	22
Big Pine Key, Monroe	22
Felda, Hendry	22
Florida Dept Of Corrections, Union	22
Citrus Springs, Citrus	22
Princeton, Dade	22
Madeira Beach, Pinellas	21
Patrick Air Force Base, Brevard	21
Missing, Wakulla	21
Fountain, Bay	21
Juno Beach, Palm Beach	21
Bokeelia, Lee	21
Micanopy, Alachua	21
Fern Park, Seminole	20
Missing, Gilchrist	20
Missing, Sumter	20
Astor, Lake	20
Steinhatchee, Taylor	20
Osteen, Volusia	20
Malone, Jackson	20
Ochopee, Collier	20

COVID-19: characteristics of 355,899 Florida resident cases

Data through Jul 19, 2020 verified as of Jul 20, 2020 at 09:25 AM

Data in this report are provisional and subject to change.

The table below includes the cities and counties of residence for cases in Florida residents based on the patient's ZIP Code.

Note that city is not always received as part of the initial notification and may be missing while the case is being investigated.

City and county	Cases
Alford, Jackson	19
Atlantis, Palm Beach	19
Babson Park, Polk	19
Astatula, Lake	19
Greensboro, Gadsden	19
Lady Lake, Sumter	19
Hosford, Liberty	19
Sunny Isles Beach, Dade	19
Saint James City, Lee	18
The Villages, Lake	18
Floral City, Citrus	18
Missing, Bay	18
Bryceville, Nassau	18
Naranja, Dade	18
Miami Springs, Dade	18
Morriston, Levy	17
Hialeah Gardens, Dade	17
Eastpoint, Franklin	17
Kissimmee, Orange	17
Weirsdale, Marion	17
Laurel Hill, Okaloosa	17
Valparaiso, Okaloosa	17
Wellborn, Suwannee	17
Belleair, Pinellas	17
Temple Terrace, Hillsborough	16
Bradenton Beach, Manatee	16
Eglin Air Force Base, Okaloosa	16
Longboat Key, Manatee	16
Belleair Beach, Pinellas	16
Anthony, Marion	15
Carrabelle, Franklin	15
North Bay Village, Dade	15
Missing, Jefferson	15
Kendall, Dade	15
Oak Hill, Volusia	15
Missing, Liberty	15
Unknown, Orange	15
Grant-Valkaria, Brevard	15
Summerland Key, Monroe	15
Westville, Holmes	15
Odessa, Pasco	15
Haverhill, Palm Beach	14
Yalaha, Lake	14
Crystal Beach, Pinellas	14
Sweetwater, Dade	14
Golden Beach, Dade	13
Welaka, Putnam	13
Alafaya, Orange	13
Waverly, Polk	13
Carrollwood, Hillsborough	13
San Mateo, Putnam	13
Sumterville, Sumter	13
Baldwin, Duval	13
Missing, Suwannee	13
Missing, Okeechobee	13
Kindred, Osceola	13
Ona, Hardee	13
Paisley, Lake	12
Miami Shores, Dade	12

COVID-19: characteristics of 355,899 Florida resident cases

Data through Jul 19, 2020 verified as of Jul 20, 2020 at 09:25 AM

Data in this report are provisional and subject to change.

The table below includes the cities and counties of residence for cases in Florida residents based on the patient's ZIP Code.

Note that city is not always received as part of the initial notification and may be missing while the case is being investigated.

City and county	Cases
Missing, Charlotte	12
Singer Island, Palm Beach	11
Okahumpka, Lake	11
Lamont, Jefferson	11
Edgewood, Orange	11
Lighthouse Point, Broward	11
Holt, Okaloosa	11
Bascom, Jackson	11
Village Of Palmetto Bay, Dade	11
Missing, Bradford	11
Fort Denaud, Hendry	11
Hollister, Putnam	11
Altoona, Lake	11
Holmes Beach, Manatee	11
Callaway, Bay	10
Nocatee, Desoto	10
Placida, Charlotte	10
Missing, Dixie	10
Waldo, Alachua	10
Heathrow, Seminole	10
West Park, Broward	10
Barefoot Bay, Brevard	10
Caryville, Washington	10
Ponce Inlet, Volusia	10
Tice, Lee	10
Bellview, Escambia	9
Florahome, Putnam	9
Mangonia Park, Palm Beach	9
Goulds, Dade	9
Lake Suzy, Desoto	9
Terra Ceia, Manatee	9
Destin, Walton	9
Walnut Hill, Escambia	8
Bay Harbor Islands, Dade	8
Dania Beach, Broward	8
Santa Fe, Alachua	8
Balm, Hillsborough	8
Sun City, Hillsborough	8
Fruit Cove, St. Johns	8
Unknown, Dade	8
Missing, Glades	8
Intercession City, Osceola	8
Clarksville, Calhoun	8
North Redington Beach, Pinellas	8
Sopchoppy, Wakulla	8
Tierra Verde, Pinellas	8
Kinard, Calhoun	7
Brooker, Bradford	7
Reunion, Osceola	7
Winter Park, Seminole	7
Labelle, Glades	7
Matlacha, Lee	7
Sebastian, Brevard	7
Tyndall Air Force Base, Bay	7
Pinetta, Madison	7
Missing, Alachua	7
Ocean Ridge, Palm Beach	7
Harmony, Osceola	7
Campbellton, Jackson	7

COVID-19: characteristics of 355,899 Florida resident cases

Data through Jul 19, 2020 verified as of Jul 20, 2020 at 09:25 AM

Data in this report are provisional and subject to change.

The table below includes the cities and counties of residence for cases in Florida residents based on the patient's ZIP Code.

Note that city is not always received as part of the initial notification and may be missing while the case is being investigated.

City and county	Cases
Georgetown, Putnam	7
Highland City, Polk	7
Treasure Island, Pinellas	7
Bayonet Point, Pasco	7
Inglis, Levy	7
Eloise, Polk	6
Key Colony Beach, Monroe	6
Wabasso, Indian River	6
Missing, Franklin	6
Ponce De Leon, Holmes	6
Tioga, Alachua	6
Venus, Highlands	6
Sydney, Hillsborough	6
Kathleen, Polk	6
Lutz, Pasco	6
Hampton, Bradford	6
Pensacola Beach, Santa Rosa	6
Palma Sola, Manatee	6
Palmdale, Glades	6
Fort McCoy, Marion	6
Palm Shores, Brevard	6
La Crosse, Alachua	5
Miami, Unknown	5
Long Boat Key, Manatee	5
Missing, Taylor	5
Crystal Springs, Pasco	5
Saint Pete Beach, Pinellas	5
Ponce De Leon, Walton	5
West Delray Beach, Palm Beach	5
Wahneta, Polk	5
Missing, Lafayette	5
Eaton Park, Polk	5
Buena Ventura Lakes, Osceola	5
Cedar Key, Levy	5
Poinciana, Osceola	5
Enterprise, Volusia	5
Hiwassee, Orange	5
Indian Lake Estates, Polk	4
Maxville, Duval	4
Ybor City, Hillsborough	4
Lehigh, Lee	4
Gonzalez, Escambia	4
Tallevast, Manatee	4
Missing, Putnam	4
Hollywood, Unknown	4
Kenansville, Osceola	4
Perdido Key, Escambia	4
Nichols, Polk	4
Nobleton, Hernando	4
Northdale, Hillsborough	4
Lorida, Highlands	4
Altamonte Springs, Orange	4
Maitland, Seminole	4
Bay Pines, Pinellas	4
Homeland, Polk	4
Cloud Lake, Palm Beach	4
Paxton, Walton	4
Penney Farms, Clay	4
Plymouth, Orange	4

COVID-19: characteristics of 355,899 Florida resident cases

Data through Jul 19, 2020 verified as of Jul 20, 2020 at 09:25 AM

Data in this report are provisional and subject to change.

The table below includes the cities and counties of residence for cases in Florida residents based on the patient's ZIP Code.

Note that city is not always received as part of the initial notification and may be missing while the case is being investigated.

City and county	Cases
Siesta Key, Sarasota	4
Ridge Manor, Pasco	4
Jacksonville, Unknown	4
Pembroke Park, Broward	4
Mayport, Duval	4
Mango, Hillsborough	4
Missing, Union	3
Pine Hills, Orange	3
Orlando, Seminole	3
North Venice, Sarasota	3
Shady Grove, Taylor	3
Graceville, Holmes	3
Fisher Island, Dade	3
Buckingham, Lee	3
Candler, Marion	3
Boca Grande, Lee	3
Bradley, Polk	3
Saint Lucie West, St. Lucie	3
Unknown, Broward	3
Micco, Brevard	3
Lynbrook, Broward	3
Lake Monroe, Seminole	3
Captiva, Lee	3
Belleair Bluffs, Pinellas	3
Bagdad, Santa Rosa	3
Fort Lauderdale, Unknown	3
Ferndale, Lake	3
Davenport, Osceola	3
Bonifay, Washington	3
Green Acres, Palm Beach	3
Dinsmore, Duval	3
Ebro, Washington	3
Long Key, Monroe	3
Azalea Park, Orange	3
Anna Maria, Manatee	3
Cudjoe Key, Monroe	3
Cutler Ridge, Dade	3
Duette, Manatee	3
East Lake, Marion	3
Missing, Hamilton	3
Mexico Beach, Bay	3
Panacea, Wakulla	3
Trilby, Pasco	3
Celebration, Orange	3
Leisure City, Dade	3
Perrine, Dade	3
Port Saint John, Brevard	3
Pasadena, Pinellas	3
Saint Leo, Pasco	3
Oneco, Manatee	3
Westchase, Hillsborough	3
Mayport Naval Housing, Duval	3
Mount Plymouth, Lake	3
Miromar Lakes, Lee	3
City Of Sunrise, Broward	3
Dowling Park, Suwannee	3
Braden River, Manatee	3
Fpo, Duval	3
Elfers, Pasco	3

COVID-19: characteristics of 355,899 Florida resident cases

Data through Jul 19, 2020 verified as of Jul 20, 2020 at 09:25 AM

Data in this report are provisional and subject to change.

The table below includes the cities and counties of residence for cases in Florida residents based on the patient's ZIP Code.

Note that city is not always received as part of the initial notification and may be missing while the case is being investigated.

City and county	Cases
Gulf Stream, Palm Beach	3
Steinhatchee, Dixie	3
Saint Marks, Wakulla	3
Orange Lake, Marion	3
Pompano Beach, Unknown	3
Eatonville, Orange	3
Homosassa Springs, Citrus	3
Lacoochee, Pasco	3
Hernando Beach, Hernando	3
Gulf Hammock, Levy	3
Centerville, Leon	3
Ft Pierce, St. Lucie	2
Gulf Breeze, Escambia	2
Lamont, Taylor	2
Land O Lakes, Hillsborough	2
Lulu, Columbia	2
Venice, Manatee	2
Unknown, Seminole	2
Sugarloaf, Monroe	2
Earleton, Alachua	2
Longboat Key, Sarasota	2
Aloma, Orange	2
Branford, Lafayette	2
Clewiston, Palm Beach	2
Ormond Beach, Flagler	2
Rubonia, Manatee	2
San Carlos Park, Lee	2
Sorrento, Orange	2
Everglades National Park, Dade	2
Mulberry, Hillsborough	2
Union Park, Orange	2
Virginia Gardens, Dade	2
New Smyrna, Volusia	2
South Palm Beach, Palm Beach	2
Sand Lake, Orange	2
West Palm Beach, Unknown	2
Lake Butler, Bradford	2
Miami, Martin	2
At Large, Broward	2
Goodland, Collier	2
Durant, Hillsborough	2
Fort Charlotte, Charlotte	2
Lealman, Pinellas	2
Horseshoe Beach, Dixie	2
Forest City, Orange	2
Goldenrod, Seminole	2
Alturas, Polk	2
Chokoloskee, Collier	2
Orlando, Brevard	2
Lake Harbor, Palm Beach	2
Lake City, Suwannee	2
Woodville, Leon	2
Yankeetown, Levy	2
Archer, Levy	2
Lake Como, Putnam	2
Hawthorne, Putnam	2
Jensen Beach, St. Lucie	2
Lockhart, Orange	2
Lowell, Marion	2

COVID-19: characteristics of 355,899 Florida resident cases

Data through Jul 19, 2020 verified as of Jul 20, 2020 at 09:25 AM

Data in this report are provisional and subject to change.

The table below includes the cities and counties of residence for cases in Florida residents based on the patient's ZIP Code.

Note that city is not always received as part of the initial notification and may be missing while the case is being investigated.

City and county	Cases
Loxahatchee Groves, Palm Beach	2
Valkaria, Brevard	2
University Park, Manatee	2
Trenton, Levy	2
West Villages, Sarasota	2
Quail Heights, Dade	2
Ramrod Key, Monroe	2
Ponte Vedra, Duval	2
Hallandale Beach, Broward	2
Laurel, Sarasota	2
Manalapan, Palm Beach	2
Inlet Beach, Bay	2
Sunny Hills, Washington	2
Tangerine, Orange	2
Oklawaha, Marion	2
Milton, Escambia	2
Miamf, Dade	1
Olustee, Baker	1
Okeechobee, St. Lucie	1
Pine Ridge, Citrus	1
Parker, Bay	1
Weston, Dade	1
Wesley Chapel, Alachua	1
Tewksbury, Orange	1
Unknown, Columbia	1
Unknown, Palm Beach	1
Watersound, Walton	1
Switzerland, St. Johns	1
Tampa Palms, Hillsborough	1
South Daytona Beach, Volusia	1
Tampa, Pinellas	1
Sewalls Point, Martin	1
San Antonio, Unknown	1
Jacksonville, Clay	1
Hollywood, Dade	1
Kissimmee, Brevard	1
Grandin, Putnam	1
Florence Villa, Polk	1
Fl, Dade	1
Fellsmeele, Brevard	1
Estero, Collier	1
Celeste, Broward	1
Cortez, Manatee	1
Clermont, Orange	1
Clermont, Polk	1
Doctors Inlet, Clay	1
Bay Lake, Orange	1
Beverly Beach, Flagler	1
Aollywoss, Dade	1
Arnondale, Hillsborough	1
Port Everglades, Broward	1
Palm Beach Shores, Palm Beach	1
Orlando, Columbia	1
Orlando, Unknown	1
River Ranch, Polk	1
Seven Springs, Pasco	1
Tallahassee, Unknown	1
The Villages, Marion	1
West Bradenton, Manatee	1

COVID-19: characteristics of 355,899 Florida resident cases

Data through Jul 19, 2020 verified as of Jul 20, 2020 at 09:25 AM

Data in this report are provisional and subject to change.

The table below includes the cities and counties of residence for cases in Florida residents based on the patient's ZIP Code.

Note that city is not always received as part of the initial notification and may be missing while the case is being investigated.

City and county	Cases
Wintergarden, Orange	1
Venice, Hillsborough	1
Louisville, Broward	1
Jupiter, Duval	1
Jacksonville, Broward	1
Laud-By-The-Sea, Broward	1
Boca Raton, Orange	1
Davenport, Orange	1
Hallandale Beach, Unknown	1
Immokalee, Lee	1
Indian Shores, Pinellas	1
Wimauma, Manatee	1
Saint Cloud, Orange	1
Saint Petersburg, Dade	1
Palm Coast, Orange	1
Wausau, Washington	1
Telogia, Liberty	1
Turmero, Dade	1
Scottsmoor, Brevard	1
Loughman, Polk	1
Logwood, Seminole	1
Murdock, Charlotte	1
Casselberry, Orange	1
Darien, Pasco	1
Deltona , Volusia	1
Bostwick, Putnam	1
Bartow, Unknown	1
Cassadaga, Volusia	1
Champions Gate, Polk	1
Gastonia, Polk	1
Hurlburt Field, Okaloosa	1
Hialeah, Unknown	1
Hallandale Ben, Unknown	1
General Delivery, Pasco	1
Gibsonia, Polk	1
Greenacres, Unknown	1
Madison, Unknown	1
Live Oak, Columbia	1
Everett, Dade	1
Everglades City, Collier	1
Daytona Beach Shores, Volusia	1
Cottdale, Washington	1
Apopka, Unknown	1
Alligator Point, Wakulla	1
Bayshore Gardens, Manatee	1
Bonita Springs, Collier	1
University Of Central Fl, Orange	1
Valrico, Orange	1
Winterpark, Unknown	1
Wewahitchka, Calhoun	1
Tampa, Orange	1
Town N Country, Hillsborough	1
South Fort Myers, Lee	1
Orlando, Orange	1
Port Salerno, Martin	1
Redington Beach, Pinellas	1
Saint Cloud, Manatee	1
Nokomis, Palm Beach	1
Ocala, Unknown	1

COVID-19: characteristics of 355,899 Florida resident cases

Data through Jul 19, 2020 verified as of Jul 20, 2020 at 09:25 AM

Data in this report are provisional and subject to change.

The table below includes the cities and counties of residence for cases in Florida residents based on the patient's ZIP Code.

Note that city is not always received as part of the initial notification and may be missing while the case is being investigated.

City and county	Cases
Ocean Breeze, Martin	1
Margate, Unknown	1
El Jobean, Charlotte	1
Fort Lauderdale, Dade	1
Franklin, Orange	1
Haines City, Orange	1
Austin, Dade	1
Apo, Collier	1
Astor, Volusia	1
Clearwater, Hillsborough	1
Mayport Naval Station, Duval	1
Mount Dora, Orange	1
New Church, Palm Beach	1
New Port Richey, Hillsborough	1
Jena, Taylor	1
Litchfield Park, Unknown	1
Laurel Hill, Walton	1
Lauderhill, Unknown	1
West Hollywood, Broward	1
Weston, Unknown	1
Winter Springs, Orange	1
Seacrest, Bay	1
Unknown, Sarasota	1
Unknown Out Of Area, Palm Beach	1
Unknown, Duval	1
Pensacola Naval Hospital, Escambia	1
Orange Park, Duval	1
Orlando, Osceola	1
Roseland, Indian River	1
Point Washington, Walton	1
St Cloud, Orange	1
Sarasota, Unknown	1
Seacrest, Walton	1
Pooler, Broward	1
Salem, Taylor	1
Samoset, Manatee	1
Oakland Park, Unknown	1
North Port, Manatee	1
Okeechobee, Martin	1
Palma Ceia, Hillsborough	1
Pennsacola, Escambia	1
Wakulla Springs, Wakulla	1
University Of Miami, Dade	1
Unknown, Manatee	1
Twentynine Palms, Broward	1
Windermere, Unknown	1
Xifamk, Dade	1
Miami Dade, Unknown	1
Miami, Broward	1
Miamksaohes, Dade	1
Indian River Shores, Indian River	1
Indian Rock Beach, Pinellas	1
Hillsboro Beach, Broward	1
Holder, Citrus	1
Fanning Springs, Gilchrist	1
Fellsmere, Brevard	1
Fernandina, Nassau	1
Cypress Gardens, Polk	1
Sanford, Orange	1

COVID-19: characteristics of 355,899 Florida resident cases

Data through Jul 19, 2020 verified as of Jul 20, 2020 at 09:25 AM

Data in this report are provisional and subject to change.

The table below includes the cities and counties of residence for cases in Florida residents based on the patient's ZIP Code.

Note that city is not always received as part of the initial notification and may be missing while the case is being investigated.

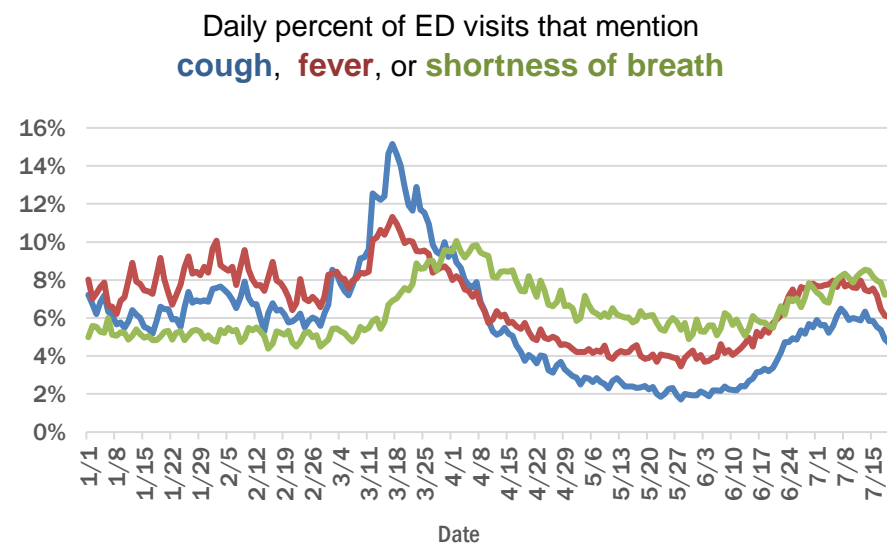
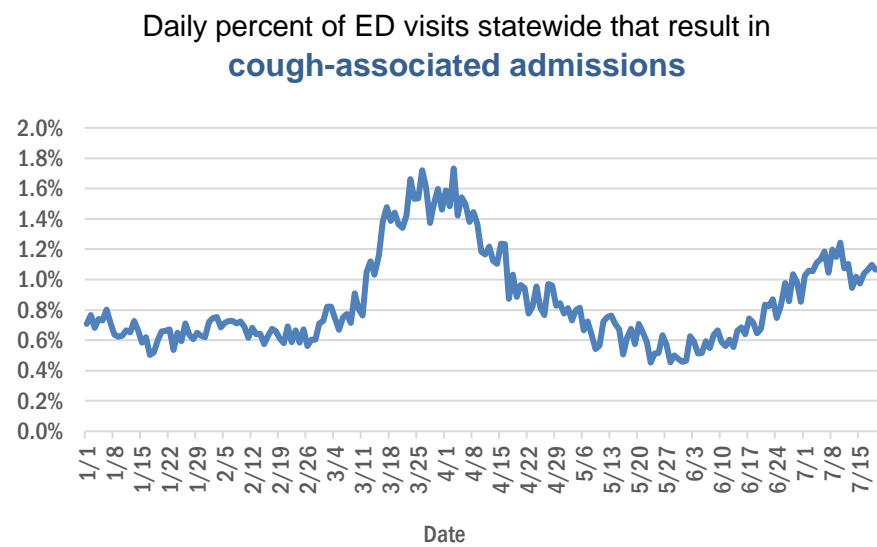
City and county	Cases
Shalimar, Escambia	1
Sharpes, Brevard	1
Unknown, Unknown	1
Unable To Obtain, Palm Beach	1
University Of Tampa, Hillsborough	1
Watersound, Bay	1
Yeehaw, Okeechobee	1
Okeechobee, Dade	1
Rivera Beach, Palm Beach	1
Perth Amboy, Hillsborough	1
Panama City, Unknown	1
Miami Gardens, Unknown	1
Morriston, Marion	1
Mount Dora, Seminole	1
Naples, Lee	1
North Fort Myers, Charlotte	1
North Laud, Unknown	1
Clearwater, Pasco	1
Duck Key, Monroe	1
Davie, Unknown	1
Cape Haze, Charlotte	1
Alva, Escambia	1
Bayou George, Bay	1
Mesa, Unknown	1
Jacksonville Naval Air Station, Duval	1
Jacksonville Naval Hospital, Duval	1
Homossa, Orange	1
Hudson, Pinellas	1
Indian Creek Village, Dade	1
Unknown, Volusia	1
Westville, Walton	1
Port Saint Lucie, Palm Beach	1
Punta Gurda, Sarasota	1
Rocky Point, Hillsborough	1
Saint Johns, Duval	1
Pensacola Beach, Escambia	1
Pine Castle, Orange	1
Miccosukee, Leon	1
Milligan, Okaloosa	1
Miami, Lee	1
N. Lauderdale, Broward	1
Layton, Monroe	1
Lehigh Acers, Lee	1
Homeless, Hillsborough	1
Homeless, Monroe	1
Hutchinson Island, St. Lucie	1
Glenwood, Volusia	1
Hallandale, Unknown	1
Deerfield Beach, Unknown	1
Cypress, Jackson	1
Clarcona, Orange	1
Coconut Ck, Unknown	1
Alpharetta, Broward	1
Baker, Escambia	1
Cape Cord, Lee	1
Total	355,899

COVID-19: additional surveillance information

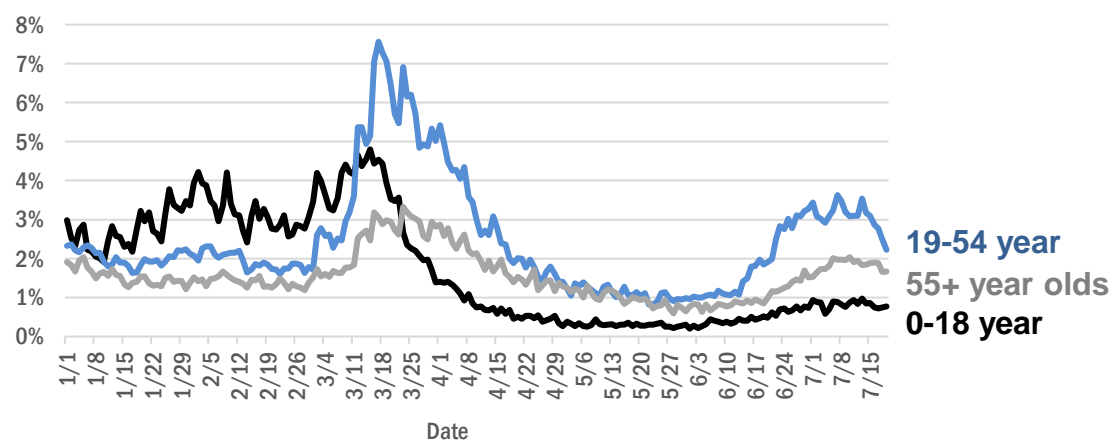
Data through Jul 19, 2020 verified as of Jul 20, 2020 at 09:25 AM

Data in this report are provisional and subject to change.

Statewide emergency department (ED) chief complaint and admission data



Daily percent of ED visits statewide that mention cough by age group



The Electronic Surveillance System for the Early Notification of Community-Based Epidemics (ESSENCE-FL) includes chief complaint data from 211 of 212 Florida EDs. Data are transmitted electronically to ESSENCE-FL daily or hourly.

COVID-19: All persons with tests reported

Data through Jul 19, 2020 verified as of Jul 20, 2020 at 09:25 AM

Data in this report are provisional and subject to change.

The table below includes persons with laboratory results that the Department of Health has received electronically or by mail/fax for Florida residents and non-Florida residents.

County	Awaiting testing	Inconclusive	Negative	Positive	Percent positive	Total tested
Dade	193	996	416,876	87,035	17%	504,907
Broward	108	346	281,296	40,976	13%	322,618
Palm Beach	202	440	188,998	26,426	12%	215,864
Hillsborough	148	259	165,742	24,135	13%	190,136
Orange	367	247	189,940	23,584	11%	213,771
Duval	103	197	148,096	17,245	10%	165,538
Pinellas	29	99	126,770	13,705	10%	140,574
Lee	19	26	80,184	12,906	14%	93,116
Polk	28	71	65,174	9,877	13%	75,122
Collier	152	51	42,960	7,934	16%	50,945
Manatee	2	34	59,637	6,738	10%	66,409
Osceola	67	93	40,162	6,268	13%	46,523
Escambia	18	26	48,931	5,900	11%	54,857
Seminole	27	52	49,400	5,411	10%	54,863
Volusia	23	69	52,171	5,297	9%	57,537
Pasco	51	40	48,556	5,050	9%	53,646
Sarasota	28	32	53,891	4,338	7%	58,261
Brevard	4	50	64,292	4,303	6%	68,645
St. Lucie	216	44	29,371	3,706	11%	33,121
Lake	44	33	46,618	3,391	7%	50,042
Martin	37	32	18,731	3,152	14%	21,915
Leon	14	81	41,793	3,140	7%	45,014
Alachua	2	18	54,980	2,683	5%	57,681
Marion	238	24	33,070	2,550	7%	35,644
St. Johns	34	32	29,546	2,541	8%	32,119
Clay	10	13	24,921	2,137	8%	27,071
Bay	3	26	16,544	2,105	11%	18,675
Santa Rosa	1	17	18,663	1,976	10%	20,656
Okaloosa	24	26	19,905	1,973	9%	21,904
Indian River	34	9	19,641	1,649	8%	21,299
Charlotte	5	11	17,896	1,470	8%	19,377
Hendry	1	11	5,541	1,389	20%	6,941
Columbia	3	37	8,139	1,372	14%	9,548
Hernando		4	13,733	1,207	8%	14,944
Desoto	10	19	6,921	1,086	14%	8,026
Putnam	3	5	8,985	984	10%	9,974
Suwannee		8	4,998	895	15%	5,901
Monroe	37	9	8,730	894	9%	9,633
Jackson	2	11	6,937	857	11%	7,805
Citrus	7	7	13,621	855	6%	14,483
Gadsden	1	24	7,470	854	10%	8,348
Sumter	44	12	12,713	843	6%	13,568
Walton		19	5,800	822	12%	6,641
Nassau	17	18	10,972	784	7%	11,774
Highlands	6	12	11,728	778	6%	12,518
Hardee		3	3,069	710	19%	3,782
Okeechobee	2	7	4,404	662	13%	5,073
Flagler	5	11	11,056	659	6%	11,726

COVID-19: All persons with tests reported

Data through Jul 19, 2020 verified as of Jul 20, 2020 at 09:25 AM

Data in this report are provisional and subject to change.

The table below includes persons with laboratory results that the Department of Health has received electronically or by mail/fax for Florida residents and non-Florida residents.

County	Awaiting testing	Inconclusive	Negative	Positive	Percent positive	Total tested
Hamilton	1	2	3,052	516	14%	3,570
Madison	2	25	3,695	451	11%	4,171
Unknown		28	3,803	403	10%	4,234
Levy		9	4,267	375	8%	4,651
Holmes		6	3,159	313	9%	3,478
Liberty		1	2,491	311	11%	2,803
Washington	5	1	2,693	310	10%	3,004
Wakulla	1	9	3,585	297	8%	3,891
Glades		1	639	286	31%	926
Baker	9		3,414	238	7%	3,652
Gilchrist		4	2,756	230	8%	2,990
Calhoun	1	6	1,622	229	12%	1,857
Taylor		1	2,068	214	9%	2,283
Bradford	1	3	3,293	195	6%	3,491
Dixie			1,792	190	10%	1,982
Gulf		4	2,667	178	6%	2,849
Union		1	2,710	142	5%	2,853
Jefferson	1	1	1,659	113	6%	1,773
Franklin	1	1	2,105	77	4%	2,183
Lafayette		2	670	73	10%	745
State-Call Center				1	100%	1
Total	2,391	3,816	2,691,712	360,394	12%	3,055,922

COVID-19: testing by laboratory

Data through Jul 19, 2020 verified as of Jul 20, 2020 at 09:25 AM

Data in this report are provisional and subject to change.

The numbers in the table below represent the number for whom test results were received by the Department of Health. A person can be tested by more than one laboratory and can have both positive and negative results. **Therefore, the sum of the numbers in each column will be larger than the total number of people tested.**

Reporting lab	Inconclusive	Negative	Positive	Percent positive	Total
QUEST DIAGNOSTICS - TAMPA	2,309	523,226	68,935	12%	594,470
LABORATORY CORPORATION OF AMERICA	590	476,585	67,886	12%	545,061
BIO REFERENCE LABORATORIES, INC	2,631	337,592	58,732	15%	398,955
GENETWORX	662	304,000	25,621	8%	330,283
REALTOX LABS LLC	1,076	141,723	20,154	12%	162,953
ADVENT HEALTH LAB	106	98,380	13,149	12%	111,635
NORTHWEST LABORATORY	99	106,112	3,826	3%	110,037
CURATIVE_LABS	1,290	80,502	2,994	4%	84,786
KORVALABS, INC	499	64,782	2,306	3%	67,587
MEDICAL DIAGNOSTIC LABORATORIES	442	58,461	7,721	12%	66,624
BIOCOLLECTIONS WORLDWIDE, INC	96	46,295	7,279	14%	53,670
MAYO CLINIC LABORATORIES	78	48,547	4,314	8%	52,939
MEMORIAL REGIONAL HOSPITAL SOUTH	18	39,234	9,175	19%	48,427
QUEST DIAGNOSTICS NICHOLS INSTITUTE, INC.	141	42,719	5,016	10%	47,876
BAYCARE LABORATORIES LLC	202	42,678	4,392	9%	47,272
SACRED HEART HOSPITAL LABORATORY	2	35,673	3,619	9%	39,294
ORLANDO REG MED CENTER CLINICAL LAB	344	34,679	4,134	11%	39,157
BPHL-JACKSONVILLE	11	31,480	5,865	16%	37,356
DIATHERIX LABORATORIES		30,427	3,838	11%	34,265
TAMPA GENERAL HOSPITAL	4	31,936	2,292	7%	34,232
TESTING MATTERS INC		30,049	3,995	12%	34,044
UF PATHLABS	33	32,406	1,031	3%	33,470
JACKSON MEMORIAL HOSPITAL CLINICAL LAB	79	23,405	5,103	18%	28,587
ARUP LABORATORIES		26,482	1,811	6%	28,293
VIRACOR-EUROFINS LABORATORIES		21,331	6,810	24%	28,141
BPHL-MIAMI	175	20,116	3,745	16%	24,036
BPHL-TAMPA (SPECTRUM BLVD)	43	18,177	2,823	13%	21,043
SHANDS AT THE UNIVERSITY OF FLORIDA	35	19,314	864	4%	20,213
AIT LABORATORIES		17,366	1,953	10%	19,319
ELABNETWORK	1	17,648	1,444	8%	19,093
LAKELAND REGIONAL MEDICAL CENTER	34	14,905	1,608	10%	16,547
ST VINCENT'S MEDICAL CENTER - RIVERSIDE	1	14,759	1,614	10%	16,374
WALGREENS	9	13,255	2,099	14%	15,363
CAPE CORAL HOSPITAL CLINICAL LABORATORY		12,910	2,303	15%	15,213
BROWARD GENERAL MEDICAL CENTER-CLINICAL LAB	2	11,688	1,532	12%	13,222
STATLAB_MOBILE		10,640	751	7%	11,391
BAPTIST HOSPITAL OF MIAMI CLINICAL LABORATORY	5	9,610	1,713	15%	11,328
SHANDS JACKSONVILLE MEDICAL CENTER INC	31	10,138	774	7%	10,943
CLEVELAND CLINIC HOSPITAL LAB	3	9,507	904	9%	10,414
BAPTIST MEDICAL CENTER JACKSONVILLE	1	9,583	568	6%	10,152
FLORIDA HOSPITAL - TAMPA	5	9,284	837	8%	10,126
NAPLES COMMUNITY HOSPITAL	11	8,852	952	10%	9,815
ADVENTHEALTH DAYTONA BEACH	15	9,129	608	6%	9,752
ST JOSEPHS HOSPITAL LABORATORY	7	7,824	939	11%	8,770
PALMETTO GENERAL HOSPITAL LAB	2	6,521	1,980	23%	8,503
INTEGRATED REGIONAL LABORATORIES LLP		6,756	1,071	14%	7,827
LABCORP BURLINGTON (ELR)	2	7,468	237	3%	7,707

COVID-19: testing by laboratory

Data through Jul 19, 2020 verified as of Jul 20, 2020 at 09:25 AM

Data in this report are provisional and subject to change.

The numbers in the table below represent the number for whom test results were received by the Department of Health. A person can be tested by more than one laboratory and can have both positive and negative results. **Therefore, the sum of the numbers in each column will be larger than the total number of people tested.**

Reporting lab	Inconclusive	Negative	Positive	Percent positive	Total
MOUNT SINAI MEDICAL CENTER	3	6,910	747	10%	7,660
MAKO MEDICAL LABORATORIES	97	6,354	948	13%	7,399
MORTON PLANT HOSPITAL-ADLER INSTITUTE	7	6,700	530	7%	7,237
JFK MEDICAL CENTER LAB	1	6,061	1,135	16%	7,197
REAL DIAGNOSTICS	77	6,449	465	7%	6,991
SARASOTA MEMORIAL HOSPITAL MAIN LAB	12	6,316	562	8%	6,890
TALLAHASSEE MEMORIAL HOSPITAL	1	6,419	467	7%	6,887
SOUTH MIAMI HOSPITAL LAB	8	5,841	867	13%	6,716
SAINT MARY'S MEDICAL CENTER	8	5,705	884	13%	6,597
NORTH FLORIDA REGIONAL MEDICAL CENTER		6,021	494	8%	6,515
BRANDON REGIONAL HOSPITAL		5,330	958	15%	6,288
MEMORIAL REGIONAL HOSPITAL CLINICAL LABORATORY	7	5,623	429	7%	6,059
MILLENNIUM PHYSICIAN GROUP		5,017	1,005	17%	6,022
WELLINGTON REGIONAL MED CTR LAB	3	5,086	838	14%	5,927
FLORIDA HOSPITAL WATERMAN LABORATORY	10	5,385	407	7%	5,802
INDIAN RIVER MEDICAL CENTER LAB		5,464	285	5%	5,749
NICKLAUS CHILDREN'S HOSPITAL	10	4,806	801	14%	5,617
JUPITER MEDICAL CENTER LAB	12	4,842	737	13%	5,591
LARKIN COMMUNITY HOSPITAL	10	4,587	855	16%	5,452
UNIVERSITY OF MIAMI HOSPITAL	9	4,214	1,057	20%	5,280
ECCO LAB GROUP CO	138	4,090	1,022	19%	5,250
BAPTIST HOSPITAL OF MIAMI MOLECULAR DIAGNOSTICS	45	4,378	597	12%	5,020
PANCARE OF FLORIDA INC		4,838	156	3%	4,994
DELRAY MEDICAL CENTER	2	4,320	572	12%	4,894
AEGIS SCIENCES CORPORATION	26	4,509	288	6%	4,823
ST ANTHONY'S HOSPITAL LAB	10	4,215	566	12%	4,791
HOMESTEAD HOSPITAL CLINICAL LABORATORY		3,784	972	20%	4,756
MEMORIAL HOSPITAL JACKSONVILLE	8	3,787	922	20%	4,717
ARNOLD PALMER MEDICAL CENTER CLINICAL LAB		4,381	93	2%	4,474
WEST KENDALL BAPTIST HOSPITAL LABORATORY	2	3,547	820	19%	4,369
WINTER HAVEN HOSPITAL CLINICAL LABORATORY	1	3,671	670	15%	4,342
OSCEOLA REGIONAL MEDICAL CENTER	1	3,506	653	16%	4,160
ST JOSEPHS HOSPITAL SOUTH LABORATORY	3	3,619	534	13%	4,156
GOOD SAMARITAN MEDICAL CENTER LAB	1	3,344	667	17%	4,012
MEASE COUNTRYSIDE LAB		3,613	372	9%	3,985
ORANGE PARK MEDICAL CENTER	4	3,049	755	20%	3,808
GULF COAST MEDICAL CENTER MICROLAB		2,808	942	25%	3,750
BAPTIST MEDICAL CENTER SOUTH		3,473	264	7%	3,737
QUEST DIAGNOSTICS NICHOLS INSTITUTE - SJC (ELR)	4	3,137	429	12%	3,570
LAWNWOOD REGIONAL MEDICAL CENTER	1	3,054	466	13%	3,521
FLORIDA HOSPITAL HEARTLAND MED CTR CLINICAL LAB	1	3,106	261	8%	3,368
NEW YORK STATE ELR - SUNRISE MEDICAL LABORATORIES		3,288	77	2%	3,365
WESTSIDE REGIONAL MED CTR	2	2,757	580	17%	3,339
WEST BOCA MEDICAL CENTER LAB		2,960	360	11%	3,320

COVID-19: testing by laboratory

Data through Jul 19, 2020 verified as of Jul 20, 2020 at 09:25 AM

Data in this report are provisional and subject to change.

The numbers in the table below represent the number for whom test results were received by the Department of Health. A person can be tested by more than one laboratory and can have both positive and negative results. **Therefore, the sum of the numbers in each column will be larger than the total number of people tested.**

Reporting lab	Inconclusive	Negative	Positive	Percent positive	Total
MEMORIAL HOSPITAL WEST LABORATORY SERVICES	7	2,967	309	9%	3,283
MANATEE MEMORIAL HOSPITAL		2,923	351	11%	3,274
AVENTURA HOSPITAL LAB		2,380	829	26%	3,209
Lee Memorial Hospital		2,599	592	19%	3,191
HEALTH PARK MEDICAL CENTER CLINICAL LAB		2,536	640	20%	3,176
BAPTIST HOSPITAL LABORATORY	4	2,712	443	14%	3,159
HALIFAX MEDICAL CENTER LAB	3	2,743	412	13%	3,158
FLORIDA HOSPITAL WESLEY CHAPEL	1	2,878	277	9%	3,156
APPLIED INGENUITY DIAGNOSTICS LLC		2,987	165	5%	3,152
MERCY HOSPITAL A CAMPUS OF PLANTATION GEN HOSP LAB	1	2,369	776	25%	3,146
WEST FLORIDA HOSPITAL LAB		2,476	643	21%	3,119
CORAL GABLES HOSPITAL CLINICAL LABORATORY		2,382	718	23%	3,100
PALM BEACH GARDENS MEDICAL CTR LAB		2,771	313	10%	3,084
NCH NORTH NAPLES HOSPITAL LAB	1	2,756	326	11%	3,083
BROWARD HEALTH NORTH CLINICAL LABORATORY		2,662	412	13%	3,074
CLEVELAND CLINIC MARTIN SOUTH HOSPITAL		2,795	264	9%	3,059
CORAL SPRINGS MED CTR		2,717	294	10%	3,011
LARGO MEDICAL CENTER		2,590	399	13%	2,989
DOCTORS HOSPITAL	2	2,390	597	20%	2,989
BETHESDA HOSPITAL EAST		2,654	324	11%	2,978
PALMS WEST HOSPITAL LAB	2	2,340	597	20%	2,939
NORTH SHORE MEDICAL CENTER		2,248	671	23%	2,919
DRS CLACK SPENCER WHITE & MCCORMACK PA D/B/A		2,497	410	14%	2,907
OAK HILL HOSPITAL		2,638	261	9%	2,899
NORTHWEST MEDICAL CENTER	1	2,239	646	22%	2,886
MOFFITT CANCER CENTER	5	2,792	26	1%	2,823
FLORIDA HOSPITAL ZEPHYRHILLS		2,577	188	7%	2,765
FLORIDA HOSPITAL FLAGLER	2	2,479	155	6%	2,636
MARTIN HOSPITAL SOUTH LAB		2,504	90	3%	2,594
BLAKE MEDICAL CENTER		2,094	442	17%	2,536
Capital Regional Medical Ctr		2,037	418	17%	2,455
FLORIDA MEDICAL CENTER - A CAMPUS OF NORTH SHORE	2	2,046	405	17%	2,453
QUEST DIAGNOSTICS - WEST HILLS	6	2,343	96	4%	2,445
REGIONAL MEDICAL CENTER BAYONET POINT	1	2,236	180	7%	2,417
NEMOURS CHILDRENS HOSPITAL		2,331	45	2%	2,376
FLORIDA HOSPITAL OF CARROLLWOOD		1,953	338	15%	2,291
PLANTATION GENERAL HOSPITAL		1,700	570	25%	2,270
BAYFRONT MEDICAL CENTER	7	1,675	578	26%	2,260
NORTHSIDE HOSPITAL AND HEART INSTITUTE		1,928	315	14%	2,243
MEDICAL CENTER OF TRINITY CLINICAL LABORATORY		1,893	336	15%	2,229
MORTON PLANT-MEASE		2,034	161	7%	2,195
ST JOSEPHS NORTH HOSPITAL LAB		1,940	240	11%	2,180
FLORIDA HOSPITAL DELAND		1,803	340	16%	2,143
IMPERIAL POINT MEDICAL CENTER		1,930	206	10%	2,136
OCALA REGIONAL MEDICAL CENTER		1,912	191	9%	2,103

COVID-19: testing by laboratory

Data through Jul 19, 2020 verified as of Jul 20, 2020 at 09:25 AM

Data in this report are provisional and subject to change.

The numbers in the table below represent the number for whom test results were received by the Department of Health. A person can be tested by more than one laboratory and can have both positive and negative results. **Therefore, the sum of the numbers in each column will be larger than the total number of people tested.**

Reporting lab	Inconclusive	Negative	Positive	Percent positive	Total
BAPTIST MEDICAL CENTER - BEACHES		1,948	120	6%	2,068
LAKE CITY MEDICAL CENTER		1,625	430	21%	2,055
MARTIN MEMORIAL HEALTH SYSTEM LABORATORY		1,880	154	8%	2,034
CARDIOTROPIC LABS		1,544	478	24%	2,022
LAKEWOOD RANCH MEDICAL CENTER		1,755	173	9%	1,928
DR. P. PHILLIPS HOSPITAL		1,872	34	2%	1,906
CENTRAL FLORIDA REGIONAL HOSPITAL		1,651	251	13%	1,902
GULF COAST MEDICAL CENTER LAB		1,527	309	17%	1,836
WESTCHESTER HOSPITAL	12	1,524	292	16%	1,828
SUNPATH MEDICAL DIAGNOSTICS LABORATORY	14	1,631	179	10%	1,824
SOUTH FLORIDA BAPTIST HOSPITAL MICRO	1	1,548	269	15%	1,818
ST LUCIE MEDICAL CENTER		1,510	293	16%	1,803
SOUTH LAKE HOSPITAL CLINICAL LAB		1,680	30	2%	1,710
POINCIANA MEDICAL CENTER		1,248	441	26%	1,689
BAPTIST MEDICAL CENTER - NASSAU		1,550	78	5%	1,628
FLORIDA HOSPITAL NORTH PINELLAS	5	1,486	115	7%	1,606
MEMORIAL HOSPITAL- MIRAMAR	10	1,426	118	8%	1,554
UNIVERSITY HOSPITAL AND MEDICAL CENTER		1,170	380	25%	1,550
QUEST DIAGNOSTICS	2	1,295	236	15%	1,533
PHYSICIANS REGIONAL MEDICAL CENTER - PINE RIDGE RD		1,248	283	18%	1,531
OPTEO LABORATORY		1,500	29	2%	1,529
WEST PALM HOSPITAL LAB		1,277	210	14%	1,487
MEMORIAL HOSPITAL MICRO		1,329	157	11%	1,486
LEESBURG REGIONAL MEDICAL CENTER		1,320	152	10%	1,472
LEE HEALTH COCONUT POINT CLINICAL LAB	1	1,178	278	19%	1,457
ST PETERSBURG GENERAL HOSPITAL		1,008	398	28%	1,406
WEST MARION COMMUNITY HOSPITAL LAB		1,299	105	7%	1,404
MEASE DUNEDIN HOSPITAL	1	1,233	129	9%	1,363
SOUTH SEMINOLE HOSPITAL LABORATORY		1,314	44	3%	1,358
HIALEAH HOSPITAL	3	977	356	27%	1,336
ST VINCENT'S MEDICAL CENTER - SOUTHSIDE		1,307	26	2%	1,333
MEMORIAL HOSPITAL PEMBROKE	3	1,178	150	11%	1,331
CITRUS MEMORIAL HOSPITAL LABORATORY		1,283	35	3%	1,318
OVIEDO MEDICAL CENTER		1,112	201	15%	1,313
QUEST DIAGNOSTICS LENEXA	4	1,230	77	6%	1,311
MEDCOMP SCIENCES LLC	21	875	394	31%	1,290
FORT WALTON BEACH MEDICAL CENTER		1,132	148	12%	1,280
FLORIDA HOSPITAL FISH MEMORIAL		1,046	224	18%	1,270
BAPTIST NORTH EMERGENCY CENTER		889	377	30%	1,266
DOCTORS HOSPITAL OF SARASOTA CLINICAL LABORATORY		1,113	119	10%	1,232
QUEST NEW ENGLAND	1	1,189	40	3%	1,230
VISTA CLINICAL		743	464	38%	1,207
CLINICORE LABS		1,112	88	7%	1,200
PALMS OF PASADENA HOSPITAL		974	160	14%	1,134
LOWER KEYS MEDICAL CENTER		995	80	7%	1,075
QUEST DIAGNOSTICS - ATLANTA		888	160	15%	1,048
RAULERSON HOSPITAL		861	160	16%	1,021

COVID-19: testing by laboratory

Data through Jul 19, 2020 verified as of Jul 20, 2020 at 09:25 AM

Data in this report are provisional and subject to change.

The numbers in the table below represent the number for whom test results were received by the Department of Health. A person can be tested by more than one laboratory and can have both positive and negative results. **Therefore, the sum of the numbers in each column will be larger than the total number of people tested.**

Reporting lab	Inconclusive	Negative	Positive	Percent positive	Total
QUEST DIAGNOSTICS - MIRAMAR	6	289	721	71%	1,016
CLEVELAND CLINIC TRADITION HOSPITAL		891	116	12%	1,007
SOUTH BAY HOSPITAL MICRO		852	147	15%	999
UHEALTH CORAL GABLES/LENNAR MED CTR		925	73	7%	998
LMHS		901	75	8%	976
PUTNAM COMMUNITY MEDICAL CENTER		859	108	11%	967
BARTOW REGIONAL MEDICAL CENTER	1	802	138	15%	941
ORLANDO VA MEDICAL CENTER		853	85	9%	938
CLEVELAND CLINIC MARTIN NORTH HOSPITAL		797	131	14%	928
PHYSICIANS REGIONAL MEDICAL CENTER - COLLIER BLVD	1	755	172	19%	928
BMCT Molecular Diagnostics Subsection		734	184	20%	918
VIKOR SCIENTIFIC	2	601	297	33%	900
THE VILLAGES REGIONAL HOSPITAL		811	82	9%	893
TWIN CITIES HOSPITAL		824	62	7%	886
BETHESDA HOSPITAL WEST		771	68	8%	839
ADVENTHEALTH OCALA LABORATORY		688	136	17%	824
AMERICAN HEALTH ASSOCIATES	5	485	311	39%	801
ST VINCENTS CLAY COUNTY		775	23	3%	798
FLORIDA HOSPITAL ORLANDO		745	52	7%	797
SYNERGY LABORATORIES	2	742	51	6%	795
LAKESIDE MEDICAL CENTER		493	271	35%	764
HIGHLANDS REGIONAL MEDICAL CENTER		681	80	11%	761
P4 CLINICAL, LLC	9	617	122	16%	748
GULF BREEZE HOSPITAL LAB	1	594	90	13%	685
ENGLEWOOD COMMUNITY HOSPITAL		626	50	7%	676
AVENTUS BIOLABS	1	380	292	43%	673
QUEST DIAGNOSTICS INFECTIOUS DISEASE INC		289	383	57%	672
ANNE BATES LEACH EYE HOSPITAL/ ABLEH MICROBIOLOGY LABORATORY		654	18	3%	672
VISTA CLINICAL DIAGNOSTICS		356	285	44%	641
CAPSTONE HEALTHCARE		424	208	33%	632
SACRED HEART-EMERALD COAST		510	92	15%	602
ACCESSDX	5	337	258	43%	600
BAPTIST EMERGENCY CENTER OAKLEAF		486	91	16%	577
LEON MEDICAL CENTERS LLC		432	133	24%	565
ACCESS MEDICAL LABORATORIES		227	332	59%	559
MARINERS HOSPITAL		457	68	13%	525
ORLANDO HEALTH		10	512	98%	522
EGLIN AIRFORCE BASE LAB		477	38	7%	515
BAPTIST HEALTH EMERGENCY CENTER COUNTRY WALK		418	72	15%	490
BAPTIST EMERGENCY CENTER CLAY		428	60	12%	488
LAB24 INC			473	100%	473
QUEST DIAGNOSTICS WOOD DALE		425	45	10%	470
PATIENTS CHOICE LABORATORIES		176	291	62%	467
VAMC ORLANDO		296	156	35%	452
MARTIN MEMORIAL HEALTH SYSTEMS LABORATORY		407	33	8%	440
PANCARE OF FLORIDA, INC			435	100%	435
LEE MEMORIAL HOSPITAL LAB			418	100%	418

COVID-19: testing by laboratory

Data through Jul 19, 2020 verified as of Jul 20, 2020 at 09:25 AM

Data in this report are provisional and subject to change.

The numbers in the table below represent the number for whom test results were received by the Department of Health. A person can be tested by more than one laboratory and can have both positive and negative results. **Therefore, the sum of the numbers in each column will be larger than the total number of people tested.**

Reporting lab	Inconclusive	Negative	Positive	Percent positive	Total
NCH HEALTHCARE SYSTEM MICROBIOLOGY LAB		1	414	100%	415
QUEST	1	71	328	82%	400
BARDMOOR LABORATORY	1	333	50	13%	384
QUEST DIAGNOSTICS - IRVING	6	220	158	41%	384
LABCORP RTP	1	39	340	89%	380
UNIVERSITY OF MIAMI HOSPITAL & CLINICS	1	344	33	9%	378
QUEST DIAGNOSTICS NICHOLS INSTITUTE	5	351	15	4%	371
HEALTHQUEST ESOTERICS		64	299	82%	363
SOUTHEAST ALABAMA MEDICAL CENT		329	27	8%	356
AVERO DIAGNOSTICS - IRVING		315	38	11%	353
NCH NORTHEAST		227	125	36%	352
PATHNOSTICS		22	327	94%	349
TAMPA COMMUNITY HOSPITAL		215	131	38%	346
NIGHT LITE PEDIATRICS		196	142	42%	338
JACKSON HOSPITAL LAB		310	27	8%	337
NONE		185	146	44%	331
MEMORIAL PEMBROKE 24/7 CARE CENTER		236	81	26%	317
CLARITY LABS		267	49	16%	316
WALGREEN CO	1	278	33	11%	312
DAVITA LABS		284	26	8%	310
ADVANCE MEDICAL OF NAPLES			306	100%	306
BIOREFERENCE LABORATORIES		25	281	92%	306
APPLIED INGENUITY DIAGNOSTICS		273	26	9%	299
PWN HEALTH	1	123	167	57%	291
BIO COLLECTIONS INC	1	151	139	48%	291
BOSTON HEART DIAGNOSTICS CORP		275	12	4%	287
PATIENTS FIRST - MAHAN DRIVE		161	120	43%	281
DYNIX DIAGNOSTICS		187	88	32%	275
JACKSON HOSPITAL CLINICAL LABORATORY		221	48	18%	269
NEW YORK STATE ELR - NORTH SHORE LONG ISLAND JEWISH HEALTH		245	19	7%	264
ECCOLAB GROUP	1	73	189	72%	263
NEW YORK STATE ELR - LENCO MEDICAL LABORATORY		243	12	5%	255
PHYSICIANS STAT LAB		133	110	45%	243
UAB HIGHLANDS LABORATORY		240	1	0%	241
MARTIN MEMORIAL LABORATORY AT ST LUCIE WEST		207	34	14%	241
UHEALTH DEERFIELD BEACH/UMSYLVESTER DEERFIELD BEACH LABORATORY	1	223	14	6%	238
PATIENT'S FIRST		3	234	99%	237
LUMINUS DIAGNOSTICS		166	71	30%	237
NEW YORK STATE ELR - NYU HOSPITALS CENTER CLINICAL LABORATORIES		227	10	4%	237
MAKO GENOMICS		218	11	5%	229
NEW YORK STATE ELR - DEPARTMENT OF CLINICAL LABS		222	4	2%	226
INFORM DIAGNOSTICS		223	2	1%	225
MINUTECLINIC LLC #3703		192	30	14%	222
FLO-MEDILAB SERVICES		80	140	64%	220
GENESIS REFERENCE LABORATORIES		1	215	100%	216
LABCORP		18	198	92%	216
MEDSCAN LABORATORY INC		136	73	35%	209

COVID-19: testing by laboratory

Data through Jul 19, 2020 verified as of Jul 20, 2020 at 09:25 AM

Data in this report are provisional and subject to change.

The numbers in the table below represent the number for whom test results were received by the Department of Health. A person can be tested by more than one laboratory and can have both positive and negative results. **Therefore, the sum of the numbers in each column will be larger than the total number of people tested.**

Reporting lab	Inconclusive	Negative	Positive	Percent positive	Total
THERADOC		150	58	28%	208
NCF DIAGNOSTICS & DNA TECHNOLOGIES	10	14	181	88%	205
CORE DIAGNOSTIC LABORATORIES LLC		173	28	14%	201
Assurance Scientific Laboratories		158	41	21%	199
LAB CORP	1	65	127	66%	193
MILLENNIUM PATHOLOGY			189	100%	189
HENDRY REGIONAL MEDICAL CENTER		2	183	99%	185
JAY HOSPITAL CLINICAL LABORATORY		140	34	20%	174
ST CLOUD REGIONAL MEDICAL CENTER		126	43	25%	169
BAPTIST MD ANDERSON CANCER CENTER		165			165
TENNESSEE DOH - NASHVILLE	1	143	14	9%	158
GENESIS MEDICAL LABORATORY MIAMI FL.		78	79	50%	157
ORLANDO VETERANS AFFAIRS MEDICAL CENTER		32	119	79%	151
NORTH FLORIDA PEDIATRICS-TALLAHASSEE		136	14	9%	150
PATHGROUP LABS LLC		90	59	40%	149
ASCEND CLINICAL		146	3	2%	149
ORLANDO VAMC		79	68	46%	147
SANFORD REFERENCE LAB		145			145
BIOCERNA LLC	2	97	43	30%	142
CURATIVE LABS		3	139	98%	142
UNKNOWN		8	133	94%	141
BAY PINES VAMC CLINICAL LABORATORY		2	132	99%	134
EXPRESS GENE MOLECULAR DIAGNOSTIC LABORATORY		2	132	99%	134
NCH HEALTHCARE BONITA		92	42	31%	134
SMA SPECIALITY MEDICAL LAB		53	81	60%	134
NEW YORK STATE ELR - NEW YORK PRESBYTERIAN HOSPITAL CUMC CLINICAL		121	13	10%	134
HOLMES REGIONAL MEDICAL CENTER		3	129	98%	132
ADVENTHEALTH LAB			130	100%	130
LABCORP TAMPA	1	16	113	87%	130
MEMPHIS PATHOLOGY LABORATORY	1	124	5	4%	130
FLAGLER HOSPITAL	3	15	110	86%	128
SUNRISE MEDICAL LABORATORIES		94	33	26%	127
BMHSI-AEL MICROBIOLOGY LABORATORY	2	102	23	18%	127
FLORIDA HOSPITAL WAUCHULA		64	61	49%	125
UAB UNIVERSITY OF ALABAMA HOSPITAL LAB		120	3	2%	123
MILLENNIUM PATHOLOGY/MICROBIOLOGY LABORATORY			120	100%	120
QUALITOX LABORATORIES		96	23	19%	119
LABTECH DIAGNOSTIC		83	35	30%	118
VAMC WEST PALM LAB			117	100%	117
FLORIDA LABORATORY ANALYSIS		27	90	77%	117
NEO GENOMICS - FORT MYERS		113	3	3%	116
BUREAU OF CLINICAL LABORATORIES		97	18	16%	115
JAMES A. HALEY VETERANS MICRO LAB			114	100%	114
NEW YORK STATE ELR - MOUNT SINAI LABORATORY		105	8	7%	113
ALLIED HEALTH FORT PIERCE		112			112
INTEGRATED REGIONAL LABORATORIES		99	11	10%	110
LEHIGH REGIONAL MEDICAL CENTER LAB		96	12	11%	108

COVID-19: testing by laboratory

Data through Jul 19, 2020 verified as of Jul 20, 2020 at 09:25 AM

Data in this report are provisional and subject to change.

The numbers in the table below represent the number for whom test results were received by the Department of Health. A person can be tested by more than one laboratory and can have both positive and negative results. **Therefore, the sum of the numbers in each column will be larger than the total number of people tested.**

Reporting lab	Inconclusive	Negative	Positive	Percent positive	Total
HOLY CROSS HOSPITAL LABORATORY			107	100%	107
ASAP LAB LLC		90	17	16%	107
NEW YORK STATE ELR - NEW YORK HOSPITAL LABORATORIES		101	5	5%	106
AVECINA MEDICAL OAKLEAF		7	99	93%	106
MILLENNIUM LAB SERVICES			104	100%	104
PALM BEACH COUNTY HEALTH DEPT LAB		98	1	1%	99
VETERANS AFFAIRS MEDICAL CENTER LAB			98	100%	98
NITE LITE PEDIATRICS		54	44	45%	98
STEWART REFERENCE LABORATORY			97	100%	97
IRL MARKET LAB		60	34	36%	94
DIAGNOSTIC SOLUTIONS		3	90	97%	93
ROSEN MEDICAL CENTER		86	7	8%	93
CENTRA CARE			89	100%	89
SPARROW HEALTHCARE		1	88	99%	89
GENETWORKX		15	71	83%	86
USAFSAM/PHE		23	61	73%	84
MICROGEN DX		1	82	99%	83
MEDICAL DIAGNOSTICS LABORATORIES,INC		16	67	81%	83
MARTIN MEMORIAL MEDICAL CENTER LAB		12	69	85%	81
AKESOGEN		78	3	4%	81
NEW YORK STATE ELR - ENZO CLINICAL LABS INC		75	1	1%	76
ADVENT HEALTH DAYTONA		1	74	99%	75
CURATIVE LABS INC		12	62	84%	74
TEMPUS CLINICAL LABORATORY		63	11	15%	74
MOLECULAR INFECTIOUS DISEASES		72	2	3%	74
ST JUDE CHILDREN'S RESEARCH HOSPITAL		66	6	8%	72
ACUTIS DIAGNOSTICS		60	12	17%	72
MAYO CLINIC LABS - ROCHESTER MAIN CAMPUS		71	1	1%	72
NONA SCIENTIFIC			72	100%	72
GESSLER CLINIC			71	100%	71
UR MEDICINE LABS- CENTRAL LABORATORY		70			70
FLORIDA COMMUNITY HEALTH CENTERS INC			69	100%	69
Highlands Regional Hospital		63	6	9%	69
CENTRAL FLORIDA HEALTH CARE		46	21	31%	67
MEDARBOR DIAGNOSTICS		1	66	99%	67
FLORIDA HOSPITAL HEARTLAND MED CTR LAKE PLACID		52	15	22%	67
BAPTIST HEALTH SOUTH FLORIDA		3	63	95%	66
DAVITA LABORATORY SERVICES		48	14	23%	62
QPS, LLC		61	1	2%	62
AEL- MEMPHIS		17	44	72%	61
FAST TRACK URGENT CARE CENTER			60	100%	60
HOLY CROSS HOSPITAL		1	58	98%	59
WUESTHOFF REF LABORATORY			58	100%	58
AVERO DIAGNOSTICS		46	12	21%	58
REAL DIAGNOSTIC	1	40	17	29%	58
CENTRACARE		1	56	98%	57
VAMC BAY PINES		1	56	98%	57

COVID-19: testing by laboratory

Data through Jul 19, 2020 verified as of Jul 20, 2020 at 09:25 AM

Data in this report are provisional and subject to change.

The numbers in the table below represent the number for whom test results were received by the Department of Health. A person can be tested by more than one laboratory and can have both positive and negative results. **Therefore, the sum of the numbers in each column will be larger than the total number of people tested.**

Reporting lab	Inconclusive	Negative	Positive	Percent positive	Total
LABCORP BURLINGTON (LPP)		11	45	80%	56
AVECINA MEDICAL SOUTHSIDE		31	25	45%	56
GENE BY GENE			55	100%	55
VAMC LAKE CITY		51	4	7%	55
FINLAY CLINICAL LABORATORY		24	31	56%	55
AVECINA MEDICAL JULINGTON		6	49	89%	55
INTERCOASTAL MEDICAL GROUP			54	100%	54
BROWARD HEALTH MEDICAL CENTER		1	52	98%	53
ORLANDO VA PALMS		2	50	96%	52
SARASOTA CO. HEALTH DEPT # 58		40	11	22%	51
NEW YORK STATE ELR - WADSWORTH HEALTH CENTER		47	3	6%	50
MILLENIUM PHYSICIANS GROUP			49	100%	49
LEON MEDICAL CENTER			49	100%	49
P4 DIAGNOSTIX LABORATORY NETWORK		1	48	98%	49
SANTA ROSA MEDICAL CENTER			49	100%	49
C.W. BILL YOUNG VA MEDICAL CENTER		3	45	94%	48
ARTHREX MEDICAL CENTER		27	20	43%	47
HOSPITAL FOR SPECIAL SURGERY		46	1	2%	47
H LEE MOFFITT CANCER CENTER MICRO		46			46
BIOREFERENCE LABORATORY		1	44	98%	45
FULGENT DIAGNOSTICS	3	36	6	13%	45
TOM LEE COMMUNITY HEALTH CENTER			45	100%	45
UNITED CLINICAL LABORATORY LLC			43	100%	43
HURLBURT FIELD CLINIC		23	20	47%	43
QUEST TAMPA (NEW YORK ELR)		32	9	22%	41
BAYCARE LAB		1	40	98%	41
HEALTH FIRST-HOLMES REGIONAL			41	100%	41
AMELIA URGENT CARE			40	100%	40
NEW YORK STATE ELR - EMPIRECITY LABORATORIES		35	5	13%	40
MAVERICK LABS			39	100%	39
VHA PUBLIC HEALTH REFERENCE LABORATORY- PALO ALTO		27	12	31%	39
EGLIN REGIONAL MEDICAL CENTER		4	35	90%	39
FISHERMENS HOSPITAL CLINICAL LAB		37	2	5%	39
NAVY HOSPITAL			38	100%	38
FLORIDA HOSPITAL NEW SMYRNA		4	34	89%	38
RCA LABORATORY SERVICES, LLC		7	29	81%	36
PROVIDENCE HOSPITAL LABORATORY		35	1	3%	36
IRL		4	31	89%	35
MORTON PLANT HOSPITAL			35	100%	35
ST. CLOUD MEDICAL GROUP		35			35
CLINICAL REFERENCE LABORATORY		30	4	12%	34
VAMC GAINESVILLE		2	31	94%	33
NEW YORK STATE ELR - KALEIDA HEALTH CENTER FOR LABORATORY		29	4	12%	33
LAB CORP RTP	1	2	29	91%	32
DEPARTMENT OF VETERANS AFFAIRS JAMES A. HALEY VETERANS HOSPITAL			32	100%	32
SMA MEDICAL LABORATORY		8	24	75%	32
FLORIDA CLINICAL LABORATORY-BIOREFERENCE LABORATORIES		2	30	94%	32

COVID-19: testing by laboratory

Data through Jul 19, 2020 verified as of Jul 20, 2020 at 09:25 AM

Data in this report are provisional and subject to change.

The numbers in the table below represent the number for whom test results were received by the Department of Health. A person can be tested by more than one laboratory and can have both positive and negative results. **Therefore, the sum of the numbers in each column will be larger than the total number of people tested.**

Reporting lab	Inconclusive	Negative	Positive	Percent positive	Total
VA MEDICAL CENTER		7	25	78%	32
DESOTO MEMORIAL HOSPITAL LAB			31	100%	31
QUEST DIAGNOSTICS-VERO BEACH-37TH ST		31			31
DYNAMIC MEDICAL USA			31	100%	31
BioReference Laboratories, Inc		21	10	32%	31
CAREMOUNT MEDICAL - PATHOLOGY		30			30
LAB CORP TAMPA			30	100%	30
MEDICAL DIAGNOSTIC LAB		1	29	97%	30
SOLARIS DIAGNOSTICS		2	27	93%	29
NEW YORK STATE ELR - MONTEFIORE MEDICAL CENTER LABORATORIES - MOSES		23	6	21%	29
EAST MANATEE FAMILY	1		28	97%	29
BAYFRONT HEALTH BROOKSVILLE			29	100%	29
UNKNOWN - BAD FACILITY CODE		2	26	93%	28
SACRED HEART HOSPITAL ON THE GULF		12	16	57%	28
SOUTH LAKE HOSPITAL		1	27	96%	28
P4CLINICAL	3	1	23	85%	27
NAVAL HOSPITAL - JACKSONVILLE		1	26	96%	27
BAYCARE HEALTH SYSTEM		1	26	96%	27
FINLAY CLINICAL LABORATORY INC		26	1	4%	27
TRADITION MEDICAL CENTER LABORATORY		7	20	74%	27
MID-FLORIDA PATHOLOGY		11	15	58%	26
CDC		17	9	35%	26
AMERICAN PATHOLOGY PARTNERS		25	1	4%	26
INTERLAB		1	25	96%	26
FAWCETT MEMORIAL HOSPITAL-LAB		1	25	96%	26
INTEGRITY LABORATORIES			26	100%	26
MORTON PLANT HOSPITAL/LAB		1	25	96%	26
ALL CHILDREN'S HOSPITAL LAB		1	25	96%	26
CAPITAL REGIONAL MEDICAL CENTER		1	24	96%	25
MOBILE INFIRMARY MED CENTER PATH LAB		23	2	8%	25
HUNTSVILLE HOSPITAL LABORATORY		19	6	24%	25
QUEST DIAGNOSTIC INC		2	23	92%	25
REFUAH HEALTH CENTER LABORATORY		25			25
SUNCOAST LABS			25	100%	25
TAMPA GENERAL HOSPITAL CLINICAL LAB			25	100%	25
ST VINCENT'S BIRMINGHAM LABORATORY		24			24
MY CLINICAL LAB			24	100%	24
Quest Diag Unspecifd		4	20	83%	24
NEW YORK STATE ELR - WHITE PLAINS HOSPITAL CENTER LAB		24			24
325TH MEDICAL GROUP			24	100%	24
ACCU REFERENCE MEDICAL LAB			24	100%	24
ADVENTHEALTH CENTRA CARE OVIEDO		5	19	79%	24
ORLANDO REGIONAL MEDICAL CENTER		1	23	96%	24
LABFIRST - DEPARTMENT OF PATHOLOGY		23			23
QDX PATHOLOGY SERVICES		13	10	43%	23
ST JOSEPHS CHILDRENS OUTREACH			23	100%	23
LABORATORY DYNAMICS		20	3	13%	23

COVID-19: testing by laboratory

Data through Jul 19, 2020 verified as of Jul 20, 2020 at 09:25 AM

Data in this report are provisional and subject to change.

The numbers in the table below represent the number for whom test results were received by the Department of Health. A person can be tested by more than one laboratory and can have both positive and negative results. **Therefore, the sum of the numbers in each column will be larger than the total number of people tested.**

Reporting lab	Inconclusive	Negative	Positive	Percent positive	Total
ALLSOUTH URGENT CARE			23	100%	23
LABORATORY CORP OF AMERICA	1	4	18	78%	23
ST. ANTHONY'S HOSPITAL			22	100%	22
PRIVA PATH LABS			22	100%	22
AMERICAN RESEARCH LABS		1	21	95%	22
PENNSYLVANIA DEPT OF HEALTH		19	3	14%	22
NEW YORK STATE ELR - NEWYORK-PRESBYTERIAN/QUEENS DIAGNOSTIC		20	1	5%	21
JACKSON MEMORIAL HOSPITAL			21	100%	21
CHILDREN'S HOSPITAL OF ALABAMA		20			20
ST. MARY'S MEDICAL CENTER LAB			20	100%	20
BROWARD HEALTH CORAL SPRINGS EPIDEMIOLOGY DEPT			20	100%	20
GULF COAST MOLECULAR LABORATORIES		13	7	35%	20
HEALTH FIRST-PALM BAY			20	100%	20
MIAMI VAMC			20	100%	20
US BIOTEK LABORATORIES			20	100%	20
QUEST DIAGNOSTICS NICHOLS INSTITUTE- LPP		3	17	85%	20
LABCORP BIRMINGHAM		4	16	80%	20
ST. CLOUD HOSPITAL		20			20
MIAMI BEACH COMMUNITY HEALTH CENTER			20	100%	20
QUEST DIAGNOSTICS INC.			20	100%	20
KENDALL REGIONAL MEDICAL CENTER LAB			19	100%	19
INTEGRATED REGIONAL LABORATORIES - LARGO			19	100%	19
POPLAR HEALTHCARE PLLC	1	10	8	42%	19
NEW YORK STATE ELR - STONY BROOK UNIVERSITY MEDICAL CENTER		16	3	16%	19
USA HEALTH UNIVERSITY HOSPITAL CLINICAL LABORATORY		19			19
MED HEALTH SERVICES		18	1	5%	19
SANFORD LABORATORIES		19			19
PATRICK AIR FORCE BASE		1	18	95%	19
NEW PLANT CITY FAMILY CARE			19	100%	19
STONE WASH CLINICAL LABORATORIES		2	16	89%	18
LABORATORY SPECIALISTS OF MICHIGAN			18	100%	18
PACIFIC ANALYTICS			18	100%	18
CAPE CANAVERAL HOSPITAL			18	100%	18
ADVENT HEALTH FISH MEMORIAL		2	16	89%	18
NEW YORK STATE ELR - CATHOLIC HEALTH SYSTEM DEPT LABORATORY		18			18
WATSON CLINIC LLP SOUTH			17	100%	17
MACDILL AIRFORCE BASE MICRO		14	3	18%	17
MIAMI VA HEALTHCARE SYSTEM			17	100%	17
EXPERTUS LABORATORIES INC		8	9	53%	17
GRAVITY DIAGNOSTICS		11	6	35%	17
CLEVELAND CLINIC FOUNDATION		9	8	47%	17
NEW YORK STATE ELR - BROOKDALE UNIVERSITY HOSPITAL		16			16
LAB			16	100%	16
PARRISH MEDICAL CENTER		1	15	94%	16
ARUP		4	12	75%	16
MADISON CORE LABORATORIES		15	1	6%	16
VA		15	1	6%	16

COVID-19: testing by laboratory

Data through Jul 19, 2020 verified as of Jul 20, 2020 at 09:25 AM

Data in this report are provisional and subject to change.

The numbers in the table below represent the number for whom test results were received by the Department of Health. A person can be tested by more than one laboratory and can have both positive and negative results. **Therefore, the sum of the numbers in each column will be larger than the total number of people tested.**

Reporting lab	Inconclusive	Negative	Positive	Percent positive	Total
SEBASTIAN RIVER MEDICAL CENTER		6	10	63%	16
TGH		1	15	94%	16
FLORIDA WOMAN CARE LABORATORY LLC		13	3	19%	16
NXGEN MDX		11	4	27%	15
ASSOCIATED CLINICAL LABORATORIES		15			15
CITRUS MEMORIAL HEALTH SYSTEM LAB		1	14	93%	15
IPSUM DIAGNOSTICS			15	100%	15
NEW YORK STATE ELR - QUEST DIAGNOSTICS NICHOLS		14	1	7%	15
QUESTDIAGNOSTICS INCORPORATED		1	14	93%	15
FLORIDA DEPARTMENT OF HEALTH		10	5	33%	15
DIATHERIX		13	2	13%	15
PALO ALTO VA MEDICAL CENTER		1	14	93%	15
CENTRA CARE CONWAY			15	100%	15
UNITED CLINICAL LABS			15	100%	15
QUEST DIAGNOSTICS INCORPORATED			14	100%	14
CORE DIAGNOSTIC LABORATORIES			14	100%	14
TIDE LABORATORIES		4	10	71%	14
LECONTE MEDICAL CENTER LAB		11	3	21%	14
DOCTORS MEMORIAL HOSPITAL		6	8	57%	14
ALL CHILDREN'S HOSPITAL/LAB			14	100%	14
QUEST DIAGNOSTICS NICHOLS INSTITUTE - SJC (LPP)		10	4	29%	14
HEALTH CENTRAL HOSPITAL			14	100%	14
PHYSICIANS REGIONAL HEALTHCARE SYSTEM			14	100%	14
GENPATH			13	100%	13
XERA MED RESEARCH			13	100%	13
MEDCOMP SCIENCES			13	100%	13
MILLENNIUM PHYSICIAN GROUP LCC			13	100%	13
UNIVERSITY HEALTH SYSTEM INC		13			13
ST. JOSEPHS HOSPITAL			13	100%	13
NEW YORK STATE ELR - UNIVERSITY HOSPITAL, STONY BROOK SOUTHAMPTON		13			13
PROTEUS MOLECULAR AND CLINICAL LAB		8	4	33%	12
ST FRANCIS HOSPITAL		9	3	25%	12
BROWARD DIALYSIS			12	100%	12
VIERA HOSPITAL			12	100%	12
SHORELINE PHYSICIAN GROUP			12	100%	12
TOTAL RENAL LABORATORIES INC		7	5	42%	12
OUT OF STATE		12			12
ADVANCED URGENT CARE		10	2	17%	12
FLORIDA DEPT OF HEALTH		4	8	67%	12
BAYFRONT		10	2	17%	12
WHITE WILSON MEDICAL CENTER CLINIC			12	100%	12
SEVEN RIVERS REGIONAL MEDICAL CENTER		1	11	92%	12
ARCPOINT LABS OF TAMPA			12	100%	12
BAPTIST SOUTH MEDICAL CENTER		2	10	83%	12
LAB PLUS, LLC AT SAINT THOMAS WEST HOSPITAL		9	3	25%	12
NEW YORK STATE ELR - LENOX HILL HOSPITAL		11	1	8%	12
NEW YORK STATE ELR - WILSON MEMORIAL REGIONAL MEDICAL CENTER		12			12

COVID-19: testing by laboratory

Data through Jul 19, 2020 verified as of Jul 20, 2020 at 09:25 AM

Data in this report are provisional and subject to change.

The numbers in the table below represent the number for whom test results were received by the Department of Health. A person can be tested by more than one laboratory and can have both positive and negative results. **Therefore, the sum of the numbers in each column will be larger than the total number of people tested.**

Reporting lab	Inconclusive	Negative	Positive	Percent positive	Total
BAY MEDICAL CENTER SACRED HEART HEALTH SYSTEM			12	100%	12
BIO-REFERENCE LABORATORIES			12	100%	12
DEPARTMENT OF VETERANS AFFAIRS MEDICAL CENTER			12	100%	12
NEW YORK STATE ELR - QUEST DIAGNOSTICS INCORPORATED		9	3	25%	12
FULGENT GENETICS		5	6	55%	11
PARK WEST MEDICAL CENTER		10	1	9%	11
AMELIA EXPRESS CARE			11	100%	11
GARCIA CLINICAL LABORATORY		1	10	91%	11
NEW YORK STATE ELR - WESTCHESTER MEDICAL CENTER		11			11
DOH		1	10	91%	11
JACKSON HEALTH SYSTEM			11	100%	11
INDIAN RIVER MEDICAL CENTER		11			11
MOFFITT CANCER CENTER		9	2	18%	11
AMERICAN ESOTERIC LABORATORIES			11	100%	11
FLORIDA COMMUNITY HEALTH CENTER OF ST. LUCIE			11	100%	11
GRAVITY DIAGNOSTICS, LLC		3	8	73%	11
PALM BAY HOSPITAL		1	10	91%	11
LAB INTERMARKET FACILITY LAB			11	100%	11
DELRAY MEDICAL CENTER LAB			11	100%	11
SUNQUEST		2	9	82%	11
LABCORP - MIAMI		4	6	60%	10
BROWARD HEALTH CARE			10	100%	10
PREMIER MEDICAL LABORATORY SERVICES			10	100%	10
PATHGROUP LABS			10	100%	10
NEW JERSEY DEPARTMENT OF HEALTH COMMUNICABLE DISEASE SERVICE		3	7	70%	10
DIAGNOSTIC LABORATORY OF OKLAHOMA		10			10
EMERGENCY PHYSICIANS MEDICAL CENTER			10	100%	10
LABCORP INC		1	9	90%	10
GENESIS LABORATORY MANAGEMENT			10	100%	10
MED ARBOR			10	100%	10
MEDICAL LABORATORY DIAGNOSTICS			10	100%	10
BAYCARE OUTREACH LABORATORY SERVICES		1	9	90%	10
LAKE BALDWIN CBOC		9	1	10%	10
PARKWEST MEDICAL CENTER		9	1	10%	10
NEW YORK STATE ELR - ROCHESTER GENERAL HOSPITAL LABORATORY		9	1	10%	10
ESCAMBIA COMMUNITY CLINIC			10	100%	10
NORTH SHORE UNIVERSITY HOSPITAL LABORATORY		9	1	10%	10
CLARITY LAB SOLUTIONS		3	6	67%	9
MICHIGAN DEPARTMENT OF HEALTH AND HUMAN SERVICES			9	100%	9
BAPTIST CLAY			9	100%	9
QUEST INFECTIOUS DISEASE	1	4	4	44%	9
CORE LABORATORY		1	8	89%	9
LABCORP - CLEARWATER		3	6	67%	9
HEALTHLINK DIAGNOSTIC LABORATORIES		1	8	89%	9
SELECT REFERENCE LABORATORIES, LLC			9	100%	9
UPMC CHAUTAUQUA AT WCA LABORATORY		9			9
ST. JOSEPH HOSPITAL LAB			9	100%	9

COVID-19: testing by laboratory

Data through Jul 19, 2020 verified as of Jul 20, 2020 at 09:25 AM

Data in this report are provisional and subject to change.

The numbers in the table below represent the number for whom test results were received by the Department of Health. A person can be tested by more than one laboratory and can have both positive and negative results. **Therefore, the sum of the numbers in each column will be larger than the total number of people tested.**

Reporting lab	Inconclusive	Negative	Positive	Percent positive	Total
VENICE REGIONAL MEDICAL CENTER			9	100%	9
CAYUGA MEDICAL CENTER AT ITHACA		8	1	11%	9
NIGHT LITE PEDIATRICS URGENT CARE			9	100%	9
UVMC MICROBIOLOGY		9			9
GENESIS DIAGNOSTICS			8	100%	8
MAYO CLINIC DEPT OF LAB MED PATHOLOGY			8	100%	8
ST JOSEPH'S HEALTHLINE		1	7	88%	8
ST MARY'S MEDICAL CENTER		1	7	88%	8
JACKSON NORTH MEDICAL CENTER		1	7	88%	8
MINUTE CLINIC INCORPORATE		7	1	13%	8
WESTPAC LABS			8	100%	8
CONSOLIDATED LAB SERVICES		8			8
ST JOSEPHS HOSPITAL			8	100%	8
UMHC/SYLVESTER AT KENDALL		1	7	88%	8
CBS LABORATORY		1	7	88%	8
DEVANSH LAB WERKS INC		6	2	25%	8
THE COMMONWEALTH OF MASSACHUSETTS			8	100%	8
MOLECULAR TESTING LABS			8	100%	8
EAST ALABAMA MEDICAL CENTER LABORATORY		6	2	25%	8
CENTRA CARE - SAND LAKE			8	100%	8
NORTH CAROLINA DEPARTMENT OF HEALTH & HUMAN SERVICES			8	100%	8
GENEUS DIAGNOSTICS			8	100%	8
CLINICAL RESEARCH SEQUENCING PLATFORM			8	100%	8
HEALTH FIRST-VIERA HOSPITAL			8	100%	8
BIO REFERENCE LABORATORIES		3	5	63%	8
NO NAME		5	2	29%	7
DYNAMIC DNA LAB			7	100%	7
NEW YORK STATE ELR - CATHOLIC HEALTH SERVICES REGIONAL LABORATORY		5	2	29%	7
AMERICAN HEALTH ASSOCIATES OF TAMPA			7	100%	7
NEW YORK STATE ELR - JAMES J PETERS VA MEDICAL CENTER		5	2	29%	7
NEW YORK STATE ELR - ERIE COUNTY MEDICAL CTR CLINICAL LABS		7			7
ORMOND BEACH CENTRA CARE			7	100%	7
CLINICAL PATHOLOGY LABORATORIES, INC.			7	100%	7
NORTH BAY HOSPITAL			7	100%	7
VENICE REGIONAL MEDICAL LAB SERVICES			7	100%	7
ADVENT HEALTH CENTRA CARE: WATERFORD LAKES			7	100%	7
VAMC			7	100%	7
SYLVESTER AT PLANTATION LABORATORY		6	1	14%	7
SOUTHEAST ALABAMA MEDICAL CENTER			7	100%	7
WATSON CLINIC LLP MAIN			7	100%	7
LONGLEAF DIAGNOSTIC LABORATORIES		2	5	71%	7
RDX BIOSCIENCE,			7	100%	7
SMA LAB		3	4	57%	7
SOUTHEAST FAMILY HEALTHCARE CENTER			7	100%	7
BAYFRONT HEALTH SPRING HILL			7	100%	7
MACDILL AFB HOSPITAL		1	6	86%	7
DOCTOR'S IN HOUSE LAB			7	100%	7

COVID-19: testing by laboratory

Data through Jul 19, 2020 verified as of Jul 20, 2020 at 09:25 AM

Data in this report are provisional and subject to change.

The numbers in the table below represent the number for whom test results were received by the Department of Health. A person can be tested by more than one laboratory and can have both positive and negative results. **Therefore, the sum of the numbers in each column will be larger than the total number of people tested.**

Reporting lab	Inconclusive	Negative	Positive	Percent positive	Total
NEW YORK STATE ELR - GOOD SAMARITAN HOSPITAL LABORATORY		6			6
PENSACOLA PEDIATRICS			6	100%	6
SACRED HEART HEALTH SYSTEM			6	100%	6
WOLFSON CHILDREN'S HOSPITAL			6	100%	6
NORTH OKALOOSA MEDICAL CENTER			6	100%	6
DOCTOR'S MEMORIAL HOSPITAL			6	100%	6
PERSONALIZED GENETIC TESTING			6	100%	6
NEW YORK STATE ELR - LOURDES HOSPITAL INC		6			6
PATHOGENIUS LABORATORIES		2	4	67%	6
NEW YORK STATE ELR - SARATOGA HOSPITAL LABORATORY		6			6
ST VINCENTS MEDICAL CENTER RIVERSIDE NURSING			6	100%	6
TRUE HEALTH DIAGNOSTICS		1	5	83%	6
ADVENTHEALTH CENTRA CARE ORMOND BEACH			6	100%	6
FLORIDA DEPARTMENT OF HEALTH IN LAKE COUNTY		3	3	50%	6
LEE COUNTY HEALTH DEPARTMENT		4	2	33%	6
POARCH BANC CREEK INDIANS TRIBAL HEALTH DEPARTMENT			6	100%	6
BAYFRONT HEALTH ER PINELLAS PARK		3	3	50%	6
NORTHWELL HEALTH PLAINVIEW HOSPITAL LABORATORY		5	1	17%	6
ST JOSEPH HOSPITAL		5	1	17%	6
PHAROS HEALTH		1	5	83%	6
STATE LAB		1	5	83%	6
CLEVELAND CLINIC			6	100%	6
ARCHBOLD MEMORIAL HOSPITAL/LAB		3	3	50%	6
MICHIGAN DEPARTMENT OF COMMUNITY HEALTH		1	5	83%	6
PRIDE DIAGNOSTICS		6			6
ST CATHERINE OF SIENA HOSPITAL		6			6
LEE MEMORIAL LAB GULF COAST			6	100%	6
PRATTVILLE BAPTIST HOSPITAL		5	1	17%	6
NEW YORK STATE ELR - JAMAICA HOSPITAL MEDICAL CENTER		6			6
ST. JOSEPH'S HOSPITAL LAB			6	100%	6
NEW YORK STATE ELR - ST PETER'S BENDER LABORATORY		6			6
ST ELIZABETH MEDICAL CENTER LABORATORY		5			5
PROMEDICA LABORATORIES		5			5
PALM BEACH PATHOLOGY		4	1	20%	5
UNIVERSITY HOSPITAL - STONY BROOK EASTERN		5			5
WUESTHOFF MEDICAL CENTER-MELBOURNE			5	100%	5
SPECIALITY LABORATORIES,INC		4	1	20%	5
UPMC HEALTH SYSTEM		4	1	20%	5
TAMIAMI LAB MILLENNIUM			5	100%	5
NEW YORK STATE ELR - HUDSON VALLEY HOSPITAL CENTER LABORATORY		4	1	20%	5
CONNECTICUT DEPARTMENT OF HEALTH		4	1	20%	5
BOCA RATON REGIONAL HOSPITAL LAB			5	100%	5
SOUTH SEMINOLE HOSPITAL		1	4	80%	5
FRANCES WARDE MEDICAL LABORATORY		2	3	60%	5
BROWARD COUNTY HEALTH DEPT.			5	100%	5
LABCORP BURLINGTON CYTO		4	1	20%	5
BAY PINES VA		1	4	80%	5

COVID-19: testing by laboratory

Data through Jul 19, 2020 verified as of Jul 20, 2020 at 09:25 AM

Data in this report are provisional and subject to change.

The numbers in the table below represent the number for whom test results were received by the Department of Health. A person can be tested by more than one laboratory and can have both positive and negative results. **Therefore, the sum of the numbers in each column will be larger than the total number of people tested.**

Reporting lab	Inconclusive	Negative	Positive	Percent positive	Total
Diatherix Laboratories, LLC		1	4	80%	5
DOH JACKSONVILLE CENTRAL LABORATORY		3	2	40%	5
MAGNOLIA DIAGNOSTIC			5	100%	5
XRL SXF REF LAB		5			5
ROCKLEDGE			5	100%	5
JFK MEDICAL CENTER NORTH LAB			5	100%	5
NEW YORK STATE ELR - BRONX LEBANON HOSPITAL-MEDICAL CENTER		4	1	20%	5
FLOWERS HOSPITAL		1	4	80%	5
TYNDALL AFB			5	100%	5
ST VINCENT'S EAST LABORATORY		5			5
HUNTINGTON HOSPITAL LABORATORY		4	1	20%	5
ST ANTHONY NORTH			5	100%	5
HEALTH FIRST CAPE CANAVERAL HOSPITAL			5	100%	5
CANTON-POTSDAM HOSPITAL LABORATORY		5			5
NEW YORK STATE ELR - VASSAR BROTHERS MEDICAL CENTER LABORATORY		5			5
BIOTECH			5	100%	5
BOCA BIOLISTICS REFERENCE LABORATORY			5	100%	5
AEL KNOXVILLE			5	100%	5
NEW YORK PRESBYTERIAN - ALLEN HOSPITAL		5			5
CHILDREN'S HOSPITAL OF PHILADELPHIA		5			5
ARNOT OGDEN MEDICAL CENTER LABORATORY		5			5
BIOFIRE			4	100%	4
DTR LABS		3	1	25%	4
COMMUNITY HEALTH OF SOUTH FLORIDA			4	100%	4
MERCY HOSPITAL MIAMI LAB			4	100%	4
LAKELAND REGIONAL HEALTH			4	100%	4
THE CENTER FOR URGENT CARE		3	1	25%	4
BAYONET POINT MEDICAL CENTER			4	100%	4
NEW YORK STATE ELR - SOUTHSIDE HOSPITAL NORTHWELL HEALTH LABORATORY		3	1	25%	4
LABCORP - NAPLES			4	100%	4
NORTHWEST FLORIDA COMMUNITY HOSPITAL		1	3	75%	4
MINUTECLINIC DIAGNOSTIC OF RHODE ISLAND, LLC #729		4			4
PEDIATRIC HEALTH CARE ALLIANCE			4	100%	4
OKLAHOMA STATE UNIVERSITY DIAGNOSTIC LAB			4	100%	4
THOMAS JEFFERSON UNIVERSITY HOSPITAL		4			4
QUEST DIAGNOSTICS- MELBOURNE			4	100%	4
BOND CLINIC			4	100%	4
NEW YORK STATE ELR - LABORATORY ALLIANCE OF CENTRAL NEW		4			4
LEHIGH VALLEY HOSPITAL		3	1	25%	4
PRECISION LABS LLC		1	3	75%	4
DCH REGIONAL MEDICAL CENTER LABORATORY		4			4
WUESTHOFF MEMORIAL HOSPITAL			4	100%	4
STATEN ISLAND UNIVERSITY HOSPITAL-POUCH		4			4
BAYCARE LABORATORIES			4	100%	4
TRUGENX			4	100%	4
THE VILLAGES CLINICAL LAB		4			4
CREATIVE TESTING SOLUTIONS			4	100%	4

COVID-19: testing by laboratory

Data through Jul 19, 2020 verified as of Jul 20, 2020 at 09:25 AM

Data in this report are provisional and subject to change.

The numbers in the table below represent the number for whom test results were received by the Department of Health. A person can be tested by more than one laboratory and can have both positive and negative results. **Therefore, the sum of the numbers in each column will be larger than the total number of people tested.**

Reporting lab	Inconclusive	Negative	Positive	Percent positive	Total
INTERMARKET FACILITY			4	100%	4
COLORADO DEPARTMENT OF PUBLIC HEALTH AND ENVIRONMENT			4	100%	4
AMELIA MEDICAL CARE			4	100%	4
MAYO CLINIC LABS - ROCHESTER SUPERIOR DRIVE			4	100%	4
EXPRESS TESTING-ONE			4	100%	4
MISSOURI DEPARTMENT OF HEALTH AND SENIOR SERVICES			4	100%	4
MEDLOGIC, LLC		1	3	75%	4
SOUTHWESTERN REGIONAL MEDICAL CENTER - TULSA		4			4
BROOKWOOD BAPTIST MEDICAL CENTER		4			4
DAVITA LABORATORY		4			4
NEW YORK STATE ELR - BROOKLYN HOSPITAL CENTER DOWNTOWN CAMPUS		4			4
LINCOLN MEDICAL AND MENTAL HEALTH CENTER		4			4
SUNCOAST COMMUNITY HEALTH CENTERS PEDIATRICS			4	100%	4
FINLAY C. LABORATORY		3	1	25%	4
PUBLIC HEALTH LAB		3			3
MAYO MEDICAL LABORATORIES		2	1	33%	3
GENUS DIAGNOSTICS			3	100%	3
MONTEFIORE ST LUKE'S CORNWALL HOSPITAL		2	1	33%	3
MHHS All Lab Subsection		3			3
DOH-TAMPA BRANCH LABORATORY (MLK BLVD)			3	100%	3
VIRTUA VOORHEES HOSPITAL		3			3
LABORATORY OF FLORIDA			3	100%	3
KEY WEST URGENT CARE, INC		3			3
ACH			3	100%	3
LAKE WALES MEDICAL CENTER INC			3	100%	3
WINTER HAVEN HOSPITAL			3	100%	3
Cleveland Clinic Laboratories		1	2	67%	3
BEAUMONT LABORATORY			3	100%	3
PECONIC BAY MEDICAL CENTER LABORATORY		2	1	33%	3
SAMARITAN MEDICAL CENTER		3			3
OPTUM LABS LLC			3	100%	3
UNKNOWN LAB			3	100%	3
BAYCARE OUTREACH LABORATORY HOSPITAL			3	100%	3
BARONESS ERLANGER HOSPITAL		3			3
PENNSYLVANIA DEPARTMENT OF HEALTH BUREAU OF LABORATORIES			3	100%	3
PALMS WEST HOSPITAL			3	100%	3
BAPTIST MEDICAL CENTER EAST		2	1	33%	3
ABBOTT			3	100%	3
CLINICORE			3	100%	3
NORTH BROWARD HOSPITAL DISTRICT HEALTHCARE FOR THE HOMELESS			3	100%	3
PINELLAS COUNTY HEALTH DEPARTMENT		2	1	33%	3
SELECT LABORATORIES MARION COUNTY, LLC.			3	100%	3
ST LUKES HOSPITAL LABORATORY		2	1	33%	3
VA OUTPATIENT			3	100%	3
ASCENSION ST. VINCENT'S PRIMARY CARE			3	100%	3
STATEN ISLAND UNIVERSITY HOSPITAL		3			3
METHODIST MEDICAL CENTER		2	1	33%	3

COVID-19: testing by laboratory

Data through Jul 19, 2020 verified as of Jul 20, 2020 at 09:25 AM

Data in this report are provisional and subject to change.

The numbers in the table below represent the number for whom test results were received by the Department of Health. A person can be tested by more than one laboratory and can have both positive and negative results. **Therefore, the sum of the numbers in each column will be larger than the total number of people tested.**

Reporting lab	Inconclusive	Negative	Positive	Percent positive	Total
NEW YORK STATE ELR - SAMARITAN HOSPITAL LABORATORY		3			3
AVELLINO LAB USA, INC		3			3
AVELLINO LAB USA INC		3			3
WAKEMED		1	2	67%	3
QUEST DIAGNOSTIC			3	100%	3
MONTEFIORE NEW ROCHELLE HOSPITAL		3			3
JOE DIMAGGIO CHILDREN'S HOSPITAL		1	2	67%	3
GULF COAST MEDICAL GROUP			3	100%	3
VIRGINIA DIVISION OF CONSOLIDATED LABORATORIES			3	100%	3
LAB CORP OF AMERICA		1	2	67%	3
SHELBY COUNTY HEALTH CARE CORPORATION		1	2	67%	3
JACKSON SOUTH COMMUNITY HOSPITAL LAB			3	100%	3
CENTRAL FLORIDA HEALTH CARE INC			3	100%	3
LEE MEMORIAL HEALTH PARK LAB			3	100%	3
BRANCH MEDICAL CLINIC			3	100%	3
LABCORP DIAGNOSTICS-MIAMI		2	1	33%	3
MOLECULAR DIAGNOSTICS			3	100%	3
ILLINOIS DEPARTMENT OF PUBLIC HEALTH			3	100%	3
TAMPA GENERAL HOSPITAL LABORATORY			3	100%	3
HEALTHMARK REGIONAL HOSPITAL LAB		1	2	67%	3
INDIAN RIVER CHD VERO BEACH		2	1	33%	3
FLORIDA CLINICAL LAB			3	100%	3
NEW YORK STATE ELR - JACOBI MEDICAL CENTER		3			3
NICHOLS INSTITUTE QUEST DIAGNOSTICS		2	1	33%	3
FLORIDA MEDICAL CLINIC			3	100%	3
FAMILY HEALTH CENTERS OF SWF LABS			3	100%	3
FISHERMEN'S HOSPITAL			3	100%	3
LAKE CITY VETERANS HOSPITAL			3	100%	3
NEW YORK STATE ELR - NORTH CENTRAL BRONX HOSP		3			3
TIMBER RIDGE LABORATORY			3	100%	3
EMERGENCY MEDICAL CENTER			3	100%	3
AMERICAN FAMILY CARE- ORANGE BEACH			2	100%	2
MARINER'S HOSPITAL			2	100%	2
OMNI			2	100%	2
LABCORP - STUART		1	1	50%	2
ATLANTIS URGENT CARE			2	100%	2
GALEN BAYLOR EXTENSION		2			2
AHSE ROP		2			2
DALE MEDICAL CENTER		2			2
LABCORP PHOENIX			2	100%	2
GEISINGER MEDICAL CENTER		2			2
NEWYORK-PRESBYTERIAN/ LAWRENCE HOSPITAL LABORATORY		2			2
BIRMINGHAM VAMC		1	1	50%	2
KETTERING HEALTH			2	100%	2
NOVANT HEALTH INPATIENT CARE			2	100%	2
DORAL URGENT CARE			2	100%	2
SIGNATURE CARE PFLUGERVILLE			2	100%	2

COVID-19: testing by laboratory

Data through Jul 19, 2020 verified as of Jul 20, 2020 at 09:25 AM

Data in this report are provisional and subject to change.

The numbers in the table below represent the number for whom test results were received by the Department of Health. A person can be tested by more than one laboratory and can have both positive and negative results. **Therefore, the sum of the numbers in each column will be larger than the total number of people tested.**

Reporting lab	Inconclusive	Negative	Positive	Percent positive	Total
BFT LAB			2	100%	2
CONEMAUGH MEMORIAL MEDICAL CENTER		2			2
SARASOTA MEMORIAL MEDICAL URGENT CARE CENTER			2	100%	2
INTERNAL MEDICINE ASSOCIATES-DUNELLON			2	100%	2
SCDHEC BUREAU OF LABORATORIES			2	100%	2
MARSHALL MEDICAL CENTER SOUTH LAB		2			2
DEACONESS HOSPITAL			2	100%	2
CORAL GABLES HOSPITAL			2	100%	2
ERIE COUNTY MEDICAL CTR CLINICAL LABS		2			2
ACHS		2			2
IOWA DEPARTMENT OF PUBLIC HEALTH			2	100%	2
FLORIDA CLINICAL LABORATORY INC			2	100%	2
UC CORAL GABLES			2	100%	2
LABCORP RARITAN		2			2
AMEERAH LABS			2	100%	2
TREASURE COAST COMMUNITY HEALTH			2	100%	2
NAPHCARE, INC.			2	100%	2
CLINICAL PATHOLOGY LABS		1	1	50%	2
ADVENT HEALTH SEBRING			2	100%	2
Covance Central Laboratory			2	100%	2
IRL MARKET LAB ALACHUA		1	1	50%	2
CONNECTDX			2	100%	2
ST. MARYS MEDICAL CENTER			2	100%	2
HOME ACCESS HEALTH			2	100%	2
MONTANA PUBLIC HEALTH LAB			2	100%	2
BIO-TECH CLINICAL LABORATORIES			2	100%	2
LABCORP - OHIO			2	100%	2
LEESBURG REGIONAL MEDICAL CENTER		1	1	50%	2
CELERION			2	100%	2
ADVANCED MEDICAL CARE			2	100%	2
OHIO STATE UNIVERSITY WEXNER MEDICAL CENTER			2	100%	2
QUEENS HOSPITAL CENTER		2			2
GEORGIA DEPARTMENT OF PUBLIC HEALTH			2	100%	2
WOODHULL MEDICAL AND MENTAL HEALTH CTR		2			2
FLORIDA WOMAN CARE LABORATORY			2	100%	2
ALTRU DIAGNOSTICS INC			2	100%	2
OHIO DEPARTMENT OF HEALTH LABORATORY		2			2
Cleveland Clinic Weston			2	100%	2
CENTRA CARE HUNTER'S CREEK			2	100%	2
SSM HEALTH ST LOUIS MICROBIOLOGY LABORATORY		1	1	50%	2
X-GENE MOLECULAR LABS			2	100%	2
LAWTON CHILES HEALTH CENTER			2	100%	2
FCHC (OB)-DARWIN SQUARE CTR.			2	100%	2
JOHNSON CITY MEDICAL CENTER		1	1	50%	2
NEW YORK STATE DEPARTMENT OF HEALTH		1	1	50%	2
MEMORIAL SLOAN KETTERING CANCER CENTER		1	1	50%	2
QUEST DIAGNOSTICS-N ST PETERSBURG-5TH			2	100%	2

COVID-19: testing by laboratory

Data through Jul 19, 2020 verified as of Jul 20, 2020 at 09:25 AM

Data in this report are provisional and subject to change.

The numbers in the table below represent the number for whom test results were received by the Department of Health. A person can be tested by more than one laboratory and can have both positive and negative results. **Therefore, the sum of the numbers in each column will be larger than the total number of people tested.**

Reporting lab	Inconclusive	Negative	Positive	Percent positive	Total
PRECISION HEALTH SOLUTIONS LAB			2	100%	2
NEW YORK STATE ELR - LONG ISLAND JEWISH VALLEY STREAM		2			2
ST PETERSBURG PEDIATRICS-EAST BAY			2	100%	2
NEW YORK STATE ELR - AUBURN COMMUNITY HOSPITAL		2			2
JOHN D. ARCHBOLD MEM. HOSPITAL			2	100%	2
PPD			2	100%	2
QUEST DIAGNOSTICS INCORPORATED			2	100%	2
KEYS MEDICAL GROUP			2	100%	2
STATEN ISLAND UNIVERSITY HOSPITAL SEGUINE AVE		2			2
ST. JOSEPH REGIONAL MEDICAL CENTER			2	100%	2
KEY PRIMARY CARE			2	100%	2
PREMIER LABORATORY SERVICES, LLC			2	100%	2
BAYFRONT HEALTH PUNTA GORDA			2	100%	2
JACKSON LABORATORY OF GENOMIC MEDICINE		2			2
SOUTH GEORGIA MEDICAL CENTER			2	100%	2
WALGREENS #5317		2			2
FLORIDA DEPARTMENT OF HEALTH IN HILLSBOROUGH COUNTY			2	100%	2
NORTH FLORIDA/SOUTH GEORGA VETERANS HEALTH SYSTEM			2	100%	2
VIRTUA MEMORIAL HOSPITAL BURLINGTON COUNTY			2	100%	2
NORTHERN DUTCHESS HOSPITAL LABORATORY		2			2
MAILBOX DIAGNOSTICS		1	1	50%	2
URGENT CARE TCMA			2	100%	2
NEW YORK STATE ELR - ORANGE REGIONAL MEDICAL CENTER LABORATORY		2			2
PREMIER MEDICAL LABORATORY			2	100%	2
BETH ISRAEL DEACONESS MEDICAL CENTER			2	100%	2
OKLAHOMA STATE DEPARTMENT OF HEALTH-PUBLIC HEALTH LABORATORY			2	100%	2
COVENIENT CARE MEDICAL CLINIC			2	100%	2
GUTHRIE MEDICAL GROUP LABORATORIES		2			2
UNIVERSITY OF MIAMI			2	100%	2
UNIVERSITY HOSPITAL OF BROOKLYN		2			2
NEW HAMPSHIRE DEPARTMENT OF HEALTH AND HUMAN SERVICES		1	1	50%	2
CALHOUN LIBERTY HOSPITAL			2	100%	2
AMMON LABS			2	100%	2
ALABAMA DEPARTMENT OF PUBLIC HEALTH			2	100%	2
BAY CARE			2	100%	2
UNIVERSITY HOSPITAL			2	100%	2
COLLIER COUNTY HEALTH DEPT.			2	100%	2
NEW HAMPSHIRE PUBLIC HEALTH LABORATORIES		2			2
SHELBY BAPTIST MEDICAL CENTER			2	100%	2
MAYO			2	100%	2
SOUTHWEST REGIONAL PCR LABORATORY			1	100%	1
ADVENTIST HINSDALE HOSPITAL LABORATORY			1	100%	1
LABCORP - ORLANDO		1			1
NORTH RIVER FAMILY HEALTH CENTER			1	100%	1
REDITUS LABORATORIES			1	100%	1
WELLINGTON WEST 100176			1	100%	1
WASHINGTON STATE DEPARTMENT OF HEALTH PUBLIC HEALTH LABORATORIES			1	100%	1

COVID-19: testing by laboratory

Data through Jul 19, 2020 verified as of Jul 20, 2020 at 09:25 AM

Data in this report are provisional and subject to change.

The numbers in the table below represent the number for whom test results were received by the Department of Health. A person can be tested by more than one laboratory and can have both positive and negative results. **Therefore, the sum of the numbers in each column will be larger than the total number of people tested.**

Reporting lab	Inconclusive	Negative	Positive	Percent positive	Total
ST VINCENT'S CHILTON		1			1
MEDICAL CENTER ENTERPRISE			1	100%	1
NORTHSHORE UNIVERSITY HEALTHSYSTEM EVANSTON HOSPITAL LAB			1	100%	1
NEW YORK CITY DEPARTMENT OF HEALTH			1	100%	1
PEDIATRIC HEALTHCARE ALLIANCE			1	100%	1
PRISMA HEALTH TUOMEY LABORATORY			1	100%	1
PERDIDO URGENT CARE			1	100%	1
MIAMI CANCER INSTITUTE			1	100%	1
WILLIAM A HINTON STATE LABORATORY INSTITUTE			1	100%	1
WEST PACIFIC MEDICAL LABORATORY			1	100%	1
NORTH CAROLINA STATE LABORATORY OF PUBLIC HEALTH, SPECTRUM LAB NETWORK			1	100%	1
QUEST - HOUSTON LAB			1	100%	1
MEDONE URGENT CARE			1	100%	1
TUFTS MEDICAL CENTER			1	100%	1
ST CHARLES HOSPITAL LABORATORY		1			1
VALLEY HOSPITAL MEDICAL CENTER		1			1
PIEDMONT HOSPITAL LAB			1	100%	1
UT MEMPHIS UNIVERSITY HEALTH SERVICES			1	100%	1
TEN HEALTHCARE			1	100%	1
PHYSICIANS STAT			1	100%	1
MISSOURI DEPARTMENT OF HEALTH AND SENIOR SERVICES - STATE PH LAB		1			1
WILMINGTON VA MEDICAL CENTER			1	100%	1
VITAE DIAGNOSTICS			1	100%	1
VIDANT MEDICAL CENTER			1	100%	1
Viracor Eurofins			1	100%	1
THOMAS LANGLEY			1	100%	1
THE UNIVERSITY OF VERMONT MEDICAL CENTER		1			1
UF KANAPAHA LAB BEAKER		1			1
UNIVERSITY OF FLORIDA			1	100%	1
UNIVERSITY OF KANSAS MEDICAL CENTER			1	100%	1
UNK			1	100%	1
NORTH FLORIDA PEDIATRICS-LAKE CITY			1	100%	1
BARDMOOR LABORATORY			1	100%	1
PEACHEALTH LABORATORIES		1			1
COMPUNET CLINICAL LAB			1	100%	1
ST. MARY MEDICAL CENTER		1			1
ALLIANCE LABORATORY SERVICES			1	100%	1
VA GREATER LOS ANGELES HEALTH CARE SYSTEM			1	100%	1
COASTAL LABORATORIES			1	100%	1
VA HOSPITAL			1	100%	1
UNIVERSITY LAB			1	100%	1
SHARP MEMORIAL HOSPITAL MICROBIOLOGY DEPT			1	100%	1
AFFILIATED LABORATORIES INC			1	100%	1
RICHMOND UNIVERSITY MEDICAL CENTER			1	100%	1
RIVERSIDE METHODIST HOSPITAL LAB			1	100%	1
WEST VIRGINIA UNIVERSITY HOSPITALS			1	100%	1
URGENT CARE WEST CLINIC			1	100%	1

COVID-19: testing by laboratory

Data through Jul 19, 2020 verified as of Jul 20, 2020 at 09:25 AM

Data in this report are provisional and subject to change.

The numbers in the table below represent the number for whom test results were received by the Department of Health. A person can be tested by more than one laboratory and can have both positive and negative results. **Therefore, the sum of the numbers in each column will be larger than the total number of people tested.**

Reporting lab	Inconclusive	Negative	Positive	Percent positive	Total
UCLA HEALTHCARE CLINICAL LABS			1	100%	1
WARD MEMORIAL HOSPITAL		1			1
UK HEALTHCARE			1	100%	1
VERMONT DEPARTMENT OF HEALTH LABORATORY		1			1
COLORADO DEPARTMENT OF HEALTH LABORATORY SERVICES DIVISION			1	100%	1
CQUENTIA NGS, LLC			1	100%	1
VIGILINT HEALTHCARE		1			1
WESLEY CHAPEL INTERNAL MEDICINE AND PEDIATRICS			1	100%	1
DOCS URGENT CARE			1	100%	1
HAWAII DEPARTMENT OF HEALTH LAB			1	100%	1
HELIX DIAGNOSTICS			1	100%	1
ALVERNO CLINICAL LABORATORIES			1	100%	1
DICKERT			1	100%	1
ECLRS			1	100%	1
ARNOLD PALMER HOSPITAL LABORATORY			1	100%	1
LOYOLA UNIVERSITY MEDICAL CENTER LABORATORY			1	100%	1
ALLIANCE LABS @LRMC			1	100%	1
MINUTECLINIC DIAGNOSTIC OF TEXAS, LLC		1			1
LABCORP - LEESBURG			1	100%	1
LABCORP HOUSTON			1	100%	1
LEESBURG FAMILY MEDICINE		1			1
CAROMONT HEALTH			1	100%	1
LEGACY LABORATORY			1	100%	1
MARION COUNTY HEALTH DEPARTMENT			1	100%	1
ACCESS HEALTH CARE			1	100%	1
JOHNS HOPKINS MEDICAL LABS			1	100%	1
LAKEWOOD RANCH ER 24/7			1	100%	1
BAYFRONT HEALTH PORT CHARLOTTE			1	100%	1
BAY CARE LAB SERVICES/ST. ANTHONY'S HOSPITAL			1	100%	1
BAYCARE MEDICAL GROUP INC			1	100%	1
BOZEMAN HEALTH DEACONESS HOSPITAL		1			1
ACCESSLAB		1			1
BAYCARE MEDICAL GROUP			1	100%	1
APS-SUMMIT CARE PHARMACY, LLC DBA OMNICARE		1			1
BAPTIST HEALTH MEDICAL CENTER			1	100%	1
MHS LAB		1			1
NEW YORK STATE ELR - MONTEFIORE MEDICAL CENTER LABORATORIES - WEILER			1	100%	1
NEW YORK STATE ELR - NEW YORK PRESBYTERIAN-LOWER MANHATTAN		1			1
LABCORP-CRYSTAL RIVER			1	100%	1
KANSAS DEPARTMENT OF HEALTH			1	100%	1
Lourdes Hospital			1	100%	1
ONEIDA HEALTHCARE CENTER		1			1
HIGHLANDS CLINICAL LABORATORY			1	100%	1
HEART OF FLORIDA HMA			1	100%	1
NORTHSIDE HOSPITAL DULUTH			1	100%	1
NORTHWEST FL COMM HOSP			1	100%	1
OHIO STATE UNIVERSITY MEDICAL CENTER			1	100%	1

COVID-19: testing by laboratory

Data through Jul 19, 2020 verified as of Jul 20, 2020 at 09:25 AM

Data in this report are provisional and subject to change.

The numbers in the table below represent the number for whom test results were received by the Department of Health. A person can be tested by more than one laboratory and can have both positive and negative results. **Therefore, the sum of the numbers in each column will be larger than the total number of people tested.**

Reporting lab	Inconclusive	Negative	Positive	Percent positive	Total
INTERMOUNTAIN MEDICAL CENTER			1	100%	1
CHARLOTTE CHD PORT CHARLOTTE		1			1
COMMONWEALTH OF MASSACHUSETTS			1	100%	1
DOCTORS CLINICAL LABORATORY, INC			1	100%	1
LABCORP-PORT ST.LUCIE		1			1
BEAUFORT MEMORIAL			1	100%	1
BEAUMONT HOSPITAL, GROSSE POINTE			1	100%	1
GRAND VIEW HOSPITAL			1	100%	1
HEALTH FIRST IBM-UX			1	100%	1
INDIAN RIVER CLINICAL LABORATORY, INC.		1			1
LAB CORP PHOENIX			1	100%	1
FLORIDA HOSPITAL			1	100%	1
GENETRAIT LABORATORIES			1	100%	1
HIGHLANDS MEDICAL CENTER		1			1
LABCORP SOUTH CHARLESTON			1	100%	1
LEGACY LABORATORY SERVICES			1	100%	1
MARINA DEL REY HOSPITAL LAB			1	100%	1
JOHNS HOPKINS MEDICAL LABORATORIES			1	100%	1
LABCORP - HOLLYWOOD			1	100%	1
LABCORP LAFAYETTE		1			1
MEMORIAL HEALTH UNIVERSITY MEDICAL CENTER			1	100%	1
AIM LABORATORIES			1	100%	1
FORT SANDERS REGIONAL LABORATORY		1			1
HARDIN MEMORIAL HOSPITAL - HEARTLAND PATHOLOGY CONSULTANTS			1	100%	1
MARYLAND DEPARTMENT OF HEALTH AND MENTAL HYGIENE			1	100%	1
MD NOW URGENT CARE CENTER INC.			1	100%	1
JOHN HOPKINS MEDICAL LABORATORIES		1			1
BMC/JACSONVILLE		1			1
CLEVELAND CLINIC OHIO LABORATORIES			1	100%	1
DHEC - S.C PUBLIC HEALTH LAB			1	100%	1
LABCORP KANSAS CITY			1	100%	1
AMD			1	100%	1
BERKSHIRE MEDICAL CENTER			1	100%	1
HOUSTON HEALTH DEPARTMENT - BUREAU OF LABORATORY SERVICES			1	100%	1
HARTFORD HOSPITAL ANCILLARY LAB		1			1
HOLY NAME MEDICAL CENTER		1			1
INTERMOUNTAIN CENTRAL LAB			1	100%	1
DUKE HEALTH REGIONAL HOSPITAL			1	100%	1
FALMOUTH BY THE SEA			1	100%	1
BIODORON LABORATORIES			1	100%	1
CENTRA CARE - WATERFORD LAKES			1	100%	1
CATHOLIC HEALTH SYSTEM DEPT LABORATORY		1			1
CONEY ISLAND HOSPITAL		1			1
BAYCARE OUTREACH LAB			1	100%	1
BLOOD SYSTEMS LABORATORIES			1	100%	1
BLOUNT MEMORIAL HOSPITAL		1			1
FLORIDA DEPARTMENT OF HEALTH PALM BEACH COUNTY			1	100%	1

COVID-19: testing by laboratory

Data through Jul 19, 2020 verified as of Jul 20, 2020 at 09:25 AM

Data in this report are provisional and subject to change.

The numbers in the table below represent the number for whom test results were received by the Department of Health. A person can be tested by more than one laboratory and can have both positive and negative results. **Therefore, the sum of the numbers in each column will be larger than the total number of people tested.**

Reporting lab	Inconclusive	Negative	Positive	Percent positive	Total
CALIFORNIA PUBLIC HEALTH LABORATORY			1	100%	1
GIFFORD MEMORIAL HOSPITAL		1			1
DELAWARE DIAGNOSTICS LABS			1	100%	1
CELEBRATION HOSPITAL			1	100%	1
FLORIDA CLINICAL LABORATORY - BIOREFERENCE LABORATORIES			1	100%	1
BAYCARE ALLIANT HOSPITAL			1	100%	1
HANCOCK REGIONAL HOSPITAL		1			1
JEFFERSON COUNTY HEALTH DEPARTMENT-MONTICELLO		1			1
KENTUCKY CABINET FOR HEALTH AND FAMILY SERVICES			1	100%	1
FLORIDA HOSPITAL ALTAMONTE			1	100%	1
CHATSWORTH ASSISTED LIVING COMMUNITY AT PGA NATIONAL			1	100%	1
DALLAS MEDICAL CENTER			1	100%	1
AFC URGENT CARE			1	100%	1
AMERICAN MEDICAL LABORATORIES			1	100%	1
CFCH - FROSTPROOF			1	100%	1
KETTERING MEDICAL CENTER			1	100%	1
LABCORP - LADY LAKE			1	100%	1
ACCESS HEALTH CARE PHYSICIANS			1	100%	1
MANATEE PEDIATRICS			1	100%	1
MEDICAL CLINIC OF HOUSTON			1	100%	1
MEDSTAR HARBOR HOSPITAL			1	100%	1
WELLNOW URGENT CARE		1			1
XPRESS WELLNESS URGENT CARE			1	100%	1
LAKEVIEW REGIONAL HOSPITAL			1	100%	1
MONTEFIORE NYACK HOSPITAL AFFILIATED LABORATORY		1			1
MUNSON MEDICAL CENTER			1	100%	1
JRS LABORATORY			1	100%	1
MEMORIAL HERMANN CONSOLIDATED LABORATORY SERVICES			1	100%	1
MINUTECLINIC DIAGNOSTIC			1	100%	1
MONROE COUNTY HOSPITAL		1			1
WATAUGA MEDICAL CENTER			1	100%	1
SCIENCE CARE			1	100%	1
SHANDS AT LAKE SHORE LAB			1	100%	1
TALLAHASSEE MEMORIAL HOSPITAL/MICROBIOLOGY LAB			1	100%	1
AZALEA HEALTH			1	100%	1
QUEST ELR		1			1
RIVERVIEW REGIONAL MEDICAL CENTER		1			1
UNIVERSITY OF MISSOURI HEALTH CARE			1	100%	1
UTMB PATHOLOGY CLINICAL SERVICES LABORATORY			1	100%	1
VIRACOR			1	100%	1
TANNER MEDICAL CENTER EAST AL		1			1
TRINITAS REGIONAL MEDICAL CENTER			1	100%	1
UNITED HEALTHCARE			1	100%	1
PRORENATA LABS			1	100%	1
SACRED HEART MEDICAL GROUP			1	100%	1
EXCEL URGENT CARE OF NJ			1	100%	1
SPARROW CENTRAL LAB			1	100%	1

COVID-19: testing by laboratory

Data through Jul 19, 2020 verified as of Jul 20, 2020 at 09:25 AM

Data in this report are provisional and subject to change.

The numbers in the table below represent the number for whom test results were received by the Department of Health. A person can be tested by more than one laboratory and can have both positive and negative results. **Therefore, the sum of the numbers in each column will be larger than the total number of people tested.**

Reporting lab	Inconclusive	Negative	Positive	Percent positive	Total
NEW YORK STATE ELR - NEW YORK CITY DEPARTMENT OF HEALTH & MENTAL		1			1
OHIO DEPARTMENT OF HEALTH			1	100%	1
PARKWAY REGIONAL MEDICAL CENTER LAB			1	100%	1
UC SAN DIEGO HEALTH			1	100%	1
US LABORATORIES			1	100%	1
VRL EUROFINIS			1	100%	1
ST. LUCIE COUNTY HEALTH DEPARTMENT		1			1
ST. LUKE'S HOSPITAL - BETHLEHEM CAMPUS		1			1
SUNY AT STONY BROOK			1	100%	1
NEW YORK STATE ELR - COLUMBIA MEMORIAL HOSPITAL LABORATORY		1			1
SOUTHEAST GEORGIA HEALTH SYSTEM			1	100%	1
ST FRANCIS			1	100%	1
State Lab Unspecifd			1	100%	1
RIVIERA BEACH HEALTH CENTER LAB			1	100%	1
ROBERT WOOD JOHNSON HOSPITAL			1	100%	1
SKY RIDGE MEDICAL CENTER - MICRO			1	100%	1
TRUMAN MEDICAL CENTER - HOSPITAL HILL			1	100%	1
UNITED CLINICAL LABORATORIES			1	100%	1
HEALTH NETWORK LABORATORIES		1			1
TEXAS DEPARTMENT OF STATE HEALTH SERVICES			1	100%	1
THE HEART HOSPITAL BAYLOR PLANO			1	100%	1
TIEHH BIOTERRORISM RESPONSE LAB			1	100%	1
PROGENESIS INC			1	100%	1
EDGAR PRICE FAMILY & CHILDREN HEALTHCARE CENTER			1	100%	1
MIDMICHIGAN MEDICAL CENTER			1	100%	1
NAVAL BRANCH MEDICAL CLINIC			1	100%	1
YORK HOSPITAL - LABORATORY			1	100%	1
LATE HOURS URGENT CARE			1	100%	1
MAGNOLIA ADULT, LLC			1	100%	1
NOT GIVEN			1	100%	1
PEDIATRIC ASSOCIATES - JACKSONVILLE			1	100%	1
PHELPS HOSPITAL LABORATORY		1			1
DSI LABORATORIES-NAPLES-7TH			1	100%	1
NORTH BROWARD MEDICAL CENTER			1	100%	1
NORTHERN WESTCHESTER HOSPITAL LABORATORY		1			1
WOLFSON (USE BAPTIST)			1	100%	1
SPORTS DRUG TESTING LABORATORY			1	100%	1
SPRING HILL REGIONAL HOSPITAL			1	100%	1
HARLEM HOSPITAL CENTER		1			1
SCIONLAB SERVICES LLC			1	100%	1
SMITH KLINE			1	100%	1
SONIC REFERENCE LABORATORY			1	100%	1
UNKNOWN - MI			1	100%	1
UW HOSPITAL AND CLINICS			1	100%	1
FLORIDA HEALTH CARE PLANS			1	100%	1
SUNY UPSTATE MEDICAL UNIVERSITY			1	100%	1
FLORIDA HOSPITAL KISSIMMEE			1	100%	1

COVID-19: testing by laboratory

Data through Jul 19, 2020 verified as of Jul 20, 2020 at 09:25 AM

Data in this report are provisional and subject to change.

The numbers in the table below represent the number for whom test results were received by the Department of Health. A person can be tested by more than one laboratory and can have both positive and negative results. **Therefore, the sum of the numbers in each column will be larger than the total number of people tested.**

Reporting lab	Inconclusive	Negative	Positive	Percent positive	Total
THE CHILDREN'S HOSPITAL OF PHILADELPHIA		1			1
QUEST DIAGNOSTIC INC TECHNICAL			1	100%	1
SENTARA NORFOLK GENERAL HOSPITAL CENTRAL LAB			1	100%	1
BAPTIST ER TOWN CTR			1	100%	1
STANLY REGIONAL MEDICAL CENTER			1	100%	1
NORTH NAPLES HOSPITAL RESPIRATORY THERAPY DEPARTMENT			1	100%	1
ONslow MEMORIAL HOSPITAL LABORATORY		1			1
SANFORD REGIONAL HOSPITAL WORTHINGTON		1			1
UAB			1	100%	1
MONTANA DEPARTMENT OF PUBLIC HEALTH & HUMAN SERVICES			1	100%	1
Mt Sinai Aventura			1	100%	1
TAMIAMI LAB MILLENIUM			1	100%	1
TAMPA		1			1
TIMPANOGOS REGIONAL HOSPITAL			1	100%	1
NEW YORK STATE ELR - GLENS FALLS HOSPITAL DEPARTMENT OF PATHOLOGY		1			1
SANFORD SOUTH UNIVERSITY		1			1
ST JOSEPHS CHILDRENS HOSPITAL OUTREACH			1	100%	1
ST. JOSEPH'S HOSPITAL NORTH			1	100%	1
QUEST DIAGNOSTICS-OCALA-SE 3RD		1			1
REGIONAL MEDICAL LABORATORY			1	100%	1
REMISE OCCUPATIONAL HEALTH SOLUTIONS INC			1	100%	1
MID FLORIDA CLINICAL LABORATORY			1	100%	1
NAVAL HOSPITAL OF JACKSONVILLE			1	100%	1
NEW YORK STATE ELR - BELLEVUE HOSPITAL CENTER DEPARTMENT		1			1
CBC LAB			1	100%	1
CAROLINAS HEALTHCARE SYSTEM LAB			1	100%	1
MALABAR/ADVENT CENTRA CARE			1	100%	1
Total	11,827	3,384,679	448,764	12%	3,845,270