

Coronavirus: summary of persons being monitored, persons under investigation, and cases

Data through Jul 3, 2020 verified as of Jul 4, 2020 at 09:25 AM

Data in this report are provisional and subject to change.

Monitored persons: people the Florida Department of Health was notified of for possible monitoring because they are a contact of a case, traveled from China, or were identified by the Centers for Disease Control and Prevention (CDC) as a part of a airline/ship contact investigation

Total reports	77,608
Total persons of high, medium, or unknown risk	73,918
High/medium/unknown risk still being monitored	17,685

Persons tested: includes PCR and antigen test results received by the Department of Health from the state public health laboratory (BPHL), as well as commercial and hospital laboratories

Total tested	2,148,327
Positive	190,052
Negative	1,956,445
Inconclusive	1,830
Awaiting testing	1,672

Cases: people with positive PCR or antigen test result

Total cases	190,052
Florida residents	187,090
Non-Florida residents	2,962

Type of testing	
Florida residents	
Positive by BPHL/CDC	7,824
Positive by commercial/hospital lab	179,266
Non-Florida residents	
Positive by BPHL/CDC	158
Positive by commercial/hospital lab	2,804

Characteristics	
Florida residents hospitalized	15,735
Florida resident deaths	3,702
Non-Florida resident deaths	101

Hospitalized counts include anyone who was hospitalized at some point during their illness. It does not reflect the number of people currently hospitalized.

More information on deaths identified through death certificate data is available on the National Center for Health Statistics website at www.cdc.gov/nchs/nvss/vsrr/COVID19/index.htm.

Risk factors for Florida residents	
Traveled	2,628
Contact with a known case	59,579
Traveled and contact with a known case	2,555
Neither	122,328
No travel and no contact	21,464
Travel is unknown	80,462
Contact is unknown	28,681
Contact is pending	70,165

Travel can be unknown and contact can be unknown or pending for the same case, these numbers will sum to more than the "neither" total.

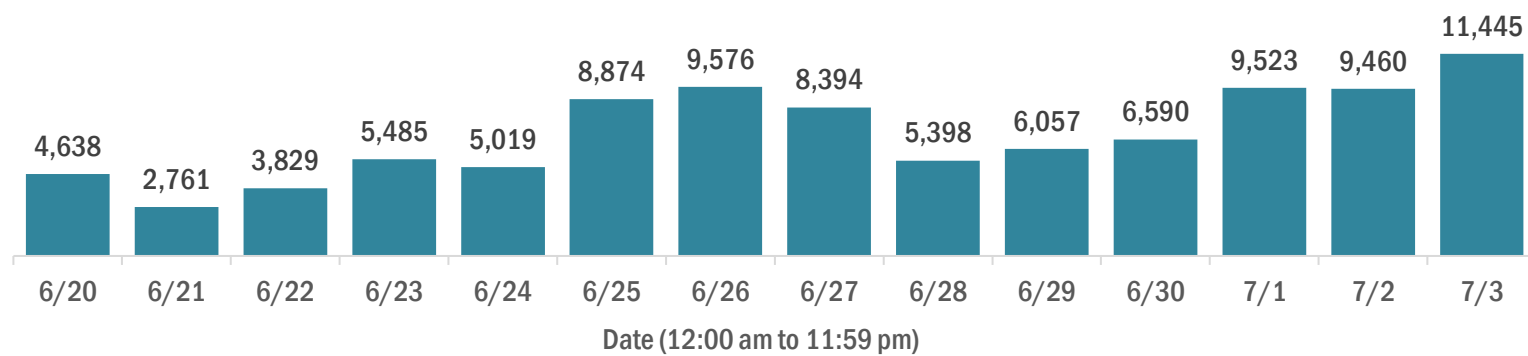
Coronavirus: cases and laboratory testing over time

Data through Jul 3, 2020 verified as of Jul 4, 2020 at 09:25 AM

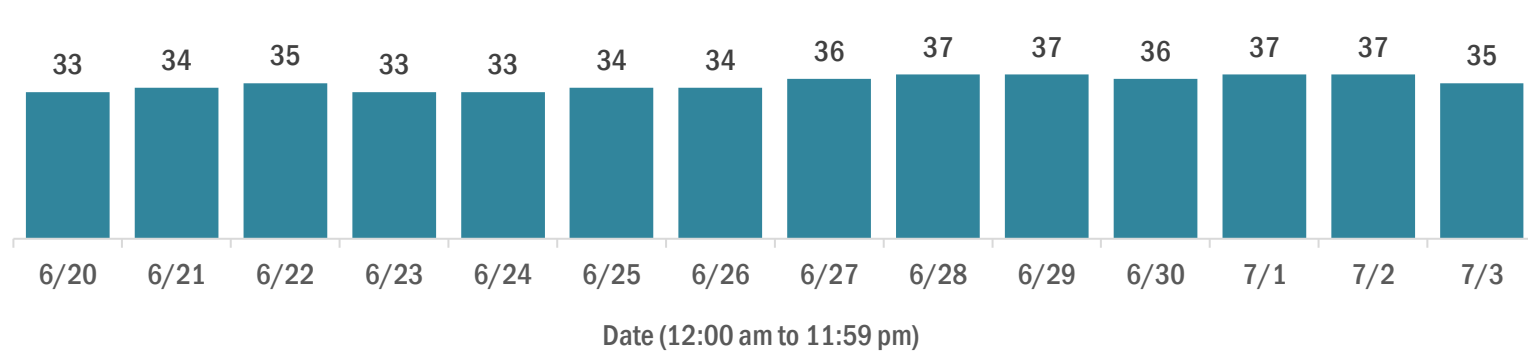
Data in this report are provisional and subject to change.

Cases in Florida residents per day for the past 2 weeks

Number of cases per day



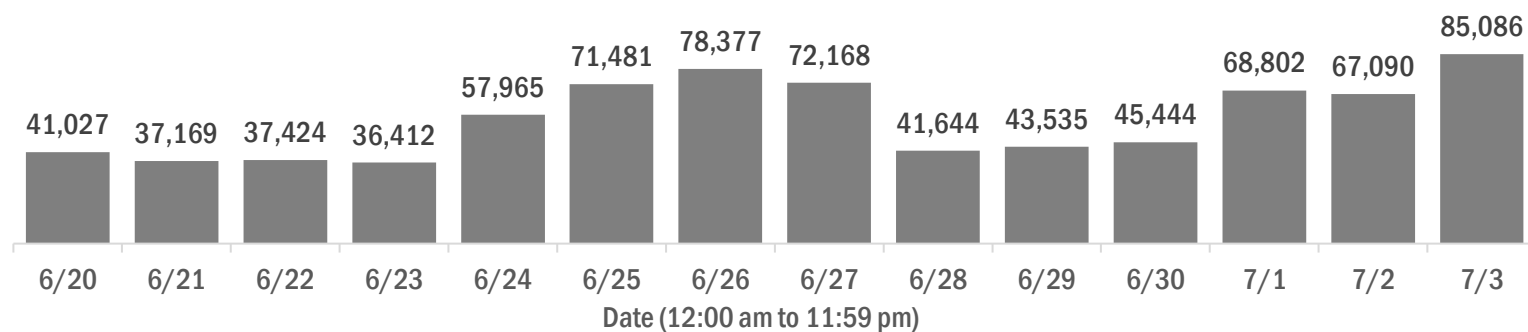
Median age of cases by day



Laboratory testing for Florida residents and non-Florida residents over the past 2 weeks

Number of people tested per day

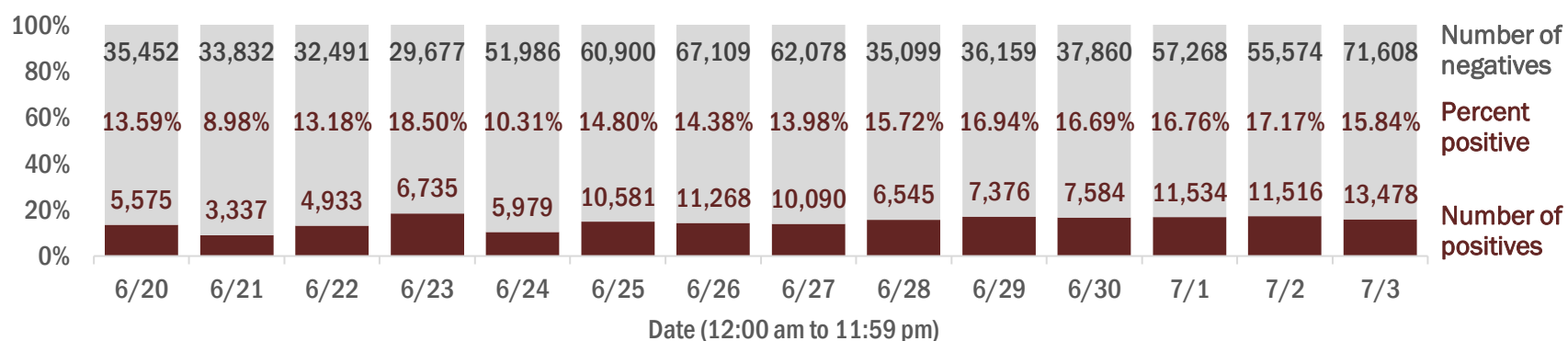
These counts include the number of people for whom the department received PCR or antigen laboratory results by day. People tested on multiple days will be included for each day a new result was received. A person is only counted once for each day they are tested, regardless of whether multiple specimens are tested or multiple results are received.



Number and percent of positive labs

The percent of positive results ranged from 8.98% to 18.50% over the past 2 weeks and was 15.84% yesterday.

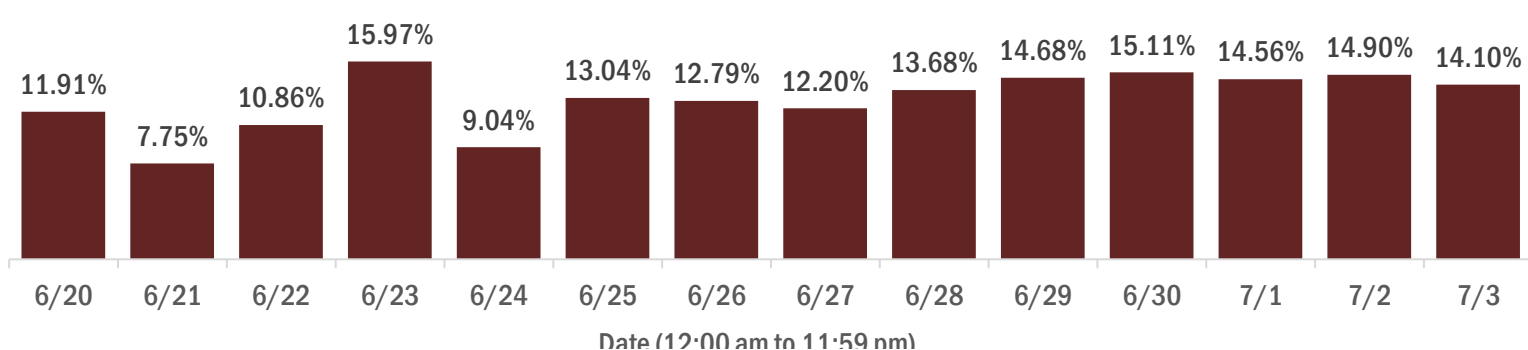
These counts include the number of people for whom the department received PCR or antigen laboratory results by day. People tested on multiple days will be included for each day a new result was received. A person is only counted once for each day they are tested, regardless of whether multiple specimens are tested or multiple results are received. If a person has a positive specimen and a negative specimen in the same day, only the positive result is counted.



Percent positivity for new cases

The percent of positive results ranged from 7.75% to 15.97% over the past 2 weeks and was 14.10% yesterday.

This percent is the number of people who test PCR- or antigen-positive for the first time divided by all the people tested that day, excluding people who have previously tested positive.



Coronavirus: characteristics of 187,090 Florida resident cases

Data through Jul 3, 2020 verified as of Jul 4, 2020 at 09:25 AM

Data in this report are provisional and subject to change.

Age group	Cases		Hospitalizations		Deaths	
0-4 years	2,906	2%	73	0%	0	0%
5-14 years	5,923	3%	60	0%	1	0%
15-24 years	30,261	16%	373	2%	7	0%
25-34 years	38,726	21%	981	6%	20	1%
35-44 years	30,198	16%	1,455	9%	68	2%
45-54 years	28,332	15%	2,116	13%	143	4%
55-64 years	22,889	12%	2,717	17%	335	9%
65-74 years	13,847	7%	3,027	19%	765	21%
75-84 years	8,348	4%	2,754	18%	1,034	28%
85+ years	5,379	3%	2,179	14%	1,329	36%
Unknown	281	0%	0	0%	0	0%
Total	187,090		15,735		3,702	

Gender	Cases	
Male	92,075	49%
Female	94,432	50%
Unknown	583	0%
Total	187,090	

Ethnicity	Cases		Hospitalizations		Deaths	
Hispanic	53,173	28%	5,508	35%	960	26%
Non-Hispanic	65,517	35%	9,469	60%	2,494	67%
Unknown	68,400	37%	758	5%	248	7%
Total	187,090		15,735		3,702	

Race, ethnicity	Cases		Hospitalizations		Deaths	
White	79,035	42%	9,381	60%	2,541	69%
Hispanic	37,594	20%	4,065	26%	782	21%
Non-Hispanic	35,166	19%	5,055	32%	1,656	45%
Unknown ethnicity	6,275	3%	261	2%	103	3%
Black	29,286	16%	4,166	26%	773	21%
Hispanic	1,447	1%	212	1%	25	1%
Non-Hispanic	25,116	13%	3,857	25%	725	20%
Unknown ethnicity	2,723	1%	97	1%	23	1%
Other	16,782	9%	1,730	11%	255	7%
Hispanic	10,096	5%	1,126	7%	137	4%
Non-Hispanic	3,944	2%	517	3%	103	3%
Unknown ethnicity	2,742	1%	87	1%	15	0%
Unknown race	61,987	33%	458	3%	133	4%
Hispanic	4,036	2%	105	1%	16	0%
Non-Hispanic	1,291	1%	40	0%	10	0%
Unknown ethnicity	56,660	30%	313	2%	107	3%
Total	187,090		15,735		3,702	

Hospitalization counts include anyone who was hospitalized at some point during their illness. It does not reflect the number of people currently hospitalized. **Other race** includes any person with a race of American Indian/Alaskan native, Asian, native Hawaiian/Pacific Islander, or other.

Coronavirus: deaths in Florida residents and staff of long-term care facilities

Data through Jul 3, 2020 verified as of Jul 4, 2020 at 09:25 AM

Data in this report are provisional and subject to change.

For current cases in residents or staff of long-term care facilities, please visit: <https://floridahealthcovid19.gov/>

County	Deaths	Percentage	County	Deaths	Percentage	County	Deaths	Percentage
Dade	525	27%	Osceola	9	0%	Monroe	1	0%
Palm Beach	235	12%	Walton	9	0%	Nassau	1	0%
Broward	167	9%	Indian River	8	0%	St. Johns	1	0%
Pinellas	140	7%	Orange	8	0%	Sumter	1	0%
Lee	117	6%	Seminole	8	0%	Total	1,921	
Hillsborough	96	5%	Calhoun	6	0%			
Manatee	87	5%	Lake	5	0%			
Polk	68	4%	Gadsden	4	0%			
Sarasota	63	3%	Jefferson	4	0%			
Charlotte	48	2%	Leon	4	0%			
Collier	39	2%	Okaloosa	4	0%			
Escambia	36	2%	Baker	3	0%			
Volusia	36	2%	Brevard	3	0%			
Duval	34	2%	Madison	3	0%			
St. Lucie	26	1%	Marion	3	0%			
Clay	24	1%	Bradford	2	0%			
Suwannee	20	1%	Putnam	2	0%			
Hendry	18	1%	Citrus	1	0%			
Martin	14	1%	Desoto	1	0%			
Pasco	12	1%	Hardee	1	0%			
Washington	12	1%	Hernando	1	0%			
Alachua	10	1%	Levy	1	0%			

Note: cases are summarized by the county of usual residence. Residents and staff may be cases associated with facilities that are not in their county of usual residence, resulting in cases being included below for counties that do not have facilities with known cases.

Coronavirus: characteristics of 190,052 cases

Data through Jul 3, 2020 verified as of Jul 4, 2020 at 09:25 AM

Data in this report are provisional and subject to change.

Tables below include cases in Florida residents and non-Florida residents.

All 67 Florida counties have cases:

County	FL resident		Non-FL resident	Total
Dade	44,172	24%	557	44,729
Broward	19,240	10%	335	19,575
Palm Beach	15,992	9%	157	16,149
Hillsborough	13,607	7%	93	13,700
Orange	13,021	7%	241	13,262
Duval	8,496	5%	118	8,614
Pinellas	8,041	4%	75	8,116
Lee	7,073	4%	142	7,215
Polk	4,886	3%	20	4,906
Collier	4,791	3%	89	4,880
Manatee	3,529	2%	25	3,554
Seminole	3,192	2%	13	3,205
Osceola	2,713	1%	68	2,781
Pasco	2,593	1%	15	2,608
Volusia	2,587	1%	17	2,604
Escambia	2,191	1%	406	2,597
Brevard	2,436	1%	17	2,453
Martin	2,235	1%	16	2,251
St. Lucie	2,098	1%	11	2,109
Sarasota	2,021	1%	38	2,059
Lake	1,675	1%	19	1,694
Leon	1,592	1%	46	1,638
Alachua	1,477	1%	29	1,506
St. Johns	1,237	1%	22	1,259
Hendry	1,052	1%		1,052
Clay	932	0%	4	936
Indian River	885	0%	12	897
Charlotte	884	0%	3	887
Okaloosa	864	0%	16	880
Marion	863	0%	5	868
Santa Rosa	807	0%	8	815
Desoto	733	0%		733
Bay	651	0%	33	684
Suwannee	582	0%	15	597
Hernando	514	0%	7	521

County	FL resident		Non-FL resident	Total
Putnam	514	0%	2	516
Hardee	498	0%	6	504
Gadsden	442	0%	4	446
Okeechobee	411	0%	2	413
Sumter	405	0%	3	408
Jackson	392	0%	9	401
Highlands	394	0%	3	397
Hamilton	379	0%	3	382
Citrus	372	0%		372
Flagler	360	0%	9	369
Columbia	345	0%	3	348
Monroe	320	0%	17	337
Walton	271	0%	34	305
Nassau	267	0%	10	277
Madison	235	0%	4	239
Liberty	238	0%		238
Levy	199	0%	3	202
Unknown	41	0%	160	201
Holmes	192	0%	3	195
Glades	174	0%		174
Washington	117	0%	3	120
Gilchrist	112	0%		112
Baker	98	0%		98
Taylor	95	0%	2	97
Bradford	94	0%		94
Calhoun	93	0%		93
Wakulla	81	0%	3	84
Union	82	0%		82
Dixie	75	0%		75
Jefferson	56	0%	2	58
Lafayette	36	0%		36
Gulf	30	0%	4	34
Franklin	10	0%	1	11
Total	187,090		2,962	190,052

Coronavirus: characteristics of 187,090 Florida resident cases

Data through Jul 3, 2020 verified as of Jul 4, 2020 at 09:25 AM

Data in this report are provisional and subject to change.

The table below includes the cities and counties of residence for cases in Florida residents based on the patient's ZIP Code.

Note that city is not always received as part of the initial notification and may be missing while the case is being investigated.

City and county	Cases
Miami, Dade	27,132
Orlando, Orange	9,878
Tampa, Hillsborough	8,644
Jacksonville, Duval	7,783
Hialeah, Dade	6,181
Fort Lauderdale, Broward	4,324
Hollywood, Broward	3,889
West Palm Beach, Palm Beach	3,817
Saint Petersburg, Pinellas	3,757
Fort Myers, Lee	3,115
Homestead, Dade	2,966
Naples, Collier	2,920
Bradenton, Manatee	2,457
Lake Worth, Palm Beach	2,299
Pompano Beach, Broward	2,208
Kissimmee, Osceola	2,137
Pensacola, Escambia	1,914
Boca Raton, Palm Beach	1,740
Lakeland, Polk	1,569
Tallahassee, Leon	1,569
Immokalee, Collier	1,553
Sarasota, Sarasota	1,495
Lehigh Acres, Lee	1,464
Cape Coral, Lee	1,450
Miami Beach, Dade	1,443
Boynton Beach, Palm Beach	1,443
Clearwater, Pinellas	1,380
Port Saint Lucie, St. Lucie	1,351
Miramar, Broward	1,342
Gainesville, Alachua	1,256
Miami Gardens, Dade	1,103
Stuart, Martin	1,096
Winter Haven, Polk	1,090
Delray Beach, Palm Beach	1,033
Opa Locka, Dade	902
Lake Worth Beach, Palm Beach	902
Brandon, Hillsborough	867
Riverview, Hillsborough	833
Largo, Pinellas	791
Jupiter, Palm Beach	776
Coral Springs, Broward	759
Indiantown, Martin	723
Plant City, Hillsborough	722
Apopka, Orange	719
Fort Pierce, St. Lucie	706
Melbourne, Brevard	688
Missing, Broward	678
North Miami Beach, Dade	673
Sanford, Seminole	658
Sunrise, Broward	641
Arcadia, Desoto	639
New Port Richey, Pasco	620
Davie, Broward	606
Ocala, Marion	601
Belle Glade, Palm Beach	600
Winter Park, Orange	590
Clewiston, Hendry	582
Deerfield Beach, Broward	577
Daytona Beach, Volusia	574

Coronavirus: characteristics of 187,090 Florida resident cases

Data through Jul 3, 2020 verified as of Jul 4, 2020 at 09:25 AM

Data in this report are provisional and subject to change.

The table below includes the cities and counties of residence for cases in Florida residents based on the patient's ZIP Code.

Note that city is not always received as part of the initial notification and may be missing while the case is being investigated.

City and county	Cases
North Miami, Dade	556
Royal Palm Beach, Palm Beach	555
Vero Beach, Indian River	555
Doral, Dade	553
Palmetto, Manatee	552
Saint Augustine, St. Johns	551
Oviedo, Seminole	546
Florida City, Dade	534
Altamonte Springs, Seminole	523
Palm Beach Gardens, Palm Beach	513
Live Oak, Suwannee	505
Port Charlotte, Charlotte	503
Winter Garden, Orange	495
Palm Bay, Brevard	487
Plantation, Broward	472
Saint Cloud, Osceola	468
Clermont, Lake	457
Bonita Springs, Lee	455
Deland, Volusia	451
Panama City, Bay	441
Deltona, Volusia	432
Tamarac, Broward	428
Margate, Broward	427
Orange Park, Clay	423
Seminole, Pinellas	421
Ocoee, Orange	420
Land O Lakes, Pasco	419
Wesley Chapel, Pasco	407
Okeechobee, Okeechobee	397
Pinellas Park, Pinellas	393
Longwood, Seminole	392
Palm Harbor, Pinellas	391
Coral Gables, Dade	381
Wellington, Palm Beach	381
Davenport, Polk	379
Ruskin, Hillsborough	357
Lutz, Hillsborough	356
Jacksonville Beach, Duval	355
Labelle, Hendry	353
Coconut Creek, Broward	352
North Lauderdale, Broward	349
Casselberry, Seminole	341
Milton, Santa Rosa	341
Hallandale, Broward	341
Fort Walton Beach, Okaloosa	331
Windermere, Orange	331
Pembroke Pines, Broward	331
Missing, Palm Beach	327
Cocoa, Brevard	324
Weston, Broward	323
Lake City, Columbia	322
Valrico, Hillsborough	314
Spring Hill, Hernando	313
Lake Mary, Seminole	311
Oakland Park, Broward	299
Quincy, Gadsden	298
Wimauma, Hillsborough	297
Palatka, Putnam	296
Aventura, Dade	293

Coronavirus: characteristics of 187,090 Florida resident cases

Data through Jul 3, 2020 verified as of Jul 4, 2020 at 09:25 AM

Data in this report are provisional and subject to change.

The table below includes the cities and counties of residence for cases in Florida residents based on the patient's ZIP Code.

Note that city is not always received as part of the initial notification and may be missing while the case is being investigated.

City and county	Cases
Jasper, Hamilton	292
Palm Coast, Flagler	290
Punta Gorda, Charlotte	290
South Miami, Dade	287
South Bay, Palm Beach	286
Bartow, Polk	280
Winter Springs, Seminole	263
Tavares, Lake	261
Haines City, Polk	260
Pahokee, Palm Beach	256
Missing, Dade	254
Maitland, Orange	248
Ponte Vedra Beach, St. Johns	234
Wauchula, Hardee	233
North Fort Myers, Lee	231
North Port, Sarasota	231
Bristol, Liberty	228
Leesburg, Lake	227
Miami Lakes, Dade	218
Ormond Beach, Volusia	214
Fellsmere, Indian River	213
Missing, Collier	211
Seffner, Hillsborough	209
Tarpon Springs, Pinellas	206
Zephyrhills, Pasco	203
Middleburg, Clay	202
Kissimmee, Polk	198
Port Richey, Pasco	197
Lake Wales, Polk	195
Loxahatchee, Palm Beach	191
Riviera Beach, Palm Beach	191
Auburndale, Polk	188
Dade City, Pasco	186
Dunedin, Pinellas	185
Lantana, Palm Beach	181
Port Orange, Volusia	179
Bonifay, Holmes	178
Hudson, Pasco	175
Sneads, Jackson	174
Cantonment, Escambia	171
Eustis, Lake	171
Sebring, Highlands	170
Merritt Island, Brevard	169
Orange City, Volusia	169
Odessa, Hillsborough	167
Moore Haven, Glades	164
Saint Johns, St. Johns	164
Mulberry, Polk	163
Palm City, Martin	162
Gulf Breeze, Santa Rosa	162
Green Cove Springs, Clay	161
Holiday, Pasco	160
Lauderhill, Broward	156
Crestview, Okaloosa	155
Venice, Sarasota	154
Wilton Manors, Broward	152
Dover, Hillsborough	152
Esteros, Lee	150
Missing, Hillsborough	149

Coronavirus: characteristics of 187,090 Florida resident cases

Data through Jul 3, 2020 verified as of Jul 4, 2020 at 09:25 AM

Data in this report are provisional and subject to change.

The table below includes the cities and counties of residence for cases in Florida residents based on the patient's ZIP Code.

Note that city is not always received as part of the initial notification and may be missing while the case is being investigated.

City and county	Cases
Hobe Sound, Martin	148
Brooksville, Hernando	148
Bushnell, Sumter	148
Titusville, Brevard	146
Destin, Okaloosa	141
Cooper City, Broward	141
Atlantic Beach, Duval	140
Madison, Madison	139
Rockledge, Brevard	139
Debary, Volusia	137
Gibsonton, Hillsborough	133
Navarre, Santa Rosa	133
Missing, Orange	130
Parrish, Manatee	130
Dania, Broward	130
Sarasota, Manatee	126
The Villages, Sumter	125
Palm Springs, Palm Beach	124
Frostproof, Polk	124
Pinecrest, Dade	123
Defuniak Springs, Walton	123
Marianna, Jackson	123
Oldsmar, Pinellas	122
Lauderdale Lakes, Broward	122
Avon Park, Highlands	121
Key Biscayne, Dade	120
Missing, Duval	119
Bowling Green, Hardee	118
Fernandina Beach, Nassau	115
Fort Meade, Polk	115
Key West, Monroe	113
Apollo Beach, Hillsborough	113
Fleming Island, Clay	112
Missing, Polk	110
Mount Dora, Lake	108
Groveland, Lake	106
New Smyrna Beach, Volusia	105
Panama City Beach, Bay	105
Missing, Pasco	103
Inverness, Citrus	103
Safety Harbor, Pinellas	101
Ponte Vedra, St. Johns	100
Chiefland, Levy	99
Ellenton, Manatee	96
North Palm Beach, Palm Beach	95
Crescent City, Putnam	94
Parkland, Broward	94
Chipley, Washington	94
Lithia, Hillsborough	93
Missing, Hardee	92
Missing, Hendry	89
Missing, Lee	89
Pace, Santa Rosa	89
Neptune Beach, Duval	85
Sun City Center, Hillsborough	83
Trenton, Gilchrist	83
Perry, Taylor	82
Missing, Desoto	80
Jacksonville, St. Johns	80

Coronavirus: characteristics of 187,090 Florida resident cases

Data through Jul 3, 2020 verified as of Jul 4, 2020 at 09:25 AM

Data in this report are provisional and subject to change.

The table below includes the cities and counties of residence for cases in Florida residents based on the patient's ZIP Code.

Note that city is not always received as part of the initial notification and may be missing while the case is being investigated.

City and county	Cases
Missing, St. Johns	79
Jennings, Hamilton	78
Santa Rosa Beach, Walton	76
Blountstown, Calhoun	75
Cocoa Beach, Brevard	75
Alachua, Alachua	74
Palmetto Bay, Dade	74
Satellite Beach, Brevard	74
Summerfield, Marion	73
Sebastian, Indian River	73
Jensen Beach, Martin	73
Niceville, Okaloosa	72
Crawfordville, Wakulla	70
Starke, Bradford	69
Thonotosassa, Hillsborough	65
Holly Hill, Volusia	65
Macclenny, Baker	65
Missing, Brevard	64
Missing, Osceola	63
Missing, Madison	63
Missing, Santa Rosa	61
Lake Placid, Highlands	60
Crystal River, Citrus	60
Missing, Citrus	59
Lynn Haven, Bay	57
Clearwater Beach, Pinellas	56
Myakka City, Manatee	55
Yulee, Nassau	55
Newberry, Alachua	53
Shalimar, Okaloosa	53
Lake Park, Palm Beach	53
Lake Alfred, Polk	51
Pierson, Volusia	51
Minneola, Lake	50
Edgewater, Volusia	50
Chuluota, Seminole	50
Key Largo, Monroe	50
Mary Esther, Okaloosa	50
Zolfo Springs, Hardee	48
Carol City, Dade	48
Ave Maria, Collier	48
Palm Beach, Palm Beach	48
Spring Hill, Pasco	47
Monticello, Jefferson	47
Englewood, Charlotte	47
Tavernier, Monroe	46
Gulfport, Pinellas	46
Tequesta, Palm Beach	46
West Melbourne, Brevard	45
Williston, Levy	45
Marathon, Monroe	45
Sorrento, Lake	44
Nokomis, Sarasota	44
Missing, Sarasota	44
Callahan, Nassau	44
Geneva, Seminole	44
Missing, Marion	44
Old Town, Dixie	43
Gotha, Orange	43

Coronavirus: characteristics of 187,090 Florida resident cases

Data through Jul 3, 2020 verified as of Jul 4, 2020 at 09:25 AM

Data in this report are provisional and subject to change.

The table below includes the cities and counties of residence for cases in Florida residents based on the patient's ZIP Code.

Note that city is not always received as part of the initial notification and may be missing while the case is being investigated.

City and county	Cases
Belleview, Marion	42
Mascotte, Lake	42
Havana, Gadsden	42
Indialantic, Brevard	41
Cape Canaveral, Brevard	41
Missing, Indian River	41
Missing, Volusia	40
De Leon Springs, Volusia	40
Marco Island, Collier	40
Missing, Seminole	39
Trinity, Pasco	39
Missing, St. Lucie	38
Missing, Escambia	38
Lady Lake, Lake	38
Homosassa, Citrus	37
Polk City, Polk	36
Fort Myers Beach, Lee	36
Missing, Manatee	36
Kenneth City, Pinellas	35
Eagle Lake, Polk	35
Interlachen, Putnam	33
Greenacres, Palm Beach	33
Missing, Highlands	33
Missing, Pinellas	33
Bronson, Levy	32
Lake Butler, Union	32
Medley, Dade	32
Dunnellon, Marion	32
Mims, Brevard	31
Missing, Hernando	31
Midway, Gadsden	31
Mayo, Lafayette	30
Southwest Ranches, Broward	30
Rotunda West, Charlotte	30
Missing, Unknown	30
High Springs, Alachua	29
Missing, Martin	29
Missing, Monroe	29
Lakewood Ranch, Manatee	29
Hilliard, Nassau	29
Chattahoochee, Gadsden	29
Molino, Escambia	29
West Miami, Dade	29
Flagler Beach, Flagler	29
Alva, Lee	28
Cross City, Dixie	27
O Brien, Suwannee	27
Beverly Hills, Citrus	27
Raiford, Union	27
Belle Isle, Orange	27
Bunnell, Flagler	26
Oxford, Sumter	26
Zellwood, Orange	25
East Palatka, Putnam	25
Montverde, Lake	25
South Pasadena, Pinellas	25
Lake Panasoffkee, Sumter	25
Lecanto, Citrus	24
El Portal, Dade	24

Coronavirus: characteristics of 187,090 Florida resident cases

Data through Jul 3, 2020 verified as of Jul 4, 2020 at 09:25 AM

Data in this report are provisional and subject to change.

The table below includes the cities and counties of residence for cases in Florida residents based on the patient's ZIP Code.

Note that city is not always received as part of the initial notification and may be missing while the case is being investigated.

City and county	Cases
Christmas, Orange	24
Englewood, Sarasota	24
Missing, Lake	24
South Daytona, Volusia	23
Miramar Beach, Walton	23
Indian Rocks Beach, Pinellas	23
Coconut Grove, Dade	23
Umatilla, Lake	23
Seville, Volusia	23
Bal Harbour, Dade	23
Gretna, Gadsden	22
Oakland, Orange	22
Florida Dept Of Corrections, Union	22
Fort White, Columbia	22
Freeport, Walton	22
Fruitland Park, Lake	22
Wildwood, Sumter	21
Surfside, Dade	21
Melbourne Beach, Brevard	21
Cutler Bay, Dade	20
Keystone Heights, Clay	20
Biscayne Park, Dade	20
Viera, Brevard	20
Hernando, Citrus	20
Felda, Hendry	20
Osprey, Sarasota	20
Hallandale Beach, Broward	19
Missing, Okaloosa	19
Baker, Okaloosa	19
Jay, Santa Rosa	19
Missing, Leon	19
Webster, Sumter	19
Weeki Wachee, Hernando	18
Greenwood, Jackson	18
Bell, Gilchrist	18
Archer, Alachua	18
Branford, Suwannee	18
Citra, Marion	18
Celebration, Osceola	18
Missing, Jackson	18
Citrus Springs, Citrus	18
Indian Harbour Beach, Brevard	18
Dundee, Polk	17
Cottondale, Jackson	17
Dunnellon, Citrus	17
Sanderson, Baker	17
Sanibel, Lee	17
Mcalpin, Suwannee	16
Juno Beach, Palm Beach	16
Atlantis, Palm Beach	16
Unknown, Orange	15
Hialeah Gardens, Dade	15
Port Saint Joe, Gulf	15
Greenville, Madison	15
Missing, Flagler	15
Malabar, Brevard	15
Melrose, Putnam	14
Century, Escambia	14
Temple Terrace, Hillsborough	14

Coronavirus: characteristics of 187,090 Florida resident cases

Data through Jul 3, 2020 verified as of Jul 4, 2020 at 09:25 AM

Data in this report are provisional and subject to change.

The table below includes the cities and counties of residence for cases in Florida residents based on the patient's ZIP Code.

Note that city is not always received as part of the initial notification and may be missing while the case is being investigated.

City and county	Cases
Lawtey, Bradford	14
Missing, Nassau	14
Missing, Okeechobee	14
Hypoluxo, Palm Beach	14
Hawthorne, Alachua	14
Sunny Isles Beach, Dade	14
Ocklawaha, Marion	14
Poinciana, Polk	14
Missing, Walton	14
Howey-In-The-Hills, Lake	14
North Bay Village, Dade	14
Madeira Beach, Pinellas	14
Lauderdale By The Sea, Broward	14
Satsuma, Putnam	13
Canal Point, Palm Beach	13
Miami Springs, Dade	13
Missing, Clay	13
Islamorada, Monroe	13
San Antonio, Pasco	13
Center Hill, Sumter	13
Fern Park, Seminole	13
Lee, Madison	13
Wewahitchka, Gulf	13
Grand Island, Lake	12
Big Pine Key, Monroe	12
Glen Saint Mary, Baker	12
Hastings, St. Johns	12
Altha, Calhoun	12
Youngstown, Bay	12
Vernon, Washington	12
Morrison, Levy	12
Lake Hamilton, Polk	12
Carrollwood, Hillsborough	12
Babson Park, Polk	12
Ochopee, Collier	12
Pomona Park, Putnam	12
Malone, Jackson	11
Belleair Beach, Pinellas	11
Osteen, Volusia	11
Kendall, Dade	11
Grand Ridge, Jackson	11
Bokeelia, Lee	11
Missing, Gadsden	11
Missing, Gilchrist	10
The Villages, Lake	10
Yalaha, Lake	10
Southport, Bay	10
Princeton, Dade	10
Alafaya, Orange	10
Elkton, St. Johns	9
Lake Helen, Volusia	9
Reddick, Marion	9
Sweetwater, Dade	9
Lighthouse Point, Broward	9
Coleman, Sumter	9
Greensboro, Gadsden	9
Waverly, Polk	9
Odessa, Pasco	9
Missing, Holmes	9

Coronavirus: characteristics of 187,090 Florida resident cases

Data through Jul 3, 2020 verified as of Jul 4, 2020 at 09:25 AM

Data in this report are provisional and subject to change.

The table below includes the cities and counties of residence for cases in Florida residents based on the patient's ZIP Code.

Note that city is not always received as part of the initial notification and may be missing while the case is being investigated.

City and county	Cases
Haverhill, Palm Beach	9
Bradenton Beach, Manatee	9
Crystal Beach, Pinellas	9
Bryceville, Nassau	9
West Park, Broward	9
Grant-Valkaria, Brevard	9
Eglin Air Force Base, Okaloosa	8
Weirsdale, Marion	8
Silver Springs, Marion	8
Missing, Bay	8
Fort Denaud, Hendry	8
Holmes Beach, Manatee	8
Belleair, Pinellas	8
Micanopy, Alachua	8
Missing, Levy	8
Miami Shores, Dade	8
Okahumpka, Lake	8
Patrick Air Force Base, Brevard	8
San Mateo, Putnam	8
Graceville, Jackson	8
Alford, Jackson	7
Anthony, Marion	7
White Springs, Hamilton	7
Barefoot Bay, Brevard	7
Oak Hill, Volusia	7
Lady Lake, Sumter	7
Edgewood, Orange	7
Bellview, Escambia	7
Reunion, Osceola	7
Singer Island, Palm Beach	7
Fruit Cove, St. Johns	7
Nocatee, Desoto	7
Placida, Charlotte	7
Callaway, Bay	7
Bay Harbor Islands, Dade	7
Wellborn, Suwannee	7
Hollister, Putnam	7
Ona, Hardee	7
Waldo, Alachua	7
Missing, Washington	7
Hosford, Liberty	7
Venus, Highlands	7
Sumterville, Sumter	7
Missing, Suwannee	7
Naranja, Dade	7
Lake Suzy, Desoto	7
Heathrow, Seminole	6
Laurel Hill, Okaloosa	6
Valparaiso, Okaloosa	6
Saint James City, Lee	6
Floral City, Citrus	6
Mcdavid, Escambia	6
Altoona, Lake	6
Missing, Charlotte	6
Matlacha, Lee	6
Steinhatchee, Taylor	6
Missing, Jefferson	6
Golden Beach, Dade	6
Carrabelle, Franklin	5

Coronavirus: characteristics of 187,090 Florida resident cases

Data through Jul 3, 2020 verified as of Jul 4, 2020 at 09:25 AM

Data in this report are provisional and subject to change.

The table below includes the cities and counties of residence for cases in Florida residents based on the patient's ZIP Code.

Note that city is not always received as part of the initial notification and may be missing while the case is being investigated.

City and county	Cases
North Redington Beach, Pinellas	5
Sopchoppy, Wakulla	5
Astatula, Lake	5
Fountain, Bay	5
Florahome, Putnam	5
Pinetta, Madison	5
Sebastian, Brevard	5
Saint Pete Beach, Pinellas	5
Dania Beach, Broward	5
Missing, Sumter	5
Bayonet Point, Pasco	5
Treasure Island, Pinellas	5
Mangonia Park, Palm Beach	5
Sun City, Hillsborough	5
Village Of Palmetto Bay, Dade	5
Goulds, Dade	5
Astor, Lake	5
Baldwin, Duval	5
Santa Fe, Alachua	5
Summerland Key, Monroe	5
Paisley, Lake	5
Terra Ceia, Manatee	4
Longboat Key, Manatee	4
Holt, Okaloosa	4
Missing, Lafayette	4
Tioga, Alachua	4
Missing, Bradford	4
Missing, Alachua	4
Ocean Ridge, Palm Beach	4
Missing, Dixie	4
Kindred, Osceola	4
Poinciana, Osceola	4
Eastpoint, Franklin	4
Kathleen, Polk	4
Homeland, Polk	4
Labelle, Glades	4
Long Boat Key, Manatee	4
Missing, Baker	4
Missing, Taylor	4
Ponce Inlet, Volusia	4
Siesta Key, Sarasota	4
Tierra Verde, Pinellas	4
Inlet Beach, Walton	4
Intercession City, Osceola	3
Captiva, Lee	3
Belleair Bluffs, Pinellas	3
Brooker, Bradford	3
Candler, Marion	3
Missing, Glades	3
Mayport, Duval	3
Mango, Hillsborough	3
Kissimmee, Orange	3
Palmdale, Glades	3
Missing, Liberty	3
Hampton, Bradford	3
Bonifay, Washington	3
Cloud Lake, Palm Beach	3
Winter Park, Seminole	3
Lutz, Pasco	3

Coronavirus: characteristics of 187,090 Florida resident cases

Data through Jul 3, 2020 verified as of Jul 4, 2020 at 09:25 AM

Data in this report are provisional and subject to change.

The table below includes the cities and counties of residence for cases in Florida residents based on the patient's ZIP Code.

Note that city is not always received as part of the initial notification and may be missing while the case is being investigated.

City and county	Cases
Azalea Park, Orange	3
Tice, Lee	3
Tyndall Air Force Base, Bay	3
Ponce De Leon, Walton	3
Missing, Calhoun	3
Walnut Hill, Escambia	3
Westville, Holmes	3
Northdale, Hillsborough	3
Lorida, Highlands	3
Harmony, Osceola	3
Wahneta, Polk	3
Balm, Hillsborough	3
Bascom, Jackson	3
Buena Ventura Lakes, Osceola	3
Perdido Key, Escambia	3
Campbellton, Jackson	2
Braden River, Manatee	2
Elfers, Pasco	2
Fpo, Duval	2
City Of Sunrise, Broward	2
Eaton Park, Polk	2
Miromar Lakes, Lee	2
Missing, Putnam	2
Mount Plymouth, Lake	2
Highland City, Polk	2
Gulf Stream, Palm Beach	2
Unknown Out Of Area, Palm Beach	2
Port Saint John, Brevard	2
Saint Leo, Pasco	2
Goodland, Collier	2
At Large, Broward	2
Celebration, Orange	2
Durant, Hillsborough	2
Miami, Martin	2
Nobleton, Hernando	2
Perrine, Dade	2
Tallevast, Manatee	2
Saint Marks, Wakulla	2
Rubonia, Manatee	2
San Carlos Park, Lee	2
Sharpes, Brevard	2
Lehigh, Lee	2
Longboat Key, Sarasota	2
Aloma, Orange	2
Branford, Lafayette	2
Earleton, Alachua	2
Eatonville, Orange	2
Destin, Walton	2
Sugarloaf, Monroe	2
Unknown, Seminole	2
Wabasso, Indian River	2
Gulf Breeze, Escambia	2
Indian Lake Estates, Polk	2
Hernando Beach, Hernando	2
Hiawassee, Orange	2
Eloise, Polk	2
Centerville, Leon	2
Missing, Gulf	2
Sydney, Hillsborough	2

Coronavirus: characteristics of 187,090 Florida resident cases

Data through Jul 3, 2020 verified as of Jul 4, 2020 at 09:25 AM

Data in this report are provisional and subject to change.

The table below includes the cities and counties of residence for cases in Florida residents based on the patient's ZIP Code.

Note that city is not always received as part of the initial notification and may be missing while the case is being investigated.

City and county	Cases
Bay Pines, Pinellas	2
Cudjoe Key, Monroe	2
Cutler Ridge, Dade	2
Lamont, Jefferson	2
Lealman, Pinellas	2
Missing, Hamilton	2
Missing, Wakulla	2
Yankeetown, Levy	2
Unknown, Dade	2
Plymouth, Orange	2
Davenport, Osceola	2
Alturas, Polk	2
Forest City, Orange	2
Pensacola Beach, Santa Rosa	2
Palma Sola, Manatee	2
La Crosse, Alachua	2
Graceville, Holmes	2
Fort McCoy, Marion	2
Fisher Island, Dade	2
Boca Grande, Lee	2
Pembroke Park, Broward	2
Pine Hills, Orange	2
North Venice, Sarasota	2
Clarksville, Calhoun	2
Hawthorne, Putnam	2
Lockhart, Orange	2
University Park, Manatee	2
Unknown, Broward	1
Valkaria, Brevard	1
Venice, Hillsborough	1
West Bradenton, Manatee	1
West Villages, Sarasota	1
Wintergarden, Orange	1
Tallahassee, Unknown	1
The Villages, Marion	1
Quail Heights, Dade	1
Ridge Manor, Pasco	1
River Ranch, Polk	1
Port Everglades, Broward	1
Seven Springs, Pasco	1
Loxahatchee Groves, Palm Beach	1
Miami, Unknown	1
Lake Como, Putnam	1
Lake Monroe, Seminole	1
Laud-By-The-Sea, Broward	1
Palm Beach Shores, Palm Beach	1
Indian Shores, Pinellas	1
Jupiter, Duval	1
Kinard, Calhoun	1
Okeechobee, St. Lucie	1
Oklawaha, Marion	1
Missing, Union	1
Palm Shores, Brevard	1
Parker, Bay	1
Sewalls Point, Martin	1
South Daytona Beach, Volusia	1
Switzerland, St. Johns	1
Tampa Palms, Hillsborough	1
Tewksbury, Orange	1

Coronavirus: characteristics of 187,090 Florida resident cases

Data through Jul 3, 2020 verified as of Jul 4, 2020 at 09:25 AM

Data in this report are provisional and subject to change.

The table below includes the cities and counties of residence for cases in Florida residents based on the patient's ZIP Code.

Note that city is not always received as part of the initial notification and may be missing while the case is being investigated.

City and county	Cases
Tampa, Pinellas	1
Tangerine, Orange	1
Unknown, Columbia	1
Unknown, Palm Beach	1
Welaka, Putnam	1
Buckingham, Lee	1
Bay Lake, Orange	1
Aollywoss, Dade	1
Apalachicola, Franklin	1
Arnondale, Hillsborough	1
Caryville, Washington	1
Bradley, Polk	1
Estero, Collier	1
Clermont, Orange	1
Clermont, Polk	1
Fl, Dade	1
Fellsmele, Brevard	1
Inlet Beach, Bay	1
Jacksonville, Unknown	1
Manalapan, Palm Beach	1
Milton, Escambia	1
Paxton, Walton	1
Penney Farms, Clay	1
Orlando, Brevard	1
Gastonia, Polk	1
Green Acres, Palm Beach	1
Loughman, Polk	1
Lake Harbor, Palm Beach	1
Lake City, Suwannee	1
Dinsmore, Duval	1
Florida State University, Leon	1
Champions Gate, Polk	1
Chokoloskee, Collier	1
Saint Petersburg, Dade	1
Scottsmoor, Brevard	1
Smiawic, Dade	1
Wimauma, Manatee	1
Long Key, Monroe	1
Greenacres, Unknown	1
Duette, Manatee	1
Everglades City, Collier	1
Fwb, Walton	1
Gibsonia, Polk	1
Bayshore Gardens, Manatee	1
Bonita Springs, Collier	1
Anna Maria, Manatee	1
Apopka, Unknown	1
Bonita Springs, Manatee	1
Saint Cloud, Manatee	1
Redington Beach, Pinellas	1
Valrico, Orange	1
Town N Country, Hillsborough	1
Winterpark, Unknown	1
Ocala, Unknown	1
Panacea, Wakulla	1
Miccosukee, Leon	1
Lacoochee, Pasco	1
Lamont, Taylor	1
Lloyd, Jefferson	1

Coronavirus: characteristics of 187,090 Florida resident cases

Data through Jul 3, 2020 verified as of Jul 4, 2020 at 09:25 AM

Data in this report are provisional and subject to change.

The table below includes the cities and counties of residence for cases in Florida residents based on the patient's ZIP Code.

Note that city is not always received as part of the initial notification and may be missing while the case is being investigated.

City and county	Cases
Pensacola Beach, Escambia	1
Pine Castle, Orange	1
Alpharetta, Broward	1
Enterprise, Volusia	1
Ft Pierce, St. Lucie	1
Homeless, Hillsborough	1
Homeless, Pinellas	1
Hutchinson Island, St. Lucie	1
Key Colony Beach, Monroe	1
Westville, Walton	1
Ybor City, Hillsborough	1
Saint Johns, Duval	1
Clewiston, Palm Beach	1
Cape Haze, Charlotte	1
Alva, Escambia	1
Bayou George, Bay	1
Hudson, Pinellas	1
Sorrento, Orange	1
Sanford, Orange	1
Rivera Beach, Palm Beach	1
Perth Amboy, Hillsborough	1
Steinhatchee, Dixie	1
Stock Island, Monroe	1
Unknown, Unknown	1
University Of Tampa, Hillsborough	1
Point Washington, Walton	1
Pasadena, Pinellas	1
Pensacola Naval Hospital, Escambia	1
Mount Dora, Orange	1
New Church, Palm Beach	1
Litchfield Park, Unknown	1
Altamonte Springs, Orange	1
Apo, Collier	1
Franklin, Orange	1
Haines City, Orange	1
Jena, Taylor	1
Lake Butler, Bradford	1
San Pao, Pinellas	1
Sand Lake, Orange	1
Unknown, Duval	1
West Delray Beach, Palm Beach	1
West Palm Beach, Unknown	1
Kenansville, Osceola	1
Hillsboro Beach, Broward	1
Holder, Citrus	1
Indian River Shores, Indian River	1
Indian Rock Beach, Pinellas	1
New Smyrna, Volusia	1
Everglades National Park, Dade	1
Fanning Springs, Gilchrist	1
Fernandina, Nassau	1
Georgetown, Putnam	1
Cedar Key, Levy	1
Dowling Park, Suwannee	1
Cypress Gardens, Polk	1
Pooler, Broward	1
Okeechobee, Martin	1
Oneco, Manatee	1
Port Richey, Alachua	1

Coronavirus: characteristics of 187,090 Florida resident cases

Data through Jul 3, 2020 verified as of Jul 4, 2020 at 09:25 AM

Data in this report are provisional and subject to change.

The table below includes the cities and counties of residence for cases in Florida residents based on the patient's ZIP Code.

Note that city is not always received as part of the initial notification and may be missing while the case is being investigated.

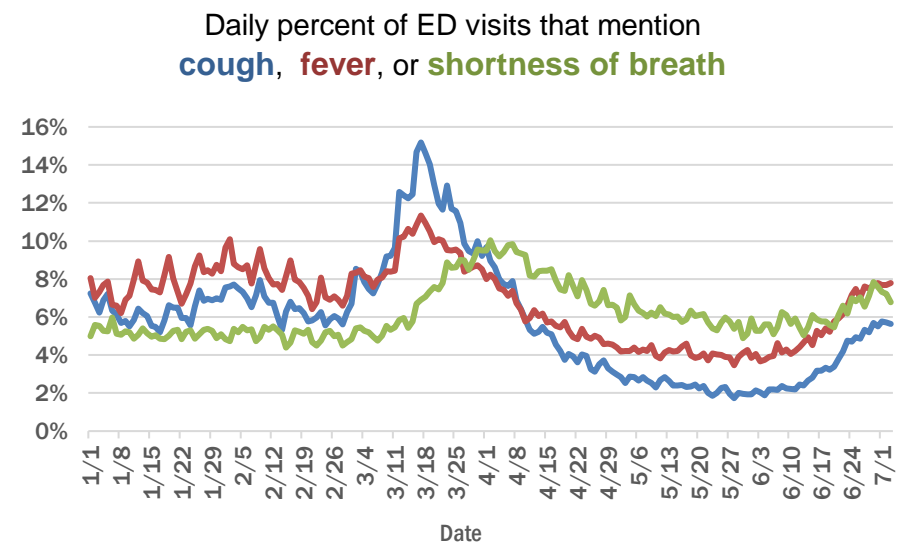
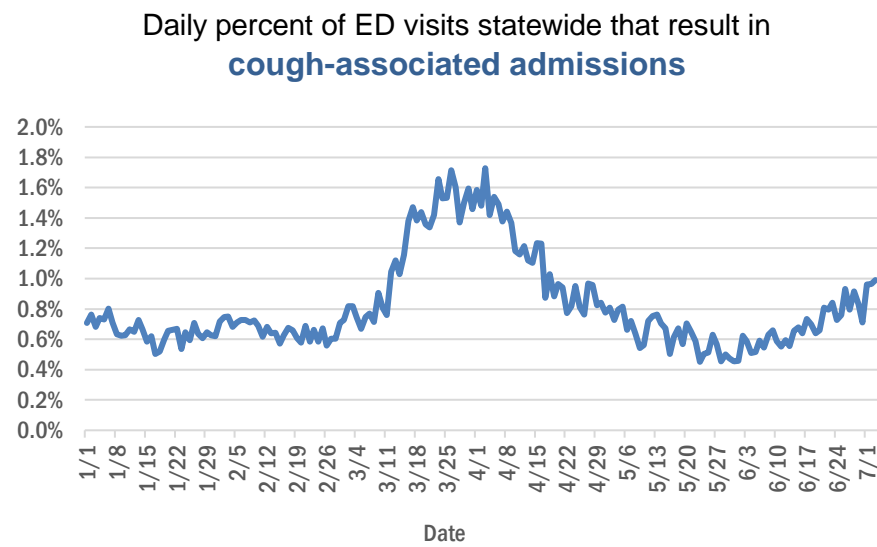
City and county	Cases
Salem, Taylor	1
Samoset, Manatee	1
South Palm Beach, Palm Beach	1
Westchase, Hillsborough	1
Twentynine Palms, Broward	1
Union Park, Orange	1
Virginia Gardens, Dade	1
Wakulla Springs, Wakulla	1
Windermere, Unknown	1
Total	187,090

Coronavirus: additional surveillance information

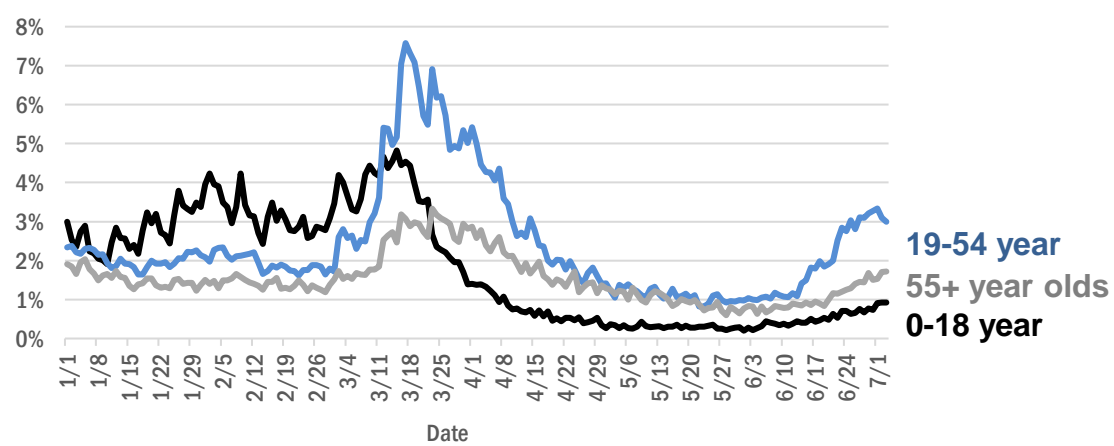
Data through Jul 3, 2020 verified as of Jul 4, 2020 at 09:25 AM

Data in this report are provisional and subject to change.

Statewide emergency department (ED) chief complaint and admission data



Daily percent of ED visits statewide that mention cough by age group



The Electronic Surveillance System for the Early Notification of Community-Based Epidemics (ESSENCE-FL) includes chief complaint data from 211 of 212 Florida EDs. Data are transmitted electronically to ESSENCE-FL daily or hourly.

Coronavirus: All persons with tests reported

Data through Jul 3, 2020 verified as of Jul 4, 2020 at 09:25 AM

Data in this report are provisional and subject to change.

The table below includes persons with laboratory results that the Department of Health has received electronically or by mail/fax for Florida residents and non-Florida residents.

County	Awaiting testing	Inconclusive	Negative	Positive	Percent positive	Total tested
Dade	166	433	302,528	44,729	13%	347,690
Broward	44	104	197,948	19,575	9%	217,627
Palm Beach	173	247	140,088	16,149	10%	156,484
Hillsborough	117	92	124,603	13,700	10%	138,395
Orange	123	176	137,095	13,262	9%	150,533
Duval	55	159	107,349	8,614	7%	116,122
Pinellas	45	42	94,060	8,116	8%	102,218
Lee	11	20	55,744	7,215	11%	62,979
Polk	20	27	46,442	4,906	10%	51,375
Collier	106	22	31,687	4,880	13%	36,589
Manatee	2	21	41,281	3,554	8%	44,856
Seminole	20	31	37,219	3,205	8%	40,455
Osceola	58	50	26,502	2,781	9%	29,333
Pasco	36	13	36,033	2,608	7%	38,654
Volusia	8	29	40,613	2,604	6%	43,246
Escambia	2	13	34,142	2,597	7%	36,752
Brevard	3	8	48,541	2,453	5%	51,002
Martin	36	24	15,381	2,251	13%	17,656
St. Lucie	89	11	22,272	2,109	9%	24,392
Sarasota	3	5	37,900	2,059	5%	39,964
Lake	37	21	35,075	1,694	5%	36,790
Leon	10	61	31,085	1,638	5%	32,784
Alachua		12	43,173	1,506	3%	44,691
St. Johns	26	24	21,417	1,259	6%	22,700
Hendry		5	4,462	1,052	19%	5,519
Clay		12	17,761	936	5%	18,709
Indian River	26	3	14,929	897	6%	15,829
Charlotte	6	4	12,349	887	7%	13,240
Okaloosa	2	15	14,320	880	6%	15,215
Marion	323	5	24,535	868	3%	25,408
Santa Rosa	1	3	13,180	815	6%	13,998
Desoto	13	5	4,506	733	14%	5,244
Bay	3	12	8,063	684	8%	8,759
Suwannee		3	3,930	597	13%	4,530
Hernando	2	2	10,555	521	5%	11,078
Putnam	2	1	6,754	516	7%	7,271
Hardee	1	2	2,272	504	18%	2,778
Gadsden	3	11	5,751	446	7%	6,208
Okeechobee			3,530	413	10%	3,943
Sumter	23	7	7,790	408	5%	8,205
Jackson	1	10	5,171	401	7%	5,582
Highlands	6	17	9,433	397	4%	9,847
Hamilton	1	2	2,555	382	13%	2,939
Citrus	2	4	10,236	372	4%	10,612
Flagler	2	5	8,418	369	4%	8,792
Columbia	3	5	6,014	348	5%	6,367
Monroe	43		5,983	337	5%	6,320
Walton		4	3,594	305	8%	3,903

Coronavirus: All persons with tests reported

Data through Jul 3, 2020 verified as of Jul 4, 2020 at 09:25 AM

Data in this report are provisional and subject to change.

The table below includes persons with laboratory results that the Department of Health has received electronically or by mail/fax for Florida residents and non-Florida residents.

County	Awaiting testing	Inconclusive	Negative	Positive	Percent positive	Total tested
Nassau	9	5	7,681	277	3%	7,963
Madison	1	5	1,993	239	11%	2,237
Liberty		2	2,138	238	10%	2,378
Levy		2	3,251	202	6%	3,455
Unknown		13	2,491	201	7%	2,705
Holmes		4	2,410	195	7%	2,609
Glades		1	505	174	26%	680
Washington	3	1	1,784	120	6%	1,905
Gilchrist	1	3	2,301	112	5%	2,416
Baker	1		1,896	98	5%	1,994
Taylor		2	1,440	97	6%	1,539
Bradford	1	2	2,674	94	3%	2,770
Calhoun		2	864	93	10%	959
Wakulla	1	4	2,336	84	3%	2,424
Union	1		2,333	82	3%	2,415
Dixie			1,379	75	5%	1,454
Jefferson		1	1,264	58	4%	1,323
Lafayette		1	543	36	6%	580
Gulf	1		1,653	34	2%	1,687
Franklin			1,240	11	1%	1,251
Total	1,672	1,830	1,956,445	190,052	9%	2,148,327

Coronavirus: testing by laboratory

Data through Jul 3, 2020 verified as of Jul 4, 2020 at 09:25 AM

Data in this report are provisional and subject to change.

The numbers in the table below represent the number for whom test results were received by the Department of Health. A person can be tested by more than one laboratory and can have both positive and negative results. **Therefore, the sum of the numbers in each column will be larger than the total number of people tested.**

Reporting lab	Inconclusive	Negative	Positive	Percent positive	Total
QUEST DIAGNOSTICS - TAMPA	912	395,673	42,168	10%	438,753
LABORATORY CORPORATION OF AMERICA	294	293,645	32,362	10%	326,301
BIO REFERENCE LABORATORIES, INC	851	258,340	32,718	11%	291,909
GENETWORX	654	187,389	10,206	5%	198,249
NORTHWEST LABORATORY	46	95,390	1,515	2%	96,951
ADVENT HEALTH LAB	87	83,584	7,902	9%	91,573
REALTOX LABS LLC	525	78,828	4,182	5%	83,535
MAYO CLINIC LABORATORIES	61	39,205	2,503	6%	41,769
QUEST DIAGNOSTICS NICHOLS INSTITUTE, INC.	92	32,790	2,893	8%	35,775
BIOCOLLECTIONS WORLDWIDE, INC	38	30,345	3,963	12%	34,346
MEDICAL DIAGNOSTIC LABORATORIES	205	30,678	3,109	9%	33,992
BAYCARE LABORATORIES LLC	76	31,561	2,139	6%	33,776
SACRED HEART HOSPITAL LABORATORY	2	29,223	1,879	6%	31,104
UF PATHLABS	33	28,885	639	2%	29,557
TAMPA GENERAL HOSPITAL	4	27,512	1,700	6%	29,216
TESTING MATTERS INC		24,358	2,902	11%	27,260
ORLANDO REG MED CENTER CLINICAL LAB	110	25,704	1,435	5%	27,249
MEMORIAL REGIONAL HOSPITAL SOUTH	14	24,249	2,883	11%	27,146
DIATHERIX LABORATORIES		22,550	1,921	8%	24,471
JACKSON MEMORIAL HOSPITAL CLINICAL LAB	67	20,324	3,385	14%	23,776
BPHL-JACKSONVILLE	7	20,477	3,170	13%	23,654
ARUP LABORATORIES		21,176	919	4%	22,095
VIRACOR-EUROFINS LABORATORIES		15,610	4,400	22%	20,010
BPHL-MIAMI	161	15,852	2,837	15%	18,850
BPHL-TAMPA (SPECTRUM BLVD)	43	15,045	1,948	11%	17,036
SHANDS AT THE UNIVERSITY OF FLORIDA	3	14,409	392	3%	14,804
ST JOSEPHS HOSPITAL SOUTH LABORATORY	30	10,776	1,861	15%	12,667
LAKELAND REGIONAL MEDICAL CENTER	20	10,808	851	7%	11,679
AIT LABORATORIES		10,223	891	8%	11,114
CAPE CORAL HOSPITAL CLINICAL LABORATORY		9,534	1,337	12%	10,871
ST VINCENT'S MEDICAL CENTER - RIVERSIDE	1	9,738	570	6%	10,309
ARNOLD PALMER MEDICAL CENTER CLINICAL LAB	111	8,688	1,396	14%	10,195
BROWARD GENERAL MEDICAL CENTER-CLINICAL LAB	2	8,858	605	6%	9,465
MEMORIAL HOSPITAL- MIRAMAR	7	7,886	1,544	16%	9,437
BAPTIST HOSPITAL OF MIAMI CLINICAL LABORATORY	4	8,093	1,089	12%	9,186
WALGREENS	3	8,100	966	11%	9,069
STATLAB_MOBILE		8,159	566	6%	8,725
CLEVELAND CLINIC HOSPITAL LAB	3	7,659	458	6%	8,120
SHANDS JACKSONVILLE MEDICAL CENTER INC	23	7,777	300	4%	8,100
FLORIDA HOSPITAL - TAMPA	5	7,411	355	5%	7,771
LABCORP BURLINGTON (ELR)	2	7,420	279	4%	7,701
NAPLES COMMUNITY HOSPITAL	9	7,075	601	8%	7,685
DELRAY MEDICAL CENTER	2	6,254	1,395	18%	7,651
BAPTIST MEDICAL CENTER JACKSONVILLE	1	7,181	311	4%	7,493
ADVENTHEALTH DAYTONA BEACH	3	7,063	280	4%	7,346
REAL DIAGNOSTICS	77	6,449	465	7%	6,991
ST JOSEPHS HOSPITAL LABORATORY	6	5,980	488	8%	6,474

Coronavirus: testing by laboratory

Data through Jul 3, 2020 verified as of Jul 4, 2020 at 09:25 AM

Data in this report are provisional and subject to change.

The numbers in the table below represent the number for whom test results were received by the Department of Health. A person can be tested by more than one laboratory and can have both positive and negative results. **Therefore, the sum of the numbers in each column will be larger than the total number of people tested.**

Reporting lab	Inconclusive	Negative	Positive	Percent positive	Total
INTEGRATED REGIONAL LABORATORIES LLP		5,679	556	9%	6,235
FLORIDA HOSPITAL WESLEY CHAPEL	10	5,436	617	10%	6,063
MOUNT SINAI MEDICAL CENTER	2	5,565	388	7%	5,955
JFK MEDICAL CENTER LAB	1	4,936	923	16%	5,860
SARASOTA MEMORIAL HOSPITAL MAIN LAB	12	5,397	343	6%	5,752
MORTON PLANT HOSPITAL-ADLER INSTITUTE	5	5,247	282	5%	5,534
PALMETTO GENERAL HOSPITAL LAB	2	4,631	841	15%	5,474
SOUTH MIAMI HOSPITAL LAB	8	4,752	592	11%	5,352
MEMORIAL REGIONAL HOSPITAL CLINICAL LABORATORY	4	4,984	306	6%	5,294
TALLAHASSEE MEMORIAL HOSPITAL	1	4,785	196	4%	4,982
BAPTIST HOSPITAL OF MIAMI MOLECULAR DIAGNOSTICS	35	4,285	537	11%	4,857
SAINT MARY'S MEDICAL CENTER	2	4,293	462	10%	4,757
INDIAN RIVER MEDICAL CENTER LAB		4,487	151	3%	4,638
CORAL SPRINGS MED CTR		4,100	530	11%	4,630
MEDICAL CENTER OF TRINITY CLINICAL LABORATORY		3,609	973	21%	4,582
LARKIN COMMUNITY HOSPITAL	10	3,876	677	15%	4,563
WELLINGTON REGIONAL MED CTR LAB	2	3,976	470	11%	4,448
NORTH FLORIDA REGIONAL MEDICAL CENTER		4,184	195	4%	4,379
FLORIDA HOSPITAL WATERMAN LABORATORY	8	4,155	157	4%	4,320
OVIEDO MEDICAL CENTER		3,166	1,154	27%	4,320
LEE HEALTH COCONUT POINT CLINICAL LAB		3,213	913	22%	4,126
WEST KENDALL BAPTIST HOSPITAL LABORATORY	2	3,282	551	14%	3,835
MEMORIAL HOSPITAL WEST LABORATORY SERVICES	6	3,371	423	11%	3,800
AEGIS SCIENCES CORPORATION	18	3,572	89	2%	3,679
ECCO LAB GROUP CO	92	2,932	643	18%	3,667
BRANDON REGIONAL HOSPITAL		3,197	461	13%	3,658
HOMESTEAD HOSPITAL CLINICAL LABORATORY		3,113	545	15%	3,658
NICKLAUS CHILDREN'S HOSPITAL	4	3,412	240	7%	3,656
ST ANTHONY'S HOSPITAL LAB	8	3,203	321	9%	3,532
JUPITER MEDICAL CENTER LAB	7	3,074	402	12%	3,483
NEW YORK STATE ELR - SUNRISE MEDICAL LABORATORIES		3,288	77	2%	3,365
ST VINCENTS CLAY COUNTY		3,049	265	8%	3,314
ELABNETWORK		2,841	334	11%	3,175
MEMORIAL HOSPITAL JACKSONVILLE	7	2,650	394	13%	3,051
QUEST DIAGNOSTICS NICHOLS INSTITUTE - SJC (ELR)	4	2,729	308	10%	3,041
LARGO MEDICAL CENTER		2,538	473	16%	3,011
ST LUCIE MEDICAL CENTER		2,371	421	15%	2,792
WINTER HAVEN HOSPITAL CLINICAL LABORATORY	1	2,504	261	9%	2,766
LAWNWOOD REGIONAL MEDICAL CENTER		2,414	288	11%	2,702
MEASE COUNTRYSIDE LAB		2,541	139	5%	2,680
POINCIANA MEDICAL CENTER		1,948	726	27%	2,674
MOFFITT CANCER CENTER	5	2,634	17	1%	2,656
ORANGE PARK MEDICAL CENTER	4	2,225	413	16%	2,642
BAPTIST MEDICAL CENTER SOUTH		2,501	130	5%	2,631

Coronavirus: testing by laboratory

Data through Jul 3, 2020 verified as of Jul 4, 2020 at 09:25 AM

Data in this report are provisional and subject to change.

The numbers in the table below represent the number for whom test results were received by the Department of Health. A person can be tested by more than one laboratory and can have both positive and negative results. **Therefore, the sum of the numbers in each column will be larger than the total number of people tested.**

Reporting lab	Inconclusive	Negative	Positive	Percent positive	Total
MARTIN HOSPITAL SOUTH LAB		2,504	90	3%	2,594
GOOD SAMARITAN MEDICAL CENTER LAB	1	2,282	298	12%	2,581
MANATEE MEMORIAL HOSPITAL		2,360	186	7%	2,546
FLORIDA HOSPITAL HEARTLAND MED CTR CLINICAL LAB	1	2,355	101	4%	2,457
CLEVELAND CLINIC MARTIN SOUTH HOSPITAL		2,288	148	6%	2,436
GULF COAST MEDICAL CENTER MICROLAB		1,936	461	19%	2,397
NCH NORTH NAPLES HOSPITAL LAB		2,155	235	10%	2,390
HALIFAX MEDICAL CENTER LAB	3	2,112	247	10%	2,362
WESTSIDE REGIONAL MED CTR	1	2,046	256	11%	2,303
OSCEOLA REGIONAL MEDICAL CENTER	1	2,152	112	5%	2,265
Lee Memorial Hospital		1,940	303	14%	2,243
AVENTURA HOSPITAL LAB		1,746	464	21%	2,210
WEST BOCA MEDICAL CENTER LAB		2,030	147	7%	2,177
BROWARD HEALTH NORTH CLINICAL LABORATORY		1,975	192	9%	2,167
CORAL GABLES HOSPITAL CLINICAL LABORATORY		1,800	359	17%	2,159
PALM BEACH GARDENS MEDICAL CTR LAB		1,983	148	7%	2,131
MARTIN MEMORIAL HEALTH SYSTEM LABORATORY		1,937	162	8%	2,099
HEALTH PARK MEDICAL CENTER CLINICAL LAB		1,748	345	16%	2,093
DOCTORS HOSPITAL	2	1,806	275	13%	2,083
BAPTIST HOSPITAL LABORATORY	4	1,868	200	10%	2,072
NORTH SHORE MEDICAL CENTER		1,659	407	20%	2,066
LAKEWOOD RANCH MEDICAL CENTER		1,851	204	10%	2,055
MERCY HOSPITAL A CAMPUS OF PLANTATION GEN HOSP LAB		1,733	312	15%	2,045
BIO COLLECTIONS INC	2	1,632	372	19%	2,006
FLORIDA HOSPITAL ZEPHYRHILLS		1,890	59	3%	1,949
PALMS WEST HOSPITAL LAB		1,595	333	17%	1,928
NORTHWEST MEDICAL CENTER		1,630	276	14%	1,906
BETHESDA HOSPITAL EAST		1,720	156	8%	1,876
NEMOURS CHILDRENS HOSPITAL		1,819	32	2%	1,851
QUEST DIAGNOSTICS NICHOLS	8	1,540	283	15%	1,831
WEST MARION COMMUNITY HOSPITAL LAB		1,546	281	15%	1,827
FLORIDA HOSPITAL FLAGLER	2	1,737	75	4%	1,814
CARDIOTROPIC LABS		1,443	303	17%	1,746
OAK HILL HOSPITAL		1,644	58	3%	1,702
ST JOSEPHS NORTH HOSPITAL LAB		1,553	148	9%	1,701
FLORIDA MEDICAL CENTER - A CAMPUS OF NORTH SHORE	2	1,490	190	11%	1,682
Capital Regional Medical Ctr		1,356	236	15%	1,592
FLORIDA HOSPITAL DELAND		1,371	197	13%	1,568
IMPERIAL POINT MEDICAL CENTER		1,461	95	6%	1,556
OPTEO LABORATORY		1,500	24	2%	1,524
QUEST DIAGNOSTICS	2	1,304	210	14%	1,516
BLAKE MEDICAL CENTER		1,333	179	12%	1,512
WESTCHESTER HOSPITAL	10	1,298	201	13%	1,509
MORTON PLANT-MEASE		1,441	66	4%	1,507
REGIONAL MEDICAL CENTER BAYONET POINT	1	1,399	78	5%	1,478

Coronavirus: testing by laboratory

Data through Jul 3, 2020 verified as of Jul 4, 2020 at 09:25 AM

Data in this report are provisional and subject to change.

The numbers in the table below represent the number for whom test results were received by the Department of Health. A person can be tested by more than one laboratory and can have both positive and negative results. **Therefore, the sum of the numbers in each column will be larger than the total number of people tested.**

Reporting lab	Inconclusive	Negative	Positive	Percent positive	Total
FLORIDA HOSPITAL OF CARROLLWOOD		1,345	113	8%	1,458
HIGHLANDS REGIONAL MEDICAL CENTER		1,175	282	19%	1,457
DR. P. PHILLIPS HOSPITAL		1,441	8	1%	1,449
NORTHSIDE HOSPITAL AND HEART INSTITUTE		1,219	212	15%	1,431
OCALA REGIONAL MEDICAL CENTER		1,354	62	4%	1,416
WEST FLORIDA HOSPITAL LAB		1,253	125	9%	1,378
LAKE CITY MEDICAL CENTER		1,086	285	21%	1,371
BAPTIST MEDICAL CENTER - BEACHES		1,322	37	3%	1,359
ST PETERSBURG GENERAL HOSPITAL		1,019	326	24%	1,345
SOUTH LAKE HOSPITAL CLINICAL LAB		1,326	14	1%	1,340
PLANTATION GENERAL HOSPITAL		1,083	207	16%	1,290
LEESBURG REGIONAL MEDICAL CENTER		1,178	97	8%	1,275
MEMORIAL HOSPITAL PEMBROKE	2	1,127	143	11%	1,272
HIALEAH HOSPITAL	3	910	310	25%	1,223
SOUTH FLORIDA BAPTIST HOSPITAL MICRO		1,087	117	10%	1,204
CLINICORE LABS		1,112	88	7%	1,200
FLORIDA HOSPITAL NORTH PINELLAS	5	1,115	51	4%	1,171
ST VINCENT'S MEDICAL CENTER - SOUTHSIDE		1,149	20	2%	1,169
BAPTIST MEDICAL CENTER - NASSAU		1,135	23	2%	1,158
GULF COAST MEDICAL CENTER LAB		1,064	91	8%	1,155
CENTRAL FLORIDA REGIONAL HOSPITAL		1,045	107	9%	1,152
UNIVERSITY OF MIAMI HOSPITAL	5	767	376	33%	1,148
PHYSICIANS REGIONAL MEDICAL CENTER - PINE RIDGE RD		941	176	16%	1,117
VISTA CLINICAL		737	375	34%	1,112
WEST PALM HOSPITAL LAB		968	117	11%	1,085
CITRUS MEMORIAL HOSPITAL LABORATORY		1,059	19	2%	1,078
BAYFRONT MEDICAL CENTER		813	231	22%	1,044
SACRED HEART-EMERALD COAST		830	203	20%	1,033
SOUTH SEMINOLE HOSPITAL LABORATORY		1,003	16	2%	1,019
DOCTORS HOSPITAL OF SARASOTA CLINICAL LABORATORY		920	82	8%	1,002
CLEVELAND CLINIC TRADITION HOSPITAL		875	124	12%	999
MILLENNIUM PHYSICIAN GROUP		821	171	17%	992
LMHS		901	75	8%	976
UNIVERSITY HOSPITAL AND MEDICAL CENTER		790	139	15%	929
FORT WALTON BEACH MEDICAL CENTER		823	93	10%	916
ORLANDO VA MEDICAL CENTER		836	61	7%	897
PHYSICIANS REGIONAL MEDICAL CENTER - COLLIER BLVD	1	740	149	17%	890
BETHESDA HOSPITAL WEST		826	58	7%	884
MEASE DUNEDIN HOSPITAL		823	40	5%	863
NCH NORTHEAST		708	141	17%	849
MEMORIAL HOSPITAL MICRO		787	57	7%	844
LOWER KEYS MEDICAL CENTER		808	29	3%	837
VIKOR SCIENTIFIC	2	592	239	29%	833
QUEST DIAGNOSTICS - MIRAMAR	6	274	552	66%	832
BAPTIST EMERGENCY CENTER OAKLEAF		660	150	19%	810
APPLIED INGENUITY DIAGNOSTICS LLC		785	18	2%	803
BAPTIST HEALTH EMERGENCY CENTER COUNTRY WALK		677	124	15%	801

Coronavirus: testing by laboratory

Data through Jul 3, 2020 verified as of Jul 4, 2020 at 09:25 AM

Data in this report are provisional and subject to change.

The numbers in the table below represent the number for whom test results were received by the Department of Health. A person can be tested by more than one laboratory and can have both positive and negative results. **Therefore, the sum of the numbers in each column will be larger than the total number of people tested.**

Reporting lab	Inconclusive	Negative	Positive	Percent positive	Total
BAPTIST NORTH EMERGENCY CENTER		663	135	17%	798
SOUTH BAY HOSPITAL MICRO		674	83	11%	757
FLORIDA HOSPITAL FISH MEMORIAL		672	75	10%	747
FLORIDA HOSPITAL ORLANDO		745	1	0%	746
QUEST DIAGNOSTICS - IRVING	6	564	169	23%	739
THE VILLAGES REGIONAL HOSPITAL		694	29	4%	723
ADVENTHEALTH OCALA LABORATORY		684	27	4%	711
BARTOW REGIONAL MEDICAL CENTER		626	78	11%	704
PALMS OF PASADENA HOSPITAL		608	75	11%	683
BMCT Molecular Diagnostics Subsection		539	134	20%	673
QUEST DIAGNOSTICS INFECTIOUS DISEASE INC		268	379	59%	647
PUTNAM COMMUNITY MEDICAL CENTER		581	32	5%	613
TWIN CITIES HOSPITAL		586	24	4%	610
VISTA CLINICAL DIAGNOSTICS		352	242	41%	594
CAPSTONE HEALTHCARE		399	187	32%	586
MEDCOMP SCIENCES LLC	14	384	186	32%	584
AVENTUS BIOLABS	1	378	201	35%	580
SYNERGY LABORATORIES	1	540	23	4%	564
LAKESIDE MEDICAL CENTER		356	206	37%	562
GULF BREEZE HOSPITAL LAB	1	499	39	7%	539
ORLANDO HEALTH		10	507	98%	517
EGLIN AIRFORCE BASE LAB		477	38	7%	515
QUEST NEW ENGLAND	3	482	29	6%	514
RAULERSON HOSPITAL		440	58	12%	498
ENGLEWOOD COMMUNITY HOSPITAL		479	18	4%	497
MARTIN MEMORIAL HEALTH SYSTEMS LABORATORY		447	40	8%	487
MAKO MEDICAL LABORATORIES	8	201	254	55%	463
ARUP		433	12	3%	445
NCH HEALTHCARE BONITA		371	69	16%	440
PATIENTS CHOICE LABORATORIES		174	211	55%	385
LEE MEMORIAL HOSPITAL LAB			380	100%	380
QUEST	1	82	295	78%	378
VAMC ORLANDO		296	81	21%	377
QUEST DIAGNOSTICS NICHOLS INSTITUTE	5	349	15	4%	369
ACCESS MEDICAL LABORATORIES		94	262	74%	356
LAB24 INC			348	100%	348
ACCESSDX	2	184	159	46%	345
QUEST DIAGNOSTICS - ATLANTA		291	40	12%	331
AMERICAN HEALTH ASSOCIATES	3	90	236	72%	329
BROWARD HEALTH		320			320
BAPTIST EMERGENCY CENTER CLAY		300	17	5%	317
MARINERS HOSPITAL		285	31	10%	316
QUEST DIAGNOSTICS - WEST HILLS		299	14	4%	313
AVERO DIAGNOSTICS - IRVING		285	27	9%	312
QUEST DIAGNOSTICS WOOD DALE		289	22	7%	311
DAVITA LABS		282	26	8%	308
APPLIED INGENUITY DIAGNOSTICS		272	24	8%	296

Coronavirus: testing by laboratory

Data through Jul 3, 2020 verified as of Jul 4, 2020 at 09:25 AM

Data in this report are provisional and subject to change.

The numbers in the table below represent the number for whom test results were received by the Department of Health. A person can be tested by more than one laboratory and can have both positive and negative results. **Therefore, the sum of the numbers in each column will be larger than the total number of people tested.**

Reporting lab	Inconclusive	Negative	Positive	Percent positive	Total
CLARITY LABS		239	48	17%	287
PANCARE OF FLORIDA, INC			283	100%	283
SOUTHEAST ALABAMA MEDICAL CENT		269	12	4%	281
JACKSON HOSPITAL LAB		249	22	8%	271
QUEST DIAGNOSTICS LENEXA	1	246	19	7%	266
LABCORP RTP	1	38	225	85%	264
DYNIX DIAGNOSTICS		184	68	27%	252
HEALTHQUEST ESOTERICS		63	176	74%	239
ECCOLAB GROUP		70	169	71%	239
PATIENTS FIRST - MAHAN DRIVE		139	98	41%	237
NCH HEALTHCARE SYSTEM MICROBIOLOGY LAB			235	100%	235
BARDMOOR LABORATORY		206	26	11%	232
TAMPA COMMUNITY HOSPITAL		161	69	30%	230
MEMORIAL PEMBROKE 24/7 CARE CENTER		185	39	17%	224
MAKO GENOMICS		215	8	4%	223
PHYSICIANS STAT LAB		132	87	40%	219
NEW YORK STATE ELR - LENCO MEDICAL LABORATORY		197	11	5%	208
PWN HEALTH		72	125	63%	197
GENESIS REFERENCE LABORATORIES		1	195	99%	196
CORE DIAGNOSTIC LABORATORIES LLC		173	23	12%	196
BIOREFERENCE LABORATORIES		16	177	92%	193
CLEVELAND CLINIC		187	6	3%	193
FLORIDA_HOSPITAL (DON'T USE)			189	100%	189
MEDSCAN LABORATORY INC		136	52	28%	188
JACKSON HOSPITAL CLINICAL LABORATORY		171	13	7%	184
UAB HIGHLANDS LABORATORY		183			183
LUMINUS DIAGNOSTICS		139	38	21%	177
THERADOC		143	25	15%	168
NCF DIAGNOSTICS & DNA TECHNOLOGIES	8	14	139	86%	161
FLO-MEDILAB SERVICES		54	103	66%	157
ST CLOUD REGIONAL MEDICAL CENTER		125	30	19%	155
MILLENNIUM PATHOLOGY			153	100%	153
LABCORP		18	133	88%	151
HENDRY REGIONAL MEDICAL CENTER		2	149	99%	151
NEW YORK STATE ELR - DEPARTMENT OF CLINICAL LABS		145	4	3%	149
LAB CORP		53	94	64%	147
GENESIS MEDICAL LABORATORY MIAMI FL.		78	68	47%	146
ASSOCIATED CLINICAL LABORATORIES		115	30	21%	145
ACUTIS DIAGNOSTICS		140	4	3%	144
MEMPHIS PATHOLOGY LABORATORY		131	4	3%	135
ORLANDO VAMC		79	54	41%	133
BAPTIST MD ANDERSON CANCER CENTER		131			131
TENNESSEE DOH - NASHVILLE	1	116	13	10%	130
NEW YORK STATE ELR - NORTH SHORE LONG ISLAND JEWISH HEALTH		116	13	10%	129
INFORM DIAGNOSTICS		127	1	1%	128
SANFORD REFERENCE LAB		123			123
BMHSI-AEL MICROBIOLOGY LABORATORY	2	102	18	15%	122

Coronavirus: testing by laboratory

Data through Jul 3, 2020 verified as of Jul 4, 2020 at 09:25 AM

Data in this report are provisional and subject to change.

The numbers in the table below represent the number for whom test results were received by the Department of Health. A person can be tested by more than one laboratory and can have both positive and negative results. **Therefore, the sum of the numbers in each column will be larger than the total number of people tested.**

Reporting lab	Inconclusive	Negative	Positive	Percent positive	Total
PATHGROUP LABS LLC		85	36	30%	121
CAREMOUNT MEDICAL - PATHOLOGY		111	3	3%	114
ALLIED HEALTH FORT PIERCE		112			112
PATIENT'S FIRST		1	111	99%	112
LABCORP TAMPA		15	96	86%	111
QUALITOX LABORATORIES		93	17	15%	110
INTEGRATED REGIONAL LABORATORIES		99	10	9%	109
ASAP LAB LLC		90	17	16%	107
NEW YORK STATE ELR - NYU HOSPITALS CENTER CLINICAL LABORATORIES		103	4	4%	107
LEHIGH REGIONAL MEDICAL CENTER LAB		93	12	11%	105
UAB UNIVERSITY OF ALABAMA HOSPITAL LAB		101	3	3%	104
PATHNOSTICS		21	77	79%	98
LABTECH DIAGNOSTIC		83	13	14%	96
UHEALTH CORAL GABLES/LENNAR MED CTR		87	7	7%	94
NEW YORK STATE ELR - EMPIRECITY LABORATORIES		90	4	4%	94
NEO GENOMICS - FORT MYERS		93	1	1%	94
ORLANDO VETERANS AFFAIRS MEDICAL CENTER		32	62	66%	94
DIAGNOSTIC SOLUTIONS		3	90	97%	93
PALM BEACH COUNTY HEALTH DEPT LAB		91	1	1%	92
IRL MARKET LAB		60	31	34%	91
FLAGLER HOSPITAL	3	15	73	80%	91
UNKNOWN		7	82	92%	89
ASCEND CLINICAL		85	3	3%	88
JAY HOSPITAL CLINICAL LABORATORY		81	7	8%	88
ROSEN MEDICAL CENTER		83	4	5%	87
SMA SPECIALITY MEDICAL LAB		43	42	49%	85
BOSTON HEART DIAGNOSTICS CORP		81	3	4%	84
BUREAU OF CLINICAL LABORATORIES		70	14	17%	84
SUNRISE MEDICAL LABORATORIES		58	25	30%	83
RCA LABORATORY SERVICES, LLC		50	33	40%	83
NEW YORK STATE ELR - NEW YORK PRESBYTERIAN HOSPITAL CUMC CLINICAL		70	11	14%	81
VAMC WEST PALM LAB			81	100%	81
HOLY CROSS HOSPITAL LABORATORY			80	100%	80
JAMES A. HALEY VETERANS MICRO LAB			80	100%	80
SPARROW HEALTHCARE		1	78	99%	79
GENETWORKX		15	64	81%	79
BAY PINES VAMC CLINICAL LABORATORY		1	78	99%	79
BIOCERNA LLC	2	58	15	20%	75
MICROGEN DX		1	73	99%	74
FLORIDA HOSPITAL WAUCHULA		38	34	47%	72
MILLENNIUM PATHOLOGY/MICROBIOLOGY LABORATORY			72	100%	72
USAFSAM/PHE		23	47	67%	70
VETERANS AFFAIRS MEDICAL CENTER LAB			69	100%	69
Highlands Regional Hospital		63	5	7%	68
STEWART REFERENCE LABORATORY			67	100%	67
CENTRAL FLORIDA HEALTH CARE		46	21	31%	67
ADVENT HEALTH DAYTONA		1	62	98%	63

Coronavirus: testing by laboratory

Data through Jul 3, 2020 verified as of Jul 4, 2020 at 09:25 AM

Data in this report are provisional and subject to change.

The numbers in the table below represent the number for whom test results were received by the Department of Health. A person can be tested by more than one laboratory and can have both positive and negative results. **Therefore, the sum of the numbers in each column will be larger than the total number of people tested.**

Reporting lab	Inconclusive	Negative	Positive	Percent positive	Total
DAVITA LABORATORY SERVICES		48	14	23%	62
AVECINA MEDICAL OAKLEAF			61	100%	61
NEW YORK STATE ELR - NEW YORK HOSPITAL LABORATORIES		56	4	7%	60
FLORIDA COMMUNITY HEALTH CENTERS INC			59	100%	59
MARTIN MEMORIAL LABORATORY AT ST LUCIE WEST		54	4	7%	58
ADVANCE MEDICAL OF NAPLES			57	100%	57
NEW YORK STATE ELR - MOUNT SINAI LABORATORY		52	5	9%	57
HOLY CROSS HOSPITAL		1	55	98%	56
MEDICAL DIAGNOSTICS LABORATORIES,INC		15	40	73%	55
GESSLER CLINIC			53	100%	53
ST JUDE CHILDREN'S RESEARCH HOSPITAL		49	3	6%	52
VAMC LAKE CITY		51	1	2%	52
FLORIDA HOSPITAL HEARTLAND MED CTR LAKE PLACID		42	9	18%	51
HOLMES REGIONAL MEDICAL CENTER		3	47	94%	50
BROWARD HEALTH MEDICAL CENTER		1	49	98%	50
P4 DIAGNOSTIX LABORATORY NETWORK		1	48	98%	49
GENE BY GENE			49	100%	49
SARASOTA CO. HEALTH DEPT # 58		37	11	23%	48
MARTIN MEMORIAL MEDICAL CENTER LAB		10	38	79%	48
VAMC BAY PINES		1	46	98%	47
CENTRA CARE			47	100%	47
EXPRESS GENE MOLECULAR DIAGNOSTIC LABORATORY			47	100%	47
H LEE MOFFITT CANCER CENTER MICRO		46			46
FULGENT DIAGNOSTICS	3	36	6	13%	45
BIOREFERENCE LABORATORY		1	44	98%	45
AVERO DIAGNOSTICS		39	5	11%	44
UR MEDICINE LABS- CENTRAL LABORATORY		42			42
HURLBURT FIELD CLINIC		23	18	44%	41
BAPTIST HEALTH SOUTH FLORIDA		3	37	93%	40
BAYCARE LAB		1	39	98%	40
MILLENNIUM LAB SERVICES			40	100%	40
FINLAY CLINICAL LABORATORY		24	14	37%	38
FISHERMENS HOSPITAL CLINICAL LAB		37	1	3%	38
LABCORP BURLINGTON (LPP)		9	29	76%	38
NAVY HOSPITAL			38	100%	38
UNITED CLINICAL LABORATORY LLC			38	100%	38
QUEST TAMPA (NEW YORK ELR)		29	7	19%	36
P4 CLINICAL, LLC			36	100%	36
ORLANDO VA PALMS		2	34	94%	36
ST. CLOUD MEDICAL GROUP		35			35
NEW YORK STATE ELR - WADSWORTH HEALTH CENTER		32	3	9%	35
IRL		4	31	89%	35
Assurance Scientific Laboratories		26	8	24%	34
MILLENNIUM PHYSICIANS GROUP			34	100%	34
FLORIDA LABORATORY ANALYSIS		26	8	24%	34
VHA PUBLIC HEALTH REFERENCE LABORATORY- PALO ALTO		27	7	21%	34
NIGHT LITE PEDIATRICS		10	23	70%	33

Coronavirus: testing by laboratory

Data through Jul 3, 2020 verified as of Jul 4, 2020 at 09:25 AM

Data in this report are provisional and subject to change.

The numbers in the table below represent the number for whom test results were received by the Department of Health. A person can be tested by more than one laboratory and can have both positive and negative results. **Therefore, the sum of the numbers in each column will be larger than the total number of people tested.**

Reporting lab	Inconclusive	Negative	Positive	Percent positive	Total
FLORIDA HOSPITAL NEW SMYRNA		4	28	88%	32
QUEST DIAGNOSTICS-VERO BEACH-37TH ST		31			31
SACRED HEART HOSPITAL ON THE GULF		24	7	23%	31
BioReference Laboratories, Inc		21	10	32%	31
MORTON PLANT HOSPITAL			31	100%	31
CLINICAL REFERENCE LABORATORY		27	4	13%	31
CENTRACARE		1	29	97%	30
PROVIDENCE HOSPITAL LABORATORY		30			30
STATEN ISLAND UNIVERSITY HOSPITAL-POUCH		27	2	7%	29
NORTH FLORIDA PEDIATRICS-TALLAHASSEE		25	4	14%	29
EAST MANATEE FAMILY	1		28	97%	29
DESOTO MEMORIAL HOSPITAL LAB			28	100%	28
NEW YORK STATE ELR - ENZO CLINICAL LABS INC		27	1	4%	28
C.W. BILL YOUNG VA MEDICAL CENTER		3	25	89%	28
LAB CORP TAMPA			28	100%	28
HOSPITAL FOR SPECIAL SURGERY		26	1	4%	27
FINLAY CLINICAL LABORATORY INC		26	1	4%	27
TRADITION MEDICAL CENTER LABORATORY		7	20	74%	27
SOUTH LAKE HOSPITAL		1	26	96%	27
MORTON PLANT HOSPITAL/LAB		1	25	96%	26
CDC		17	9	35%	26
SUNCOAST LABS			25	100%	25
TAMPA GENERAL HOSPITAL CLINICAL LAB			25	100%	25
SOLARIS DIAGNOSTICS		1	24	96%	25
P4CLINICAL	3	1	21	84%	25
HEALTH FIRST-HOLMES REGIONAL			24	100%	24
QUEST DIAGNOSTIC INC		2	22	92%	24
LABORATORY DYNAMICS		20	3	13%	23
LABORATORY CORP OF AMERICA	1	4	18	78%	23
DYNAMIC MEDICAL USA			23	100%	23
ORLANDO REGIONAL MEDICAL CENTER		1	22	96%	23
CAPITAL REGIONAL MEDICAL CENTER		1	21	95%	22
ALL CHILDREN'S HOSPITAL LAB		1	21	95%	22
ST JOSEPHS CHILDRENS OUTREACH			22	100%	22
UNKNOWN - BAD FACILITY CODE		2	20	91%	22
ST. ANTHONY'S HOSPITAL			22	100%	22
LAB CORP RTP	1	2	19	86%	22
UNIVERSITY OF MIAMI HOSPITAL & CLINICS		19	3	14%	22
PENNSYLVANIA DEPT OF HEALTH		19	3	14%	22
HUNTSVILLE HOSPITAL LABORATORY		18	3	14%	21
MAVERICK LABS			21	100%	21
LABFIRST - DEPARTMENT OF PATHOLOGY		21			21
MEDARBOR DIAGNOSTICS		1	20	95%	21
JACKSON MEMORIAL HOSPITAL			21	100%	21
QUEST DIAGNOSTICS NICHOLS INSTITUTE- LPP		3	17	85%	20
INTEGRITY LABORATORIES			20	100%	20
ST. CLOUD HOSPITAL		20			20

Coronavirus: testing by laboratory

Data through Jul 3, 2020 verified as of Jul 4, 2020 at 09:25 AM

Data in this report are provisional and subject to change.

The numbers in the table below represent the number for whom test results were received by the Department of Health. A person can be tested by more than one laboratory and can have both positive and negative results. **Therefore, the sum of the numbers in each column will be larger than the total number of people tested.**

Reporting lab	Inconclusive	Negative	Positive	Percent positive	Total
BAYCARE HEALTH SYSTEM		1	19	95%	20
BROWARD HEALTH CORAL SPRINGS EPIDEMIOLOGY DEPT			20	100%	20
NEW YORK STATE ELR - NEWYORK-PRESBYTERIAN/QUEENS DIAGNOSTIC		19			19
INTEGRATED REGIONAL LABORATORIES - LARGO			19	100%	19
ST. MARY'S MEDICAL CENTER LAB			19	100%	19
MIAMI BEACH COMMUNITY HEALTH CENTER			19	100%	19
ST VINCENT'S BIRMINGHAM LABORATORY		19			19
EGLIN REGIONAL MEDICAL CENTER		4	15	79%	19
STONE WASH CLINICAL LABORATORIES		2	16	89%	18
MED HEALTH SERVICES		18			18
FLORIDA CLINICAL LABORATORY-BIOREFERENCE LABORATORIES		2	16	89%	18
NONA SCIENTIFIC			18	100%	18
SUNPATH MEDICAL DIAGNOSTICS LABORATORY			18	100%	18
QUEST DIAGNOSTICS INC.			18	100%	18
CLEVELAND CLINIC FOUNDATION		9	8	47%	17
WATSON CLINIC LLP SOUTH			17	100%	17
FAWCETT MEMORIAL HOSPITAL-LAB		1	16	94%	17
KENDALL REGIONAL MEDICAL CENTER LAB			17	100%	17
NEW YORK STATE ELR - MONTEFIORE MEDICAL CENTER LABORATORIES - MOSES		12	5	29%	17
MACDILL AIRFORCE BASE MICRO		14	3	18%	17
SMA MEDICAL LABORATORY		8	9	53%	17
CHILDREN'S HOSPITAL OF ALABAMA		16			16
VA		15	1	6%	16
MIAMI VA HEALTHCARE SYSTEM			16	100%	16
TOM LEE COMMUNITY HEALTH CENTER			16	100%	16
POPLAR HEALTHCARE PLLC	1	10	5	31%	16
PALO ALTO VA MEDICAL CENTER		1	14	93%	15
QUESTDIAGNOSTICS INCORPORATED		1	14	93%	15
NEW PLANT CITY FAMILY CARE			15	100%	15
TGH		1	14	93%	15
DIATHERIX		13	2	13%	15
PATRICK AIR FORCE BASE		1	13	93%	14
IPSUM DIAGNOSTICS			14	100%	14
MOBILE INFIRMARY MED CENTER PATH LAB		12	2	14%	14
PHYSICIANS REGIONAL HEALTHCARE SYSTEM			14	100%	14
PACIFIC ANALYTICS			14	100%	14
LABORATORY SPECIALISTS OF MICHIGAN			14	100%	14
QDX PATHOLOGY SERVICES		10	3	23%	13
XERA MED RESEARCH			13	100%	13
UNITED CLINICAL LABS			13	100%	13
TIDE LABORATORIES		3	10	77%	13
LABCORP BIRMINGHAM		4	9	69%	13
NEW YORK STATE ELR - STONY BROOK UNIVERSITY MEDICAL CENTER		10	3	23%	13
ARTHREX MEDICAL CENTER			13	100%	13
GRAVITY DIAGNOSTICS		9	4	31%	13
VA MEDICAL CENTER		5	8	62%	13
FLORIDA DEPARTMENT OF HEALTH		9	4	31%	13

Coronavirus: testing by laboratory

Data through Jul 3, 2020 verified as of Jul 4, 2020 at 09:25 AM

Data in this report are provisional and subject to change.

The numbers in the table below represent the number for whom test results were received by the Department of Health. A person can be tested by more than one laboratory and can have both positive and negative results. **Therefore, the sum of the numbers in each column will be larger than the total number of people tested.**

Reporting lab	Inconclusive	Negative	Positive	Percent positive	Total
GENPATH			13	100%	13
ADVENT HEALTH FISH MEMORIAL		2	11	85%	13
QUEST DIAGNOSTICS INCORPORATED			13	100%	13
QUEST DIAGNOSTICS NICHOLS INSTITUTE - SJC (LPP)		9	4	31%	13
NITE LITE PEDIATRICS			13	100%	13
PARRISH MEDICAL CENTER		1	11	92%	12
NAVAL HOSPITAL - JACKSONVILLE		1	11	92%	12
PROTEUS MOLECULAR AND CLINICAL LAB		8	4	33%	12
ST. JOSEPHS HOSPITAL			12	100%	12
NEW YORK STATE ELR - KALEIDA HEALTH CENTER FOR LABORATORY		9	3	25%	12
CORE DIAGNOSTIC LABORATORIES			12	100%	12
Quest Diag Unspecifd		4	8	67%	12
ADVANCED URGENT CARE		10	2	17%	12
NEW YORK STATE ELR - WHITE PLAINS HOSPITAL CENTER LAB		12			12
NXGEN MDX		11	1	8%	12
MEDCOMP SCIENCES			12	100%	12
NEW YORK STATE ELR - BROOKDALE UNIVERSITY HOSPITAL		12			12
BROWARD DIALYSIS			12	100%	12
BIO-REFERENCE LABORATORIES			12	100%	12
WHITE WILSON MEDICAL CENTER CLINIC			12	100%	12
MEDICAL DIAGNOSTIC LAB		1	11	92%	12
NEW YORK STATE ELR - LENOX HILL HOSPITAL		10	1	9%	11
AMERICAN ESOTERIC LABORATORIES			11	100%	11
BAY MEDICAL CENTER SACRED HEART HEALTH SYSTEM			11	100%	11
AVECINA MEDICAL SOUTHSIDE			11	100%	11
FLORIDA DEPT OF HEALTH		4	7	64%	11
OUT OF STATE		11			11
INDIAN RIVER MEDICAL CENTER		11			11
LAB INTERMARKET FACILITY LAB			11	100%	11
BROWARD HEALTH CARE			10	100%	10
UNIVERSITY HEALTH SYSTEM INC		10			10
DEPARTMENT OF VETERANS AFFAIRS JAMES A. HALEY VETERANS HOSPITAL			10	100%	10
MED ARBOR			10	100%	10
PARKWEST MEDICAL CENTER		9	1	10%	10
LAKE BALDWIN CBOC		9	1	10%	10
DOH			10	100%	10
ESCAMBIA COMMUNITY CLINIC			10	100%	10
NEW YORK STATE ELR - CATHOLIC HEALTH SYSTEM DEPT LABORATORY		10			10
AVECINA MEDICAL JULINGTON			10	100%	10
NEW JERSEY DEPARTMENT OF HEALTH COMMUNICABLE DISEASE SERVICE		3	7	70%	10
MADISON CORE LABORATORIES		9	1	10%	10
SUNQUEST		2	8	80%	10
ST FRANCIS HOSPITAL		6	3	33%	9
MICHIGAN DEPARTMENT OF HEALTH AND HUMAN SERVICES			9	100%	9
CAPE CANAVERAL HOSPITAL			9	100%	9
CITRUS MEMORIAL HEALTH SYSTEM LAB		1	8	89%	9
JACKSON HEALTH SYSTEM			9	100%	9

Coronavirus: testing by laboratory

Data through Jul 3, 2020 verified as of Jul 4, 2020 at 09:25 AM

Data in this report are provisional and subject to change.

The numbers in the table below represent the number for whom test results were received by the Department of Health. A person can be tested by more than one laboratory and can have both positive and negative results. **Therefore, the sum of the numbers in each column will be larger than the total number of people tested.**

Reporting lab	Inconclusive	Negative	Positive	Percent positive	Total
ST. JOSEPH HOSPITAL LAB			9	100%	9
CORE LABORATORY		1	8	89%	9
SHORELINE PHYSICIAN GROUP			9	100%	9
HEALTH CENTRAL HOSPITAL			9	100%	9
UVMMC MICROBIOLOGY		9			9
ALL CHILDREN'S HOSPITAL/LAB			9	100%	9
NEW YORK STATE ELR - QUEST DIAGNOSTICS INCORPORATED		6	3	33%	9
NEW YORK STATE ELR - WILSON MEMORIAL REGIONAL MEDICAL CENTER		9			9
VAMC GAINESVILLE		2	7	78%	9
LABCORP - MIAMI		4	5	56%	9
DOCTORS MEMORIAL HOSPITAL		6	3	33%	9
CLARITY LAB SOLUTIONS		3	6	67%	9
PARK WEST MEDICAL CENTER		9			9
AMERICAN PATHOLOGY PARTNERS		7	1	13%	8
LABCORP - CLEARWATER		3	5	63%	8
MIAMI VAMC			8	100%	8
VENICE REGIONAL MEDICAL CENTER			8	100%	8
ST JOSEPH'S HEALTHLINE		1	7	88%	8
THE COMMONWEALTH OF MASSACHUSETTS			8	100%	8
EXPERTUS LABORATORIES INC		8			8
SEVEN RIVERS REGIONAL MEDICAL CENTER			8	100%	8
ST MARY'S MEDICAL CENTER		1	7	88%	8
BAYFRONT		8			8
GENEUS DIAGNOSTICS			8	100%	8
ST JOSEPHS HOSPITAL			8	100%	8
BAYCARE OUTREACH LABORATORY SERVICES		1	7	88%	8
LAB PLUS, LLC AT SAINT THOMAS WEST HOSPITAL		6	2	25%	8
JACKSON NORTH MEDICAL CENTER		1	7	88%	8
MOFFITT CANCER CENTER		6	2	25%	8
CONSOLIDATED LAB SERVICES		8			8
FLORIDA COMMUNITY HEALTH CENTER OF ST. LUCIE			8	100%	8
NEW YORK STATE ELR - UNIVERSITY HOSPITAL, STONY BROOK SOUTHAMPTON		7			7
NO NAME		5	2	29%	7
NONE			7	100%	7
WATSON CLINIC LLP MAIN			7	100%	7
MACDILL AFB HOSPITAL		1	6	86%	7
NORTH CAROLINA DEPARTMENT OF HEALTH & HUMAN SERVICES			7	100%	7
MOLECULAR TESTING LABS			7	100%	7
PALM BAY HOSPITAL		1	6	86%	7
BIO REFERENCE LABORATORIES		2	5	71%	7
MAYO CLINIC DEPT OF LAB MED PATHOLOGY			7	100%	7
VIERA HOSPITAL			7	100%	7
NEW YORK STATE ELR - ROCHESTER GENERAL HOSPITAL LABORATORY		6	1	14%	7
USA HEALTH UNIVERSITY HOSPITAL CLINICAL LABORATORY		7			7
QUEST INFECTIOUS DISEASE		3	4	57%	7
DEVANSH LAB WERKS INC		5	2	29%	7
EAST ALABAMA MEDICAL CENTER LABORATORY		6	1	14%	7

Coronavirus: testing by laboratory

Data through Jul 3, 2020 verified as of Jul 4, 2020 at 09:25 AM

Data in this report are provisional and subject to change.

The numbers in the table below represent the number for whom test results were received by the Department of Health. A person can be tested by more than one laboratory and can have both positive and negative results. **Therefore, the sum of the numbers in each column will be larger than the total number of people tested.**

Reporting lab	Inconclusive	Negative	Positive	Percent positive	Total
325TH MEDICAL GROUP			7	100%	7
LONGLEAF DIAGNOSTIC LABORATORIES		2	5	71%	7
DELRAY MEDICAL CENTER LAB			7	100%	7
AEL- MEMPHIS			7	100%	7
LABCORP INC		1	6	86%	7
GRAVITY DIAGNOSTICS, LLC		3	4	57%	7
ST JOSEPH HOSPITAL		5	1	17%	6
NEW YORK STATE ELR - JAMES J PETERS VA MEDICAL CENTER		4	2	33%	6
PERSONALIZED GENETIC TESTING			6	100%	6
NORTH BAY HOSPITAL			6	100%	6
PRIDE DIAGNOSTICS		6			6
NORTH SHORE UNIVERSITY HOSPITAL LABORATORY		6			6
SANTA ROSA MEDICAL CENTER			6	100%	6
SOUTHEAST ALABAMA MEDICAL CENTER			6	100%	6
STATE LAB		1	5	83%	6
DIAGNOSTIC LABORATORY OF OKLAHOMA		6			6
SACRED HEART HEALTH SYSTEM			6	100%	6
MICHIGAN DEPARTMENT OF COMMUNITY HEALTH		1	5	83%	6
ACCU REFERENCE MEDICAL LAB			6	100%	6
FLORIDA DEPARTMENT OF HEALTH IN LAKE COUNTY		3	3	50%	6
DOCTOR'S IN HOUSE LAB			6	100%	6
DYNAMIC DNA LAB			6	100%	6
LEE COUNTY HEALTH DEPARTMENT		4	2	33%	6
BAPTIST SOUTH MEDICAL CENTER		2	4	67%	6
LEON MEDICAL CENTER			6	100%	6
ARCHBOLD MEMORIAL HOSPITAL/LAB		3	3	50%	6
NEW YORK STATE ELR - JAMAICA HOSPITAL MEDICAL CENTER		6			6
DEPARTMENT OF VETERANS AFFAIRS MEDICAL CENTER			5	100%	5
CURATIVE LABS INC			5	100%	5
ST ANTHONY NORTH			5	100%	5
AMERICAN HEALTH ASSOCIATES OF TAMPA			5	100%	5
UPMC HEALTH SYSTEM		4	1	20%	5
SMA LAB		3	2	40%	5
PATHOGENIUS LABORATORIES		2	3	60%	5
ST. JOSEPH'S HOSPITAL LAB			5	100%	5
CHILDREN'S HOSPITAL OF PHILADELPHIA		5			5
ST VINCENT'S EAST LABORATORY		5			5
JFK MEDICAL CENTER NORTH LAB			5	100%	5
PATHGROUP LABS			5	100%	5
AMELIA URGENT CARE			5	100%	5
CLINICAL PATHOLOGY LABORATORIES, INC.			5	100%	5
PENSACOLA PEDIATRICS			5	100%	5
HEALTH FIRST-PALM BAY			5	100%	5
XRL SXF REF LAB		5			5
BOCA RATON REGIONAL HOSPITAL LAB			5	100%	5
NORTHWELL HEALTH PLAINVIEW HOSPITAL LABORATORY		4	1	20%	5
LEE MEMORIAL LAB GULF COAST			5	100%	5

Coronavirus: testing by laboratory

Data through Jul 3, 2020 verified as of Jul 4, 2020 at 09:25 AM

Data in this report are provisional and subject to change.

The numbers in the table below represent the number for whom test results were received by the Department of Health. A person can be tested by more than one laboratory and can have both positive and negative results. **Therefore, the sum of the numbers in each column will be larger than the total number of people tested.**

Reporting lab	Inconclusive	Negative	Positive	Percent positive	Total
BROWARD COUNTY HEALTH DEPT.			5	100%	5
US BIOTEK LABORATORIES			5	100%	5
BIOTECH			5	100%	5
TRUE HEALTH DIAGNOSTICS		1	4	80%	5
ST VINCENTS MEDICAL CENTER RIVERSIDE NURSING			5	100%	5
SANFORD LABORATORIES		5			5
BAPTIST CLAY			5	100%	5
MID-FLORIDA PATHOLOGY		3	2	40%	5
AEL KNOXVILLE			5	100%	5
MILLENNIUM PHYSICIAN GROUP LCC			5	100%	5
UPMC CHAUTAUQUA AT WCA LABORATORY		5			5
SOUTH SEMINOLE HOSPITAL		1	4	80%	5
LECONTE MEDICAL CENTER LAB		4	1	20%	5
NEW YORK STATE ELR - GOOD SAMARITAN HOSPITAL LABORATORY		5			5
TAMIAMI LAB MILLENNIUM			5	100%	5
CONNECTICUT DEPARTMENT OF HEALTH		4	1	20%	5
DTR LABS		3	1	25%	4
PROMEDICA LABORATORIES		4			4
NEW YORK STATE ELR - CATHOLIC HEALTH SERVICES REGIONAL LABORATORY		2	2	50%	4
PRECISION LABS LLC		1	3	75%	4
LEHIGH VALLEY HOSPITAL		3	1	25%	4
MAYO CLINIC LABS - ROCHESTER SUPERIOR DRIVE			4	100%	4
VAMC			4	100%	4
BAY PINES VA		1	3	75%	4
MEDLOGIC, LLC		4			4
NEW YORK STATE ELR - ST PETER'S BENDER LABORATORY		4			4
THOMAS JEFFERSON UNIVERSITY HOSPITAL		4			4
NEW YORK STATE ELR - BROOKLYN HOSPITAL CENTER DOWNTOWN CAMPUS		4			4
AMERICAN RESEARCH LABS			4	100%	4
BOND CLINIC			4	100%	4
EXPRESS TESTING-ONE			4	100%	4
OKLAHOMA STATE UNIVERSITY DIAGNOSTIC LAB			4	100%	4
DAVITA LABORATORY		4			4
HEALTH FIRST-VIERA HOSPITAL			4	100%	4
MERCY HOSPITAL MIAMI LAB			4	100%	4
ADVENTHEALTH LAB			4	100%	4
COMMUNITY HEALTH OF SOUTH FLORIDA			4	100%	4
MISSOURI DEPARTMENT OF HEALTH AND SENIOR SERVICES			4	100%	4
FINLAY C. LABORATORY		3	1	25%	4
LABCORP - NAPLES			4	100%	4
NEW YORK STATE ELR - LOURDES HOSPITAL INC		4			4
QUEST DIAGNOSTICS- MELBOURNE			4	100%	4
SUNCOAST COMMUNITY HEALTH CENTERS PEDIATRICS			4	100%	4
NEW YORK STATE ELR - HUDSON VALLEY HOSPITAL CENTER LABORATORY		3	1	25%	4
SEBASTIAN RIVER MEDICAL CENTER		3	1	25%	4
VENICE REGIONAL MEDICAL LAB SERVICES			4	100%	4
THE CENTER FOR URGENT CARE		3	1	25%	4

Coronavirus: testing by laboratory

Data through Jul 3, 2020 verified as of Jul 4, 2020 at 09:25 AM

Data in this report are provisional and subject to change.

The numbers in the table below represent the number for whom test results were received by the Department of Health. A person can be tested by more than one laboratory and can have both positive and negative results. **Therefore, the sum of the numbers in each column will be larger than the total number of people tested.**

Reporting lab	Inconclusive	Negative	Positive	Percent positive	Total
CAYUGA MEDICAL CENTER AT ITHACA		4			4
PEDIATRIC HEALTH CARE ALLIANCE			4	100%	4
UMHC/SYLVESTER AT KENDALL			4	100%	4
SOUTHEAST FAMILY HEALTHCARE CENTER			4	100%	4
Diatherix Laboratories, LLC		1	3	75%	4
NORTHWEST FLORIDA COMMUNITY HOSPITAL		1	3	75%	4
FLOWERS HOSPITAL		1	3	75%	4
TRUGENX			4	100%	4
HEALTH FIRST CAPE CANAVERAL HOSPITAL			4	100%	4
NEW YORK STATE ELR - VASSAR BROTHERS MEDICAL CENTER LABORATORY		4			4
LAKELAND REGIONAL HEALTH			4	100%	4
CANTON-POTSDAM HOSPITAL LABORATORY		4			4
LABCORP BURLINGTON CYTO		3	1	25%	4
TENNESSEE DOH		4			4
CLEVELAND CLINIC MARTIN NORTH HOSPITAL			3	100%	3
KEY WEST URGENT CARE, INC		3			3
ACH			3	100%	3
Cleveland Clinic Laboratories		1	2	67%	3
WAKEMED		1	2	67%	3
BAYCARE LABORATORIES			3	100%	3
LAKE WALES MEDICAL CENTER INC			3	100%	3
VA OUTPATIENT			3	100%	3
FRANCES WARDE MEDICAL LABORATORY		1	2	67%	3
GENUS DIAGNOSTICS			3	100%	3
VIRTUA VOORHEES HOSPITAL		3			3
TYNDALL AFB			3	100%	3
ROCKLEDGE			3	100%	3
SHELBY COUNTY HEALTH CARE CORPORATION		1	2	67%	3
WESTPAC LABS			3	100%	3
DOH-TAMPA BRANCH LABORATORY (MLK BLVD)			3	100%	3
TAMPA GENERAL HOSPITAL LABORATORY			3	100%	3
ASCENSION ST. VINCENT'S PRIMARY CARE			3	100%	3
NORTH OKALOOSA MEDICAL CENTER			3	100%	3
NICHOLS INSTITUTE QUEST DIAGNOSTICS		2	1	33%	3
UT MEMPHIS UNIVERSITY HEALTH SERVICES		2	1	33%	3
UNKNOWN LAB			3	100%	3
VIRGINIA DIVISION OF CONSOLIDATED LABORATORIES			3	100%	3
NEW YORK STATE ELR - QUEST DIAGNOSTICS NICHOLS		3			3
ADVENT HEALTH CENTRA CARE: WATERFORD LAKES			3	100%	3
DOH JACKSONVILLE CENTRAL LABORATORY		3			3
BAYCARE OUTREACH LABORATORY HOSPITAL			3	100%	3
HUNTINGTON HOSPITAL LABORATORY		2	1	33%	3
WINTER HAVEN HOSPITAL			3	100%	3
PINELLAS COUNTY HEALTH DEPARTMENT		2	1	33%	3
BAYFRONT HEALTH BROOKSVILLE			3	100%	3
OPTUM LABS LLC			3	100%	3
FLORIDA CLINICAL LAB			3	100%	3

Coronavirus: testing by laboratory

Data through Jul 3, 2020 verified as of Jul 4, 2020 at 09:25 AM

Data in this report are provisional and subject to change.

The numbers in the table below represent the number for whom test results were received by the Department of Health. A person can be tested by more than one laboratory and can have both positive and negative results. **Therefore, the sum of the numbers in each column will be larger than the total number of people tested.**

Reporting lab	Inconclusive	Negative	Positive	Percent positive	Total
BEAUMONT LABORATORY			3	100%	3
GENESIS DIAGNOSTICS			3	100%	3
AVELLINO LAB USA INC		3			3
BAYONET POINT MEDICAL CENTER			3	100%	3
PRATTVILLE BAPTIST HOSPITAL		3			3
BROOKWOOD BAPTIST MEDICAL CENTER		3			3
CENTRAL FLORIDA HEALTH CARE INC			3	100%	3
ST LUKES HOSPITAL LABORATORY		2	1	33%	3
FAMILY HEALTH CENTERS OF SWF LABS			3	100%	3
GULF COAST MOLECULAR LABORATORIES			3	100%	3
NEW YORK STATE ELR - SOUTHSIDE HOSPITAL NORTHWELL HEALTH LABORATORY		2	1	33%	3
NORTH BROWARD HOSPITAL DISTRICT HEALTHCARE FOR THE HOMELESS			3	100%	3
BARONESS ERLANGER HOSPITAL		3			3
COLORADO DEPARTMENT OF PUBLIC HEALTH AND ENVIRONMENT			3	100%	3
QUEST DIAGNOSTIC			3	100%	3
LAB CORP OF AMERICA		1	2	67%	3
PUBLIC HEALTH LAB		3			3
BRANCH MEDICAL CLINIC			3	100%	3
JACKSON SOUTH COMMUNITY HOSPITAL LAB			3	100%	3
INDIAN RIVER CHD VERO BEACH		2	1	33%	3
CBS LABORATORY			3	100%	3
JOE DIMAGGIO CHILDREN'S HOSPITAL		1	2	67%	3
MEDICAL LABORATORY DIAGNOSTICS			3	100%	3
ILLINOIS DEPARTMENT OF PUBLIC HEALTH			3	100%	3
MAYO MEDICAL LABORATORIES		2	1	33%	3
PALMS WEST HOSPITAL			3	100%	3
LABCORP DIAGNOSTICS-MIAMI		2	1	33%	3
PENNSYLVANIA DEPARTMENT OF HEALTH BUREAU OF LABORATORIES			3	100%	3
LEE MEMORIAL HEALTH PARK LAB			3	100%	3
LAKE CITY VETERANS HOSPITAL			3	100%	3
LINCOLN MEDICAL AND MENTAL HEALTH CENTER		2			2
QUEENS HOSPITAL CENTER		2			2
MHHS All Lab Subsection		2			2
NEW YORK STATE DEPARTMENT OF HEALTH		1	1	50%	2
GULF COAST MEDICAL GROUP			2	100%	2
AHSE ROP		2			2
HEALTHMARK REGIONAL HOSPITAL LAB			2	100%	2
ADVANCED MEDICAL CARE			2	100%	2
QUEST DIAGNOSTICS INCORPORATED			2	100%	2
FLORIDA DEPARTMENT OF HEALTH IN HILLSBOROUGH COUNTY			2	100%	2
AMERICAN FAMILY CARE- ORANGE BEACH			2	100%	2
DORAL URGENT CARE			2	100%	2
LABCORP RARITAN		2			2
LABCORP PHOENIX			2	100%	2
EMERGENCY MEDICAL CENTER			2	100%	2
IRL MARKET LAB ALACHUA		1	1	50%	2
GALEN BAYLOR EXTENSION		2			2

Coronavirus: testing by laboratory

Data through Jul 3, 2020 verified as of Jul 4, 2020 at 09:25 AM

Data in this report are provisional and subject to change.

The numbers in the table below represent the number for whom test results were received by the Department of Health. A person can be tested by more than one laboratory and can have both positive and negative results. **Therefore, the sum of the numbers in each column will be larger than the total number of people tested.**

Reporting lab	Inconclusive	Negative	Positive	Percent positive	Total
OMNI			2	100%	2
ST. JOSEPH REGIONAL MEDICAL CENTER			2	100%	2
NEW YORK STATE ELR - ORANGE REGIONAL MEDICAL CENTER LABORATORY		2			2
CLINICAL PATHOLOGY LABS		1	1	50%	2
NORTHERN DUTCHESS HOSPITAL LABORATORY		2			2
CONNECTDX			2	100%	2
MY CLINICAL LAB			2	100%	2
PALM BEACH PATHOLOGY		2			2
BETH ISRAEL DEACONESS MEDICAL CENTER			2	100%	2
INTERCOASTAL MEDICAL GROUP			2	100%	2
FLORIDA CLINICAL LABORATORY INC			2	100%	2
IOWA DEPARTMENT OF PUBLIC HEALTH			2	100%	2
SCDHEC BUREAU OF LABORATORIES			2	100%	2
PREMIER LABORATORY SERVICES, LLC			2	100%	2
ABBOTT			2	100%	2
DEACONESS HOSPITAL			2	100%	2
SARASOTA MEMORIAL MEDICAL URGENT CARE CENTER			2	100%	2
FCHC (OB)-DARWIN SQUARE CTR.			2	100%	2
UNIVERSITY HOSPITAL			2	100%	2
ST CATHERINE OF SIENA HOSPITAL		2			2
HOME ACCESS HEALTH			2	100%	2
CELERION			2	100%	2
GEORGIA DEPARTMENT OF PUBLIC HEALTH			2	100%	2
PRIVA PATH LABS			2	100%	2
GEISINGER MEDICAL CENTER		2			2
BAYFRONT HEALTH ER PINELLAS PARK		2			2
VIRTUA MEMORIAL HOSPITAL BURLINGTON COUNTY			2	100%	2
X-GENE MOLECULAR LABS			2	100%	2
NEW YORK STATE ELR - JACOBI MEDICAL CENTER		2			2
TREASURE COAST COMMUNITY HEALTH			2	100%	2
OHIO STATE UNIVERSITY WEXNER MEDICAL CENTER			2	100%	2
ALTRU DIAGNOSTICS INC			2	100%	2
LABCORP - OHIO			2	100%	2
SELECT REFERENCE LABORATORIES, LLC			2	100%	2
NEW YORK STATE ELR - BRONX LEBANON HOSPITAL-MEDICAL CENTER		2			2
NEW YORK STATE ELR - SARATOGA HOSPITAL LABORATORY		2			2
CONEMAUGH MEMORIAL MEDICAL CENTER		2			2
NAPHCARE, INC.			2	100%	2
MONTANA PUBLIC HEALTH LAB			2	100%	2
ST ELIZABETH MEDICAL CENTER LABORATORY		2			2
STATEN ISLAND UNIVERSITY HOSPITAL		2			2
SHELBY BAPTIST MEDICAL CENTER			2	100%	2
THE VILLAGES CLINICAL LAB		2			2
BAYFRONT HEALTH SPRING HILL			2	100%	2
SSM HEALTH ST LOUIS MICROBIOLOGY LABORATORY		1	1	50%	2
ST. MARYS MEDICAL CENTER			2	100%	2
MEMORIAL SLOAN KETTERING CANCER CENTER		1	1	50%	2

Coronavirus: testing by laboratory

Data through Jul 3, 2020 verified as of Jul 4, 2020 at 09:25 AM

Data in this report are provisional and subject to change.

The numbers in the table below represent the number for whom test results were received by the Department of Health. A person can be tested by more than one laboratory and can have both positive and negative results. **Therefore, the sum of the numbers in each column will be larger than the total number of people tested.**

Reporting lab	Inconclusive	Negative	Positive	Percent positive	Total
OKLAHOMA STATE DEPARTMENT OF HEALTH-PUBLIC HEALTH LABORATORY			2	100%	2
CALHOUN LIBERTY HOSPITAL			2	100%	2
BIOFIRE			2	100%	2
MONTEFIORE ST LUKE'S CORNWALL HOSPITAL		2			2
QUEST DIAGNOSTICS-N ST PETERSBURG-5TH			2	100%	2
ALABAMA DEPARTMENT OF PUBLIC HEALTH			2	100%	2
Cleveland Clinic Weston			2	100%	2
LABCORP - STUART		1	1	50%	2
NEW HAMPSHIRE DEPARTMENT OF HEALTH AND HUMAN SERVICES		1	1	50%	2
BAY CARE			2	100%	2
NEW HAMPSHIRE PUBLIC HEALTH LABORATORIES		2			2
JOHNSON CITY MEDICAL CENTER		1	1	50%	2
MONTEFIORE NEW ROCHELLE HOSPITAL		2			2
WALGREENS #5317		2			2
BAPTIST MEDICAL CENTER EAST		1	1	50%	2
BAYFRONT HEALTH PUNTA GORDA			2	100%	2
METHODIST MEDICAL CENTER		1	1	50%	2
MAGNOLIA DIAGNOSTIC			2	100%	2
ACHS		2			2
DHEC - S.C PUBLIC HEALTH LAB			1	100%	1
LABCORP - HOLLYWOOD			1	100%	1
CLEVELAND CLINIC OHIO LABORATORIES			1	100%	1
TALLAHASSEE MEMORIAL HOSPITAL/MICROBIOLOGY LAB			1	100%	1
TANNER MEDICAL CENTER EAST AL		1			1
COASTAL LABORATORIES			1	100%	1
CENTRA CARE CONWAY			1	100%	1
COLORADO DEPARTMENT OF HEALTH LABORATORY SERVICES DIVISION			1	100%	1
BIRMINGHAM VAMC		1			1
BLOOD SYSTEMS LABORATORIES			1	100%	1
ST. MARY MEDICAL CENTER		1			1
DUKE HEALTH REGIONAL HOSPITAL			1	100%	1
FALMOUTH BY THE SEA			1	100%	1
FLORIDA DEPARTMENT OF HEALTH PALM BEACH COUNTY			1	100%	1
UTMB PATHOLOGY CLINICAL SERVICES LABORATORY			1	100%	1
UNIVERSITY OF MISSOURI HEALTH CARE			1	100%	1
DELAWARE DIAGNOSTICS LABS			1	100%	1
UNIVERSITY HOSPITAL OF BROOKLYN		1			1
WATAUGA MEDICAL CENTER			1	100%	1
INTERLAB		1			1
VIRACOR			1	100%	1
WELLNOW URGENT CARE		1			1
BARDMOOR LABORATORY			1	100%	1
XPRESS WELLNESS URGENT CARE			1	100%	1
GIFFORD MEMORIAL HOSPITAL		1			1
GENESIS LABORATORY MANAGEMENT			1	100%	1
TRINITAS REGIONAL MEDICAL CENTER			1	100%	1
CATHOLIC HEALTH SYSTEM DEPT LABORATORY		1			1

Coronavirus: testing by laboratory

Data through Jul 3, 2020 verified as of Jul 4, 2020 at 09:25 AM

Data in this report are provisional and subject to change.

The numbers in the table below represent the number for whom test results were received by the Department of Health. A person can be tested by more than one laboratory and can have both positive and negative results. **Therefore, the sum of the numbers in each column will be larger than the total number of people tested.**

Reporting lab	Inconclusive	Negative	Positive	Percent positive	Total
GUTHRIE MEDICAL GROUP LABORATORIES		1			1
FULGENT GENETICS			1	100%	1
JOHN HOPKINS MEDICAL LABORATORIES		1			1
JOHNS HOPKINS MEDICAL LABORATORIES			1	100%	1
UNITED HEALTHCARE			1	100%	1
GARCIA CLINICAL LABORATORY		1			1
JOHNS HOPKINS MEDICAL LABS			1	100%	1
PEDIATRIC HEALTHCARE ALLIANCE			1	100%	1
FLORIDA HOSPITAL KISSIMMEE			1	100%	1
LEESBURG REGIONAL MEDICAL CENTER		1			1
WARD MEMORIAL HOSPITAL		1			1
AMMON LABS			1	100%	1
PERDIDO URGENT CARE			1	100%	1
KETTERING HEALTH			1	100%	1
NORTH RIVER FAMILY HEALTH CENTER			1	100%	1
HIGHLANDS CLINICAL LABORATORY			1	100%	1
HEART OF FLORIDA HMA			1	100%	1
OHIO DEPARTMENT OF HEALTH LABORATORY		1			1
NORTHSHORE UNIVERSITY HEALTHSYSTEM EVANSTON HOSPITAL LAB			1	100%	1
AZALEA HEALTH			1	100%	1
QUEST - HOUSTON LAB			1	100%	1
SOUTHWEST REGIONAL PCR LABORATORY			1	100%	1
EDGAR PRICE FAMILY & CHILDREN HEALTHCARE CENTER			1	100%	1
DOCTOR'S MEMORIAL HOSPITAL			1	100%	1
REDITUS LABORATORIES			1	100%	1
COLLIER COUNTY HEALTH DEPT.			1	100%	1
FLORIDA HEALTH CARE PLANS			1	100%	1
PHAROS HEALTH			1	100%	1
BAPTIST ER TOWN CTR			1	100%	1
PRISMA HEALTH TUOMEY LABORATORY			1	100%	1
CBC LAB			1	100%	1
CAROLINAS HEALTHCARE SYSTEM LAB			1	100%	1
MAGNOLIA ADULT, LLC			1	100%	1
RIVERVIEW REGIONAL MEDICAL CENTER		1			1
CORAL GABLES HOSPITAL			1	100%	1
LATE HOURS URGENT CARE			1	100%	1
RDX BIOSCIENCE,			1	100%	1
CQUENTIA NGS, LLC			1	100%	1
COMPUNET CLINICAL LAB			1	100%	1
BMC/JACSONVILLE		1			1
SOUTH GEORGIA MEDICAL CENTER			1	100%	1
SCIENCE CARE			1	100%	1
LAKWOOD RANCH ER 24/7			1	100%	1
SHANDS AT LAKE SHORE LAB			1	100%	1
QUEST ELR		1			1
MIAMI CANCER INSTITUTE			1	100%	1
LAB CORP PHOENIX			1	100%	1

Coronavirus: testing by laboratory

Data through Jul 3, 2020 verified as of Jul 4, 2020 at 09:25 AM

Data in this report are provisional and subject to change.

The numbers in the table below represent the number for whom test results were received by the Department of Health. A person can be tested by more than one laboratory and can have both positive and negative results. **Therefore, the sum of the numbers in each column will be larger than the total number of people tested.**

Reporting lab	Inconclusive	Negative	Positive	Percent positive	Total
EXCEL URGENT CARE OF NJ			1	100%	1
JRS LABORATORY			1	100%	1
HEALTH NETWORK LABORATORIES		1			1
KANSAS DEPARTMENT OF HEALTH			1	100%	1
ERIE COUNTY MEDICAL CTR CLINICAL LABS		1			1
DOCS URGENT CARE			1	100%	1
MARION COUNTY HEALTH DEPARTMENT			1	100%	1
PECONIC BAY MEDICAL CENTER LABORATORY			1	100%	1
LABCORP-PORT ST.LUCIE		1			1
MEDICAL CENTER ENTERPRISE			1	100%	1
BEAUFORT MEMORIAL			1	100%	1
ST VINCENT'S CHILTON		1			1
BEAUMONT HOSPITAL, GROSSE POINTE			1	100%	1
RIVERSIDE METHODIST HOSPITAL LAB			1	100%	1
SIGNATURE CARE PFLUGERVILLE			1	100%	1
NEW YORK STATE ELR - MONTEFIORE MEDICAL CENTER LABORATORIES - WEILER			1	100%	1
NEW YORK STATE ELR - NEW YORK PRESBYTERIAN-LOWER MANHATTAN		1			1
WILLIAM A HINTON STATE LABORATORY INSTITUTE			1	100%	1
BAPTIST HEALTH MEDICAL CENTER			1	100%	1
TUFTS MEDICAL CENTER			1	100%	1
PHYSICIANS STAT			1	100%	1
HEALTH FIRST IBM-UX			1	100%	1
PEACHEALTH LABORATORIES		1			1
INTERMOUNTAIN MEDICAL CENTER			1	100%	1
INDIAN RIVER CLINICAL LABORATORY, INC.		1			1
COMMONWEALTH OF MASSACHUSETTS			1	100%	1
CHARLOTTE CHD PORT CHARLOTTE		1			1
GENETRAIT LABORATORIES			1	100%	1
GRAND VIEW HOSPITAL			1	100%	1
PIEDMONT HOSPITAL LAB			1	100%	1
NEW YORK STATE ELR - LABORATORY ALLIANCE OF CENTRAL NEW		1			1
ECLRS			1	100%	1
SPRING HILL REGIONAL HOSPITAL			1	100%	1
SONIC REFERENCE LABORATORY			1	100%	1
HAWAII DEPARTMENT OF HEALTH LAB			1	100%	1
SMITH KLINE			1	100%	1
CAROMONT HEALTH			1	100%	1
THE CHILDREN'S HOSPITAL OF PHILADELPHIA		1			1
SUNY UPSTATE MEDICAL UNIVERSITY			1	100%	1
DICKERT			1	100%	1
STATEN ISLAND UNIVERSITY HOSPITAL SEGUINE AVE		1			1
ONEIDA HEALTHCARE CENTER		1			1
NEW YORK STATE ELR - ERIE COUNTY MEDICAL CTR CLINICAL LABS		1			1
OHIO STATE UNIVERSITY MEDICAL CENTER			1	100%	1
NORTHSIDE HOSPITAL DULUTH			1	100%	1
NORTHWEST FL COMM HOSP			1	100%	1
LEESBURG FAMILY MEDICINE		1			1

Coronavirus: testing by laboratory

Data through Jul 3, 2020 verified as of Jul 4, 2020 at 09:25 AM

Data in this report are provisional and subject to change.

The numbers in the table below represent the number for whom test results were received by the Department of Health. A person can be tested by more than one laboratory and can have both positive and negative results. **Therefore, the sum of the numbers in each column will be larger than the total number of people tested.**

Reporting lab	Inconclusive	Negative	Positive	Percent positive	Total
LABCORP HOUSTON			1	100%	1
LOYOLA UNIVERSITY MEDICAL CENTER LABORATORY			1	100%	1
Mt Sinai Aventura			1	100%	1
MONTANA DEPARTMENT OF PUBLIC HEALTH & HUMAN SERVICES			1	100%	1
SUNY AT STONY BROOK			1	100%	1
QUEST DIAGNOSTICS-OCALA-SE 3RD		1			1
QUEST DIAGNOSTIC INC TECHNICAL			1	100%	1
PHELPS HOSPITAL LABORATORY		1			1
PREMIER MEDICAL LABORATORY			1	100%	1
SANFORD SOUTH UNIVERSITY		1			1
PARKWAY REGIONAL MEDICAL CENTER LAB			1	100%	1
REMISE OCCUPATIONAL HEALTH SOLUTIONS INC			1	100%	1
ST. LUKE'S HOSPITAL - BETHLEHEM CAMPUS		1			1
REGIONAL MEDICAL LABORATORY			1	100%	1
WEST PACIFIC MEDICAL LABORATORY			1	100%	1
WELLINGTON WEST 100176			1	100%	1
WOODHULL MEDICAL AND MENTAL HEALTH CTR		1			1
NAVAL BRANCH MEDICAL CLINIC			1	100%	1
MIDMICHIGAN MEDICAL CENTER			1	100%	1
NOT GIVEN			1	100%	1
PEDIATRIC ASSOCIATES - JACKSONVILLE			1	100%	1
US LABORATORIES			1	100%	1
WASHINGTON STATE DEPARTMENT OF HEALTH PUBLIC HEALTH LABORATORIES			1	100%	1
NORTH BROWARD MEDICAL CENTER			1	100%	1
ORMOND BEACH CENTRA CARE			1	100%	1
WILMINGTON VA MEDICAL CENTER			1	100%	1
WUESTHOFF MEDICAL CENTER-MELBOURNE			1	100%	1
NEW YORK STATE ELR - LONG ISLAND JEWISH VALLEY STREAM		1			1
URGENT CARE TCMA			1	100%	1
Viracor Eurofins			1	100%	1
NORTH FLORIDA/SOUTH GEORGA VETERANS HEALTH SYSTEM			1	100%	1
Lourdes Hospital			1	100%	1
MHS LAB		1			1
MOLECULAR DIAGNOSTICS			1	100%	1
NEW YORK STATE ELR - WESTCHESTER MEDICAL CENTER		1			1
THE UNIVERSITY OF VERMONT MEDICAL CENTER		1			1
THOMAS LANGLEY			1	100%	1
TEN HEALTHCARE			1	100%	1
OHIO DEPARTMENT OF HEALTH			1	100%	1
ST. JOSEPH'S HOSPITAL NORTH			1	100%	1
NEW YORK STATE ELR - NEW YORK CITY DEPARTMENT OF HEALTH & MENTAL		1			1
UNK			1	100%	1
UNIVERSITY OF MIAMI			1	100%	1
UF KANAPAHA LAB BEAKER		1			1
UNIVERSITY OF FLORIDA			1	100%	1
BOZEMAN HEALTH DEACONESS HOSPITAL		1			1
SAMARITAN MEDICAL CENTER		1			1

Coronavirus: testing by laboratory

Data through Jul 3, 2020 verified as of Jul 4, 2020 at 09:25 AM

Data in this report are provisional and subject to change.

The numbers in the table below represent the number for whom test results were received by the Department of Health. A person can be tested by more than one laboratory and can have both positive and negative results. **Therefore, the sum of the numbers in each column will be larger than the total number of people tested.**

Reporting lab	Inconclusive	Negative	Positive	Percent positive	Total
CELEBRATION HOSPITAL			1	100%	1
CENTRA CARE - WATERFORD LAKES			1	100%	1
RIVIERA BEACH HEALTH CENTER LAB			1	100%	1
ROBERT WOOD JOHNSON HOSPITAL			1	100%	1
ST FRANCIS			1	100%	1
BAYFRONT HEALTH PORT CHARLOTTE			1	100%	1
SOUTHEAST GEORGIA HEALTH SYSTEM			1	100%	1
CALIFORNIA PUBLIC HEALTH LABORATORY			1	100%	1
SKY RIDGE MEDICAL CENTER - MICRO			1	100%	1
NOVANT HEALTH INPATIENT CARE			1	100%	1
HOUSTON HEALTH DEPARTMENT - BUREAU OF LABORATORY SERVICES			1	100%	1
LABCORP - ORLANDO		1			1
LABCORP KANSAS CITY			1	100%	1
NEWYORK-PRESBYTERIAN/ LAWRENCE HOSPITAL LABORATORY		1			1
Covance Central Laboratory			1	100%	1
CFCH - FROSTPROOF			1	100%	1
FLORIDA HOSPITAL ALTAMONTE			1	100%	1
HOLY NAME MEDICAL CENTER		1			1
FORT SANDERS REGIONAL LABORATORY		1			1
State Lab Unspecifd			1	100%	1
MISSOURI DEPARTMENT OF HEALTH AND SENIOR SERVICES - STATE PH LAB		1			1
MARYLAND DEPARTMENT OF HEALTH AND MENTAL HYGIENE			1	100%	1
AFC URGENT CARE			1	100%	1
NEW YORK PRESBYTERIAN - ALLEN HOSPITAL		1			1
ACCESS HEALTH CARE PHYSICIANS			1	100%	1
BAYCARE ALLIANT HOSPITAL			1	100%	1
BAYCARE OUTREACH LAB			1	100%	1
LABCORP LAFAYETTE		1			1
MARINER'S HOSPITAL			1	100%	1
LEGACY LABORATORY SERVICES			1	100%	1
THE HEART HOSPITAL BAYLOR PLANO			1	100%	1
TIEHH BIOTERRORISM RESPONSE LAB			1	100%	1
TEXAS DEPARTMENT OF STATE HEALTH SERVICES			1	100%	1
ARNOT OGDEN MEDICAL CENTER LABORATORY		1			1
ARNOLD PALMER HOSPITAL LABORATORY			1	100%	1
URGENT CARE WEST CLINIC			1	100%	1
NEW YORK STATE ELR - SAMARITAN HOSPITAL LABORATORY		1			1
ALLIANCE LABS @LRMC			1	100%	1
UNITED CLINICAL LABORATORIES			1	100%	1
ALVERNO CLINICAL LABORATORIES			1	100%	1
INTERMARKET FACILITY			1	100%	1
ONSLow MEMORIAL HOSPITAL LABORATORY		1			1
JEFFERSON COUNTY HEALTH DEPARTMENT-MONTICELLO		1			1
NEW YORK STATE ELR - BELLEVUE HOSPITAL CENTER DEPARTMENT		1			1
KETTERING MEDICAL CENTER			1	100%	1
HANCOCK REGIONAL HOSPITAL		1			1
SANFORD REGIONAL HOSPITAL WORTHINGTON		1			1

Coronavirus: testing by laboratory

Data through Jul 3, 2020 verified as of Jul 4, 2020 at 09:25 AM

Data in this report are provisional and subject to change.

The numbers in the table below represent the number for whom test results were received by the Department of Health. A person can be tested by more than one laboratory and can have both positive and negative results. **Therefore, the sum of the numbers in each column will be larger than the total number of people tested.**

Reporting lab	Inconclusive	Negative	Positive	Percent positive	Total
PPD			1	100%	1
HEALTHLINK DIAGNOSTIC LABORATORIES			1	100%	1
POARCH BANC CREEK INDIANS TRIBAL HEALTH DEPARTMENT			1	100%	1
ANNE BATES LEACH EYE HOSPITAL/ ABLEH MICROBIOLOGY LABORATORY		1			1
WOLFSON (USE BAPTIST)			1	100%	1
BAY CARE LAB SERVICES/ST. ANTHONY'S HOSPITAL			1	100%	1
BAYCARE MEDICAL GROUP INC			1	100%	1
UW HOSPITAL AND CLINICS			1	100%	1
NAVAL HOSPITAL OF JACKSONVILLE			1	100%	1
NEW YORK STATE ELR - AUBURN COMMUNITY HOSPITAL		1			1
MARSHALL MEDICAL CENTER SOUTH LAB		1			1
ADVENTHEALTH CENTRA CARE ORMOND BEACH			1	100%	1
ACCESSLAB		1			1
SENTARA NORFOLK GENERAL HOSPITAL CENTRAL LAB			1	100%	1
MEDSTAR HARBOR HOSPITAL			1	100%	1
MEDICAL CLINIC OF HOUSTON			1	100%	1
WEST VIRGINIA UNIVERSITY HOSPITALS			1	100%	1
VA HOSPITAL			1	100%	1
BIODORON LABORATORIES			1	100%	1
MUNSON MEDICAL CENTER			1	100%	1
LAKEVIEW REGIONAL HOSPITAL			1	100%	1
MONTEFIORE NYACK HOSPITAL AFFILIATED LABORATORY		1			1
MEMORIAL HERMANN CONSOLIDATED LABORATORY SERVICES			1	100%	1
MANATEE PEDIATRICS			1	100%	1
TAMIAMI LAB MILLENIUM			1	100%	1
TAMPA		1			1
STANLY REGIONAL MEDICAL CENTER			1	100%	1
SPECIALITY LABORATORIES,INC		1			1
DALLAS MEDICAL CENTER			1	100%	1
UNIVERSITY LAB			1	100%	1
VA GREATER LOS ANGELES HEALTH CARE SYSTEM			1	100%	1
CHATSWORTH ASSISTED LIVING COMMUNITY AT PGA NATIONAL			1	100%	1
TIMPANOGOS REGIONAL HOSPITAL			1	100%	1
UAB			1	100%	1
Total	4991	2,347,444	242,571	9%	2,595,006