

COVID-19: summary of persons being monitored, persons tested, and cases

Data through Aug 11, 2020 verified as of Aug 12, 2020 at 09:25 AM
Data in this report are provisional and subject to change.

Monitored persons: people the Florida Department of Health was notified of for possible monitoring because they are a contact of a case, traveled from China, or were identified by the Centers for Disease Control and Prevention (CDC) as a part of a airline/ship contact investigation	
Total reports	168,013
Total persons of high, medium, or unknown risk	164,343
High/medium/unknown risk still being monitored	13,510

Persons tested: includes PCR and antigen test results received by the Department of Health from the state public health laboratory (BPHL), as well as commercial and hospital laboratories	
Total tested	4,093,972
Positive	550,901
Negative	3,536,678
Inconclusive	6,393
Awaiting testing	3,529

Cases: people with positive PCR or antigen test result	
Total cases	550,901
Florida residents	545,040
Non-Florida residents	5,861
Type of testing	
Florida residents	545,040
Positive by BPHL/CDC	18,989
Positive by commercial/hospital lab	526,051
Non-Florida residents	5,861
Positive by BPHL/CDC	212
Positive by commercial/hospital lab	5,649
Characteristics	
Florida residents hospitalized	31,947
Florida resident deaths	8,765
Change in deaths since previous report	+212
Non-Florida resident deaths	133
Hospitalized counts include anyone who was hospitalized at some point during their illness. It does not reflect the number of people currently hospitalized.	
More information on deaths identified through death certificate data is available on the National Center for Health Statistics website at www.cdc.gov/nchs/nvss/vsrr/COVID19/index.htm .	
Risk factors for Florida residents	
Traveled	4,109
Contact with a known case	163,796
Traveled and contact with a known case	4,237
Neither	372,898
No travel and no contact	59,774
Travel is unknown	245,134
Contact is unknown	112,650
Contact is pending	187,352
Travel can be unknown and contact can be unknown or pending for the same case, these numbers will sum to more than the "neither" total.	

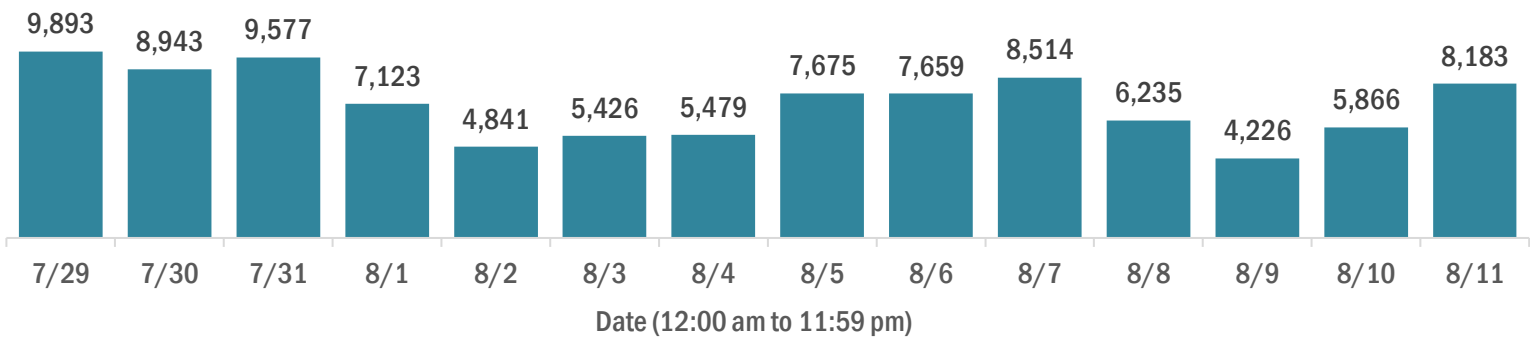
COVID-19: cases and laboratory testing over time

Data through Aug 11, 2020 verified as of Aug 12, 2020 at 09:25 AM

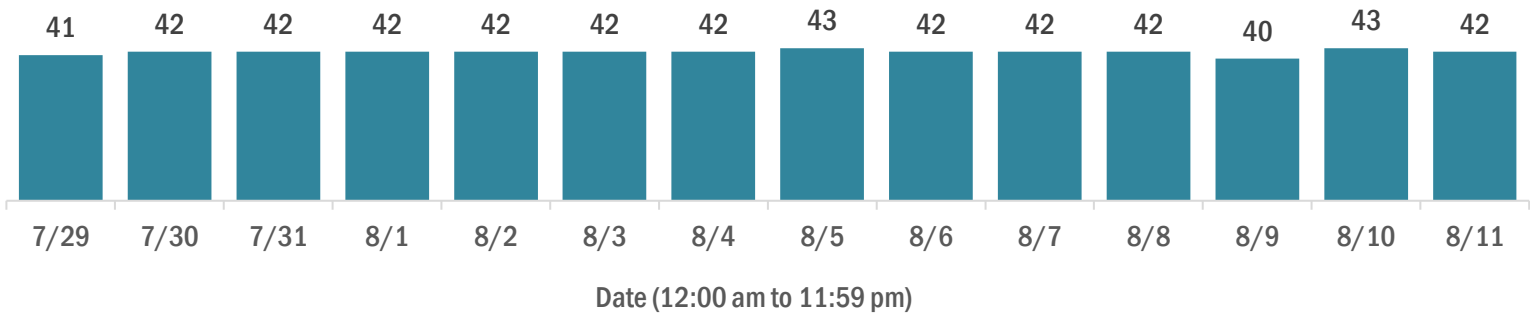
Data in this report are provisional and subject to change.

Cases in Florida residents per day for the past 2 weeks

Number of cases per day



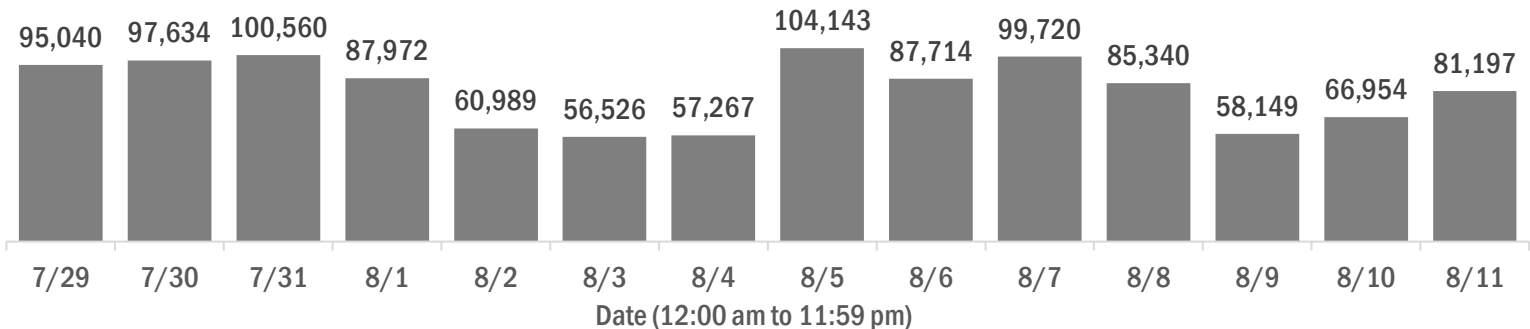
Median age of cases by day



Laboratory testing for Florida residents and non-Florida residents over the past 2 weeks

Number of people tested per day

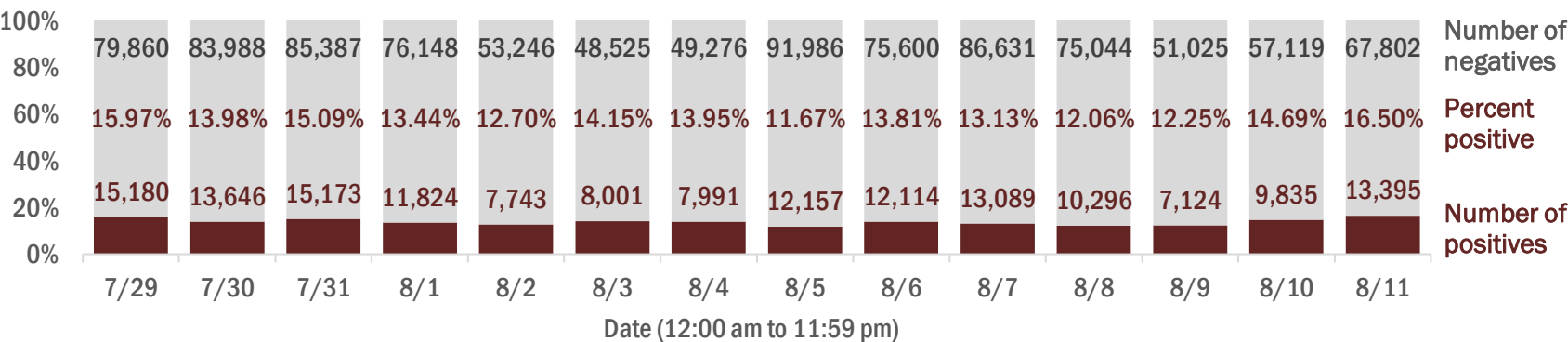
These counts include the number of people for whom the department received PCR or antigen laboratory results by day. People tested on multiple days will be included for each day a new result was received. A person is only counted once for each day they are tested, regardless of whether multiple specimens are tested or multiple results are received.



Number and percent of positive labs

The percent of positive results ranged from 11.67% to 16.50% over the past 2 weeks and was 16.50% yesterday.

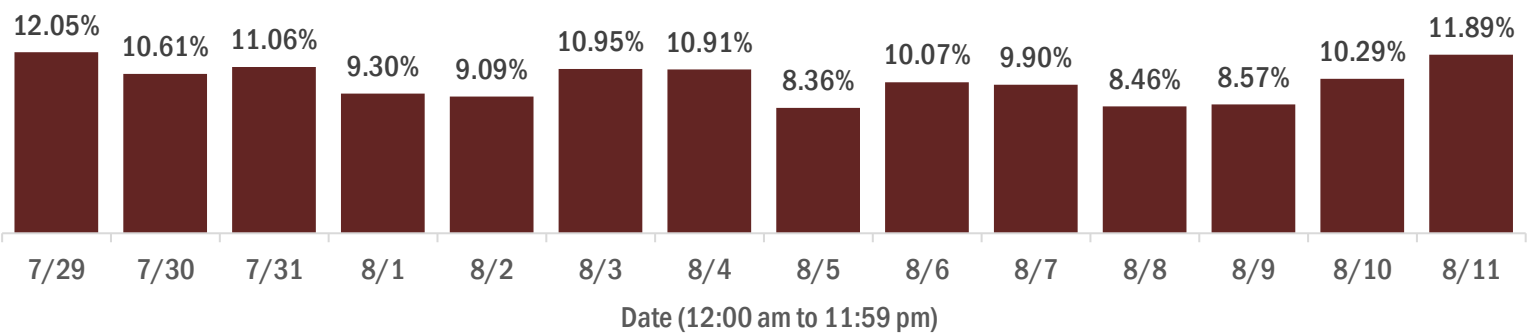
These counts include the number of people for whom the department received PCR or antigen laboratory results by day. People tested on multiple days will be included for each day a new result was received. A person is only counted once for each day they are tested, regardless of whether multiple specimens are tested or multiple results are received. If a person has a positive specimen and a negative specimen in the same day, only the positive result is counted.



Percent positivity for new cases

The percent of positive results ranged from 8.36% to 12.05% over the past 2 weeks and was 11.89% yesterday.

This percent is the number of people who test PCR- or antigen-positive for the first time divided by all the people tested that day, excluding people who have previously tested positive.



COVID-19: characteristics of 545,040 Florida resident cases

Data through Aug 11, 2020 verified as of Aug 12, 2020 at 09:25 AM

Data in this report are provisional and subject to change.

Age group	Cases		Hospitalizations		Deaths	
0-4 years	9,146	2%	198	1%	0	0%
5-14 years	21,641	4%	174	1%	3	0%
15-24 years	82,100	15%	816	3%	21	0%
25-34 years	104,632	19%	1,908	6%	60	1%
35-44 years	90,031	17%	2,845	9%	181	2%
45-54 years	87,483	16%	4,149	13%	380	4%
55-64 years	70,876	13%	5,661	18%	907	10%
65-74 years	40,795	7%	6,191	19%	1,799	21%
75-84 years	23,292	4%	5,739	18%	2,527	29%
85+ years	13,574	2%	4,262	13%	2,887	33%
Unknown	1,470	0%	4	0%	0	0%
Total	545,040		31,947		8,765	

Gender	Cases	
Female	278,050	51%
Male	262,907	48%
Unknown	4,083	1%
Total	545,040	

Ethnicity	Cases		Hospitalizations		Deaths	
Hispanic	146,983	27%	9,929	31%	2,158	25%
Non-Hispanic	191,856	35%	19,868	62%	5,675	65%
Unknown	206,201	38%	2,150	7%	932	11%
Total	545,040		31,947		8,765	

Race and ethnicity	Cases		Hospitalizations		Deaths	
White	216,890	40%	19,075	60%	5,826	66%
Hispanic	96,383	18%	7,087	22%	1,669	19%
Non-Hispanic	101,191	19%	11,220	35%	3,765	43%
Unknown	19,316	4%	768	2%	392	4%
Black	82,594	15%	7,821	24%	1,744	20%
Hispanic	3,799	1%	328	1%	55	1%
Non-Hispanic	69,171	13%	7,233	23%	1,605	18%
Unknown	9,624	2%	260	1%	84	1%
Other race	63,685	12%	3,804	12%	729	8%
Hispanic	31,811	6%	2,249	7%	362	4%
Non-Hispanic	18,085	3%	1,314	4%	273	3%
Unknown	13,789	3%	241	1%	94	1%
Unknown race	181,871	33%	1,247	4%	466	5%
Hispanic	14,990	3%	265	1%	72	1%
Non-Hispanic	3,409	1%	101	0%	32	0%
Unknown	163,472	30%	881	3%	362	4%
Total	545,040		31,947		8,765	

Hospitalization counts include anyone who was hospitalized at some point during their illness. It does not reflect the number of people currently hospitalized. **Other race** includes any person with a race of American Indian/Alaskan native, Asian, native Hawaiian/Pacific Islander, or other.

COVID-19: deaths in Florida residents and staff of long-term care facilities

Data through Aug 11, 2020 verified as of Aug 12, 2020 at 09:25 AM

Data in this report are provisional and subject to change.

For current cases in residents or staff of long-term care facilities, please visit: <https://floridahealthcovid19.gov/>

County	Deaths	
Dade	638	17%
Palm Beach	390	10%
Pinellas	361	10%
Broward	258	7%
Hillsborough	211	6%
Lee	192	5%
Polk	180	5%
Manatee	115	3%
Sarasota	98	3%
Brevard	95	3%
Seminole	93	2%
Duval	92	2%
St. Lucie	88	2%
Volusia	81	2%
Escambia	73	2%
Pasco	71	2%
Orange	64	2%
Collier	63	2%
Martin	59	2%
Charlotte	56	2%
Jackson	38	1%
Marion	37	1%

County	Deaths	
Clay	33	1%
Osceola	31	1%
Suwannee	30	1%
Indian River	28	1%
Hernando	26	1%
Okaloosa	24	1%
Lake	20	1%
Hendry	19	1%
St. Johns	14	0%
Walton	12	0%
Washington	12	0%
Alachua	11	0%
Putnam	11	0%
Sumter	11	0%
Bay	10	0%
Citrus	10	0%
Leon	10	0%
Gadsden	8	0%
Santa Rosa	8	0%
Columbia	7	0%
Calhoun	6	0%
Highlands	5	0%

County	Deaths	
Jefferson	4	0%
Madison	4	0%
Okeechobee	4	0%
Baker	3	0%
Gilchrist	3	0%
Bradford	2	0%
Hardee	2	0%
Holmes	2	0%
Nassau	2	0%
Desoto	1	0%
Flagler	1	0%
Levy	1	0%
Monroe	1	0%
Taylor	1	0%
Total	3,730	

Note: cases are summarized by the county of usual residence. Residents and staff may be cases associated with facilities that are not in their county of usual residence, resulting in cases being included below for counties that do not have facilities with known cases.

COVID-19: characteristics of 550,901 cases

Data through Aug 11, 2020 verified as of Aug 12, 2020 at 09:25 AM

Data in this report are provisional and subject to change.

Tables below include cases in Florida residents and non-Florida residents.

All 67 Florida counties have cases:

County	FL resident cases		Non-FL resident cases	Total cases	FL resident deaths	FL death rate
Dade	138,330	<div></div> 25%	941	139,271	1,939	1.4%
Broward	63,559	<div></div> 12%	521	64,080	859	1.4%
Palm Beach	37,583	<div></div> 7%	351	37,934	954	2.5%
Hillsborough	33,065	<div></div> 6%	133	33,198	426	1.3%
Orange	31,935	<div></div> 6%	406	32,341	325	1.0%
Duval	23,724	<div></div> 4%	248	23,972	210	0.9%
Pinellas	18,091	<div></div> 3%	126	18,217	522	2.9%
Lee	16,577	<div></div> 3%	295	16,872	362	2.2%
Polk	14,761	<div></div> 3%	51	14,812	334	2.3%
Collier	10,388	<div></div> 2%	142	10,530	146	1.4%
Osceola	9,854	<div></div> 2%	82	9,936	107	1.1%
Escambia	9,034	<div></div> 2%	895	9,929	137	1.5%
Manatee	9,368	<div></div> 2%	100	9,468	242	2.6%
Volusia	8,072	<div></div> 1%	57	8,129	146	1.8%
Seminole	7,237	<div></div> 1%	27	7,264	137	1.9%
Pasco	7,175	<div></div> 1%	38	7,213	136	1.9%
Marion	6,784	<div></div> 1%	14	6,798	104	1.5%
Sarasota	6,341	<div></div> 1%	53	6,394	166	2.6%
Brevard	6,227	<div></div> 1%	21	6,248	160	2.6%
St. Lucie	5,946	<div></div> 1%	22	5,968	183	3.1%
Lake	5,259	<div></div> 1%	32	5,291	74	1.4%
Leon	5,034	<div></div> 1%	116	5,150	26	0.5%
Bay	4,481	<div></div> 1%	70	4,551	52	1.2%
Alachua	4,251	<div></div> 1%	58	4,309	26	0.6%
Santa Rosa	4,020	<div></div> 1%	33	4,053	41	1.0%
Martin	3,838	<div></div> 1%	25	3,863	100	2.6%
St. Johns	3,732	<div></div> 1%	42	3,774	39	1.0%
Okaloosa	3,578	<div></div> 1%	30	3,608	49	1.4%
Clay	3,324	<div></div> 1%	11	3,335	53	1.6%
Columbia	2,930	<div></div> 1%	11	2,941	20	0.7%
Indian River	2,559	<div></div> 0%	15	2,574	57	2.2%
Charlotte	2,290	<div></div> 0%	7	2,297	96	4.2%
Hernando	2,092	<div></div> 0%	14	2,106	53	2.5%
Gadsden	1,955	<div></div> 0%	9	1,964	21	1.1%
Jackson	1,938	<div></div> 0%	15	1,953	43	2.2%

County	FL resident cases		Non-FL resident cases	Total cases	FL resident deaths	FL death rate
Suwannee	1,902	0%	17	1,919	45	2.4%
Hendry	1,813	0%	1	1,814	38	2.1%
Citrus	1,610	0%	4	1,614	38	2.4%
Monroe	1,529	0%	27	1,556	13	0.9%
Putnam	1,549	0%	1	1,550	28	1.8%
Highlands	1,497	0%	4	1,501	37	2.5%
Walton	1,323	0%	120	1,443	18	1.4%
Sumter	1,375	0%	8	1,383	44	3.2%
Desoto	1,379	0%	3	1,382	18	1.3%
Nassau	1,192	0%	78	1,270	11	0.9%
Flagler	1,090	0%	11	1,101	13	1.2%
Okeechobee	1,077	0%	4	1,081	12	1.1%
Baker	1,044	0%	0	1,044	4	0.4%
Taylor	997	0%	3	1,000	5	0.5%
Hardee	985	0%	7	992	8	0.8%
Washington	877	0%	10	887	14	1.6%
Madison	720	0%	12	732	8	1.1%
Wakulla	724	0%	6	730	5	0.7%
Levy	705	0%	4	709	5	0.7%
Unknown	206	0%	497	703	0	0.0%
Gulf	686	0%	9	695	2	0.3%
Hamilton	620	0%	5	625	4	0.6%
Dixie	566	0%	0	566	4	0.7%
Bradford	535	0%	0	535	4	0.7%
Holmes	502	0%	11	513	4	0.8%
Calhoun	482	0%	0	482	8	1.7%
Jefferson	456	0%	6	462	5	1.1%
Union	448	0%	0	448	5	1.1%
Franklin	431	0%	2	433	2	0.5%
Glades	408	0%	0	408	3	0.7%
Liberty	407	0%	0	407	7	1.7%
Gilchrist	380	0%	0	380	6	1.6%
Lafayette	193	0%	0	193	2	1.0%
Total	545,040		5,861	550,901	8,765	1.6%

COVID-19: characteristics of 545,040 Florida resident cases

Data through Aug 11, 2020 verified as of Aug 12, 2020 at 09:25 AM

Data in this report are provisional and subject to change.

The table below includes the cities and counties of residence for cases in Florida residents based on the patient's ZIP Code. Note that city is not always received as part of the initial notification and may be missing while the case is being investigated.

City and county	Cases
Miami, Dade	84,129
Orlando, Orange	24,369
Jacksonville, Duval	22,130
Hialeah, Dade	20,058
Tampa, Hillsborough	20,033
Fort Lauderdale, Broward	14,188
Hollywood, Broward	12,315
Homestead, Dade	9,514
West Palm Beach, Palm Beach	9,476
Kissimmee, Osceola	7,957
Naples, Collier	7,549
Pompano Beach, Broward	7,500
Saint Petersburg, Pinellas	7,488
Pensacola, Escambia	7,224
Fort Myers, Lee	6,836
Bradenton, Manatee	6,459
Ocala, Marion	5,402
Lake Worth, Palm Beach	5,222
Boca Raton, Palm Beach	5,165
Tallahassee, Leon	4,913
Sarasota, Sarasota	4,680
Lakeland, Polk	4,609
Miramar, Broward	4,072
Cape Coral, Lee	3,862
Clearwater, Pinellas	3,578
Port Saint Lucie, St. Lucie	3,523
Miami Gardens, Dade	3,493
Miami Beach, Dade	3,466
Gainesville, Alachua	3,442
Lehigh Acres, Lee	3,374
Boynton Beach, Palm Beach	3,357
Winter Haven, Polk	2,935
Panama City, Bay	2,907
Lake City, Columbia	2,800
Coral Springs, Broward	2,792
Delray Beach, Palm Beach	2,573
Opa Locka, Dade	2,313
Davie, Broward	2,286
Sunrise, Broward	2,255
Milton, Santa Rosa	2,249
Doral, Dade	2,209
Brandon, Hillsborough	2,174
Fort Pierce, St. Lucie	2,161
Immokalee, Collier	2,150
Riverview, Hillsborough	2,085
Plant City, Hillsborough	2,058
Apopka, Orange	2,022
Saint Augustine, St. Johns	1,977
Missing, Broward	1,957
Largo, Pinellas	1,892
North Miami Beach, Dade	1,878
Stuart, Martin	1,857
Melbourne, Brevard	1,843
Vero Beach, Indian River	1,796
Deerfield Beach, Broward	1,787
Daytona Beach, Volusia	1,781
Tamarac, Broward	1,771
Sanford, Seminole	1,759
Plantation, Broward	1,734

COVID-19: characteristics of 545,040 Florida resident cases

Data through Aug 11, 2020 verified as of Aug 12, 2020 at 09:25 AM

Data in this report are provisional and subject to change.

The table below includes the cities and counties of residence for cases in Florida residents based on the patient's ZIP Code.

Note that city is not always received as part of the initial notification and may be missing while the case is being investigated.

City and county	Cases
Jupiter, Palm Beach	1,725
Live Oak, Suwannee	1,635
New Port Richey, Pasco	1,627
Saint Cloud, Osceola	1,617
Orange Park, Clay	1,578
Deltona, Volusia	1,521
Lake Worth Beach, Palm Beach	1,451
Margate, Broward	1,426
Clermont, Lake	1,378
Palmetto, Manatee	1,374
Miami Lakes, Dade	1,372
Weston, Broward	1,344
Fort Walton Beach, Okaloosa	1,294
Palm Bay, Brevard	1,290
Deland, Volusia	1,287
North Lauderdale, Broward	1,278
Coconut Creek, Broward	1,236
Palm Beach Gardens, Palm Beach	1,228
Winter Garden, Orange	1,211
Arcadia, Desoto	1,210
Hallandale, Broward	1,209
Altamonte Springs, Seminole	1,196
Haines City, Polk	1,196
Winter Park, Orange	1,173
Davenport, Polk	1,172
Spring Hill, Hernando	1,141
Port Charlotte, Charlotte	1,135
Oviedo, Seminole	1,117
Ocoee, Orange	1,117
Coral Gables, Dade	1,116
Bonita Springs, Lee	1,092
Royal Palm Beach, Palm Beach	1,068
Okeechobee, Okeechobee	1,019
North Miami, Dade	1,016
Land O Lakes, Pasco	1,013
Palm Harbor, Pinellas	1,008
Oakland Park, Broward	1,007
Quincy, Gadsden	1,006
Wellington, Palm Beach	1,003
Wesley Chapel, Pasco	995
Missing, Dade	967
Pinellas Park, Pinellas	948
Clewiston, Hendry	945
Ruskin, Hillsborough	931
Indiantown, Martin	927
Perry, Taylor	916
Punta Gorda, Charlotte	895
Valrico, Hillsborough	892
Lutz, Hillsborough	888
Pembroke Pines, Broward	876
Longwood, Seminole	871
Florida City, Dade	865
Century, Escambia	859
Belle Glade, Palm Beach	850
Seminole, Pinellas	850
Missing, Palm Beach	822
Palm Coast, Flagler	805
Leesburg, Lake	800
Wimauma, Hillsborough	780

COVID-19: characteristics of 545,040 Florida resident cases

Data through Aug 11, 2020 verified as of Aug 12, 2020 at 09:25 AM

Data in this report are provisional and subject to change.

The table below includes the cities and counties of residence for cases in Florida residents based on the patient's ZIP Code. Note that city is not always received as part of the initial notification and may be missing while the case is being investigated.

City and county	Cases
Palatka, Putnam	764
Casselberry, Seminole	738
Windermere, Orange	735
Bartow, Polk	734
Key West, Monroe	727
Ormond Beach, Volusia	726
Crestview, Okaloosa	719
Middleburg, Clay	718
North Port, Sarasota	717
Lynn Haven, Bay	715
Jacksonville Beach, Duval	709
Brooksville, Hernando	704
Chipley, Washington	700
Graceville, Jackson	700
Cocoa, Brevard	694
Cantonment, Escambia	685
Kissimmee, Polk	675
Auburndale, Polk	664
Sebring, Highlands	644
Lake Mary, Seminole	641
Aventura, Dade	637
Tavares, Lake	630
North Fort Myers, Lee	620
Zephyrhills, Pasco	619
Dade City, Pasco	616
Crawfordville, Wakulla	615
Sanderson, Baker	615
Hudson, Pasco	604
Labelle, Hendry	590
Gulf Breeze, Santa Rosa	587
Port Richey, Pasco	586
Loxahatchee, Palm Beach	586
Panama City Beach, Bay	585
Carol City, Dade	585
Lake Wales, Polk	558
Port Orange, Volusia	553
Winter Springs, Seminole	553
Tarpon Springs, Pinellas	552
Riviera Beach, Palm Beach	534
Seffner, Hillsborough	528
Venice, Sarasota	528
Mulberry, Polk	527
Maitland, Orange	522
Marianna, Jackson	516
Cooper City, Broward	503
Saint Johns, St. Johns	502
Sarasota, Manatee	499
Destin, Okaloosa	498
Orange City, Volusia	497
Holiday, Pasco	486
Navarre, Santa Rosa	484
Ponte Vedra Beach, St. Johns	478
Avon Park, Highlands	472
Santa Rosa Beach, Walton	462
South Bay, Palm Beach	461
Fernandina Beach, Nassau	460
Defuniak Springs, Walton	454
Missing, Collier	452
Merritt Island, Brevard	450

COVID-19: characteristics of 545,040 Florida resident cases

Data through Aug 11, 2020 verified as of Aug 12, 2020 at 09:25 AM

Data in this report are provisional and subject to change.

The table below includes the cities and counties of residence for cases in Florida residents based on the patient's ZIP Code.

Note that city is not always received as part of the initial notification and may be missing while the case is being investigated.

City and county	Cases
Dunedin, Pinellas	448
Wauchula, Hardee	443
Eustis, Lake	441
Dania, Broward	439
Titusville, Brevard	433
Green Cove Springs, Clay	433
The Villages, Sumter	433
Starke, Bradford	425
Madison, Madison	424
Jasper, Hamilton	418
Pahokee, Palm Beach	415
Fleming Island, Clay	413
Parrish, Manatee	413
Monticello, Jefferson	410
Gibsonton, Hillsborough	408
Dover, Hillsborough	408
Havana, Gadsden	404
Inverness, Citrus	401
Niceville, Okaloosa	399
Lantana, Palm Beach	396
Palm City, Martin	394
Rockledge, Brevard	393
South Miami, Dade	393
New Smyrna Beach, Volusia	392
Wewahitchka, Gulf	391
Odessa, Hillsborough	381
Bonifay, Holmes	380
Moore Haven, Glades	377
Estero, Lee	376
Fellsmere, Indian River	376
Groveland, Lake	375
Parkland, Broward	373
Key Biscayne, Dade	369
Pinecrest, Dade	365
Missing, Hillsborough	362
Mount Dora, Lake	359
Missing, Duval	353
Lake Butler, Union	350
Cross City, Dixie	349
Bristol, Liberty	336
Crescent City, Putnam	336
South Miami Heights, Dade	333
Lauderdale Lakes, Broward	333
Atlantic Beach, Duval	332
Carrabelle, Franklin	331
Blountstown, Calhoun	327
Debary, Volusia	324
Polk City, Polk	323
Oldsmar, Pinellas	317
Lauderhill, Broward	313
Pace, Santa Rosa	310
Crossings, Dade	305
Missing, Orange	299
Lithia, Hillsborough	299
Hobe Sound, Martin	299
Palm Springs, Palm Beach	296
Sun City Center, Hillsborough	295
North Palm Beach, Palm Beach	292
Apollo Beach, Hillsborough	283

COVID-19: characteristics of 545,040 Florida resident cases

Data through Aug 11, 2020 verified as of Aug 12, 2020 at 09:25 AM

Data in this report are provisional and subject to change.

The table below includes the cities and counties of residence for cases in Florida residents based on the patient's ZIP Code.

Note that city is not always received as part of the initial notification and may be missing while the case is being investigated.

City and county	Cases
Missing, Pasco	279
Frostproof, Polk	279
Summerfield, Marion	271
Macclenny, Baker	270
Cutler Ridge, Dade	267
Alachua, Alachua	266
Missing, Santa Rosa	265
Wilton Manors, Broward	265
El Portal, Dade	260
Yulee, Nassau	259
Sebastian, Indian River	250
Missing, St. Lucie	248
Ellenton, Manatee	246
Bowling Green, Hardee	246
Missing, Polk	244
Bushnell, Sumter	243
Fort Meade, Polk	242
Missing, St. Johns	242
Missing, Hendry	241
Everglades National Park, Dade	241
Ponte Vedra, St. Johns	240
Biscayne Park, Dade	234
Bellevue, Marion	233
Wildwood, Sumter	231
Williston, Levy	231
Crystal River, Citrus	230
Kendall, Dade	230
Safety Harbor, Pinellas	229
Trenton, Gilchrist	229
Chattahoochee, Gadsden	228
Sneads, Jackson	224
Lake Placid, Highlands	220
Palmetto Bay, Dade	216
Port Saint Joe, Gulf	208
Homosassa, Citrus	206
Key Largo, Monroe	204
Dunnellon, Marion	204
Mary Esther, Okaloosa	201
Chiefland, Levy	199
Coconut Grove, Dade	198
Jensen Beach, Martin	196
Callahan, Nassau	196
Coral, Dade	195
Lady Lake, Lake	188
Newberry, Alachua	187
Shalimar, Okaloosa	186
Old Town, Dixie	185
Missing, Citrus	184
Missing, Marion	182
Mascotte, Lake	182
Edgewater, Volusia	180
Missing, Volusia	179
Missing, Hardee	178
Mayo, Lafayette	178
Missing, Madison	174
Marathon, Monroe	166
Thonotosassa, Hillsborough	165
Uleta, Dade	165
Missing, Osceola	164

COVID-19: characteristics of 545,040 Florida resident cases

Data through Aug 11, 2020 verified as of Aug 12, 2020 at 09:25 AM

Data in this report are provisional and subject to change.

The table below includes the cities and counties of residence for cases in Florida residents based on the patient's ZIP Code.

Note that city is not always received as part of the initial notification and may be missing while the case is being investigated.

City and county	Cases
Jacksonville, St. Johns	163
Freeport, Walton	163
Lake Alfred, Polk	162
Southwest Ranches, Broward	162
Lecanto, Citrus	160
Missing, Brevard	158
Missing, Hernando	157
Minneola, Lake	149
Satellite Beach, Brevard	146
Missing, Desoto	144
Missing, Highlands	144
Pierson, Volusia	143
West Melbourne, Brevard	142
Missing, Seminole	141
Neptune Beach, Duval	140
Marco Island, Collier	139
Spring Hill, Pasco	138
Citra, Marion	138
Myakka City, Manatee	137
Nokomis, Sarasota	137
Bronson, Levy	135
Cocoa Beach, Brevard	135
Hilliard, Nassau	134
Midway, Gadsden	133
Sorrento, Lake	131
Clearwater Beach, Pinellas	131
Missing, Martin	129
Lake Park, Palm Beach	129
Beverly Hills, Citrus	129
Jennings, Hamilton	129
Englewood, Charlotte	127
Missing, Monroe	126
Medley, Dade	126
Gulfport, Pinellas	124
Missing, Indian River	124
Malone, Jackson	123
Golden Beach, Dade	121
Tavernier, Monroe	120
Holly Hill, Volusia	119
De Leon Springs, Volusia	119
Missing, Pinellas	118
Fort White, Columbia	117
Bell, Gilchrist	112
Miramar Beach, Walton	112
Molino, Escambia	111
Bunnell, Flagler	109
Kenneth City, Pinellas	108
Jay, Santa Rosa	108
Missing, Nassau	107
High Springs, Alachua	106
Palm Beach, Palm Beach	105
Coleman, Sumter	104
Zolfo Springs, Hardee	104
Indialantic, Brevard	103
Fruitland Park, Lake	103
Alva, Lee	102
Sweetwater, Dade	102
Umatilla, Lake	100
Missing, Lee	100

COVID-19: characteristics of 545,040 Florida resident cases

Data through Aug 11, 2020 verified as of Aug 12, 2020 at 09:25 AM

Data in this report are provisional and subject to change.

The table below includes the cities and counties of residence for cases in Florida residents based on the patient's ZIP Code.

Note that city is not always received as part of the initial notification and may be missing while the case is being investigated.

City and county	Cases
Hernando, Citrus	98
Dunnellon, Citrus	96
Glen Saint Mary, Baker	96
Englewood, Sarasota	96
Gretna, Gadsden	95
Missing, Sarasota	94
Missing, Unknown	94
Cottondale, Jackson	91
East Palatka, Putnam	91
Flagler Beach, Flagler	90
Missing, Okaloosa	90
Keystone Heights, Clay	89
Fisher Island, Dade	88
Tequesta, Palm Beach	88
Trinity, Pasco	87
Missing, Clay	85
Oxford, Sumter	84
Missing, Gulf	84
Missing, Flagler	83
Missing, Jackson	83
Eagle Lake, Polk	82
Gotha, Orange	81
South Daytona, Volusia	81
Montverde, Lake	81
Silver Springs, Marion	80
Missing, Lake	79
Missing, Leon	79
Youngstown, Bay	79
Chuluota, Seminole	78
Reddick, Marion	78
Rotunda West, Charlotte	77
Archer, Alachua	77
Greenwood, Jackson	76
Weeki Wachee, Hernando	76
Cape Canaveral, Brevard	76
Hawthorne, Alachua	75
Branford, Suwannee	73
Dundee, Polk	73
Osprey, Sarasota	73
Baker, Okaloosa	73
Mims, Brevard	71
Geneva, Seminole	71
Webster, Sumter	71
Altha, Calhoun	70
White Springs, Hamilton	70
Missing, Washington	69
Hastings, St. Johns	68
Interlachen, Putnam	68
Lake Panasoffkee, Sumter	68
Ocklawaha, Marion	67
Fort Myers Beach, Lee	67
Zellwood, Orange	67
Avon Park, Polk	66
Vernon, Washington	66
Missing, Levy	66
Southport, Bay	65
O Brien, Suwannee	64
Satsuma, Putnam	64
Pomona Park, Putnam	63

COVID-19: characteristics of 545,040 Florida resident cases

Data through Aug 11, 2020 verified as of Aug 12, 2020 at 09:25 AM

Data in this report are provisional and subject to change.

The table below includes the cities and counties of residence for cases in Florida residents based on the patient's ZIP Code.

Note that city is not always received as part of the initial notification and may be missing while the case is being investigated.

City and county	Cases
Melbourne Beach, Brevard	63
Missing, Manatee	62
West Miami, Dade	62
Missing, Wakulla	62
Ave Maria, Collier	62
Missing, Baker	62
Belle Isle, Orange	61
Missing, Gadsden	60
Missing, Escambia	60
Greenville, Madison	60
Oakland, Orange	60
South Pasadena, Pinellas	59
Apalachicola, Franklin	59
Raiford, Union	58
Indian Rocks Beach, Pinellas	56
Floral City, Citrus	56
Missing, Okeechobee	55
Missing, Calhoun	54
Islamorada, Monroe	54
Grand Island, Lake	53
Surfside, Dade	52
San Antonio, Pasco	52
Mcdavid, Escambia	51
Lakewood Ranch, Manatee	51
Indian Harbour Beach, Brevard	51
Missing, Walton	50
Lawtey, Bradford	50
Missing, Sumter	49
Bal Harbour, Dade	49
Seville, Volusia	49
Greenacres, Palm Beach	48
Mcalpin, Suwannee	47
Viera, Brevard	47
Grand Ridge, Jackson	47
Fountain, Bay	46
Atlantis, Palm Beach	46
Lee, Madison	46
Poinciana, Polk	44
Alford, Jackson	43
Elkton, St. Johns	43
Missing, Holmes	43
Stock Island, Monroe	41
Wellborn, Suwannee	41
Melrose, Putnam	41
Sanibel, Lee	40
Astatula, Lake	40
Lake Hamilton, Polk	40
Morrison, Levy	39
Missing, Taylor	39
Bay Harbor Islands, Dade	39
Westville, Holmes	38
Citrus Springs, Citrus	38
Christmas, Orange	37
Celebration, Osceola	37
Anthony, Marion	37
Center Hill, Sumter	37
Ponce De Leon, Holmes	37
Weirsdale, Marion	36
Juno Beach, Palm Beach	36

COVID-19: characteristics of 545,040 Florida resident cases

Data through Aug 11, 2020 verified as of Aug 12, 2020 at 09:25 AM

Data in this report are provisional and subject to change.

The table below includes the cities and counties of residence for cases in Florida residents based on the patient's ZIP Code.

Note that city is not always received as part of the initial notification and may be missing while the case is being investigated.

City and county	Cases
Babson Park, Polk	36
Princeton, Dade	36
Howey-In-The-Hills, Lake	35
Welaka, Putnam	35
Missing, Gilchrist	35
Micanopy, Alachua	35
Valparaiso, Okaloosa	34
Summerland Key, Monroe	34
Malabar, Brevard	34
Hosford, Liberty	34
Lauderdale By The Sea, Broward	34
Inlet Beach, Walton	34
Missing, Liberty	34
Laurel Hill, Okaloosa	33
Mangonia Park, Palm Beach	33
Bryceville, Nassau	33
Missing, Bay	32
Bokeelia, Lee	32
Belleair, Pinellas	32
Cutler Bay, Dade	32
Steinhatchee, Taylor	32
Lake Helen, Volusia	32
Singer Island, Palm Beach	31
Osteen, Volusia	31
Hallandale Beach, Broward	31
Florida State University, Leon	30
Missing, Suwannee	30
Missing, Bradford	29
Fern Park, Seminole	29
San Mateo, Putnam	29
Missing, Jefferson	29
Madeira Beach, Pinellas	29
Canal Point, Palm Beach	28
Greensboro, Gadsden	28
Sumterville, Sumter	28
Naranja, Dade	27
Destin, Walton	27
Hypoluxo, Palm Beach	27
Lady Lake, Sumter	27
Caryville, Washington	27
Eastpoint, Franklin	26
Missing, Charlotte	26
Big Pine Key, Monroe	26
Yalaha, Lake	25
Felda, Hendry	25
Unknown, Orange	25
Patrick Air Force Base, Brevard	25
Edgewood, Orange	24
Bradenton Beach, Manatee	24
The Villages, Lake	24
Saint James City, Lee	24
Astor, Lake	24
Eglin Air Force Base, Okaloosa	24
Holt, Okaloosa	23
Missing, Dixie	23
Haverhill, Palm Beach	23
Belleair Beach, Pinellas	23
Ochopee, Collier	23
Jupiter, Martin	22

COVID-19: characteristics of 545,040 Florida resident cases

Data through Aug 11, 2020 verified as of Aug 12, 2020 at 09:25 AM

Data in this report are provisional and subject to change.

The table below includes the cities and counties of residence for cases in Florida residents based on the patient's ZIP Code.

Note that city is not always received as part of the initial notification and may be missing while the case is being investigated.

City and county	Cases
Florida Dept Of Corrections, Union	22
Odessa, Pasco	22
Sunny Isles Beach, Dade	22
Grant-Valkaria, Brevard	21
Longboat Key, Manatee	21
Campbellton, Jackson	21
Panacea, Wakulla	21
Oak Hill, Volusia	21
Sopchoppy, Wakulla	20
Clarksville, Calhoun	20
Paisley, Lake	20
Altoona, Lake	20
Kindred, Osceola	19
Temple Terrace, Hillsborough	19
Baldwin, Duval	19
Crystal Beach, Pinellas	19
Fort McCoy, Marion	19
Kissimmee, Orange	18
Brooker, Bradford	18
Alafaya, Orange	18
Missing, Union	18
Ponce Inlet, Volusia	18
Hialeah Gardens, Dade	18
Miami Springs, Dade	18
Waldo, Alachua	18
Callaway, Bay	18
Placida, Charlotte	18
Georgetown, Putnam	17
Lamont, Jefferson	17
Pinetta, Madison	16
Tice, Lee	16
Fruit Cove, St. Johns	16
Waverly, Polk	16
Air Mail Facility, Dade	15
North Bay Village, Dade	15
Holmes Beach, Manatee	15
Inglis, Levy	15
Ona, Hardee	14
Missing, Franklin	14
Village Of Palmetto Bay, Dade	14
Tierra Verde, Pinellas	14
Florahome, Putnam	14
Dinsmore, Duval	14
Carrollwood, Hillsborough	14
Okahumpka, Lake	14
Miami Shores, Dade	14
Matlacha, Lee	13
Lighthouse Point, Broward	13
West Park, Broward	13
Santa Fe, Alachua	13
Hollister, Putnam	13
Walnut Hill, Escambia	13
Fort Denaud, Hendry	12
Nocatee, Desoto	12
Terra Ceia, Manatee	12
Goulds, Dade	12
Eaton Park, Polk	12
Bascom, Jackson	12
Harmony, Osceola	12

COVID-19: characteristics of 545,040 Florida resident cases

Data through Aug 11, 2020 verified as of Aug 12, 2020 at 09:25 AM

Data in this report are provisional and subject to change.

The table below includes the cities and counties of residence for cases in Florida residents based on the patient's ZIP Code.

Note that city is not always received as part of the initial notification and may be missing while the case is being investigated.

City and county	Cases
Barefoot Bay, Brevard	12
Palm Shores, Brevard	12
Winter Park, Seminole	12
Unknown, Dade	11
Mexico Beach, Bay	11
Sebastian, Brevard	11
Saint Pete Beach, Pinellas	11
Bay Pines, Pinellas	11
Missing, Glades	11
Intercession City, Osceola	11
North Redington Beach, Pinellas	11
Sun City, Hillsborough	11
Dania Beach, Broward	11
Hiawassee, Orange	10
Bayonet Point, Pasco	10
Ocean Ridge, Palm Beach	10
Heathrow, Seminole	10
Balm, Hillsborough	10
Lake Suzy, Desoto	10
Missing, Lafayette	10
Miami, Unknown	10
Bellview, Escambia	10
Palmdale, Glades	10
Labelle, Glades	10
Hampton, Bradford	10
Tyndall Air Force Base, Bay	9
Highland Beach, Palm Beach	9
Kinard, Calhoun	9
Bagdad, Santa Rosa	9
La Crosse, Alachua	9
Highland City, Polk	9
Lorida, Highlands	9
Treasure Island, Pinellas	9
Orange Lake, Marion	8
Homosassa Springs, Citrus	8
Hernando Beach, Hernando	8
Key Colony Beach, Monroe	8
Wabasso, Indian River	8
Missing, Alachua	8
Tioga, Alachua	8
Cedar Key, Levy	8
Dowling Park, Suwannee	8
Lutz, Pasco	8
Kathleen, Polk	8
Pensacola Beach, Santa Rosa	8
Reunion, Osceola	8
Sydney, Hillsborough	7
Bradley, Polk	7
Tangerine, Orange	7
Buena Ventura Lakes, Osceola	7
Kenansville, Osceola	7
Venus, Highlands	7
Wahneta, Polk	7
Eloise, Polk	7
Enterprise, Volusia	7
Gonzalez, Escambia	7
Aloma, Orange	7
Pasadena, Pinellas	6
Goodland, Collier	6

COVID-19: characteristics of 545,040 Florida resident cases

Data through Aug 11, 2020 verified as of Aug 12, 2020 at 09:25 AM

Data in this report are provisional and subject to change.

The table below includes the cities and counties of residence for cases in Florida residents based on the patient's ZIP Code.

Note that city is not always received as part of the initial notification and may be missing while the case is being investigated.

City and county	Cases
Missing, Putnam	6
North Venice, Sarasota	6
Jacksonville, Unknown	6
Quail Heights, Dade	6
Ridge Manor, Pasco	6
Maitland, Seminole	6
Azalea Park, Orange	6
Palma Sola, Manatee	6
Paxton, Walton	6
Penney Farms, Clay	5
Murdock, Charlotte	5
Woodville, Leon	5
Long Boat Key, Manatee	5
Missing, Columbia	5
Cloud Lake, Palm Beach	5
Ebro, Washington	5
Crystal Springs, Pasco	5
Hialeah, Unknown	5
Long Key, Monroe	5
Sparr, Marion	5
Ponce De Leon, Walton	5
Ferndale, Lake	5
Lockhart, Orange	5
Lowell, Marion	5
Hallandle Beach, Broward	5
Pembroke Park, Broward	5
Mango, Hillsborough	5
Shady Grove, Taylor	5
Perdido Key, Escambia	5
Nichols, Polk	5
University Of Miami, Dade	5
Altamonte Springs, Orange	5
Leisure City, Dade	5
Perrine, Dade	5
Village Of Wellington, Palm Beach	5
West Delray Beach, Palm Beach	5
Branford, Lafayette	5
Eatonville, Orange	5
Steinhatchee, Dixie	5
Rubonia, Manatee	5
PSI, Unknown	5
Centerville, Leon	5
Lacoochee, Pasco	5
Indian Lake Estates, Polk	5
Poinciana, Osceola	5
Lulu, Columbia	4
Ybor City, Hillsborough	4
Maxville, Duval	4
Gulf Hammock, Levy	4
Ft Pierce, St. Lucie	4
Tallevast, Manatee	4
Indian Creek Village, Dade	4
Lehigh, Lee	4
Orlando, Osceola	4
Nobleton, Hernando	4
Northdale, Hillsborough	4
Celebration, Orange	4
Durant, Hillsborough	4
South Palm Beach, Palm Beach	4

COVID-19: characteristics of 545,040 Florida resident cases

Data through Aug 11, 2020 verified as of Aug 12, 2020 at 09:25 AM

Data in this report are provisional and subject to change.

The table below includes the cities and counties of residence for cases in Florida residents based on the patient's ZIP Code.

Note that city is not always received as part of the initial notification and may be missing while the case is being investigated.

City and county	Cases
Oneco, Manatee	4
Hollywood, Unknown	4
Gulf Stream, Palm Beach	4
City Of Sunrise, Broward	4
Sewalls Point, Martin	4
Mayport, Duval	4
Parker, Bay	4
Hollywood, Dade	4
Buckingham, Lee	4
Boca Grande, Lee	4
Little Torch Key, Monroe	4
Micco, Brevard	4
Fort Lauderdale, Unknown	4
Saint Lucie West, St. Lucie	4
Siesta Key, Sarasota	4
Trilby, Pasco	4
Homeland, Polk	4
Cudjoe Key, Monroe	4
Davenport, Osceola	4
Bonifay, Washington	4
Lake City, Suwannee	4
Yankeetown, Levy	4
Plymouth, Orange	4
Telogia, Liberty	3
Green Acres, Palm Beach	3
Champions Gate, Polk	3
Alturas, Polk	3
Fort Ogden, Desoto	3
Forest City, Orange	3
Cottdonale, Washington	3
Duette, Manatee	3
East Lake, Marion	3
Bayshore Gardens, Manatee	3
Anna Maria, Manatee	3
Horseshoe Beach, Dixie	3
Port Salerno, Martin	3
Missing, Hamilton	3
University Park, Manatee	3
Unknown, Broward	3
Orlando, Unknown	3
Captiva, Lee	3
Belleair Bluffs, Pinellas	3
Lynbrook, Broward	3
Lake Monroe, Seminole	3
Laud-By-The-Sea, Broward	3
Indian Shores, Pinellas	3
Lake Como, Putnam	3
Candler, Marion	3
Cortez, Manatee	3
Graceville, Holmes	3
Pine Hills, Orange	3
Braden River, Manatee	3
Fanning Springs, Gilchrist	3
Elfers, Pasco	3
Fpo, Duval	3
Indian River Shores, Indian River	3
International Service Center, Dade	3
Mayport Naval Housing, Duval	3
Miromar Lakes, Lee	3

COVID-19: characteristics of 545,040 Florida resident cases

Data through Aug 11, 2020 verified as of Aug 12, 2020 at 09:25 AM

Data in this report are provisional and subject to change.

The table below includes the cities and counties of residence for cases in Florida residents based on the patient's ZIP Code.

Note that city is not always received as part of the initial notification and may be missing while the case is being investigated.

City and county	Cases
Miami, Broward	3
Vernon, Bay	3
Virginia Gardens, Dade	3
Mount Plymouth, Lake	3
Westchase, Hillsborough	3
Lauderhill, Unknown	3
Point Washington, Walton	3
Port Saint John, Brevard	3
Saint Leo, Pasco	3
Sand Lake, Orange	3
West Palm Beach, Unknown	3
Miami Gardens, Unknown	3
Pompano Beach, Unknown	3
Saint Marks, Wakulla	3
Lakeshore, Polk	3
Ozona, Pinellas	3
Pine Castle, Orange	3
White Springs, Columbia	2
Venice, Manatee	2
Unknown, Seminole	2
Unknown, Volusia	2
Sugarloaf, Monroe	2
Glenwood, Volusia	2
Gulf Breeze, Escambia	2
Cypress, Jackson	2
Clarcona, Orange	2
Deerfield Beach, Unknown	2
Miccosukee, Leon	2
Milligan, Okaloosa	2
Lamont, Taylor	2
Earleton, Alachua	2
Clewiston, Palm Beach	2
Bayou George, Bay	2
Sorrento, Orange	2
San Carlos Park, Lee	2
Shady Hills, Pasco	2
Miramar, Dade	2
Mesa, Unknown	2
Longboat Key, Sarasota	2
Ormond Beach, Flagler	2
Morriston, Marion	2
University Of Tampa, Hillsborough	2
Unknown Out Of Area, Palm Beach	2
Roseland, Indian River	2
Lake Butler, Bradford	2
Miami, Martin	2
Miramar, Unknown	2
Jonesville, Alachua	2
Mcintosh, Marion	2
El Jobean, Charlotte	2
Basinger, Okeechobee	2
Dade City, Hernando	2
Fort Lauderdale, Dade	2
New Smyrna, Volusia	2
Oakland Park, Unknown	2
Palma Ceia, Hillsborough	2
Wakulla Springs, Wakulla	2
Union Park, Orange	2
Samoset, Manatee	2

COVID-19: characteristics of 545,040 Florida resident cases

Data through Aug 11, 2020 verified as of Aug 12, 2020 at 09:25 AM

Data in this report are provisional and subject to change.

The table below includes the cities and counties of residence for cases in Florida residents based on the patient's ZIP Code.

Note that city is not always received as part of the initial notification and may be missing while the case is being investigated.

City and county	Cases
Holder, Citrus	2
Oklawaha, Marion	2
Manalapan, Palm Beach	2
Laurel, Sarasota	2
Orlando, Seminole	2
Tampa, Pinellas	2
Sunny Hills, Washington	2
Switzerland, St. Johns	2
White City, Gulf	2
Unknown, Palm Beach	2
Watersound, Walton	2
Grandin, Putnam	2
Inlet Beach, Bay	2
Jensen Beach, St. Lucie	2
Loxahatchee Groves, Palm Beach	2
Apopka, Seminole	2
Archer, Levy	2
Hallandale Beach, Unknown	2
Hawthorne, Putnam	2
Fairfield, Marion	2
Ponte Vedra, Duval	2
Port Charlotte, Unknown	2
River Ranch, Polk	2
Ramrod Key, Monroe	2
Palm Beach Shores, Palm Beach	2
Port Saint Lucie, Martin	2
The Villages, Marion	2
Trenton, Levy	2
Valkaria, Brevard	2
West Bradenton, Manatee	2
Madison, Unknown	2
Margate, Unknown	2
Redington Beach, Pinellas	2
Redington Shores, Pinellas	2
Town N Country, Hillsborough	2
Lealman, Pinellas	2
Gibsonia, Polk	2
Everglades City, Collier	2
Fort Charlotte, Charlotte	2
Destin, Unknown	2
Daytona Beach Shores, Volusia	2
Chokoloskee, Collier	2
Goldenrod, Seminole	2
Lake Harbor, Palm Beach	2
Loughman, Polk	2
Westlake, Palm Beach	2
Scottsmoor, Brevard	2
Orlando, Brevard	2
Palm Coast, Orange	1
Opa Locka, Unknown	1
Orange, Orange	1
Port Charlotte Fl, Unknown	1
Rosemary Beach, Bay	1
Saint Cloud, Orange	1
Saint Petersburg, Dade	1
San Pedro Sula, Dade	1
Wimauma, Manatee	1
Turmero, Dade	1
Seminole, Orange	1

COVID-19: characteristics of 545,040 Florida resident cases

Data through Aug 11, 2020 verified as of Aug 12, 2020 at 09:25 AM

Data in this report are provisional and subject to change.

The table below includes the cities and counties of residence for cases in Florida residents based on the patient's ZIP Code. Note that city is not always received as part of the initial notification and may be missing while the case is being investigated.

City and county	Cases
Tampa, Dade	1
Miami Granders, Dade	1
Los Angeles, Polk	1
Lanark Village, Franklin	1
Grand Island, Unknown	1
Hialean, Unknown	1
Holt, Unknown	1
Bostwick, Putnam	1
Brewton, Escambia	1
Cosselberry, Orange	1
Crestview, Dade	1
Darien, Pasco	1
999999, Okaloosa	1
Bartow, Unknown	1
Caryville, Holmes	1
Cassadaga, Volusia	1
Fort Myers, Seminole	1
Fwb, Unknown	1
Gastonia, Polk	1
Deltona , Volusia	1
Eustic, Unknown	1
Everett, Dade	1
Apopka, Unknown	1
Alligator Point, Wakulla	1
Amelia City, Nassau	1
Bonita Springs, Collier	1
Ft Pierce, Unknown	1
Garland, Orange	1
Hallandate Ben, Unknown	1
Greenacres, Unknown	1
Hurlburt Field, Okaloosa	1
Homeless, Dade	1
Jacksonville, Dade	1
Tampa, Orange	1
South Fort Myers, Lee	1
Wewahitchka, Calhoun	1
University Of Central Fl, Orange	1
Unknown Out Of Area, Duval	1
Valrico, Orange	1
Mc Dade, Broward	1
Miamt, Dade	1
Mid Florida, Seminole	1
Longwood, Orange	1
Live Oak, Columbia	1
N/A, Duval	1
Nokomis, Palm Beach	1
Olrando, Orange	1
Palm City, Unknown	1
Ocala, Unknown	1
Ocean Breeze, Martin	1
Winterpark, Unknown	1
West Villages, Sarasota	1
Washington, Unknown	1
Wintergarden, Orange	1
Tallahassee, Unknown	1
Unkown, Seminole	1
South Miami, Unknown	1
Seven Springs, Pasco	1
Saint Augusaintine Beach, St. Johns	1

COVID-19: characteristics of 545,040 Florida resident cases

Data through Aug 11, 2020 verified as of Aug 12, 2020 at 09:25 AM

Data in this report are provisional and subject to change.

The table below includes the cities and counties of residence for cases in Florida residents based on the patient's ZIP Code.

Note that city is not always received as part of the initial notification and may be missing while the case is being investigated.

City and county	Cases
Port Everglades, Broward	1
Newark, Broward	1
Niceville, Walton	1
Mount Pleasant, Gadsden	1
Davenport, Orange	1
Boca Raton, Orange	1
Brooksville, Pasco	1
Middlesburg, Duval	1
Miami, Palm Beach	1
Jupiter, Duval	1
Lake Geneva, Clay	1
Immokalee, Lee	1
Jacksonville, Clay	1
Hispanic, St. Lucie	1
Kissimmee, Brevard	1
Fort Pierce, Martin	1
Fl, Dade	1
Florence Villa, Polk	1
Estero, Collier	1
Fellsmele, Brevard	1
Doctors Inlet, Clay	1
Dade City, Hillsborough	1
Clermont, Orange	1
Clermont, Polk	1
Celeste, Broward	1
Bay Lake, Orange	1
Beverly Beach, Flagler	1
99, Unknown	1
Aollywoss, Dade	1
Unknown, Columbia	1
Tarpon Springs, Pasco	1
Tewksbury, Orange	1
Wesley Chapel, Alachua	1
Weston, Dade	1
Tampa Palms, Hillsborough	1
South Daytona Beach, Volusia	1
San Antonio, Unknown	1
Miamf, Dade	1
Olustee, Baker	1
Opalocka, Dade	1
Okeechobee, St. Lucie	1
Pine Ridge, Citrus	1
Indian Rock Beach, Pinellas	1
Hillsboro Beach, Broward	1
Greenville, Taylor	1
Miamksaohes, Dade	1
Metter, Manatee	1
Mexico Beach, Gulf	1
Miami Dade, Unknown	1
Lauderdale Lakes, Unknown	1
Jupiter Inlet, Palm Beach	1
Fwb, Escambia	1
Graham, Bradford	1
Evinston, Alachua	1
Fellsmere, Brevard	1
Fernandina, Nassau	1
Cross Key, Monroe	1
Cypress Gardens, Polk	1
Salem, Taylor	1

COVID-19: characteristics of 545,040 Florida resident cases

Data through Aug 11, 2020 verified as of Aug 12, 2020 at 09:25 AM

Data in this report are provisional and subject to change.

The table below includes the cities and counties of residence for cases in Florida residents based on the patient's ZIP Code.

Note that city is not always received as part of the initial notification and may be missing while the case is being investigated.

City and county	Cases
St Cloud, Orange	1
Sarasota, Unknown	1
Seacrest, Walton	1
Twentynine Palms, Broward	1
Sunrise, Unknown	1
Suwannee, Dixie	1
Syracuse, Unknown	1
Unknown, Manatee	1
Windermere, Unknown	1
Orange Springs, Marion	1
Orlando, Manatee	1
Pinellas Park, Pasco	1
Pooler, Broward	1
Pennsacola, Escambia	1
Pensacola, Dade	1
Okeechobee, Martin	1
Okeechobi, Unknown	1
North Lauderdale, Unknown	1
North Miami, Palm Beach	1
North Port, Manatee	1
Xifamk, Dade	1
Franklin, Orange	1
Clearwater, Hillsborough	1
Apo, Collier	1
Big Torch Key, Monroe	1
Bonifay, Unknown	1
Arcadia, Unknown	1
Astor, Volusia	1
Austin, Dade	1
Litchfield Park, Unknown	1
Marathon Shores, Monroe	1
Mayport Naval Station, Duval	1
Lake Worth, Unknown	1
Laurel Hill, Walton	1
Haines City, Orange	1
Jena, Taylor	1
Seacrest, Bay	1
Stiamk, Dade	1
Sugarloaf Key, Monroe	1
Port St Luice, Unknown	1
Rices Landing, Dade	1
Pensacola Naval Hospital, Escambia	1
Mount Dora, Orange	1
New Church, Palm Beach	1
New Port Richey, Hillsborough	1
Pace, Escambia	1
Okeechobee, Highlands	1
Okeechobee, Unknown	1
Orange Park, Duval	1
Unknown, Duval	1
West Hollywood, Broward	1
Weston, Unknown	1
Williston, Marion	1
Winter Springs, Orange	1
Unk, Alachua	1
Watersound, Bay	1
Wtixrat, Dade	1
Yeehaw, Okeechobee	1
Mount Dora, Seminole	1

COVID-19: characteristics of 545,040 Florida resident cases

Data through Aug 11, 2020 verified as of Aug 12, 2020 at 09:25 AM

Data in this report are provisional and subject to change.

The table below includes the cities and counties of residence for cases in Florida residents based on the patient's ZIP Code.

Note that city is not always received as part of the initial notification and may be missing while the case is being investigated.

City and county	Cases
North Fort Myers, Charlotte	1
North Laud, Unknown	1
Monroe, Hillsborough	1
Oldsrav, Manatee	1
Lucedale, St. Lucie	1
Sharpes, Brevard	1
Sanford, Orange	1
Suntise, Dade	1
Unknown, Unknown	1
Unable To Obtain, Palm Beach	1
Punta Gorda, Unknown	1
Rivera Beach, Palm Beach	1
Panama City, Unknown	1
Perth Amboy, Hillsborough	1
Babcock Ranch, Charlotte	1
Alva, Escambia	1
Branford, Gilchrist	1
Champions Gate, Osceola	1
Brentwood, Citrus	1
Cape Haze, Charlotte	1
Davie, Unknown	1
Duck Key, Monroe	1
Hialeahgardens, Dade	1
Jacksonville, Nassau	1
Homossa, Orange	1
Hosford, Calhoun	1
Interlachen, Duval	1
Jacksonville Naval Air Station, Duval	1
Jacksonville Naval Hospital, Duval	1
Lakeland, Unknown	1
Jacksonville, Orange	1
Homeless, Hillsborough	1
Homeless, Pinellas	1
Hutchinson Island, St. Lucie	1
Miamc, Dade	1
Layton, Monroe	1
Lehigh Acers, Lee	1
Los Angeles, Dade	1
Deerfield, Broward	1
Coconut Ck, Unknown	1
Apollo Beach, Manatee	1
32428, Washington	1
Alpharetta, Broward	1
Hallandale, Unknown	1
Hoclywsod, Dade	1
Tamarac, Dade	1
Westville, Walton	1
Port Saint Lucie, Palm Beach	1
Rocky Point, Hillsborough	1
Rosemary Beach, Walton	1
Saint Johns, Duval	1
Salt Springs, Marion	1
Pass-A-Grille Beach, Pinellas	1
Pensacola Beach, Escambia	1
Pensacola, Unknown	1
Other, Dade	1
Orl, Osceola	1
Northport, Sarasota	1
New Port Richey, Unknown	1

COVID-19: characteristics of 545,040 Florida resident cases

Data through Aug 11, 2020 verified as of Aug 12, 2020 at 09:25 AM

Data in this report are provisional and subject to change.

The table below includes the cities and counties of residence for cases in Florida residents based on the patient's ZIP Code. Note that city is not always received as part of the initial notification and may be missing while the case is being investigated.

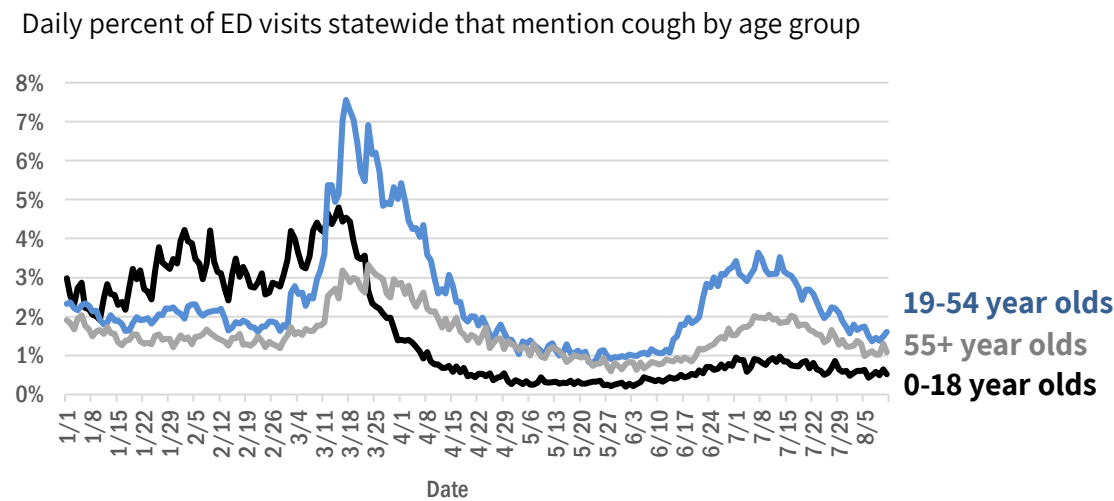
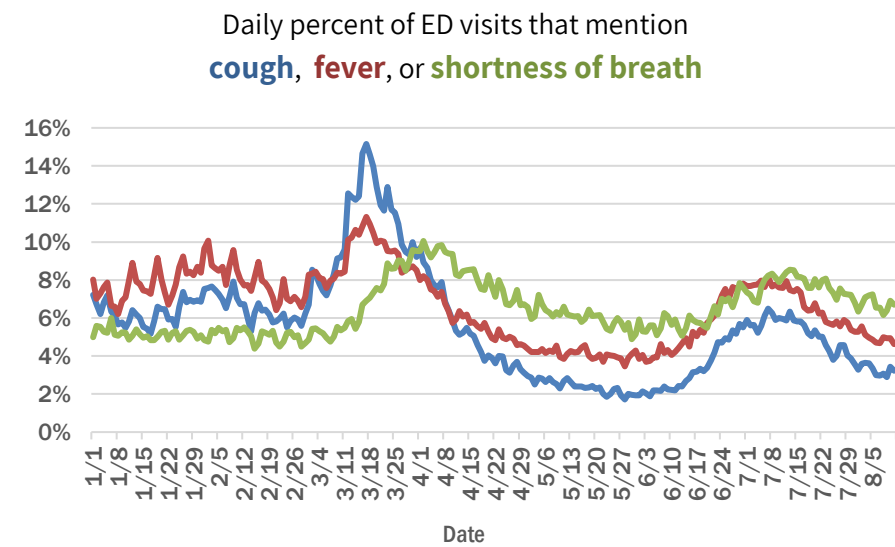
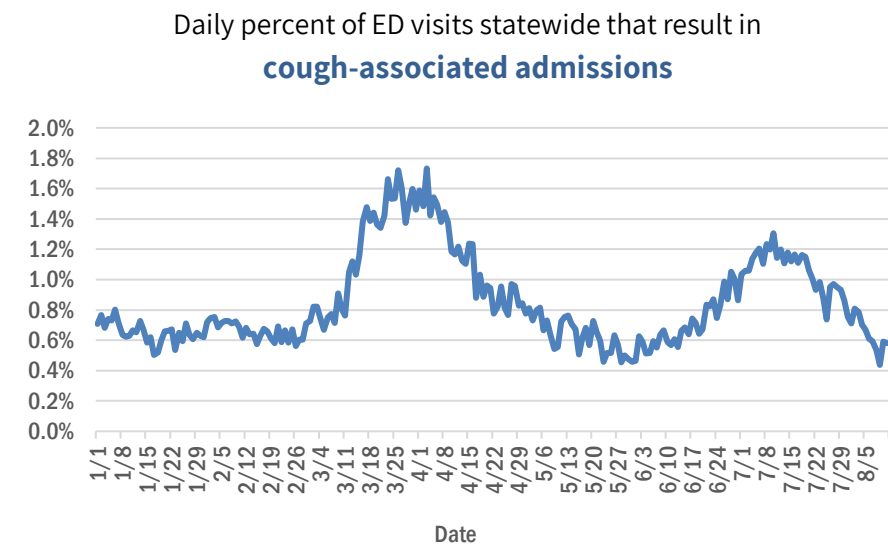
City and county	Cases
Total	545,040

COVID-19: additional surveillance information

Data through Aug 11, 2020 verified as of Aug 12, 2020 at 09:25 AM

Data in this report are provisional and subject to change.

Statewide emergency department (ED) chief complaint and admission data



The Electronic Surveillance System for the Early Notification of Community-Based Epidemics (ESSENCE-FL) includes chief complaint data from 211 of 212 Florida EDs. Data are transmitted electronically to ESSENCE-FL daily or hourly.

COVID-19: All persons with tests reported

Data through Aug 11, 2020 verified as of Aug 12, 2020 at 09:25 AM

Data in this report are provisional and subject to change.

The table below includes persons with laboratory results that the Department of Health has received electronically or by mail/fax for Florida residents and non-Florida residents.

County	Awaiting testing	Inconclusive	Negative	Positive	Percent positive	Total tested
Dade	329	1,797	569,436	139,271	20%	710,504
Broward	173	782	380,847	64,080	14%	445,709
Palm Beach	272	589	248,229	37,934	13%	286,752
Orange	449	287	244,735	32,341	12%	277,363
Hillsborough	197	478	215,040	33,198	13%	248,716
Duval	187	218	190,216	23,972	11%	214,406
Pinellas	15	144	157,389	18,217	10%	175,750
Lee	32	55	98,774	16,872	15%	115,701
Polk	64	102	84,790	14,812	15%	99,704
Manatee	11	60	77,056	9,468	11%	86,584
Brevard	15	57	78,746	6,248	7%	85,051
Volusia	73	111	67,269	8,129	11%	75,509
Sarasota	18	51	68,757	6,394	9%	75,202
Escambia	8	54	63,656	9,929	13%	73,639
Alachua	4	26	68,411	4,309	6%	72,746
Seminole	58	65	62,152	7,264	10%	69,481
Pasco	116	47	61,735	7,213	10%	68,995
Lake	112	89	60,900	5,291	8%	66,280
Osceola	117	126	55,202	9,936	15%	65,264
Collier	198	72	53,109	10,530	17%	63,711
Leon	26	117	56,188	5,150	8%	61,455
Marion	240	108	46,787	6,798	13%	53,693
St. Lucie	280	53	37,954	5,968	14%	43,975
St. Johns	46	32	37,989	3,774	9%	41,795
Clay	13	20	31,986	3,335	9%	35,341
Okaloosa	42	44	26,329	3,608	12%	29,981
Santa Rosa	21	37	25,110	4,053	14%	29,200
Indian River	53	13	24,945	2,574	9%	27,532
Bay	12	55	22,741	4,551	17%	27,347
Charlotte	11	32	24,360	2,297	9%	26,689
Martin	49	37	22,129	3,863	15%	26,029
Hernando	3	13	17,407	2,106	11%	19,526
Citrus	35	11	17,239	1,614	9%	18,864
Sumter	22	15	16,851	1,383	8%	18,249
Highlands	8	11	14,846	1,501	9%	16,358
Flagler	6	19	14,228	1,101	7%	15,348
Nassau	34	18	13,969	1,270	8%	15,257
Monroe	65	13	12,393	1,556	11%	13,962
Columbia	3	57	10,825	2,941	21%	13,823
Gadsden	6	41	11,266	1,964	15%	13,271
Putnam	2	16	11,673	1,550	12%	13,239
Jackson	5	13	10,078	1,953	16%	12,044
Walton	1	37	8,483	1,443	14%	9,963
Desoto	5	7	8,286	1,382	14%	9,675
Suwannee	3	41	6,742	1,919	22%	8,702
Hendry		18	6,675	1,814	21%	8,507
Wakulla	3	34	7,223	730	9%	7,987
Union		19	7,499	448	6%	7,966

COVID-19: All persons with tests reported

Data through Aug 11, 2020 verified as of Aug 12, 2020 at 09:25 AM

Data in this report are provisional and subject to change.

The table below includes persons with laboratory results that the Department of Health has received electronically or by mail/fax for Florida residents and non-Florida residents.

County	Awaiting testing	Inconclusive	Negative	Positive	Percent positive	Total tested
Okeechobee	2	14	5,615	1,081	16%	6,710
Levy	2	10	5,648	709	11%	6,367
Washington	15	21	5,420	887	14%	6,328
Hardee	1	16	5,301	992	16%	6,309
Unknown	2	31	5,424	703	11%	6,158
Baker	36	25	4,846	1,044	18%	5,915
Taylor	8	27	4,280	1,000	19%	5,307
Madison	1	10	4,433	732	14%	5,175
Gulf	4	5	4,278	695	14%	4,978
Hamilton	1	2	4,031	625	13%	4,658
Bradford	1	22	4,082	535	12%	4,639
Holmes	3	7	3,784	513	12%	4,304
Dixie	1	13	3,622	566	13%	4,201
Calhoun	1	16	3,640	482	12%	4,138
Franklin	2	6	3,490	433	11%	3,929
Gilchrist	4	7	3,341	380	10%	3,728
Liberty			2,703	407	13%	3,110
Jefferson	2	15	2,564	462	15%	3,041
Glades		1	727	408	36%	1,136
Lafayette	1	4	799	193	19%	996
Total	3,529	6,393	3,536,678	550,901	13%	4,093,972

COVID-19: testing by laboratory

Data through Aug 11, 2020 verified as of Aug 12, 2020 at 09:25 AM

Data in this report are provisional and subject to change.

The numbers in the table below represent the number for whom test results were received by the Department of Health. A person can be tested by more than one laboratory and can have both positive and negative results. **Therefore, the sum of the numbers in each column will be larger than the total number of people tested.**

Reporting lab	Inconclusive	Negative	Positive	Percent positive	Total
QUEST DIAGNOSTICS - TAMPA	5,663	681,761	99,423	13%	786,847
LABORATORY CORPORATION OF AMERICA	1,107	685,152	99,600	13%	785,859
BIO REFERENCE LABORATORIES, INC	5,474	461,657	92,070	16%	559,201
GENETWORX	662	390,628	32,850	8%	424,140
REALTOX LABS LLC	2,422	207,150	37,096	15%	246,668
CURATIVE_LABS	3,236	208,033	21,411	9%	232,680
NORTHWEST LABORATORY	217	115,719	5,955	5%	121,891
ADVENT HEALTH LAB	112	101,291	14,065	12%	115,468
MEDICAL DIAGNOSTIC LABORATORIES	780	80,440	11,446	12%	92,666
KORVALABS, INC	984	84,524	4,115	5%	89,623
ELABNETWORK	542	71,898	6,672	8%	79,112
BIOCOLLECTIONS WORLDWIDE, INC	326	58,052	9,489	14%	67,867
MAYO CLINIC LABORATORIES	131	60,500	6,428	10%	67,059
MAKO GENOMICS	2,871	50,366	9,715	15%	62,952
MEMORIAL REGIONAL HOSPITAL SOUTH	18	48,244	12,513	21%	60,775
QUEST DIAGNOSTICS NICHOLS INSTITUTE, INC.	227	51,440	6,850	12%	58,517
BAYCARE LABORATORIES LLC	299	51,185	5,345	9%	56,829
BPHL-JACKSONVILLE	13	43,333	8,060	16%	51,406
SACRED HEART HOSPITAL LABORATORY	2	44,015	5,547	11%	49,564
ORLANDO REG MED CENTER CLINICAL LAB	451	42,302	5,534	11%	48,287
DIATHERIX LABORATORIES		38,677	5,582	13%	44,259
TAMPA GENERAL HOSPITAL	4	38,421	3,032	7%	41,457
TESTING MATTERS INC		35,630	4,972	12%	40,602
UF PATHLABS	33	38,334	1,660	4%	40,027
BPHL-MIAMI	209	30,239	7,085	19%	37,533
VIRACOR-EUROFINS LABORATORIES		26,452	8,408	24%	34,860
ARUP LABORATORIES		32,418	2,346	7%	34,764
JACKSON MEMORIAL HOSPITAL CLINICAL LAB	79	26,762	6,586	20%	33,427
BPHL-TAMPA (SPECTRUM BLVD)	45	24,417	4,139	14%	28,601
SHANDS AT THE UNIVERSITY OF FLORIDA	151	24,573	1,399	5%	26,123
AIT LABORATORIES		23,337	2,760	11%	26,097
Florida_Hospital	30	20,200	3,315	14%	23,545
LAKELAND REGIONAL MEDICAL CENTER	70	20,409	2,474	11%	22,953
ST VINCENT'S MEDICAL CENTER - RIVERSIDE	1	19,965	2,439	11%	22,405
SUNPATH MEDICAL DIAGNOSTICS LABORATORY	107	16,998	3,096	15%	20,201
WALGREENS	10	15,818	2,608	14%	18,436
CAPE CORAL HOSPITAL CLINICAL LABORATORY		14,130	2,838	17%	16,968
BROWARD GENERAL MEDICAL CENTER-CLINICAL LAB	2	13,962	1,963	12%	15,927
NIZNIK LAB CORP	229	9,530	4,422	31%	14,181
SHANDS JACKSONVILLE MEDICAL CENTER INC	31	12,639	1,181	9%	13,851
BAPTIST MEDICAL CENTER JACKSONVILLE	1	12,879	893	6%	13,773
BAPTIST HOSPITAL OF MIAMI CLINICAL LABORATORY	16	11,200	2,512	18%	13,728
STATLAB_MOBILE	1	12,329	1,104	8%	13,434
CLEVELAND CLINIC HOSPITAL LAB	4	11,132	1,148	9%	12,284
FLORIDA HOSPITAL - TAMPA	5	11,074	1,140	9%	12,219
ADVENTHEALTH DAYTONA BEACH	20	11,081	943	8%	12,044
NAPLES COMMUNITY HOSPITAL	24	10,306	1,234	11%	11,564

COVID-19: testing by laboratory

Data through Aug 11, 2020 verified as of Aug 12, 2020 at 09:25 AM

Data in this report are provisional and subject to change.

The numbers in the table below represent the number for whom test results were received by the Department of Health. A person can be tested by more than one laboratory and can have both positive and negative results. **Therefore, the sum of the numbers in each column will be larger than the total number of people tested.**

Reporting lab	Inconclusive	Negative	Positive	Percent positive	Total
SARASOTA MEMORIAL HOSPITAL MAIN LAB	12	10,159	956	9%	11,127
ST JOSEPHS HOSPITAL LABORATORY	10	9,695	1,351	12%	11,056
PALMETTO GENERAL HOSPITAL LAB	3	8,244	2,652	24%	10,899
APPLIED INGENUITY DIAGNOSTICS LLC		10,186	680	6%	10,866
MOUNT SINAI MEDICAL CENTER	6	8,918	1,115	11%	10,039
MILLENNIUM PHYSICIAN GROUP		7,998	1,649	17%	9,647
INTEGRATED REGIONAL LABORATORIES LLP		7,812	1,482	16%	9,294
UNIVERSITY OF MIAMI HOSPITAL	9	7,625	1,593	17%	9,227
NORTH FLORIDA REGIONAL MEDICAL CENTER		8,175	883	10%	9,058
NICKLAUS CHILDREN'S HOSPITAL	27	7,155	1,776	20%	8,958
JFK MEDICAL CENTER LAB	1	7,418	1,464	16%	8,883
SAINT MARY'S MEDICAL CENTER	10	7,373	1,216	14%	8,599
MORTON PLANT HOSPITAL-ADLER INSTITUTE	7	7,863	649	8%	8,519
QUEST NEW ENGLAND	35	7,476	991	12%	8,502
ECCO LAB GROUP CO	271	6,243	1,977	23%	8,491
BRANDON REGIONAL HOSPITAL		6,970	1,328	16%	8,298
TALLAHASSEE MEMORIAL HOSPITAL	23	7,523	724	9%	8,270
JUPITER MEDICAL CENTER LAB	38	7,146	1,020	12%	8,204
LABCORP BURLINGTON (LPP)	3	7,801	361	4%	8,165
SOUTH MIAMI HOSPITAL LAB	10	6,958	1,095	14%	8,063
WELLINGTON REGIONAL MED CTR LAB	3	6,302	1,068	14%	7,373
FLORIDA HOSPITAL WATERMAN LABORATORY	15	6,678	544	8%	7,237
INDIAN RIVER MEDICAL CENTER LAB		6,692	449	6%	7,141
AKESOGEN		6,125	971	14%	7,096
REAL DIAGNOSTICS	77	6,449	465	7%	6,991
MEMORIAL REGIONAL HOSPITAL CLINICAL LABORATORY	8	6,397	503	7%	6,908
PANCARE OF FLORIDA INC		6,434	431	6%	6,865
LARKIN COMMUNITY HOSPITAL	10	5,509	1,046	16%	6,565
AEGIS SCIENCES CORPORATION	27	5,617	482	8%	6,126
BAPTIST HOSPITAL OF MIAMI MOLECULAR DIAGNOSTICS	54	5,200	789	13%	6,043
HOMESTEAD HOSPITAL CLINICAL LABORATORY	9	4,642	1,377	23%	6,028
DELRAY MEDICAL CENTER	2	5,287	695	12%	5,984
MEMORIAL HOSPITAL JACKSONVILLE	8	4,555	1,221	21%	5,784
ARNOLD PALMER MEDICAL CENTER CLINICAL LAB		5,602	176	3%	5,778
ST ANTHONY'S HOSPITAL LAB	10	5,037	690	12%	5,737
LEESBURG REGIONAL MEDICAL CENTER		5,043	631	11%	5,674
OSCEOLA REGIONAL MEDICAL CENTER	1	4,630	946	17%	5,577
WINTER HAVEN HOSPITAL CLINICAL LABORATORY	1	4,649	903	16%	5,553
WEST KENDALL BAPTIST HOSPITAL LABORATORY	3	4,342	1,188	21%	5,533
ST JOSEPHS HOSPITAL	7	4,412	677	13%	5,096
LARKIN COMMUNITY HOSPITAL INC DBA CARDIOTROPIC		2,145	2,914	58%	5,059
GOOD SAMARITAN MEDICAL CENTER LAB	1	4,177	856	17%	5,034
MARTIN HOSPITAL SOUTH LAB		4,745	269	5%	5,014
LAWNWOOD REGIONAL MEDICAL CENTER	1	4,142	827	17%	4,970

COVID-19: testing by laboratory

Data through Aug 11, 2020 verified as of Aug 12, 2020 at 09:25 AM

Data in this report are provisional and subject to change.

The numbers in the table below represent the number for whom test results were received by the Department of Health. A person can be tested by more than one laboratory and can have both positive and negative results. **Therefore, the sum of the numbers in each column will be larger than the total number of people tested.**

Reporting lab	Inconclusive	Negative	Positive	Percent positive	Total
MEASE COUNTRYSIDE LAB	1	4,445	491	10%	4,937
ORANGE PARK MEDICAL CENTER	8	3,791	1,034	21%	4,833
BAPTIST MEDICAL CENTER SOUTH		4,437	362	8%	4,799
QUEST DIAGNOSTICS NICHOLS INSTITUTE - SJC (ELR)	20	3,850	617	14%	4,487
HALIFAX MEDICAL CENTER LAB	16	3,792	628	14%	4,436
QUEST DIAGNOSTICS - WEST HILLS	17	4,210	182	4%	4,409
QUEST DIAGNOSTICS INFECTIOUS DISEASE INC	13	3,282	1,090	25%	4,385
GULF COAST MEDICAL CENTER MICROLAB		3,173	1,190	27%	4,363
FLORIDA HOSPITAL HEARTLAND MED CTR CLINICAL LAB	1	3,834	435	10%	4,270
WEST FLORIDA HOSPITAL LAB		3,309	942	22%	4,251
WESTSIDE REGIONAL MED CTR	2	3,372	858	20%	4,232
BAPTIST HOSPITAL LABORATORY	4	3,531	692	16%	4,227
BETHESDA HOSPITAL EAST		3,671	513	12%	4,184
MANATEE MEMORIAL HOSPITAL		3,669	449	11%	4,118
WEST BOCA MEDICAL CENTER LAB		3,658	458	11%	4,116
RUTGERS CLINICAL GENOMICS LABORATORY	8	3,899	181	4%	4,088
CORAL GABLES HOSPITAL CLINICAL LABORATORY		3,029	988	25%	4,017
FLORIDA HOSPITAL WESLEY CHAPEL	1	3,655	356	9%	4,012
AVENTURA HOSPITAL LAB		2,867	1,031	26%	3,898
MERCY HOSPITAL A CAMPUS OF PLANTATION GEN HOSP LAB	1	2,824	1,055	27%	3,880
NCH NORTH NAPLES HOSPITAL LAB	2	3,329	520	14%	3,851
OAK HILL HOSPITAL		3,392	454	12%	3,846
MEMORIAL HOSPITAL WEST LABORATORY SERVICES	11	3,434	399	10%	3,844
LARGO MEDICAL CENTER		3,314	527	14%	3,841
PALM BEACH GARDENS MEDICAL CTR LAB		3,421	377	10%	3,798
NORTHWEST MEDICAL CENTER	1	2,875	919	24%	3,795
DRS CLACK SPENCER WHITE & MCCORMACK PA D/B/A		3,252	538	14%	3,790
DOCTORS HOSPITAL	2	2,982	805	21%	3,789
ABL MEDICAL CARE LLC		3,278	483	13%	3,761
BROWARD HEALTH NORTH CLINICAL LABORATORY		3,108	527	14%	3,635
CORAL SPRINGS MED CTR		3,211	412	11%	3,623
PALMS WEST HOSPITAL LAB	2	2,826	792	22%	3,620
Lee Memorial Hospital		2,951	657	18%	3,608
HEALTH PARK MEDICAL CENTER CLINICAL LAB		2,834	727	20%	3,561
Capital Regional Medical Ctr		2,812	708	20%	3,520
NORTH SHORE MEDICAL CENTER		2,722	796	23%	3,518
PATIENTS FIRST LAKE ELLA MEDICAL CENTER PA		2,663	841	24%	3,504
FLORIDA HOSPITAL ZEPHYRHILLS		3,215	271	8%	3,486
THE VILLAGES REGIONAL HOSPITAL		3,204	272	8%	3,476
BLAKE MEDICAL CENTER		2,799	650	19%	3,449
FLORIDA HOSPITAL FLAGLER	2	3,162	220	7%	3,384
NEW YORK STATE ELR - SUNRISE MEDICAL LABORATORIES		3,288	77	2%	3,365
FLORIDA MEDICAL CENTER - A CAMPUS OF NORTH SHORE	2	2,796	553	17%	3,351
MOFFITT CANCER CENTER	5	3,285	38	1%	3,328
CLEVELAND CLINIC MARTIN SOUTH HOSPITAL		3,009	305	9%	3,314

COVID-19: testing by laboratory

Data through Aug 11, 2020 verified as of Aug 12, 2020 at 09:25 AM

Data in this report are provisional and subject to change.

The numbers in the table below represent the number for whom test results were received by the Department of Health. A person can be tested by more than one laboratory and can have both positive and negative results. **Therefore, the sum of the numbers in each column will be larger than the total number of people tested.**

Reporting lab	Inconclusive	Negative	Positive	Percent positive	Total
FLORIDA HOSPITAL DELAND	3	2,694	567	17%	3,264
REGIONAL MEDCIAL CENTER BAYONET POINT	1	2,835	267	9%	3,103
PLANTATION GENERAL HOSPITAL		2,266	824	27%	3,090
CARDIOTROPIC LABS	81	2,323	669	22%	3,073
FLORIDA HOSPITAL OF CARROLLWOOD		2,611	461	15%	3,072
BAYFRONT MEDICAL CENTER	11	2,253	801	26%	3,065
NEMOURS CHILDRENS HOSPITAL		2,861	65	2%	2,926
MEDICAL CENTER OF TRINITY CLINICAL LABORATORY		2,447	425	15%	2,872
NORTHSIDE HOSPITAL AND HEART INSTITUTE		2,451	409	14%	2,860
LAKE CITY MEDICAL CENTER		2,088	670	24%	2,758
OCALA REGIONAL MEDICAL CENTER		2,420	324	12%	2,744
MORTON PLANT-MEASE	1	2,511	202	7%	2,714
BIOCERNA LABS	134	1,915	663	24%	2,712
QUEST DIAGNOSTICS	3	2,351	320	12%	2,674
ST JOSEPHS NORTH HOSPITAL LAB		2,366	300	11%	2,666
BAPTIST MEDICAL CENTER - BEACHES		2,463	175	7%	2,638
DR. P. PHILLIPS HOSPITAL		2,488	86	3%	2,574
IMPERIAL POINT MEDICAL CENTER		2,309	255	10%	2,564
BOSTON HEART DIAGNOSTICS CORP		2,182	378	15%	2,560
CENTRAL FLORIDA REGIONAL HOSPITAL		2,173	361	14%	2,534
GULF COAST MEDICAL CENTER LAB		1,981	551	22%	2,532
LAKEWOOD RANCH MEDICAL CENTER		2,246	249	10%	2,495
INFORM DIAGNOSTICS, INC		2,308	134	5%	2,442
EXACT SCIENCES LABORATORIES		2,206	225	9%	2,431
ST LUCIE MEDICAL CENTER		1,910	475	20%	2,385
SOUTH FLORIDA BAPTIST HOSPITAL MICRO	1	1,944	363	16%	2,308
POINCIANA MEDICAL CENTER		1,656	650	28%	2,306
LEON MEDICAL CENTERS LLC		1,715	523	23%	2,238
MEDCOMP SCIENCES LLC	27	1,292	882	40%	2,201
SOUTH LAKE HOSPITAL		2,116	84	4%	2,200
FULGENT DIAGNOSTICS	68	1,960	160	7%	2,188
WESTCHESTER HOSPITAL	14	1,783	386	18%	2,183
AMERICAN HEALTH ASSOCIATES	5	1,292	864	40%	2,161
VISTA CLINICAL		1,152	998	46%	2,150
BAPTIST MEDICAL CENTER - NASSAU		2,005	109	5%	2,114
UNIVERSITY HOSPITAL AND MEDICAL CENTER		1,499	550	27%	2,049
PHYSICIANS REGIONAL MEDICAL CENTER - PINE RIDGE RD		1,655	385	19%	2,040
WEST MARION COMMUINITY HOSPITAL LAB		1,816	218	11%	2,034
FLORIDA HOSPITAL NORTH PINELLAS	5	1,871	151	7%	2,027
UHEALTH CORAL GABLES/LENNAR MED CTR		1,880	99	5%	1,979
WEST PALM HOSPITAL LAB		1,650	299	15%	1,949
SOUTH SEMINOLE HOSPITAL LABORATORY		1,866	80	4%	1,946
ALL CHILDREN'S HOSPITAL LAB		1,761	159	8%	1,920
QUEST DIAGNOSTICS - ATLANTA	3	1,675	231	12%	1,909
ST PETERSBURG GENERAL HOSPITAL		1,365	472	26%	1,837
MEMORIAL HOSPITAL MICRO		1,603	204	11%	1,807
MEMORIAL HOSPITAL- MIRAMAR	10	1,647	143	8%	1,800

COVID-19: testing by laboratory

Data through Aug 11, 2020 verified as of Aug 12, 2020 at 09:25 AM

Data in this report are provisional and subject to change.

The numbers in the table below represent the number for whom test results were received by the Department of Health. A person can be tested by more than one laboratory and can have both positive and negative results. **Therefore, the sum of the numbers in each column will be larger than the total number of people tested.**

Reporting lab	Inconclusive	Negative	Positive	Percent positive	Total
NIGHT LITE PEDIATRICS	1	1,376	422	23%	1,799
FLORIDA HOSPITAL FISH MEMORIAL	1	1,444	288	17%	1,733
QUEST DIAGNOSTICS LENEXA	13	1,570	136	8%	1,719
MEASE DUNEDIN HOSPITAL	4	1,531	172	10%	1,707
HIALEAH HOSPITAL	4	1,288	407	24%	1,699
CITRUS MEMORIAL HOSPITAL LABORATORY		1,592	88	5%	1,680
BAPTIST NORTH EMERGENCY CENTER		1,203	459	28%	1,662
FORT WALTON BEACH MEDICAL CENTER		1,403	244	15%	1,647
ADVENTHEALTH OCALA LABORATORY		1,347	232	15%	1,579
OVIEDO MEDICAL CENTER		1,316	257	16%	1,573
MEMORIAL HOSPITAL PEMBROKE	3	1,349	194	13%	1,546
LEE HEALTH COCONUT POINT CLINICAL LAB	1	1,240	303	20%	1,544
OPTEO LABORATORY		1,505	29	2%	1,534
DOCTORS HOSPITAL OF SARASOTA CLINICAL LABORATORY		1,329	160	11%	1,489
ACCESS MEDICAL LABORATORIES		719	744	51%	1,463
ANNE BATES LEACH EYE HOSPITAL/ ABLEH MICROBIOLOGY LABORATORY		1,420	36	2%	1,456
PALMS OF PASADENA HOSPITAL		1,219	213	15%	1,432
CLEVELAND CLINIC TRADITION HOSPITAL		1,238	167	12%	1,405
RAULERSON HOSPITAL		1,152	246	18%	1,398
ST VINCENT'S MEDICAL CENTER - SOUTHSIDE		1,307	27	2%	1,334
WALGREEN CO	1	1,123	173	13%	1,297
PUTNAM COMMUNITY MEDICAL CENTER		1,105	183	14%	1,288
SOUTH BAY HOSPITAL MICRO		1,063	216	17%	1,279
LOWER KEYS MEDICAL CENTER		1,159	119	9%	1,278
CLEVELAND CLINIC MARTIN NORTH HOSPITAL		1,078	168	13%	1,246
NONA SCIENTIFIC	1	1,063	165	13%	1,229
BARTOW REGIONAL MEDICAL CENTER	1	1,039	177	15%	1,217
CLINICORE		1,112	91	8%	1,203
QUEST DIAGNOSTICS - MIRAMAR	6	321	869	73%	1,196
PHYSICIANS REGIONAL MEDICAL CENTER - COLLIER BLVD	1	912	280	23%	1,193
BETHESDA HOSPITAL WEST		1,058	132	11%	1,190
P4 CLINICAL, LLC	16	981	173	15%	1,170
TWIN CITIES HOSPITAL		1,038	107	9%	1,145
HEALTHQUEST ESOTERICS		593	539	48%	1,132
BMCT Molecular Diagnostics Subsection		902	221	20%	1,123
SYNERGY LABORATORIES	3	990	71	7%	1,064
HIGHLANDS REGIONAL MEDICAL CENTER		839	167	17%	1,006
LAKESIDE MEDICAL CENTER		683	321	32%	1,004
VIKOR SCIENTIFIC	2	604	391	39%	997
LMHS		901	75	8%	976
SACRED HEART-EMERALD COAST		806	162	17%	968
ORLANDO VA MEDICAL CENTER		854	113	12%	967
GULF BREEZE HOSPITAL LAB	1	836	124	13%	961
PWN HEALTH	4	621	265	30%	890
QUEST DIAGNOSTICS WOOD DALE	2	816	71	8%	889
ENGLEWOOD COMMUNITY HOSPITAL		768	70	8%	838
FLORIDA HOSPITAL ORLANDO		745	73	9%	818

COVID-19: testing by laboratory

Data through Aug 11, 2020 verified as of Aug 12, 2020 at 09:25 AM

Data in this report are provisional and subject to change.

The numbers in the table below represent the number for whom test results were received by the Department of Health. A person can be tested by more than one laboratory and can have both positive and negative results. **Therefore, the sum of the numbers in each column will be larger than the total number of people tested.**

Reporting lab	Inconclusive	Negative	Positive	Percent positive	Total
BAPTIST EMERGENCY CENTER OAKLEAF		658	147	18%	805
ST VINCENTS CLAY COUNTY		775	23	3%	798
ACCESSDX	6	405	369	47%	780
UNIVERSITY OF MIAMI HOSPITAL & CLINICS	1	717	53	7%	771
PATIENTS CHOICE LABORATORIES		339	420	55%	759
MARINERS HOSPITAL		649	88	12%	737
AVENTUS BIOLABS	1	382	339	47%	722
UHEALTH DEERFIELD BEACH/UMSYLVESTER DEERFIELD BEACH LABORATORY	2	667	36	5%	705
BAPTIST HEALTH EMERGENCY CENTER COUNTRY WALK		564	135	19%	699
PATHNOSTICS		75	616	89%	691
AVECINA MEDICAL OAKLEAF		404	285	41%	689
BAPTIST EMERGENCY CENTER CLAY		590	96	14%	686
CAPSTONE HEALTHCARE		438	233	35%	671
JACKSON HOSPITAL CLINICAL LABORATORY		530	84	14%	614
NONE		281	325	54%	606
PATIENTS FIRST - MAHAN DRIVE		164	427	72%	591
VAMC ORLANDO		296	268	48%	564
ADVANCE MEDICAL OF NAPLES			558	100%	558
NCH HEALTHCARE SYSTEM MICROBIOLOGY LAB		1	552	100%	553
LABCORP RTP	1	50	496	91%	547
BARDMOOR LABORATORY	1	471	68	13%	540
LAB24 INC	1		532	100%	533
WALGREENS OAKLAND PARK	1	461	62	12%	524
LEE MEMORIAL HOSPITAL LAB			523	100%	523
EGLIN AIRFORCE BASE LAB		478	39	8%	517
TAMPA COMMUNITY HOSPITAL		351	163	32%	514
AVERO DIAGNOSTICS - IRVING		434	70	14%	504
QUEST DIAGNOSTICS - IRVING	9	308	177	36%	494
NCH NORTHEAST		321	171	35%	492
DESOTO MEMORIAL HOSPITAL CLINICAL LABORATORY	3	368	110	23%	481
QUEST	3	91	375	80%	469
Assurance Scientific Laboratories		347	105	23%	452
MINUTECLINIC LLC #3703		386	57	13%	443
PANCARE OF FLORIDA, INC			439	100%	439
SOUTHEAST ALABAMA MEDICAL CENT		394	42	10%	436
LUMINUS DIAGNOSTICS		300	134	31%	434
ORLANDO VETERANS AFFAIRS MEDICAL CENTER		112	277	71%	389
NEW YORK STATE ELR - NORTH SHORE LONG ISLAND JEWISH HEALTH		364	23	6%	387
PHYSICIANS STAT LAB		135	242	64%	377
LABCORP	1	91	282	75%	374
QUEST DIAGNOSTICS NICHOLS INSTITUTE	5	351	17	5%	373
NEW YORK STATE ELR - NYU HOSPITALS CENTER CLINICAL LABORATORIES		350	12	3%	362
HOLY CROSS HOSPITAL LABORATORY			354	100%	354
INFORM DIAGNOSTICS		349	2	1%	351
DYNIX DIAGNOSTICS		187	163	47%	350
MEMORIAL PEMBROKE 24/7 CARE CENTER		253	91	26%	344
AVECINA MEDICAL SOUTHSIDE		156	187	55%	343

COVID-19: testing by laboratory

Data through Aug 11, 2020 verified as of Aug 12, 2020 at 09:25 AM

Data in this report are provisional and subject to change.

The numbers in the table below represent the number for whom test results were received by the Department of Health. A person can be tested by more than one laboratory and can have both positive and negative results. **Therefore, the sum of the numbers in each column will be larger than the total number of people tested.**

Reporting lab	Inconclusive	Negative	Positive	Percent positive	Total
CLARITY LABS		294	49	14%	343
RCA LABORATORY SERVICES, LLC		328	10	3%	338
NEW YORK STATE ELR - LENCO MEDICAL LABORATORY		322	13	4%	335
MARTIN MEMORIAL LABORATORY AT ST LUCIE WEST		275	47	15%	322
UNITED CLINICAL LABORATORY LLC		3	315	99%	318
DAVITA LABS		290	26	8%	316
LAB CORP	1	124	189	60%	314
ATLANTIS URGENT CARE		272	40	13%	312
UAB HIGHLANDS LABORATORY		307	3	1%	310
NEW YORK STATE ELR - DEPARTMENT OF CLINICAL LABS		301	5	2%	306
NORTH FLORIDA PEDIATRICS-TALLAHASSEE		281	24	8%	305
FLORIDA LABORATORY ANALYSIS		104	194	65%	298
ECCOLAB GROUP	1	75	222	74%	298
JAY HOSPITAL CLINICAL LABORATORY		215	71	25%	286
MEDARBOR DIAGNOSTICS		1	283	100%	284
CORE DIAGNOSTIC LABORATORIES LLC		219	59	21%	278
TALLAHASSEE PRIMARY CARE ASSOCIATES		268	9	3%	277
NITE LITE PEDIATRICS		164	87	35%	251
GENESIS REFERENCE LABORATORIES		1	243	100%	244
FLO-MEDILAB SERVICES		80	159	67%	239
THERADOC		150	87	37%	237
EXPRESS GENE MOLECULAR DIAGNOSTIC LABORATORY		2	235	99%	237
NCF DIAGNOSTICS & DNA TECHNOLOGIES	10	14	210	90%	234
LABCORP TAMPA	1	22	205	90%	228
BAPTIST MD ANDERSON CANCER CENTER		228			228
AVECINA MEDICAL JULINGTON		120	108	47%	228
ASCEND CLINICAL		215	4	2%	219
MEDSCAN LABORATORY INC		136	79	37%	215
TENNESSEE DOH - NASHVILLE	2	192	20	9%	214
FLAGLER HOSPITAL	4	18	192	90%	214
SUNRISE MEDICAL LABORATORIES		157	56	26%	213
ASSOCIATED PATHOLOGISTS, LLC		165	48	23%	213
VETERANS AFFAIRS MEDICAL CENTER LAB		3	210	99%	213
BIOCERNA LLC	8	154	50	24%	212
SMA SPECIALITY MEDICAL LAB		61	149	71%	210
VAMC WEST PALM LAB		5	196	98%	201
HENDRY REGIONAL MEDICAL CENTER		2	199	99%	201
ADVENTHEALTH LAB			201	100%	201
UNKNOWN		16	184	92%	200
HOLMES REGIONAL MEDICAL CENTER		3	196	98%	199
ST CLOUD REGIONAL MEDICAL CENTER		126	73	37%	199
HOLIDAY CVS LLC		196	2	1%	198
SANFORD REFERENCE LAB		180	7	4%	187
ARCPOINT LABS - FORT MYERS		133	51	28%	184
PATHGROUP LABS LLC		90	89	50%	179
TEMPUS CLINICAL LABORATORY	1	154	22	12%	177
HOLIDAY CVS LLC DBA CVS PHARMACY #5154		171	5	3%	176

COVID-19: testing by laboratory

Data through Aug 11, 2020 verified as of Aug 12, 2020 at 09:25 AM

Data in this report are provisional and subject to change.

The numbers in the table below represent the number for whom test results were received by the Department of Health. A person can be tested by more than one laboratory and can have both positive and negative results. **Therefore, the sum of the numbers in each column will be larger than the total number of people tested.**

Reporting lab	Inconclusive	Negative	Positive	Percent positive	Total
BAY PINES VAMC CLINICAL LABORATORY		4	172	98%	176
NCH HEALTHCARE BONITA		113	62	35%	175
NEW YORK STATE ELR - NEW YORK PRESBYTERIAN HOSPITAL CUMC CLINICAL		162	13	7%	175
GENESIS MEDICAL LABORATORY MIAMI FL.		78	90	54%	168
LABTECH DIAGNOSTIC		87	76	47%	163
FLORIDA WOMAN CARE LABORATORY LLC		141	21	13%	162
NEW YORK STATE ELR - MOUNT SINAI LABORATORY		154	8	5%	162
MAVERICK LABS		54	106	66%	160
NEW YORK STATE ELR - NEW YORK HOSPITAL LABORATORIES	1	152	6	4%	159
QUALITOX LABORATORIES		96	61	39%	157
PREMIER MEDICAL LABORATORY SERVICES		1	155	99%	156
JAMES A. HALEY VETERANS MICRO LAB			155	100%	155
FLORIDA HOSPITAL WAUCHULA		81	71	47%	152
WUESTHOFF REF LABORATORY			152	100%	152
MOLECULAR INFECTIOUS DISEASES		145	4	3%	149
BAYA URGENT CARE		2	146	99%	148
SANTA ROSA MEDICAL CENTER		1	146	99%	147
EUROFINS NTD, LLC		121	25	17%	146
UAB UNIVERSITY OF ALABAMA HOSPITAL LAB		139	6	4%	145
CENTRA CARE		21	124	86%	145
GESSLER CLINIC			144	100%	144
PHAROS HEALTH		69	74	52%	143
C.W. BILL YOUNG VA MEDICAL CENTER		4	138	97%	142
BUREAU OF CLINICAL LABORATORIES		119	22	16%	141
NEO GENOMICS - FORT MYERS	1	134	4	3%	139
ACUTIS DIAGNOSTICS	1	107	29	21%	137
INTEGRATED REGIONAL LABORATORIES		119	12	9%	131
MEMPHIS PATHOLOGY LABORATORY	1	124	5	4%	130
BMHSI-AEL MICROBIOLOGY LABORATORY	2	102	24	19%	128
ASAP LAB LLC		90	34	27%	124
LEHIGH REGIONAL MEDICAL CENTER LAB		106	15	12%	121
WALGREENS ORLANDO		102	19	16%	121
IRL MARKET LAB ALACHUA		89	31	26%	120
STEWART REFERENCE LABORATORY		22	97	82%	119
NEW YORK STATE ELR - ENZO CLINICAL LABS INC		117	1	1%	118
AMERICAN PATHOLOGY PARTNERS		117	1	1%	118
VAMC BAY PINES		1	117	99%	118
ADVENT HEALTH CENTRA CARE: WATERFORD LAKES		81	35	30%	116
MICROGEN DX		2	113	98%	115
PALM BEACH COUNTY HEALTH DEPT LAB		113	2	2%	115
ALLIED HEALTH FORT PIERCE		112			112
ST JUDE CHILDREN'S RESEARCH HOSPITAL		101	11	10%	112
ROSEN MEDICAL CENTER		97	13	12%	110
LEON MEDICAL CENTER		7	102	94%	109
FLORIDA HOSPITAL HEARTLAND MED CTR LAKE PLACID		74	35	32%	109
MEDICAL DIAGNOSTICS LABORATORIES,INC		18	91	83%	109
UR MEDICINE LABS- CENTRAL LABORATORY		106	2	2%	108

COVID-19: testing by laboratory

Data through Aug 11, 2020 verified as of Aug 12, 2020 at 09:25 AM

Data in this report are provisional and subject to change.

The numbers in the table below represent the number for whom test results were received by the Department of Health. A person can be tested by more than one laboratory and can have both positive and negative results. **Therefore, the sum of the numbers in each column will be larger than the total number of people tested.**

Reporting lab	Inconclusive	Negative	Positive	Percent positive	Total
AMELIA URGENT CARE		7	101	94%	108
BAYCARE HEALTH SYSTEM		1	106	99%	107
MILLENNIUM LAB SERVICES			106	100%	106
SACRED HEART HOSPITAL ON THE GULF		57	48	46%	105
SPARROW HEALTHCARE	2	1	101	97%	104
ADVENT HEALTH -TAMPA		73	30	29%	103
ARCPPOINT LABS OF WEST PALM BEACH			103	100%	103
MARTIN MEMORIAL MEDICAL CENTER LAB		26	75	74%	101
MACDILL AFB HOSPITAL		84	10	11%	94
BAPTIST HEALTH SOUTH FLORIDA		4	90	96%	94
DIAGNOSTIC SOLUTIONS		3	90	97%	93
USAFSAM/PHE		23	69	75%	92
FAST TRACK URGENT CARE CENTER			91	100%	91
CENTRACARE		1	87	99%	88
GENETWORKX		15	73	83%	88
FLORIDA COMMUNITY HEALTH CENTERS INC			87	100%	87
ADVENTHEALTH CENTRA CARE OVIEDO		29	55	65%	84
EMERGENCY PHYSICIANS MEDICAL CENTER			82	100%	82
TOM LEE COMMUNITY HEALTH CENTER		5	77	94%	82
VAMC LAKE CITY		51	31	38%	82
HEALTH FIRST-HOLMES REGIONAL			81	100%	81
GARCIA CLINICAL LABORATORY		1	78	99%	79
PRIVA PATH LABS			77	100%	77
AVERO DIAGNOSTICS		52	24	32%	76
VAMC GAINESVILLE		2	74	97%	76
MID-FLORIDA PATHOLOGY		50	25	33%	75
BAYFRONT HEALTH BROOKSVILLE			73	100%	73
HOLIDAY CVS LLC DBA CVSPHARMACY #5155		73			73
MAYO CLINIC LABS - ROCHESTER MAIN CAMPUS		71	1	1%	72
PACIFIC ANALYTICS			70	100%	70
CENTRAL FLORIDA HEALTH CARE		46	23	33%	69
Highlands Regional Hospital		63	6	9%	69
HOLY CROSS HOSPITAL		1	67	99%	68
VA MEDICAL CENTER		7	61	90%	68
AEL- MEMPHIS		17	50	75%	67
DYNAMIC MEDICAL USA			67	100%	67
QPS, LLC		66	1	1%	67
HOSPITAL FOR SPECIAL SURGERY		65	1	2%	66
AMELIA EXPRESS CARE		2	63	97%	65
DAVITA LABORATORY SERVICES		48	14	23%	62
REFUAH HEALTH CENTER LABORATORY		59			59
ADVENT HEALTH CENTRA CARE LONGWOOD		6	52	90%	58
MORTON PLANT HOSPITAL/LAB		1	57	98%	58
FINLAY CLINICAL LABORATORY		24	34	59%	58
MORTON PLANT HOSPITAL			58	100%	58
GENE BY GENE			57	100%	57
SOLARIS DIAGNOSTICS		3	53	95%	56

COVID-19: testing by laboratory

Data through Aug 11, 2020 verified as of Aug 12, 2020 at 09:25 AM

Data in this report are provisional and subject to change.

The numbers in the table below represent the number for whom test results were received by the Department of Health. A person can be tested by more than one laboratory and can have both positive and negative results. **Therefore, the sum of the numbers in each column will be larger than the total number of people tested.**

Reporting lab	Inconclusive	Negative	Positive	Percent positive	Total
FLORIDA CLINICAL LABORATORY-BIOREFERENCE LABORATORIES		10	45	82%	55
NAVY HOSPITAL			55	100%	55
NEW YORK STATE ELR - WADSWORTH HEALTH CENTER		52	3	5%	55
NAVAL HOSPITAL - JACKSONVILLE		1	53	98%	54
BROWARD HEALTH MEDICAL CENTER		1	53	98%	54
EXACT SCIENCES LABORATORIES, LLC		10	44	81%	54
FISHERMENS HOSPITAL CLINICAL LAB		51	2	4%	53
USA HEALTH UNIVERSITY HOSPITAL CLINICAL LABORATORY		51	1	2%	52
SARASOTA CO. HEALTH DEPT # 58		40	11	22%	51
NIGHT LITE PEDIATRICS URGENT CARE		22	29	57%	51
AMERICAN RESEARCH LABS		2	49	96%	51
BIOREFERENCE LABORATORIES		3	48	94%	51
NEW YORK STATE ELR - EMPIRECITY LABORATORIES		42	8	16%	50
BAYCARE LAB		1	49	98%	50
SHORELINE PHYSICIAN GROUP			50	100%	50
HEALTHLINK DIAGNOSTIC LABORATORIES		1	49	98%	50
INTEGRITY LABORATORIES			49	100%	49
ARTHREX MEDICAL CENTER		28	21	43%	49
MILLENIUM PHYSICIANS GROUP			49	100%	49
ALLSOUTH URGENT CARE			49	100%	49
CLINICAL REFERENCE LABORATORY		45	4	8%	49
P4 DIAGNOSTIX LABORATORY NETWORK		1	48	98%	49
LABCORP BIRMINGHAM	1	4	44	90%	49
HURLBURT FIELD CLINIC		23	25	52%	48
OPTUM LABS LLC		2	46	96%	48
US BIOTEK LABORATORIES			47	100%	47
H LEE MOFFITT CANCER CENTER MICRO		46			46
VHA PUBLIC HEALTH REFERENCE LABORATORY- PALO ALTO		27	19	41%	46
FULGENT GENETICS	1	23	21	47%	45
NEW PLANT CITY FAMILY CARE		14	31	69%	45
325TH MEDICAL GROUP			45	100%	45
LABSTAT		1	44	98%	45
ACCU REFERENCE MEDICAL LAB			45	100%	45
PROVIDENCE HOSPITAL LABORATORY		43	2	4%	45
QUEST TAMPA (NEW YORK ELR)		34	10	23%	44
QUEST DIAGNOSTICS-N ST PETERSBURG-5TH			43	100%	43
LAB CORP TAMPA			42	100%	42
STAGEZERO LIFE SCIENCES INC		37	5	12%	42
JEFFERY WEINZWEIG		1	40	98%	41
Quest Diag Unspecifd		15	26	63%	41
GULF COAST MOLECULAR LABORATORIES		13	28	68%	41
BAYFRONT HEALTH ER PINELLAS PARK		18	23	56%	41
SEBASTIAN RIVER MEDICAL CENTER		11	30	73%	41
LAB CORP RTP	1	2	38	93%	41
FLORIDA HOSPITAL NEW SMYRNA		4	37	90%	41
BALDWIN PEDIATRICS		37	4	10%	41
NEW YORK STATE ELR - MONTEFIORE MEDICAL CENTER LABORATORIES - MOSES		34	7	17%	41

COVID-19: testing by laboratory

Data through Aug 11, 2020 verified as of Aug 12, 2020 at 09:25 AM

Data in this report are provisional and subject to change.

The numbers in the table below represent the number for whom test results were received by the Department of Health. A person can be tested by more than one laboratory and can have both positive and negative results. **Therefore, the sum of the numbers in each column will be larger than the total number of people tested.**

Reporting lab	Inconclusive	Negative	Positive	Percent positive	Total
LABORATORY CORP OF AMERICA	1	18	21	53%	40
DEPARTMENT OF VETERANS AFFAIRS JAMES A. HALEY VETERANS HOSPITAL			40	100%	40
AVELLINO LAB USA, INC		38	2	5%	40
EAST MANATEE FAMILY	1		39	98%	40
RCA LABORATORY SERVICES – NEW YORK ELR		10	30	75%	40
MIAMI VA HEALTHCARE SYSTEM			40	100%	40
DOCTOR'S MEMORIAL HOSPITAL		2	38	95%	40
FAST TRACK URGENT CARE CENTER - CARROLLWOOD			39	100%	39
EGLIN REGIONAL MEDICAL CENTER		4	35	90%	39
NEW YORK STATE ELR - KALEIDA HEALTH CENTER FOR LABORATORY		35	4	10%	39
NORTH FLORIDA PEDIATRICS-LAKE CITY			38	100%	38
FAWCETT MEMORIAL HOSPITAL-LAB		1	36	97%	37
LABORATORY SPECIALISTS OF MICHIGAN		1	36	97%	37
CAREMOUNT MEDICAL - PATHOLOGY		36			36
NORTH FLORIDA/SOUTH GEORGA VETERANS HEALTH SYSTEM			36	100%	36
GENPATH			35	100%	35
BLOCK, NATION, CHASE, AND SMOLEN FAMILY MEDICINE		21	14	40%	35
ST. CLOUD MEDICAL GROUP		35			35
SCIONLAB SERVICES LLC		28	7	20%	35
IRL		4	31	89%	35
NEW YORK STATE ELR - QUEST DIAGNOSTICS NICHOLS		32	2	6%	34
HEALTH FIRST-PALM BAY			34	100%	34
CURATIVE LABS			34	100%	34
UNKNOWN - BAD FACILITY CODE		3	31	91%	34
HUNTSVILLE HOSPITAL LABORATORY		25	8	24%	33
DESOTO MEMORIAL HOSPITAL LAB			33	100%	33
SMA SPECIALTY MEDICAL LAB		1	32	97%	33
MEDICAL DIAGNOSTIC LAB		1	31	97%	32
ST VINCENT'S BIRMINGHAM LABORATORY		32			32
EXPERTUS LABORATORIES INC		11	21	66%	32
QUEST DIAGNOSTICS-VERO BEACH-37TH ST		31			31
NEW YORK STATE ELR - WHITE PLAINS HOSPITAL CENTER LAB		31			31
TRADITION MEDICAL CENTER LABORATORY		9	22	71%	31
ST. MARYS MEDICAL CENTER		1	30	97%	31
MOBILE INFIRMARY MED CENTER PATH LAB		28	3	10%	31
ADVENT HEALTH CENTRA CARE		7	23	77%	30
ADVENTHEALTH CENTRA CARE SANFORD		7	23	77%	30
FINLAY CLINICAL LABORATORY INC		26	4	13%	30
CAPITAL REGIONAL MEDICAL CENTER		1	29	97%	30
NXGEN MDX		18	12	40%	30
CLINICAL RESEARCH SEQUENCING PLATFORM			30	100%	30
ARCPPOINT LABS OF TAMPA		11	19	63%	30
P4CLINICAL	3	2	24	83%	29
DICKERT		26	3	10%	29
NEW YORK STATE ELR - NEWYORK-PRESBYTERIAN/QUEENS DIAGNOSTIC		28	1	3%	29
KENDALL REGIONAL MEDICAL CENTER LAB	2		26	93%	28
QUEST DIAGNOSTICS NICHOLS INSTITUTE- LPP		3	25	89%	28

COVID-19: testing by laboratory

Data through Aug 11, 2020 verified as of Aug 12, 2020 at 09:25 AM

Data in this report are provisional and subject to change.

The numbers in the table below represent the number for whom test results were received by the Department of Health. A person can be tested by more than one laboratory and can have both positive and negative results. **Therefore, the sum of the numbers in each column will be larger than the total number of people tested.**

Reporting lab	Inconclusive	Negative	Positive	Percent positive	Total
LABFIRST - DEPARTMENT OF PATHOLOGY		27	1	4%	28
QUEST DIAGNOSTIC INC	1	3	24	86%	28
LAB PLUS, LLC AT SAINT THOMAS WEST HOSPITAL		20	8	29%	28
CHILDREN'S HOSPITAL OF ALABAMA		28			28
NEXT MOLECULAR ANALYTICS		1	26	96%	27
ASSOCIATED CLINICAL LABORATORIES		26	1	4%	27
CAPE CANAVERAL HOSPITAL			27	100%	27
THE CENTER FOR URGENT CARE		3	23	88%	26
DOH-WEST PALM BEACH BRANCH LABORATORY			26	100%	26
RDX BIOSCIENCE,			26	100%	26
CDC		17	9	35%	26
INTERLAB		1	25	96%	26
SANFORD LABORATORIES		24	2	8%	26
MY CLINICAL LAB			26	100%	26
SUNCOAST LABS			26	100%	26
GRAVITY DIAGNOSTICS		14	11	44%	25
BAYFRONT		21	4	16%	25
UNIVERSITY HEALTH SYSTEM INC		22	3	12%	25
QDX PATHOLOGY SERVICES		15	10	40%	25
FLORIDA MEDICAL CLINIC		1	24	96%	25
GENESIS LABORATORY MANAGEMENT		1	24	96%	25
QUEST DIAGNOSTICS INC.			25	100%	25
NEW YORK STATE ELR - CATHOLIC HEALTH SYSTEM DEPT LABORATORY		24			24
ST. ANTHONY'S HOSPITAL			24	100%	24
CITRUS MEMORIAL HEALTH SYSTEM LAB		2	22	92%	24
NEW YORK STATE ELR - STONY BROOK UNIVERSITY MEDICAL CENTER		21	3	13%	24
PRIDE DIAGNOSTICS		20	3	13%	23
VENICE REGIONAL MEDICAL LAB SERVICES			23	100%	23
LABORATORY DYNAMICS		20	3	13%	23
PALM BAY HOSPITAL		1	22	96%	23
CAYUGA MEDICAL CENTER AT ITHACA		19	3	14%	22
LIFEBRITE	1		21	95%	22
POPLAR HEALTHCARE PLLC	1	10	11	50%	22
PENNSYLVANIA DEPT OF HEALTH		19	3	14%	22
LABCORP OF AMERICA		8	14	64%	22
GRAVITY DIAGNOSTICS, LLC		8	14	64%	22
AURORA DIAGNOSTICS BERNHARDT LABORATORIES PATHOLOGY SERVICE		22			22
LAB			21	100%	21
CENTRA CARE - WATERFORD LAKES		2	19	90%	21
WUESTHOFF MEMORIAL HOSPITAL			21	100%	21
SMA LAB		4	17	81%	21
PATRICK AIR FORCE BASE		1	20	95%	21
NEW YORK STATE ELR - UNIVERSITY HOSPITAL, STONY BROOK SOUTHAMPTON		21			21
CBS LABORATORY		1	19	95%	20
COASTAL MED URGENT CARE			20	100%	20
ST. CLOUD HOSPITAL		20			20
BAY MEDICAL CENTER SACRED HEART HEALTH SYSTEM		4	16	80%	20

COVID-19: testing by laboratory

Data through Aug 11, 2020 verified as of Aug 12, 2020 at 09:25 AM

Data in this report are provisional and subject to change.

The numbers in the table below represent the number for whom test results were received by the Department of Health. A person can be tested by more than one laboratory and can have both positive and negative results. **Therefore, the sum of the numbers in each column will be larger than the total number of people tested.**

Reporting lab	Inconclusive	Negative	Positive	Percent positive	Total
APP-UNIPATH, LLC		19	1	5%	20
ASSOCIATED PATHOLOGISTS		16	4	20%	20
MIAMI BEACH COMMUNITY HEALTH CENTER			20	100%	20
BROWARD HEALTH CORAL SPRINGS EPIDEMIOLOGY DEPT			20	100%	20
ADVENT HEALTH FISH MEMORIAL		2	17	89%	19
FIRST CHOICE URGENT CARE			19	100%	19
MAYO CLINIC LABS - ROCHESTER SUPERIOR DRIVE		2	17	89%	19
DIAGNOSTIC LABORATORY OF OKLAHOMA		18	1	5%	19
FHMG_CTR FOR SENIOR HEALTH		18	1	5%	19
INTEGRATED REGIONAL LABORATORIES - LARGO			19	100%	19
MED HEALTH SERVICES		18	1	5%	19
VIERA HOSPITAL			19	100%	19
AMMON LABS		10	9	47%	19
VA		15	4	21%	19
MIDWAY SPECIALTY CARE CENTER		10	8	44%	18
PARRISH MEDICAL CENTER		1	17	94%	18
PALO ALTO VA MEDICAL CENTER		1	17	94%	18
NEW YORK STATE ELR - WESTCHESTER MEDICAL CENTER		18			18
DOCTORS MEMORIAL HOSPITAL		8	10	56%	18
INTERCOASTAL MEDICAL GROUP			18	100%	18
LECONTE MEDICAL CENTER LAB		14	4	22%	18
STONE WASH CLINICAL LABORATORIES		2	16	89%	18
GENESIS DIAGNOSTICS			18	100%	18
VAMC			18	100%	18
NEW YORK STATE ELR - BROOKDALE UNIVERSITY HOSPITAL		16	1	6%	17
MOLECULAR DIAGNOSTICS			17	100%	17
WATSON CLINIC LLP SOUTH			17	100%	17
ST FRANCIS HOSPITAL		14	3	18%	17
WUESTHOFF MEDICAL CENTER-MELBOURNE			17	100%	17
NEW YORK STATE ELR - QUEST DIAGNOSTICS INCORPORATED		14	3	18%	17
CLEVELAND CLINIC FOUNDATION		9	8	47%	17
HEALTH FIRST-VIERA HOSPITAL			16	100%	16
MOLECULAR TESTING LABS			16	100%	16
MADISON CORE LABORATORIES		15	1	6%	16
AMERICAN HEALTH ASSOCIATES OF TAMPA		2	14	88%	16
SELECT LABORATORIES MARION COUNTY, LLC.			16	100%	16
CENTRA CARE CONWAY			16	100%	16
SEVEN RIVERS REGIONAL MEDICAL CENTER		4	12	75%	16
XPRESS WELLNESS URGENT CARE			16	100%	16
TGH		1	15	94%	16
JACKSON HEALTH SYSTEM			16	100%	16
NEW YORK STATE ELR - WILSON MEMORIAL REGIONAL MEDICAL CENTER		14	1	7%	15
NORTH SHORE UNIVERSITY HOSPITAL LABORATORY		14	1	7%	15
TRUGENX			15	100%	15
NEW YORK STATE ELR - LENOX HILL HOSPITAL		13	2	13%	15
SUNQUEST		2	13	87%	15
QUESTDIAGNOSTICS INCORPORATED		1	14	93%	15

COVID-19: testing by laboratory

Data through Aug 11, 2020 verified as of Aug 12, 2020 at 09:25 AM

Data in this report are provisional and subject to change.

The numbers in the table below represent the number for whom test results were received by the Department of Health. A person can be tested by more than one laboratory and can have both positive and negative results. **Therefore, the sum of the numbers in each column will be larger than the total number of people tested.**

Reporting lab	Inconclusive	Negative	Positive	Percent positive	Total
DIATHERIX		13	2	13%	15
QUEST DIAGNOSTICS NICHOLS INSTITUTE - SJC (LPP)		10	5	33%	15
CONNECTICUT DEPARTMENT OF HEALTH		14	1	7%	15
FLORIDA DEPARTMENT OF HEALTH		10	5	33%	15
LABCORP INC		2	13	87%	15
NEW YORK STATE ELR - ROCHESTER GENERAL HOSPITAL LABORATORY		14	1	7%	15
IPSUM DIAGNOSTICS			15	100%	15
QUEST DIAGNOSTICS INCORPORATED			15	100%	15
PARK WEST MEDICAL CENTER		13	1	7%	14
OUT OF STATE		14			14
QUEST INFECTIOUS DISEASE	1	9	4	29%	14
MILLENNIUM PHYSICIAN GROUP LCC			14	100%	14
CLINICAL PATHOLOGY LABS		1	13	93%	14
LABCORP - CLEARWATER		3	11	79%	14
HEALTH FIRST CAPE CANAVERAL HOSPITAL			14	100%	14
INTEGRITY LABORATORIES, LLC		5	9	64%	14
SUNTREE INTERNAL MEDICINE		14			14
TIDE LABORATORIES		4	10	71%	14
WHITE WILSON MEDICAL CENTER CLINIC			14	100%	14
HEALTH CENTRAL HOSPITAL			14	100%	14
GOLDEN GATE FAMILY CLINIC			14	100%	14
XERA MED RESEARCH			13	100%	13
POARCH BANC CREEK INDIANS TRIBAL HEALTH DEPARTMENT			13	100%	13
EGL GENETIC DIAGNOSTICS		1	12	92%	13
BAPTIST SOUTH MEDICAL CENTER		2	11	85%	13
MEDCOMP SCIENCES			13	100%	13
CLARITY LAB SOLUTIONS		3	10	77%	13
NORTH OKALOOSA MEDICAL CENTER			13	100%	13
NEW YORK STATE ELR - ERIE COUNTY MEDICAL CTR CLINICAL LABS		13			13
DEPARTMENT OF VETERANS AFFAIRS MEDICAL CENTER			13	100%	13
ORLANDO HEALTH		2	11	85%	13
SOUTHEAST FAMILY HEALTHCARE CENTER			13	100%	13
NEW YORK STATE ELR - BRONX LEBANON HOSPITAL-MEDICAL CENTER		12	1	8%	13
TEN HEALTHCARE		2	10	83%	12
BROWARD DIALYSIS			12	100%	12
FLORIDA DEPT OF HEALTH		4	8	67%	12
ADVENTHEALTH PALM COAST			12	100%	12
BAYFRONT HEALTH SPRING HILL			12	100%	12
MAGNOLIA DIAGNOSTIC			12	100%	12
ADVANCED URGENT CARE		10	2	17%	12
REDITUS LABORATORIES			12	100%	12
DOH		1	11	92%	12
PROTEUS MOLECULAR AND CLINICAL LAB		8	4	33%	12
UVMC MICROBIOLOGY		12			12
NORTH FLORIDA PEDIATRICS		1	11	92%	12
PRECISION HEALTH SOLUTIONS LAB			12	100%	12
TOTAL RENAL LABORATORIES INC		7	5	42%	12

COVID-19: testing by laboratory

Data through Aug 11, 2020 verified as of Aug 12, 2020 at 09:25 AM

Data in this report are provisional and subject to change.

The numbers in the table below represent the number for whom test results were received by the Department of Health. A person can be tested by more than one laboratory and can have both positive and negative results. **Therefore, the sum of the numbers in each column will be larger than the total number of people tested.**

Reporting lab	Inconclusive	Negative	Positive	Percent positive	Total
INDIAN RIVER MEDICAL CENTER		11			11
NEW YORK STATE ELR - SARATOGA HOSPITAL LABORATORY		11			11
INTERNAL LAB		8	3	27%	11
FHMG LAKE MARY PEDS		10	1	9%	11
FUNGAL REFERENCE LABORATORY		11			11
FLORIDA COMMUNITY HEALTH CENTER OF ST. LUCIE			11	100%	11
DELRAY MEDICAL CENTER LAB			11	100%	11
LEON CHD		11			11
DEVANSH LAB WERKS INC		9	2	18%	11
NIGHT LITE PEDIATRICS WINTER GARDEN		7	4	36%	11
ESCAMBIA COMMUNITY CLINIC			11	100%	11
AMERICAN ESOTERIC LABORATORIES			11	100%	11
ELLENTON URGENT CARE			11	100%	11
LAB INTERMARKET FACILITY LAB			11	100%	11
BAYFRONT HEALTH PORT CHARLOTTE			11	100%	11
BOND CLINIC			11	100%	11
UPMC CHAUTAUQUA AT WCA LABORATORY		11			11
LABCORP - MIAMI		4	6	60%	10
CORE LABORATORY		1	9	90%	10
PARKWEST MEDICAL CENTER		9	1	10%	10
JACKSON NORTH MEDICAL CENTER		1	9	90%	10
LAKE BALDWIN CBOC		9	1	10%	10
SELECT REFERENCE LABORATORIES, LLC			10	100%	10
NEW JERSEY DEPARTMENT OF HEALTH COMMUNICABLE DISEASE SERVICE		3	7	70%	10
BAYCARE OUTREACH LABORATORY SERVICES		1	9	90%	10
BROWARD HEALTH CARE			10	100%	10
VENICE REGIONAL MEDICAL CENTER			10	100%	10
MEDICAL LABORATORY DIAGNOSTICS			10	100%	10
NEW YORK STATE ELR - CATHOLIC HEALTH SERVICES REGIONAL LABORATORY		8	2	20%	10
NEW YORK STATE ELR - NEW YORK CITY DEPARTMENT OF HEALTH & MENTAL		9	1	10%	10
PERSONALIZED GENETIC TESTING			10	100%	10
MICHIGAN DEPARTMENT OF HEALTH AND HUMAN SERVICES			9	100%	9
WESTPAC LABS			9	100%	9
EAST ALABAMA MEDICAL CENTER LABORATORY		6	3	33%	9
NEW YORK STATE ELR - LOURDES HOSPITAL INC		9			9
ST VINCENTS MEDICAL CENTER RIVERSIDE NURSING			9	100%	9
MINUTE CLINIC INCORPORATE		8	1	11%	9
PROMEDICA LABORATORIES		8	1	11%	9
HUNTINGTON HOSPITAL LABORATORY		8	1	11%	9
LABORATORY OF FLORIDA			9	100%	9
CONSOLIDATED LAB SERVICES		8	1	11%	9
FLORIDA HOSPITAL LABS			9	100%	9
NEW YORK STATE ELR - GOOD SAMARITAN HOSPITAL LABORATORY		9			9
KEYS MEDICAL GROUP			9	100%	9
ADVENT HEALTH SEBRING			9	100%	9
BAY PINES VA		1	8	89%	9
Diatherix Laboratories, LLC		3	6	67%	9

COVID-19: testing by laboratory

Data through Aug 11, 2020 verified as of Aug 12, 2020 at 09:25 AM

Data in this report are provisional and subject to change.

The numbers in the table below represent the number for whom test results were received by the Department of Health. A person can be tested by more than one laboratory and can have both positive and negative results. **Therefore, the sum of the numbers in each column will be larger than the total number of people tested.**

Reporting lab	Inconclusive	Negative	Positive	Percent positive	Total
TYNDALL AFB			9	100%	9
DYNAMIC DNA LAB		1	8	89%	9
NEW YORK STATE ELR - VASSAR BROTHERS MEDICAL CENTER LABORATORY		9			9
BAY CARE OCCUPATIONAL CLINIC			9	100%	9
AMELIA MEDICAL CARE			9	100%	9
NEW YORK STATE ELR - NORTH CENTRAL BRONX HOSP		7	1	13%	8
PRATTVILLE BAPTIST HOSPITAL		7	1	13%	8
DOCTOR'S IN HOUSE LAB			8	100%	8
WOLFSON (USE BAPTIST)			8	100%	8
NADAL PEDIATRICS - VICTORIA STREET (3385)			8	100%	8
BAYCARE LABORATORIES			8	100%	8
CENTRA CARE – SAND LAKE			8	100%	8
MINI ER AND URGENT CARE			8	100%	8
BOCA BIOLISTICS REFERENCE LABORATORY			8	100%	8
BAYONET POINT MEDICAL CENTER			8	100%	8
NEW YORK STATE ELR - ST PETER'S BENDER LABORATORY		8			8
GENEUS DIAGNOSTICS			8	100%	8
STATE LAB		1	7	88%	8
UMHC/SYLVESTER AT KENDALL		1	7	88%	8
THE COMMONWEALTH OF MASSACHUSETTS			8	100%	8
ST. JOSEPH HOSPITAL AND HEALTH CARE INC.			8	100%	8
NORTH CAROLINA DEPARTMENT OF HEALTH & HUMAN SERVICES			8	100%	8
NEW YORK STATE ELR - JAMES J PETERS VA MEDICAL CENTER		6	2	25%	8
SPORTS DRUG TESTING LABORATORY			8	100%	8
NEW YORK STATE ELR - HUDSON VALLEY HOSPITAL CENTER LABORATORY		6	1	14%	7
UNIVERSITY HOSPITAL - STONY BROOK EASTERN		7			7
ADVENTHEALTH MEDICAL GROUP		5	2	29%	7
PENSACOLA PEDIATRICS			7	100%	7
X-GENE MOLECULAR LABS		1	6	86%	7
PECONIC BAY MEDICAL CENTER LABORATORY		6	1	14%	7
NORTH BAY HOSPITAL			7	100%	7
NORTHWELL HEALTH PLAINVIEW HOSPITAL LABORATORY		5	2	29%	7
ST VINCENT'S EAST LABORATORY		6	1	14%	7
SYLVESTER AT PLANTATION LABORATORY		6	1	14%	7
ORMOND BEACH CENTRA CARE			7	100%	7
LEE MEMORIAL HEALTH PARK LAB			7	100%	7
FLORIDA DEPARTMENT OF HEALTH IN LAKE COUNTY		3	4	57%	7
CLEVELAND CLINIC			7	100%	7
NORTHWEST FLORIDA COMMUNITY HOSPITAL		1	6	86%	7
SOUTHEAST ALABAMA MEDICAL CENTER			7	100%	7
CANTON-POTSDAM HOSPITAL LABORATORY		7			7
KEY PRIMARY CASE			7	100%	7
FHMG-FLORIDA HOSPITAL MEDICAL GROUP		3	4	57%	7
ROCKLEDGE			7	100%	7
LONGLEAF DIAGNOSTIC LABORATORIES		2	5	71%	7
ANGEL KIDS PEDIATRICS		1	6	86%	7
FLORIDA CLINICAL LAB			7	100%	7

COVID-19: testing by laboratory

Data through Aug 11, 2020 verified as of Aug 12, 2020 at 09:25 AM

Data in this report are provisional and subject to change.

The numbers in the table below represent the number for whom test results were received by the Department of Health. A person can be tested by more than one laboratory and can have both positive and negative results. **Therefore, the sum of the numbers in each column will be larger than the total number of people tested.**

Reporting lab	Inconclusive	Negative	Positive	Percent positive	Total
ST CATHERINE OF SIENA HOSPITAL		7			7
BIOFIRE			7	100%	7
WATSON CLINIC LLP MAIN			7	100%	7
NO NAME		5	2	29%	7
FLORIDA DEPARTMENT OF HEALTH IN HILLSBOROUGH COUNTY			7	100%	7
HIGHLANDS MEDICAL CENTER		7			7
HEALTHMARK REGIONAL HOSPITAL LAB		3	4	57%	7
URGENT CARE CURE		1	6	86%	7
NEW YORK STATE ELR - LABORATORY ALLIANCE OF CENTRAL NEW		7			7
NEW YORK PRESBYTERIAN - ALLEN HOSPITAL		7			7
LAKE CITY VETERANS HOSPITAL			7	100%	7
MICHIGAN DEPARTMENT OF COMMUNITY HEALTH		1	5	83%	6
ST ELIZABETH MEDICAL CENTER LABORATORY		6			6
TAMIAMI LAB MILLENIUM			6	100%	6
BROOKWOOD BAPTIST MEDICAL CENTER		6			6
ACH			6	100%	6
NEIGHBORHOOD MEDICAL CENTER		6			6
MONTEFIORE NEW ROCHELLE HOSPITAL		6			6
LONGWOOD FAMILY PRACTICE		6			6
FLORIDA WOMAN CARE LABORATORY			6	100%	6
ST JOSEPH HOSPITAL		5	1	17%	6
ARCHBOLD MEMORIAL HOSPITAL/LAB		3	3	50%	6
LEE MEMORIAL LAB GULF COAST			6	100%	6
TPCA CLINICAL LABORATORIES		3	3	50%	6
STATEN ISLAND UNIVERSITY HOSPITAL-POUCH		6			6
LEE COUNTY HEALTH DEPARTMENT		4	2	33%	6
ADVENTHEALTH CENTRA CARE LAKE MARY		2	4	67%	6
ABBOTT			6	100%	6
PALM BEACH PATHOLOGY		4	2	33%	6
NEW YORK STATE ELR - JAMAICA HOSPITAL MEDICAL CENTER		6			6
BIOCEPT			6	100%	6
SHELBY COUNTY HEALTH CARE CORPORATION		4	2	33%	6
DOCTORS MEMORIAL FAMILY MEDICINE			6	100%	6
PATHOGENIUS LABORATORIES		2	4	67%	6
LABCORP NEW PORT RICHEY			6	100%	6
ADVENTHEALTH PEDIATRICS/LAKE MARY PEDS		5	1	17%	6
ADVENTHEALTH CENTRA CARE ORMOND BEACH			6	100%	6
BAYCARE MEDICAL GROUP INC			6	100%	6
TRUE HEALTH DIAGNOSTICS		1	5	83%	6
BioReference Laboratories, Inc			6	100%	6
CREATIVE TESTING SOLUTIONS			6	100%	6
UPMC HEALTH SYSTEM		4	1	20%	5
JFK MEDICAL CENTER NORTH LAB			5	100%	5
LABCORP - NAPLES			5	100%	5
UNKNOWN LAB			5	100%	5
THE VILLAGES CLINICAL LAB		4	1	20%	5
XRL SXF REF LAB		5			5

COVID-19: testing by laboratory

Data through Aug 11, 2020 verified as of Aug 12, 2020 at 09:25 AM

Data in this report are provisional and subject to change.

The numbers in the table below represent the number for whom test results were received by the Department of Health. A person can be tested by more than one laboratory and can have both positive and negative results. **Therefore, the sum of the numbers in each column will be larger than the total number of people tested.**

Reporting lab	Inconclusive	Negative	Positive	Percent positive	Total
AIM LABORATORIES			5	100%	5
ST ANTHONY NORTH			5	100%	5
AEL KNOXVILLE			5	100%	5
SPECIALITY LABORATORIES,INC		4	1	20%	5
SUNCOAST COMMUNITY HEALTH CENTERS PEDIATRICS		1	4	80%	5
ALLIANCE PEDIATRICS			5	100%	5
ADVENT HEALTH CENTRA CARE PALM COAST			5	100%	5
TMH PHYSICIAN PARTNERS - MONTICELLO		5			5
ADVENTHEALTH ZEPHYRHILLS			5	100%	5
DOH JACKSONVILLE CENTRAL LABORATORY		3	2	40%	5
BIOTECH			5	100%	5
NEW YORK STATE ELR - SOUTHSIDE HOSPITAL NORTHWELL HEALTH LABORATORY		4	1	20%	5
BOZEMAN HEALTH DEACONESS HOSPITAL		3	2	40%	5
BOCA RATON REGIONAL HOSPITAL LAB			5	100%	5
LABCORP BURLINGTON CYTO		4	1	20%	5
DALE MEDICAL CENTER		2	3	60%	5
MINUTECLINIC DIAGNOSTIC OF RHODE ISLAND, LLC #729		4	1	20%	5
BROWARD COUNTY HEALTH DEPT.			5	100%	5
Cleveland Clinic Laboratories		1	4	80%	5
QUOTIENT SCIENCES			5	100%	5
TALLAHASSEE PRIMARY CARE ASSOC, PA		5			5
LAKELAND REGIONAL HEALTH			5	100%	5
CHEMISYS LABORATORIES			5	100%	5
Point of Care Testing			5	100%	5
COMMUNITY HEALTH CENTER			5	100%	5
ARNOT OGDEN MEDICAL CENTER LABORATORY		5			5
FRANCES WARDE MEDICAL LABORATORY		2	3	60%	5
CHILDREN'S HOSPITAL OF PHILADELPHIA		5			5
LEHIGH VALLEY HOSPITAL		3	2	40%	5
FLOWERS HOSPITAL		1	4	80%	5
LAB CORP OF AMERICA		1	4	80%	5
PATHGROUP			5	100%	5
STATEN ISLAND UNIVERSITY HOSPITAL		4			4
NOAH CLINICAL LABORATORY			4	100%	4
MINUTECLINIC DIAGNOSTIC OF RHODE ISLAND, LLC #1544		4			4
NEW YORK STATE ELR - BROOKLYN HOSPITAL CENTER DOWNTOWN CAMPUS		4			4
QUEST DIAGNOSTIC INC TECHINICAL			4	100%	4
METHODIST MEDICAL CENTER		3	1	25%	4
NEW HAMPSHIRE DEPARTMENT OF HEALTH AND HUMAN SERVICES		3	1	25%	4
PEDIATRIC HEALTH CARE ALLIANCE			4	100%	4
ST. JOSEPH'S HOSPITAL NORTH			4	100%	4
MEDLOGIC, LLC		1	3	75%	4
METROPOLITAN HOSPITAL CENTER		4			4
SOUTHWESTERN REGIONAL MEDICAL CENTER - TULSA		4			4
DTR LABS		3	1	25%	4
THOMAS JEFFERSON UNIVERSITY HOSPITAL		4			4
COMMUNITY HEALTH OF SOUTH FLORIDA			4	100%	4

COVID-19: testing by laboratory

Data through Aug 11, 2020 verified as of Aug 12, 2020 at 09:25 AM

Data in this report are provisional and subject to change.

The numbers in the table below represent the number for whom test results were received by the Department of Health. A person can be tested by more than one laboratory and can have both positive and negative results. **Therefore, the sum of the numbers in each column will be larger than the total number of people tested.**

Reporting lab	Inconclusive	Negative	Positive	Percent positive	Total
STATEN ISLAND UNIVERSITY HOSPITAL SEGUINE AVE		4			4
MISSOURI DEPARTMENT OF HEALTH AND SENIOR SERVICES			4	100%	4
BAY CARE			4	100%	4
ACHS		2	2	50%	4
FISHERMEN'S HOSPITAL			4	100%	4
COASTAL LABORATORIES			4	100%	4
QUEST DIAGNOSTICS- MELBOURNE			4	100%	4
LAWTON CHILES HEALTH CENTER			4	100%	4
DAVITA LABORATORY		4			4
ADVENTHEALTH CENTRA CARE			4	100%	4
COVENIENT CARE MEDICAL CLINIC			4	100%	4
LINCOLN MEDICAL AND MENTAL HEALTH CENTER		4			4
INTERLACHEN PEDIATRICS		4			4
GENUS DIAGNOSTICS			4	100%	4
ILLINOIS DEPT OF PUBLIC HEALTH LAB - SPRINGFIELD			4	100%	4
OKLAHOMA STATE UNIVERSITY DIAGNOSTIC LAB			4	100%	4
PRECISION LABS LLC		1	3	75%	4
PRIMARY CARE OF THE TREASURE COAST			4	100%	4
NICHOLS INSTITUTE QUEST DIAGNOSTICS		2	2	50%	4
IRL MARKET LAB			4	100%	4
INTERMARKET FACILITY			4	100%	4
ASCENSION ST. VINCENT'S PRIMARY CARE			4	100%	4
BAPTIST MEDICAL CENTER EAST		2	2	50%	4
COMMUNITY HEALTH NORTHWEST FLORIDA			4	100%	4
FLORIDA STATE HOSPITAL			4	100%	4
NEW YORK STATE ELR - SAMARITAN HOSPITAL LABORATORY		4			4
FINLAY C. LABORATORY		3	1	25%	4
COLORADO DEPARTMENT OF PUBLIC HEALTH AND ENVIRONMENT			4	100%	4
MANATEE PEDIATRICS			4	100%	4
NEWYORK-PRESBYTERIAN/ LAWRENCE HOSPITAL LABORATORY		4			4
GENUS3		1	3	75%	4
BEAUMONT LABORATORY			4	100%	4
DCH REGIONAL MEDICAL CENTER LABORATORY		4			4
DOCTOR'S IN HOUSE LABORATORY			4	100%	4
EXPRESS TESTING-ONE			4	100%	4
Covance Central Laboratory			4	100%	4
DORAL URGENT CARE			3	100%	3
CENTRA CARE – LAKE NONA		1	2	67%	3
TIMBER RIDGE LABORATORY			3	100%	3
NORTH NAPLES HOSPITAL RESPIRATORY THERAPY DEPARTMENT			3	100%	3
SAMARITAN MEDICAL CENTER		3			3
EISENHOWER ARMY MEDICAL CENTER			3	100%	3
VIRGINIA DIVISION OF CONSOLIDATED LABORATORIES			3	100%	3
VIRTUA VOORHEES HOSPITAL		3			3
NEW YORK STATE ELR - JACOBI MEDICAL CENTER		3			3
MHHS All Lab Subsection		3			3
MARSHALL MEDICAL CENTER SOUTH LAB		2	1	33%	3

COVID-19: testing by laboratory

Data through Aug 11, 2020 verified as of Aug 12, 2020 at 09:25 AM

Data in this report are provisional and subject to change.

The numbers in the table below represent the number for whom test results were received by the Department of Health. A person can be tested by more than one laboratory and can have both positive and negative results. **Therefore, the sum of the numbers in each column will be larger than the total number of people tested.**

Reporting lab	Inconclusive	Negative	Positive	Percent positive	Total
BRANCH MEDICAL CLINIC			3	100%	3
JOHNS HOPKINS MEDICAL LABORATORIES		1	2	67%	3
BARONESS ERLANGER HOSPITAL		3			3
BAYCARE OUTREACH LABORATORY HOSPITAL			3	100%	3
JACKSON SOUTH COMMUNITY HOSPITAL LAB			3	100%	3
QUEST DIAGNOSTIC			3	100%	3
VA OUTPATIENT			3	100%	3
PUBLIC HEALTH LAB		3			3
WAKEMED		1	2	67%	3
EMERGENCY MEDICAL CENTER			3	100%	3
PALMS WEST HOSPITAL			3	100%	3
NAPHCARE, INC.			3	100%	3
FAMILY HEALTH CENTERS OF SWF LABS			3	100%	3
HEALTH CARE LABORATORY SERVICES			3	100%	3
PENNSYLVANIA DEPARTMENT OF HEALTH BUREAU OF LABORATORIES			3	100%	3
KEY WEST URGENT CARE, INC		3			3
PHYSICIANS STAT			3	100%	3
MONTEFIORE ST LUKE'S CORNWALL HOSPITAL		2	1	33%	3
GULF COAST MEDICAL GROUP			3	100%	3
ALACHUA COUNTY HEALTH DEPARTMENT			3	100%	3
MIAMI CANCER INSTITUTE			3	100%	3
MALABAR/ADVENT CENTRA CARE			3	100%	3
FLORIDA HOSPITAL			3	100%	3
NEW YORK STATE ELR - ORANGE REGIONAL MEDICAL CENTER LABORATORY		3			3
ACCESS HEALTH CARE		2	1	33%	3
WESLEY CHAPEL INTERNAL MEDICINE AND PEDIATRICS			3	100%	3
ILLINOIS DEPARTMENT OF PUBLIC HEALTH			3	100%	3
PINELLAS COUNTY HEALTH DEPARTMENT		2	1	33%	3
NORTHERN DUTCHESS HOSPITAL LABORATORY		3			3
SEMINOLE COUNTY HEALTH DEPARTMENT		2	1	33%	3
INDIAN RIVER CHD VERO BEACH		2	1	33%	3
WOODHULL MEDICAL AND MENTAL HEALTH CTR		3			3
NEW YORK STATE ELR - LONG ISLAND JEWISH MED CTR		3			3
NORTHSHORE UNIVERSITY HEALTHSYSTEM EVANSTON HOSPITAL LAB			3	100%	3
JOE DIMAGGIO CHILDREN'S HOSPITAL		1	2	67%	3
NORTH BROWARD HOSPITAL DISTRICT HEALTHCARE FOR THE HOMELESS			3	100%	3
VA GULF COAST VETERANS HEALTH CARE SYSTEM			3	100%	3
BIODESIX, INC.		3			3
CALHOUN LIBERTY HOSPITAL			3	100%	3
ST LUKES HOSPITAL LABORATORY		2	1	33%	3
SOUTH GEORGIA MEDICAL CENTER			3	100%	3
TA LABCORP TAMPA			3	100%	3
CENTRA CARE HUNTER'S CREEK			3	100%	3
DOH-TAMPA BRANCH LABORATORY (MLK BLVD)			3	100%	3
BAYFRONT HEALTH PUNTA GORDA			3	100%	3
LABCORP DIAGNOSTICS-MIAMI		2	1	33%	3
LAKE WALES MEDICAL CENTER INC			3	100%	3

COVID-19: testing by laboratory

Data through Aug 11, 2020 verified as of Aug 12, 2020 at 09:25 AM

Data in this report are provisional and subject to change.

The numbers in the table below represent the number for whom test results were received by the Department of Health. A person can be tested by more than one laboratory and can have both positive and negative results. **Therefore, the sum of the numbers in each column will be larger than the total number of people tested.**

Reporting lab	Inconclusive	Negative	Positive	Percent positive	Total
CENTRAL FLORIDA HEALTH CARE INC			3	100%	3
QUATRACOR PLLC		3			3
ACADIAN DIAGNOSTIC LABORATORIES		2			2
GALEN BAYLOR EXTENSION		2			2
SCDHEC BUREAU OF LABORATORIES			2	100%	2
JOHN D. ARCHBOLD MEM. HOSPITAL			2	100%	2
LABCORP PHOENIX			2	100%	2
OHIO STATE UNIVERSITY MEDICAL CENTER			2	100%	2
MONROE COUNTY HOSPITAL		2			2
NLC LABS			2	100%	2
NEW YORK STATE ELR - NEW YORK PRESBYTERIAN-LOWER MANHATTAN		2			2
MADISON COUNTY MEMORIAL HOSP		1	1	50%	2
SARASOTA MEMORIAL MEDICAL URGENT CARE CENTER			2	100%	2
AHSE ROP		2			2
LABCORP RARITAN		2			2
MINUTECLINIC DIAGNOSTIC OF RHODE ISLAND, LLC #590		2			2
BFT LAB			2	100%	2
BIRMINGHAM VAMC		1	1	50%	2
CONNECTDX			2	100%	2
Cleveland Clinic Weston			2	100%	2
NEW YORK STATE ELR - COLUMBIA MEMORIAL HOSPITAL LABORATORY		2			2
COLLIER COUNTY HEALTH DEPT.			2	100%	2
FCHC (OB)-DARWIN SQUARE CTR.			2	100%	2
MONTANA PUBLIC HEALTH LAB			2	100%	2
GUTHRIE MEDICAL GROUP LABORATORIES		2			2
AMERICAN FAMILY CARE- ORANGE BEACH			2	100%	2
AMERICAN MEDICAL LABORATORIES			2	100%	2
HEART OF FLORIDA HMA			2	100%	2
FLORIDA HEALTH CARE PLANS			2	100%	2
QUEST DIAGNOSITCS INCORPORATED			2	100%	2
INGENIOUS PERSONALIZED MEDICINE		2			2
EXECUTIVE MEDICAL SERVICES		2			2
HEALTH FIRST IBM-UX			2	100%	2
JACKSON LABORATORY OF GENOMIC MEDICINE		2			2
ALABAMA DEPARTMENT OF PUBLIC HEALTH			2	100%	2
UNIVERSITY OF CHICAGO MEDICAL CENTER LAB			2	100%	2
GEORGIA DEPARTMENT OF PUBLIC HEALTH			2	100%	2
THOMAS LANGLEY			2	100%	2
SSM HEALTH ST LOUIS MICROBIOLOGY LABORATORY		1	1	50%	2
UNIVERSITY OF WASHINGTON MEDICAL CENTER			2	100%	2
UC CORAL GABLES			2	100%	2
CVS PHARMACY, INC DBA CVS/PHARMACY #10581		2			2
BAY CARE LAB SERVICES/ST. ANTHONY'S HOSPITAL			2	100%	2
BIO-REFERENCE LABORATORIES			2	100%	2
VERMONT DEPARTMENT OF HEALTH LABORATORY		1	1	50%	2
UNIVERSITY OF MIAMI			2	100%	2
TREASURE COAST COMMUNITY HEALTH			2	100%	2

COVID-19: testing by laboratory

Data through Aug 11, 2020 verified as of Aug 12, 2020 at 09:25 AM

Data in this report are provisional and subject to change.

The numbers in the table below represent the number for whom test results were received by the Department of Health. A person can be tested by more than one laboratory and can have both positive and negative results. **Therefore, the sum of the numbers in each column will be larger than the total number of people tested.**

Reporting lab	Inconclusive	Negative	Positive	Percent positive	Total
GEISINGER MEDICAL CENTER		2			2
ADVANCED URGENT CARE CENTER OF THE UPPER KEYS			2	100%	2
VRL EUROFINs			2	100%	2
ERIE COUNTY MEDICAL CTR CLINICAL LABS		2			2
CORAL GABLES HOSPITAL			2	100%	2
SPARROW CENTRAL LAB			2	100%	2
WHOLE CHILD PEDIATRICS			2	100%	2
UT MEMPHIS UNIVERSITY HEALTH SERVICES			2	100%	2
URGENT CARE TCMA			2	100%	2
ALTRU DIAGNOSTICS INC			2	100%	2
CONEMAUGH MEMORIAL MEDICAL CENTER		2			2
CELERION			2	100%	2
ST. JOSEPH REGIONAL MEDICAL CENTER			2	100%	2
ALLIANCE LABS @LRMC			2	100%	2
UNIVERSITY OF ALABAMA		2			2
ALVERNO CLINICAL LABORATORIES			2	100%	2
UNIVERSITY HOSPITAL			2	100%	2
TANNER MEDICAL CENTER EAST AL		2			2
ADVANCED MEDICAL CARE			2	100%	2
ST VINCENT'S CHILTON		1	1	50%	2
VIGILINT HEALTHCARE		1	1	50%	2
CONSOLIDATED LABORATORY SERVICES			2	100%	2
DEACONESS HOSPITAL			2	100%	2
BETH ISRAEL DEACONESS MEDICAL CENTER			2	100%	2
SIGNATURE CARE PFLUGERVILLE			2	100%	2
SHARP MEMORIAL HOSPITAL MICROBIOLOGY DEPT			2	100%	2
UNIVERSITY HOSPITAL OF BROOKLYN		2			2
UK HEALTHCARE			2	100%	2
UCLA HEALTHCARE CLINICAL LABS			2	100%	2
CAPTAIN JAMES A. LOVELL FEDERAL HEALTHCARE CENTER			2	100%	2
RUSH UNIVERSITY MEDICAL CENTER LABORATORY			2	100%	2
AMEERAH LABS			2	100%	2
BIO-TECH CLINICAL LABORATORIES			2	100%	2
DOCTOR'S IN-HOUSE LAB/COMMUNITY HEALTH CENTERS OF PINELLAS –PINELLAS P			2	100%	2
WATAUGA MEDICAL CENTER		1	1	50%	2
WALGREENS #5317		2			2
VIRTUA MEMORIAL HOSPITAL BURLINGTON COUNTY			2	100%	2
ENGLEWOOD HOSPITAL AND MEDICAL CENTER			2	100%	2
ST PETERSBURG PEDIATRICS-EAST BAY			2	100%	2
FLORIDA CLINICAL LABORATORY INC			2	100%	2
ONslow MEMORIAL HOSPITAL LABORATORY		2			2
QUEST DIAGNOSTICS-OCALA-SW HIGHWAY 200		2			2
OKLAHOMA STATE DEPARTMENT OF HEALTH-PUBLIC HEALTH LABORATORY			2	100%	2
NOT INDICATED			2	100%	2
KETTERING HEALTH			2	100%	2
SHELBY BAPTIST MEDICAL CENTER			2	100%	2
NOVANT HEALTH GOHEALTH URGENT CARE-HARRISBURG			2	100%	2

COVID-19: testing by laboratory

Data through Aug 11, 2020 verified as of Aug 12, 2020 at 09:25 AM

Data in this report are provisional and subject to change.

The numbers in the table below represent the number for whom test results were received by the Department of Health. A person can be tested by more than one laboratory and can have both positive and negative results. **Therefore, the sum of the numbers in each column will be larger than the total number of people tested.**

Reporting lab	Inconclusive	Negative	Positive	Percent positive	Total
EXOSOME DIAGNOSTICS		2			2
NOVANT HEALTH INPATIENT CARE			2	100%	2
MIDMICHIGAN MEDICAL CENTER			2	100%	2
ADVENTHEALTH CENTRA CARE APOPKA			2	100%	2
MEMORIAL SLOAN KETTERING CANCER CENTER		1	1	50%	2
IOWA DEPARTMENT OF PUBLIC HEALTH			2	100%	2
OHIO DEPARTMENT OF HEALTH LABORATORY		2			2
MINUTE CLINIC LLC #2216		2			2
OMNI			2	100%	2
NEW YORK STATE ELR - AUBURN COMMUNITY HOSPITAL		2			2
NEW YORK STATE DEPARTMENT OF HEALTH		1	1	50%	2
LEGACY LABORATORY SERVICES			2	100%	2
METRO KNOXVILLE HMA		2			2
MAILBOX DIAGNOSTICS		1	1	50%	2
LINCOLN DIAGNOSTIC LAB		2			2
PREMIER MEDICAL LABORATORY			2	100%	2
NEBRASKA MEDICAL CENTER			2	100%	2
NEW YORK STATE ELR - GLENS FALLS HOSPITAL DEPARTMENT OF PATHOLOGY		2			2
LABCORP - STUART		1	1	50%	2
OMNICARE PHARMACY OFTEXAS 1, LP DBA OMNICARE		2			2
LABCORP - OHIO			2	100%	2
LEESBURG REGIONAL MEDICAL CENTER		1	1	50%	2
QUEST DIAGNOSTICS-OCALA-SE 3RD		2			2
NEW YORK STATE ELR - ERIE COUNTY PUBLIC HEALTH CLINICAL		2			2
NEW YORK STATE ELR - BELLEVUE HOSPITAL CENTER DEPARTMENT		2			2
PREMIER LABORATORY SERVICES, LLC			2	100%	2
JOHNSON CITY MEDICAL CENTER		1	1	50%	2
PPD			2	100%	2
NEW YORK STATE ELR - LONG ISLAND JEWISH VALLEY STREAM		2			2
MEDRITE			2	100%	2
QUEENS HOSPITAL CENTER		2			2
RICHMOND UNIVERSITY MEDICAL CENTER		1	1	50%	2
LABCORP - LEESBURG			2	100%	2
ST CHARLES HOSPITAL LABORATORY		2			2
LAKE MARY KIDS CENTRA CARE			2	100%	2
PHYSICIANS LABORATORY SERVICES			2	100%	2
ROCKEFELLER UNIVERSITY CLINICAL GENOMICS LABORATOR		2			2
HOME ACCESS HEALTH			2	100%	2
INTERNAL MEDICINE ASSOCIATES-DUNELLON			2	100%	2
MAYO			2	100%	2
KANA MEDICAL			1	100%	1
VIRACOR			1	100%	1
FLORIDA DEPARTMENT OF HEALTH IN MIAMI DADE COUNTY			1	100%	1
GENETIC ASSAYS INC			1	100%	1
STANLY REGIONAL MEDICAL CENTER			1	100%	1
ECLRS			1	100%	1
LABCORP-PORT ST.LUCIE		1			1

COVID-19: testing by laboratory

Data through Aug 11, 2020 verified as of Aug 12, 2020 at 09:25 AM

Data in this report are provisional and subject to change.

The numbers in the table below represent the number for whom test results were received by the Department of Health. A person can be tested by more than one laboratory and can have both positive and negative results. **Therefore, the sum of the numbers in each column will be larger than the total number of people tested.**

Reporting lab	Inconclusive	Negative	Positive	Percent positive	Total
CAROMONT HEALTH			1	100%	1
RIVERVIEW REGIONAL MEDICAL CENTER		1			1
LabCorp L#09258090 M#09258105			1	100%	1
MID FLORIDA CLINICAL LABORATORY			1	100%	1
LABCORP HOUSTON			1	100%	1
TAMPA		1			1
MINUTECLINIC DIAGNOSTIC OF TEXAS		1			1
UNIVERSITY LAB			1	100%	1
SHANDS AT LAKE SHORE LAB			1	100%	1
SMITH NORTHVIEW HOSPITAL LAB			1	100%	1
VA GREATER LOS ANGELES HEALTH CARE SYSTEM			1	100%	1
VA HOSPITAL			1	100%	1
HANCOCK REGIONAL HOSPITAL		1			1
TIMPANOGOS REGIONAL HOSPITAL			1	100%	1
COASTAL MEDICAL LAB			1	100%	1
UTMB PATHOLOGY CLINICAL SERVICES LABORATORY			1	100%	1
HEALTHQUEST LABORATORIES			1	100%	1
SCIENCE CARE			1	100%	1
LABCORP - JACKSONVILLE			1	100%	1
UAB			1	100%	1
BMC/JACSONVILLE		1			1
Mt Sinai Aventura			1	100%	1
FALMOUTH BY THE SEA			1	100%	1
ST. MARY MEDICAL CENTER		1			1
LOYOLA UNIVERSITY MEDICAL CENTER LABORATORY			1	100%	1
BERKSHIRE MEDICAL CENTER			1	100%	1
VA OUT PATIENT CENTER			1	100%	1
MEDICAL ARTS LABORATORY			1	100%	1
DHEC - S.C PUBLIC HEALTH LAB			1	100%	1
CLEVELAND CLINIC OHIO LABORATORIES			1	100%	1
MINUTECLINIC DIAGNOSTIC OF TEXAS, LLC		1			1
DUKE HEALTH REGIONAL HOSPITAL			1	100%	1
ELITE CARE			1	100%	1
MPG JACKSONVILLE ATLANTIC BLVD		1			1
MONTANA DEPARTMENT OF PUBLIC HEALTH & HUMAN SERVICES			1	100%	1
ORMC-ARDEN/EOI			1	100%	1
HAWAII DEPARTMENT OF HEALTH LAB			1	100%	1
QUEST ELR		1			1
PROGENESIS INC			1	100%	1
HELIX DIAGNOSTICS			1	100%	1
SENTARA NORFOLK GENERAL HOSPITAL CENTRAL LAB			1	100%	1
SOUTHWEST FLORIDA DIVISION LAB			1	100%	1
PATHLINE			1	100%	1
SANFORD REGIONAL HOSPITAL WORTHINGTON		1			1
WARD MEMORIAL HOSPITAL		1			1
WEST			1	100%	1
LEESBURG FAMILY MEDICINE		1			1

COVID-19: testing by laboratory

Data through Aug 11, 2020 verified as of Aug 12, 2020 at 09:25 AM

Data in this report are provisional and subject to change.

The numbers in the table below represent the number for whom test results were received by the Department of Health. A person can be tested by more than one laboratory and can have both positive and negative results. **Therefore, the sum of the numbers in each column will be larger than the total number of people tested.**

Reporting lab	Inconclusive	Negative	Positive	Percent positive	Total
WELLNOW URGENT CARE		1			1
AMD			1	100%	1
PARROTT MEDICAL CLINIC			1	100%	1
BAPTIST HEALTH URGENT CARE AT KENDALL LAKES			1	100%	1
BAYONET POINT HOSPITAL LAB			1	100%	1
BEAUMONT REFERENCE LABORATORY			1	100%	1
Walker BaptistMedCtr			1	100%	1
BAPTIST HEALTH MEDICAL CENTER			1	100%	1
BASCOM PALMER-MICRO LAB			1	100%	1
BEAUFORT MEMORIAL			1	100%	1
BAYFRONT MEDICAL			1	100%	1
ADVENTHEALTH CENTRA CARE WESLEY CHAPEL			1	100%	1
ST. LUCIE COUNTY HEALTH DEPARTMENT		1			1
GEORGE SAFRAN MD PC		1			1
ATHENS LIMESTONE HOSPITAL		1			1
YORK HOSPITAL - LABORATORY			1	100%	1
CLIFTON-FINE HOSPITAL LABORATORY		1			1
CHARLOTTE CHD PORT CHARLOTTE		1			1
THE CHILDREN'S HOSPITAL OF PHILADELPHIA		1			1
COMMONWEALTH OF MASSACHUSETTS			1	100%	1
JRS LABORATORY			1	100%	1
ORANGE COUNTY HEALTH DEPT			1	100%	1
VELOCITY CARE			1	100%	1
BEAUMONT HOSPITAL, GROSSE POINTE			1	100%	1
UNKNOWN - MI			1	100%	1
UW HOSPITAL AND CLINICS			1	100%	1
QUEST - HOUSTON LAB			1	100%	1
ADVANCED MEDICAL LABORATORIES (AML)			1	100%	1
CQUENTIA NGS, LLC			1	100%	1
PRISMA HEALTH TUOMEY LABORATORY			1	100%	1
US LABORATORIES			1	100%	1
DOCS URGENT CARE			1	100%	1
ACL LABORATORIES INDUSTRIAL TOXICOLOGY			1	100%	1
WEST PACIFIC MEDICAL LABORATORY			1	100%	1
WASHINGTON STATE DEPARTMENT OF HEALTH PUBLIC HEALTH LABORATORIES			1	100%	1
WELLINGTON WEST 100176			1	100%	1
SUNY AT STONY BROOK			1	100%	1
GENEDX			1	100%	1
HEALTH NETWORK LABORATORIES		1			1
ST. LUKE'S HOSPITAL - BETHLEHEM CAMPUS		1			1
ADVANCED URGENT CARE OF MARATHON			1	100%	1
PERDIDO URGENT CARE			1	100%	1
EXCEL URGENT CARE OF NJ			1	100%	1
PEDIATRIC HEALTHCARE ALLIANCE			1	100%	1
SOUTHWEST REGIONAL PCR LABORATORY			1	100%	1
SOUTH LAKE FAMILY HEALTH CENTER			1	100%	1
DERMDX, DIV OF AURORA DIAGNOSTICS/BERNHARDT LAB		1			1

COVID-19: testing by laboratory

Data through Aug 11, 2020 verified as of Aug 12, 2020 at 09:25 AM

Data in this report are provisional and subject to change.

The numbers in the table below represent the number for whom test results were received by the Department of Health. A person can be tested by more than one laboratory and can have both positive and negative results. **Therefore, the sum of the numbers in each column will be larger than the total number of people tested.**

Reporting lab	Inconclusive	Negative	Positive	Percent positive	Total
ST.ELIZABETH HEALTH CENTER	1				1
MEDICAL CENTER ENTERPRISE			1	100%	1
INDIAN RIVER CLINICAL LABORATORY, INC.		1			1
NORTH FLORIDA PEDIATRICS JASPER			1	100%	1
INTERMOUNTAIN MEDICAL CENTER			1	100%	1
THE UNIVERSITY OF VERMONT MEDICAL CENTER		1			1
MEDONE URGENT CARE			1	100%	1
HEALTH ALLIANCE			1	100%	1
MAGNOLIA PEDIATRICS			1	100%	1
ALABAMA REFERENCE LAB			1	100%	1
GSM OCED Subsection			1	100%	1
BAPTIST PRIMARY CARE			1	100%	1
LAKEWOOD RANCH ER 24/7			1	100%	1
WEST KENDALL HOSPITAL			1	100%	1
WEST VIRGINIA UNIVERSITY HOSPITALS			1	100%	1
MARION COUNTY HEALTH DEPARTMENT			1	100%	1
COLORADO DEPARTMENT OF HEALTH LABORATORY SERVICES DIVISION			1	100%	1
ACCESSLAB		1			1
APS-SUMMIT CARE PHARMACY, LLC DBA OMNICARE		1			1
ST JOSEPHS CHILDRENS HOSPITAL OUTREACH			1	100%	1
EAST TENNESSEE STATE UNIVERSITY		1			1
COMPUNET CLINICAL LAB			1	100%	1
ELMHURST MEMORIAL HOSPITAL			1	100%	1
VA OUTPATIENT CLINIC			1	100%	1
VALLEY HOSPITAL MEDICAL CENTER		1			1
DOCTORS CLINICAL LABORATORY, INC			1	100%	1
WILMINGTON VA MEDICAL CENTER			1	100%	1
VITAE DIAGNOSTICS			1	100%	1
VIDANT MEDICAL CENTER			1	100%	1
Viracor Eurofins			1	100%	1
UNIVERSITY OF FLORIDA			1	100%	1
UNIVERSITY OF KANSAS MEDICAL CENTER			1	100%	1
NEW YORK CITY DEPARTMENT OF HEALTH			1	100%	1
GRAND VIEW HOSPITAL			1	100%	1
UF KANAPAHA LAB BEAKER		1			1
EXPRESS GENE MOLECULAR DIAGNOSTICS LABORATORY			1	100%	1
NORTH RIVER FAMILY HEALTH CENTER			1	100%	1
NORTH CAROLINA STATE LABORATORY OF PUBLIC HEALTH, SPECTRUM LAB NETWORK			1	100%	1
GENETRAIT LABORATORIES			1	100%	1
UNK			1	100%	1
AZALEA HEALTH			1	100%	1
SANFORD SOUTH UNIVERSITY		1			1
SEA LEVEL LABS			1	100%	1
RIVIERA BEACH HEALTH CENTER LAB			1	100%	1
BAPTIST ER TOWN CTR			1	100%	1
DALLAS MEDICAL CENTER			1	100%	1
GIFFORD MEMORIAL HOSPITAL		1			1

COVID-19: testing by laboratory

Data through Aug 11, 2020 verified as of Aug 12, 2020 at 09:25 AM

Data in this report are provisional and subject to change.

The numbers in the table below represent the number for whom test results were received by the Department of Health. A person can be tested by more than one laboratory and can have both positive and negative results. **Therefore, the sum of the numbers in each column will be larger than the total number of people tested.**

Reporting lab	Inconclusive	Negative	Positive	Percent positive	Total
MEDICAL CENTER AT OCEAN REEF			1	100%	1
ROBERT WOOD JOHNSON HOSPITAL			1	100%	1
REMISE OCCUPATIONAL HEALTH SOLUTIONS INC			1	100%	1
LABCORP-CRYSTAL RIVER			1	100%	1
CGH MEDICAL CENTER			1	100%	1
PRORENATA LABS			1	100%	1
OSWEGO HOSPITAL LABORATORY		1			1
LABCORP - PALM BEACH GARDENS			1	100%	1
RIVERSIDE MEDICAL GROUP		1			1
BARDMOOR LABORATORY			1	100%	1
CAROLINAS HEALTHCARE SYSTEM LAB			1	100%	1
QUEST DIAGNOSTICS-WEST HILLS		1			1
CBC LAB			1	100%	1
FLORIDA HOSPITAL LAB			1	100%	1
KETTERING MEDICAL CENTER			1	100%	1
BEEBE MEDICAL CENTER LABORATORY		1			1
MARINA DEL REY HOSPITAL LAB			1	100%	1
BLOUNT MEMORIAL HOSPITAL		1			1
BLOOD SYSTEMS LABORATORIES			1	100%	1
OMNICARE PHARMACY OF TEXAS 1, LP		1			1
BAYLOR COLLEGE OF MEDICINE			1	100%	1
OHIO DEPARTMENT OF HEALTH			1	100%	1
BAYLOR ESOTERIC AND MOLECULAR LAB			1	100%	1
NXGEN MDX LLC			1	100%	1
DELAWARE DIAGNOSTICS LABS			1	100%	1
LABCORP LAFAYETTE		1			1
REGIONAL MEDICAL LABORATORY			1	100%	1
FLORIDA DEPARTMENT OF HEALTH PALM BEACH COUNTY			1	100%	1
FLORIDA CLINICAL LABORATORY - BIOREFERENCE LABORATORIES			1	100%	1
CATHOLIC HEALTH SYSTEM DEPT LABORATORY		1			1
CAH ACQUISITION COMPANY 11 LLC			1	100%	1
CITRUS PARK			1	100%	1
CONEY ISLAND HOSPITAL		1			1
LABCORP SOUTH CHARLESTON			1	100%	1
LABCORP - LADY LAKE			1	100%	1
MEDSTAR HARBOR HOSPITAL			1	100%	1
MEDICAL CLINIC OF HOUSTON			1	100%	1
MEMORIAL HERMANN CONSOLIDATED LABORATORY SERVICES			1	100%	1
MINUTECLINIC DIAGNOSTIC			1	100%	1
MINUTE CLINIC DIAGNOSTIC OF VIRGINIA		1			1
DOCTOR'S WALK-IN CLINIC / QUEST DIAGNOSTICS			1	100%	1
LAKEVIEW REGIONAL HOSPITAL			1	100%	1
DOCTOR'S IN-HOUSE LAB/COMMUNITY HEALTH CENTERS OF PINELLAS - JOHNNIE R			1	100%	1
MD 365 MEDICAL CARE PLLC		1			1
MOLECULAR PATHOLOGY LABORATORY			1	100%	1
MUNSON MEDICAL CENTER			1	100%	1
MONTEFIORE NYACK HOSPITAL AFFILIATED LABORATORY		1			1

COVID-19: testing by laboratory

Data through Aug 11, 2020 verified as of Aug 12, 2020 at 09:25 AM

Data in this report are provisional and subject to change.

The numbers in the table below represent the number for whom test results were received by the Department of Health. A person can be tested by more than one laboratory and can have both positive and negative results. **Therefore, the sum of the numbers in each column will be larger than the total number of people tested.**

Reporting lab	Inconclusive	Negative	Positive	Percent positive	Total
NEW YORK STATE ELR - MERCY MEDICAL CENTER		1			1
NEW YORK STATE ELR - MONTEFIORE MEDICAL CENTER LABORATORIES - WEILER			1	100%	1
AFFILIATED LABORATORIES INC			1	100%	1
ADVENTIST HINSDALE HOSPITAL LABORATORY			1	100%	1
ONEIDA HEALTHCARE CENTER		1			1
NEW YORK STATE ELR - ST BARNABAS HOSPITAL		1			1
NORTHSIDE HOSPITAL DULUTH			1	100%	1
NORTHWESTERN MEMORIAL HOSPITAL			1	100%	1
MHS LAB		1			1
HARLEM HOSPITAL CENTER		1			1
FLORIDA HOSPITAL KISSIMMEE			1	100%	1
MCH PHYSICIANS GROUP			1	100%	1
SPRING HILL REGIONAL HOSPITAL			1	100%	1
HIGHLANDS CLINICAL LABORATORY			1	100%	1
DSI LABORATORIES-NAPLES-7TH			1	100%	1
ORLANDO HEALTH EMERGENCY DEPARTMENT		1			1
EDGAR PRICE FAMILY & CHILDREN HEALTHCARE CENTER			1	100%	1
SUNY UPSTATE MEDICAL UNIVERSITY			1	100%	1
Lourdes Hospital			1	100%	1
INTERMOUNTAIN CENTRAL LAB			1	100%	1
SMITH KLINE			1	100%	1
ALLIANCE LABORATORY SERVICES			1	100%	1
LABCORP KANSAS CITY			1	100%	1
LABCORP - ORLANDO		1			1
KANSAS DEPARTMENT OF HEALTH			1	100%	1
JOHN D. ARCHBOLD MEMORIAL HOSPITAL			1	100%	1
LAB CORP PHOENIX			1	100%	1
SONIC REFERENCE LABORATORY			1	100%	1
APPALACHIAN REGIONAL HEALTHCARE SYSTEM		1			1
RIVERSIDE METHODIST HOSPITAL LAB			1	100%	1
BIOMERIEUX			1	100%	1
BRISTOL REGINAL MEDICAL CENTER			1	100%	1
NORTHWEST FLORIDA CLINICAL LAB			1	100%	1
CALIFORNIA PUBLIC HEALTH LABORATORY			1	100%	1
BIODORON LABORATORIES			1	100%	1
BAPTIST HEALTH EXPRESS CARE AT KEY BISCAYNE			1	100%	1
BAYCARE MEDICAL GROUP			1	100%	1
NAVAL BRANCH MEDICAL CLINIC			1	100%	1
PEACHEALTH LABORATORIES		1			1
UNITED LABORATORY SERVICE			1	100%	1
NORTH SHORE HEMATOLOGY-ONCOLOGY ASSOCIATES, PC		1			1
UNITED CLINICAL LABORATORIES			1	100%	1
TIEHH BIOTERRORISM RESPONSE LAB			1	100%	1
TRUMAN MEDICAL CENTER - HOSPITAL HILL			1	100%	1
CFCH - FROSTPROOF			1	100%	1
CELEBRATION HOSPITAL			1	100%	1
VA HOSPITAL PATH & LAB			1	100%	1

COVID-19: testing by laboratory

Data through Aug 11, 2020 verified as of Aug 12, 2020 at 09:25 AM

Data in this report are provisional and subject to change.

The numbers in the table below represent the number for whom test results were received by the Department of Health. A person can be tested by more than one laboratory and can have both positive and negative results. **Therefore, the sum of the numbers in each column will be larger than the total number of people tested.**

Reporting lab	Inconclusive	Negative	Positive	Percent positive	Total
COCOA BEACH/ADVENT CENTRA		1			1
URGENT CARE WEST CLINIC			1	100%	1
ARNOLD PALMER HOSPITAL LABORATORY			1	100%	1
ILLINOIS DEPT OF PUBLIC HEALTH LABS			1	100%	1
TRINITAS REGIONAL MEDICAL CENTER			1	100%	1
LATE HOURS URGENT CARE			1	100%	1
REFERENCE LABORATORY			1	100%	1
SUNRISE DIAGNOSTIC LABORATORY			1	100%	1
UNIVERSITY HOSPITALS OF CLEVELAND			1	100%	1
UNIVERSITY OF MISSOURI HEALTH CARE			1	100%	1
ETHOS LABORATORIES		1			1
HARTFORD HOSPITAL ANCILLARY LAB		1			1
UNITED HEALTHCARE			1	100%	1
PIEDMONT HOSPITAL LAB			1	100%	1
ADVANCED LABORATORY SERVICES			1	100%	1
MIAMI BEACH URGENT CARE			1	100%	1
TUFTS MEDICAL CENTER			1	100%	1
ARKANSAS DEPARTMENT OF HEALTH			1	100%	1
LABCORP - DAYTONA BEACH			1	100%	1
WILLIAM A HINTON STATE LABORATORY INSTITUTE			1	100%	1
MAGNOLIA ADULT, LLC			1	100%	1
MARCO ISLAND HOSPITAL INC D/B/A			1	100%	1
LABCORP - HOLLYWOOD			1	100%	1
THE HEART HOSPITAL BAYLOR PLANO			1	100%	1
HOUSTON HEALTH DEPARTMENT - BUREAU OF LABORATORY SERVICES			1	100%	1
KENTUCKY CABINET FOR HEALTH AND FAMILY SERVICES			1	100%	1
PALM SPRINGS GENERAL HOSPITAL			1	100%	1
AFC PATRIOT URGENT CARE			1	100%	1
ACCESS HEALTH CARE PHYSICIANS			1	100%	1
SCRIPPS CLINIC MEDICAL			1	100%	1
HARDIN MEMORIAL HOSPITAL - HEARTLAND PATHOLOGY CONSULTANTS			1	100%	1
NOT GIVEN			1	100%	1
HOLY NAME MEDICAL CENTER		1			1
SACRED HEART MEDICAL GROUP			1	100%	1
PARKWAY REGIONAL MEDICAL CENTER LAB			1	100%	1
PHELPS HOSPITAL LABORATORY		1			1
BAYCARE ALLIANT HOSPITAL			1	100%	1
BAYCARE OUTREACH LAB			1	100%	1
PALM BEACH COUNTY HEALTH DEPARTMENT LABORATORY			1	100%	1
MD NOW URGENT CARE CENTER INC.			1	100%	1
AFC URGENT CARE			1	100%	1
PEDIATRIC ASSOCIATES - JACKSONVILLE			1	100%	1
MARYLAND DEPARTMENT OF HEALTH AND MENTAL HYGIENE			1	100%	1
PORT ST LUCIE REHABILITATION AND HEALTHCARE			1	100%	1
GEORGETOWN URGENT CARE			1	100%	1
State Lab Unspecifd			1	100%	1
BROOKSVILLE REGIONAL HOSPITAL			1	100%	1

COVID-19: testing by laboratory

Data through Aug 11, 2020 verified as of Aug 12, 2020 at 09:25 AM

Data in this report are provisional and subject to change.

The numbers in the table below represent the number for whom test results were received by the Department of Health. A person can be tested by more than one laboratory and can have both positive and negative results. **Therefore, the sum of the numbers in each column will be larger than the total number of people tested.**

Reporting lab	Inconclusive	Negative	Positive	Percent positive	Total
MERCY HEALTH—MUSKEGON		1			1
JEFFERSON COUNTY HEALTH DEPARTMENT-MONTICELLO		1			1
DEPARTMENT OF HEALTH AND HUMAN SERVICES DIVISION OF BEHAVIORAL HEALTH		1			1
TENNESSEE DOH - KNOXVILLE			1	100%	1
TEXAS DEPARTMENT OF STATE HEALTH SERVICES			1	100%	1
CELAL GUROL ERBAY, MD			1	100%	1
SV MOBILE HEALTH			1	100%	1
MISSOURI DEPARTMENT OF HEALTH AND SENIOR SERVICES - STATE PH LAB		1			1
FORT SANDERS REGIONAL LABORATORY		1			1
SKY RIDGE MEDICAL CENTER - MICRO			1	100%	1
NORTH BROWARD MEDICAL CENTER			1	100%	1
NORTHERN WESTCHESTER HOSPITAL LABORATORY		1			1
MEMORIAL HEALTH UNIVERSITY MEDICAL CENTER			1	100%	1
SPECTOR SCIENTIFIC LAB			1	100%	1
ST FRANCIS			1	100%	1
SOUTHEAST GEORGIA HEALTH SYSTEM			1	100%	1
FLORIDA HOSPITAL ALTAMONTE			1	100%	1
CHATSWORTH ASSISTED LIVING COMMUNITY AT PGA NATIONAL			1	100%	1
Total	27,948	4,709,452	701,395	13%	5,438,795