

COVID-19: vaccine summary

Vaccination data through May 1, 2021 as of May 2, 2021 at 12:05 AM

Data in this report are provisional and subject to change.

Data in this summary pertain to COVID-19 vaccines approved by the U.S. Food and Drug Administration and have been issued an Emergency Use Authorization (Janssen COVID-19 Vaccine, Moderna COVID-19 Vaccine and Pfizer-BioNTech COVID-19 Vaccine). These data summarize the number of people who have received either their first dose or have completed the series for a COVID-19 vaccine. **A person can only be counted in one category, first dose or series complete.** For persons receiving Moderna or Pfizer vaccines, once they receive their second dose, they are moved from the first dose column to the series completed column. **Because of this, the total first dose category may show a change from report to report not matching the total receiving their first dose from the previous day.** Persons receiving Johnson & Johnson vaccines will always be counted in the series completed column.

COVID-19 doses for vaccinated persons in Florida

Doses 14,665,875

People receiving one dose of a 1-dose series (Johnson & Johnson) or receiving only one dose of a 2-dose series (Moderna, Pfizer) count once. Persons receiving both doses of a 2-dose series count twice.

Current status of persons vaccinated for COVID-19 in Florida

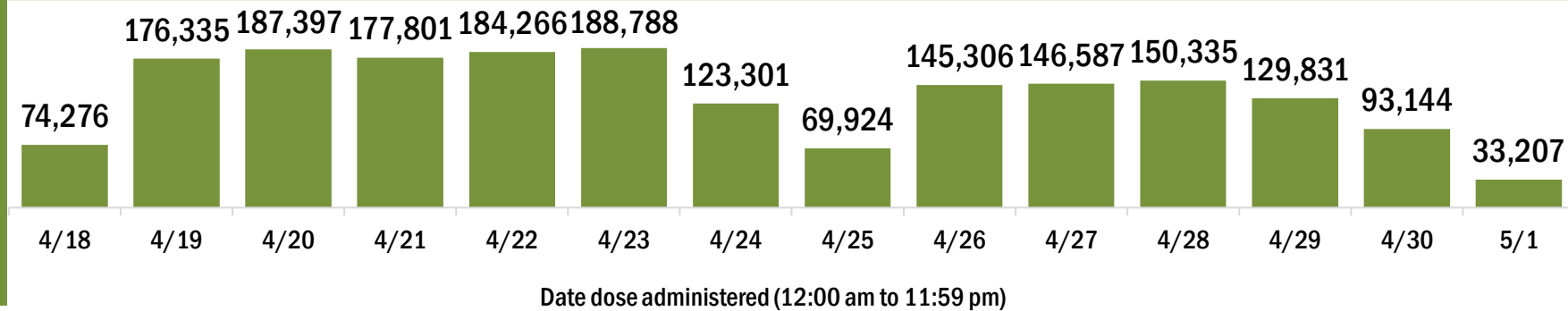
| | |
|--------------------------------|------------------|
| Total people vaccinated | 8,893,992 |
| First dose | 2,565,696 |
| Series completed | 6,328,296 |
| Completed 1-dose series | 556,413 |
| Completed 2-dose series | 5,771,883 |

First dose: current number of people who have only received their first dose of the Moderna or Pfizer vaccine.

Series complete: current number of people who have received both Moderna or Pfizer vaccine doses or one Johnson & Johnson dose and are considered fully immunized.

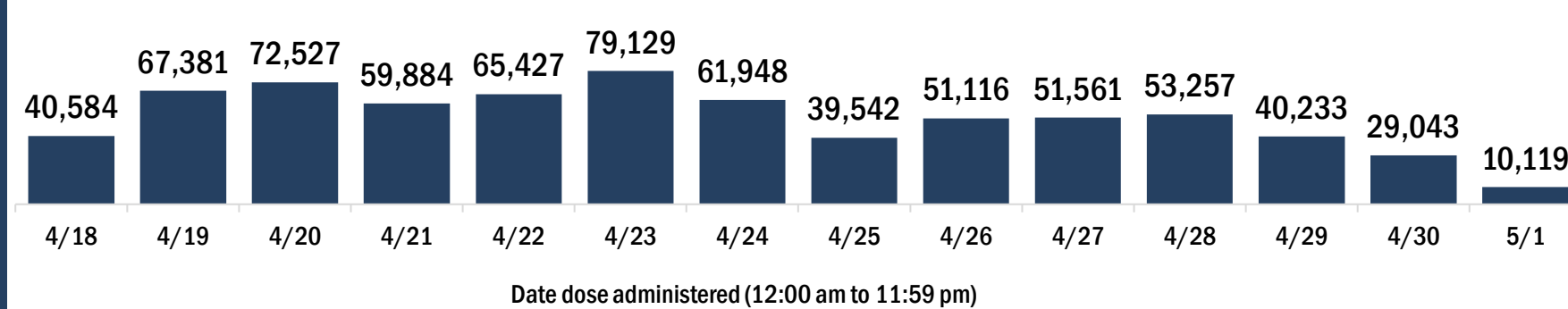
| Demographic summary | First dose | Series complete | Total people vaccinated |
|---|------------------|------------------|-------------------------|
| Age group | 2,565,696 | 6,328,296 | 8,893,992 |
| 16-24 years | 312,929 | 200,098 | 513,027 |
| 25-34 years | 368,587 | 367,395 | 735,982 |
| 35-44 years | 399,251 | 547,655 | 946,906 |
| 45-54 years | 409,609 | 831,054 | 1,240,663 |
| 55-64 years | 443,834 | 1,319,653 | 1,763,487 |
| 65-74 years | 349,662 | 1,738,774 | 2,088,436 |
| 75-84 years | 199,878 | 994,947 | 1,194,825 |
| 85+ years | 81,946 | 328,720 | 410,666 |
| Race | 2,565,696 | 6,328,296 | 8,893,992 |
| White | 1,606,052 | 4,347,225 | 5,953,277 |
| Black | 198,155 | 416,327 | 614,482 |
| American Indian/Alaskan | 11,055 | 21,334 | 32,389 |
| Other | 308,151 | 647,231 | 955,382 |
| Unknown | 442,283 | 896,179 | 1,338,462 |
| Other race includes Asian, native Hawaiian/Pacific Islander, or other. | | | |
| Ethnicity | 2,565,696 | 6,328,296 | 8,893,992 |
| Hispanic | 557,521 | 879,369 | 1,436,890 |
| Non-Hispanic | 1,126,472 | 3,410,362 | 4,536,834 |
| Unknown | 881,703 | 2,038,565 | 2,920,268 |
| Gender | 2,565,696 | 6,328,296 | 8,893,992 |
| Female | 1,334,750 | 3,556,826 | 4,891,576 |
| Male | 1,218,380 | 2,761,860 | 3,980,240 |
| Unknown | 12,566 | 9,610 | 22,176 |

COVID-19 doses administered for the past 2 weeks

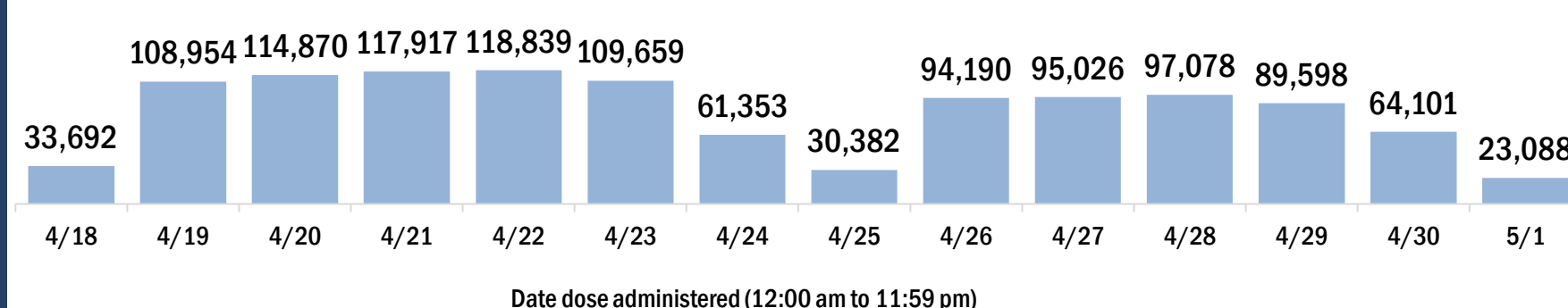


Persons vaccinated for COVID-19 for the past 2 weeks

Number of persons who received their first dose of a two-dose series of the COVID-19 vaccine



Number of persons who completed the COVID-19 vaccine series



COVID-19: vaccine summary

Vaccination data through May 1, 2021 as of May 2, 2021 at 12:05 AM

Data in this report are provisional and subject to change.

This table summarizes the number of people who have received either their first dose or have completed the series for a COVID-19 vaccine. A person can only be counted in one category, first dose or series complete. Persons receiving Johnson & Johnson vaccines will always be counted in the series completed column (see previous page for additional information).

| County of residence | Yesterday (May 1) | | | Cumulative | | |
|---------------------|-------------------|-----------------|-------------------------|------------------|------------------|-------------------------|
| | First dose | Series complete | Total people vaccinated | First dose | Series complete | Total people vaccinated |
| Alachua | 33 | 145 | 178 | 32,620 | 84,582 | 117,202 |
| Baker | 13 | 10 | 23 | 1,899 | 4,001 | 5,900 |
| Bay | 35 | 351 | 386 | 12,306 | 38,969 | 51,275 |
| Bradford | 2 | 8 | 10 | 2,388 | 4,226 | 6,614 |
| Brevard | 85 | 171 | 256 | 71,924 | 171,333 | 243,257 |
| Broward | 969 | 1,878 | 2,847 | 256,111 | 569,769 | 825,880 |
| Calhoun | 0 | 0 | 0 | 831 | 2,325 | 3,156 |
| Charlotte | 14 | 27 | 41 | 28,136 | 75,554 | 103,690 |
| Citrus | 35 | 43 | 78 | 13,235 | 46,731 | 59,966 |
| Clay | 53 | 144 | 197 | 13,757 | 49,369 | 63,126 |
| Collier | 49 | 43 | 92 | 50,029 | 139,072 | 189,101 |
| Columbia | 10 | 6 | 16 | 3,403 | 12,583 | 15,986 |
| Dade | 2,596 | 4,935 | 7,531 | 405,874 | 834,860 | 1,240,734 |
| Desoto | 98 | 8 | 106 | 4,681 | 7,222 | 11,903 |
| Dixie | 6 | 1 | 7 | 1,178 | 2,634 | 3,812 |
| Duval | 632 | 1,586 | 2,218 | 75,201 | 252,006 | 327,207 |
| Escambia | 29 | 65 | 94 | 26,046 | 71,824 | 97,870 |
| Flagler | 6 | 14 | 20 | 13,424 | 38,303 | 51,727 |
| Franklin | 0 | 2 | 2 | 841 | 3,149 | 3,990 |
| Gadsden | 3 | 10 | 13 | 3,881 | 12,742 | 16,623 |
| Gilchrist | 1 | 1 | 2 | 810 | 3,037 | 3,847 |
| Glades | 0 | 2 | 2 | 793 | 2,181 | 2,974 |
| Gulf | 0 | 8 | 8 | 1,193 | 3,480 | 4,673 |
| Hamilton | 1 | 2 | 3 | 917 | 2,325 | 3,242 |
| Hardee | 5 | 11 | 16 | 1,551 | 4,271 | 5,822 |
| Hendry | 12 | 8 | 20 | 3,687 | 7,808 | 11,495 |
| Hernando | 36 | 99 | 135 | 17,394 | 50,298 | 67,692 |
| Highlands | 89 | 505 | 594 | 13,358 | 28,231 | 41,589 |
| Hillsborough | 894 | 1,845 | 2,739 | 174,532 | 374,043 | 548,575 |
| Holmes | 0 | 2 | 2 | 1,134 | 2,991 | 4,125 |
| Indian River | 17 | 92 | 109 | 24,226 | 56,833 | 81,059 |
| Jackson | 8 | 3 | 11 | 4,066 | 9,253 | 13,319 |
| Jefferson | 1 | 1 | 2 | 1,190 | 3,841 | 5,031 |
| Lafayette | 2 | 1 | 3 | 707 | 1,397 | 2,104 |
| Lake | 80 | 228 | 308 | 36,914 | 128,101 | 165,015 |
| Lee | 126 | 80 | 206 | 87,630 | 237,067 | 324,697 |
| Leon | 54 | 144 | 198 | 28,668 | 84,249 | 112,917 |
| Levy | 9 | 11 | 20 | 2,462 | 8,589 | 11,051 |
| Liberty | 2 | 0 | 2 | 726 | 1,253 | 1,979 |
| Madison | 3 | 1 | 4 | 1,566 | 4,005 | 5,571 |
| Manatee | 27 | 109 | 136 | 44,490 | 125,334 | 169,824 |
| Marion | 76 | 180 | 256 | 31,125 | 101,831 | 132,956 |
| Martin | 118 | 598 | 716 | 20,169 | 55,347 | 75,516 |
| Monroe | 5 | 10 | 15 | 11,718 | 25,003 | 36,721 |
| Nassau | 23 | 20 | 43 | 5,343 | 28,441 | 33,784 |
| Okaloosa | 18 | 85 | 103 | 15,381 | 45,056 | 60,437 |
| Okeechobee | 5 | 12 | 17 | 3,500 | 8,324 | 11,824 |
| Orange | 1,425 | 2,428 | 3,853 | 160,933 | 383,050 | 543,983 |
| Osceola | 401 | 1,451 | 1,852 | 44,003 | 93,365 | 137,368 |
| Out-Of-State | 128 | 123 | 251 | 85,630 | 124,215 | 209,845 |
| Palm Beach | 516 | 3,087 | 3,603 | 190,990 | 462,538 | 653,528 |
| Pasco | 142 | 239 | 381 | 58,761 | 144,049 | 202,810 |
| Pinellas | 231 | 672 | 903 | 105,835 | 321,189 | 427,024 |
| Polk | 187 | 342 | 529 | 75,583 | 163,525 | 239,108 |
| Putnam | 7 | 6 | 13 | 5,497 | 12,977 | 18,474 |
| Santa Rosa | 60 | 117 | 177 | 16,733 | 40,839 | 57,572 |
| Sarasota | 256 | 58 | 314 | 62,305 | 174,549 | 236,854 |
| Seminole | 108 | 218 | 326 | 50,642 | 128,104 | 178,746 |
| St. Johns | 61 | 137 | 198 | 23,495 | 101,936 | 125,431 |
| St. Lucie | 121 | 277 | 398 | 37,152 | 83,448 | 120,600 |
| Sumter | 32 | 43 | 75 | 12,689 | 70,718 | 83,407 |
| Suwannee | 5 | 10 | 15 | 2,119 | 7,932 | 10,051 |
| Taylor | 3 | 2 | 5 | 1,792 | 3,815 | 5,607 |
| Union | 0 | 4 | 4 | 2,701 | 1,916 | 4,617 |
| Unknown | 23 | 35 | 58 | 3,434 | 4,948 | 8,382 |
| Volusia | 115 | 215 | 330 | 61,107 | 152,808 | 213,915 |
| Wakulla | 5 | 9 | 14 | 3,110 | 7,681 | 10,791 |
| Walton | 2 | 107 | 109 | 6,736 | 16,829 | 23,565 |
| Washington | 11 | 3 | 14 | 1,434 | 4,022 | 5,456 |
| Total | 10,119 | 23,088 | 33,207 | 2,565,696 | 6,328,296 | 8,893,992 |