

COVID-19: vaccine summary

Vaccination data through May 14, 2021 as of May 15, 2021 at 12:05 AM

Data in this report are provisional and subject to change.

Data in this summary pertain to COVID-19 vaccines approved by the U.S. Food and Drug Administration and have been issued an Emergency Use Authorization (Janssen COVID-19 Vaccine, Moderna COVID-19 Vaccine and Pfizer-BioNTech COVID-19 Vaccine). These data summarize the number of people who have received either their first dose or have completed the series for a COVID-19 vaccine. **A person can only be counted in one category, first dose or series complete.** For persons receiving Moderna or Pfizer vaccines, once they receive their second dose, they are moved from the first dose column to the series completed column. **Because of this, the total first dose category may show a change from report to report not matching the total receiving their first dose from the previous day.** Persons receiving Johnson & Johnson vaccines will always be counted in the series completed column.

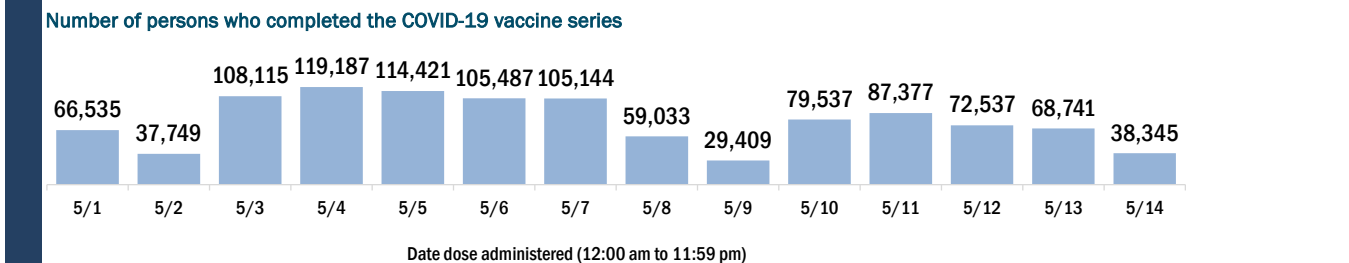
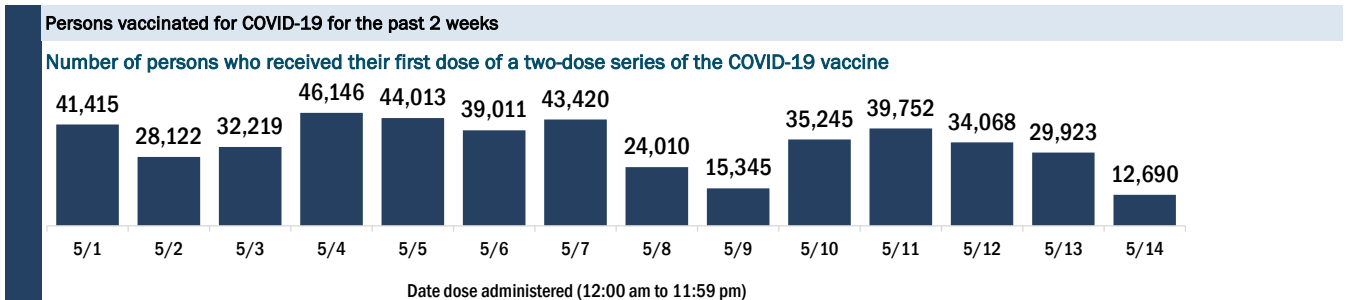
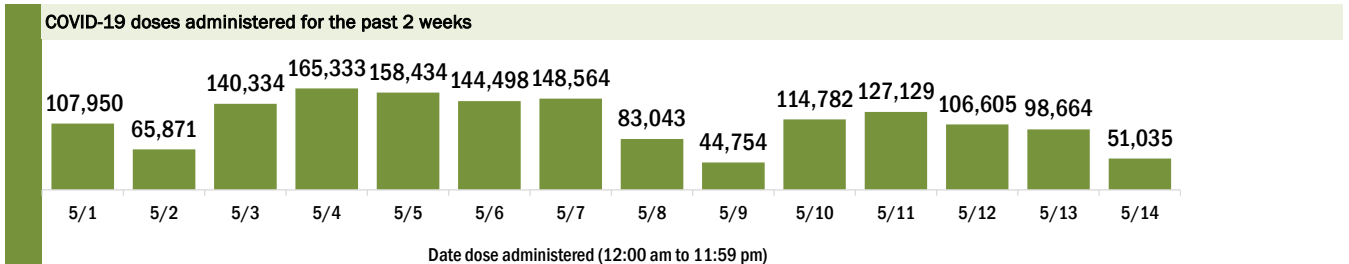
COVID-19 doses for vaccinated persons in Florida	
Doses	16,360,288

People receiving one dose of a 1-dose series (Johnson & Johnson) or receiving only one dose of a 2-dose series (Moderna, Pfizer) count once. Persons receiving both doses of a 2-dose series count twice.

Current status of persons vaccinated for COVID-19 in Florida	
Total people vaccinated	9,538,110
First dose	2,039,309
Series completed	7,498,801
Completed 1-dose series	676,623
Completed 2-dose series	6,822,178

First dose: current number of people who have only received their first dose of the Moderna or Pfizer vaccine.
Series complete: current number of people who have received both Moderna or Pfizer vaccine doses or one Johnson & Johnson dose and are considered fully immunized.

Demographic summary	First dose	Series complete	Total people vaccinated
Age group	2,039,309	7,498,801	9,538,110
16-24 years	228,579	384,768	613,347
25-34 years	263,475	583,543	847,018
35-44 years	292,391	776,508	1,068,899
45-54 years	318,795	1,044,071	1,362,866
55-64 years	357,376	1,519,474	1,876,850
65-74 years	318,175	1,817,581	2,135,756
75-84 years	183,877	1,031,701	1,215,578
85+ years	76,641	341,155	417,796
Race	2,039,309	7,498,801	9,538,110
White	1,233,380	5,101,753	6,335,133
Black	168,055	504,335	672,390
American Indian/Alaskan	9,774	25,999	35,773
Other	251,022	800,550	1,051,572
Unknown	377,078	1,066,164	1,443,242
Other race includes Asian, native Hawaiian/Pacific Islander, or other.			
Ethnicity	2,039,309	7,498,801	9,538,110
Hispanic	458,093	1,169,341	1,627,434
Non-Hispanic	838,930	3,950,278	4,789,208
Unknown	742,286	2,379,182	3,121,468
Gender	2,039,309	7,498,801	9,538,110
Female	1,066,043	4,145,198	5,211,241
Male	962,393	3,342,475	4,304,868
Unknown	10,873	11,128	22,001



COVID-19: vaccine summary

Vaccination data through May 14, 2021 as of May 15, 2021 at 12:05 AM

Data in this report are provisional and subject to change.

This table summarizes the number of people who have received either their first dose or have completed the series for a COVID-19 vaccine. A person can only be counted in one category, first dose or series complete. Persons receiving Johnson & Johnson vaccines will always be counted in the series completed column (see previous page for additional information).

County of residence	Yesterday (May 14)			Cumulative		
	First dose	Series complete	Total people vaccinated	First dose	Series complete	Total people vaccinated
Alachua	44	117	161	26,676	97,364	124,040
Baker	1	5	6	1,588	4,572	6,160
Bay	98	143	241	9,687	44,287	53,974
Bradford	6	22	28	1,565	5,348	6,913
Brevard	119	752	871	50,128	208,624	258,752
Broward	1,604	3,614	5,218	211,157	693,009	904,166
Calhoun	0	5	5	819	2,491	3,310
Charlotte	49	142	191	23,632	83,575	107,207
Citrus	51	226	277	9,831	52,875	62,706
Clay	122	177	299	11,198	55,486	66,684
Collier	124	450	574	36,995	162,634	199,629
Columbia	16	37	53	2,632	14,200	16,832
Dade	2,828	6,941	9,769	341,769	1,034,854	1,376,623
Desoto	80	126	206	3,962	8,685	12,647
Dixie	1	7	8	912	3,026	3,938
Duval	618	1,268	1,886	62,381	283,092	345,473
Escambia	107	827	934	19,132	83,054	102,186
Flagler	50	128	178	9,639	44,323	53,962
Franklin	6	5	11	754	3,375	4,129
Gadsden	28	93	121	2,891	14,595	17,486
Gilchrist	3	19	22	629	3,465	4,094
Glades	4	17	21	443	2,767	3,210
Gulf	2	11	13	871	3,965	4,836
Hamilton	3	11	14	743	2,644	3,387
Hardee	27	65	92	1,906	5,161	7,067
Hendry	25	204	229	2,706	9,767	12,473
Hernando	58	195	253	13,340	58,062	71,402
Highlands	23	44	67	12,192	31,712	43,904
Hillsborough	1,021	2,883	3,904	146,553	443,125	589,678
Holmes	1	25	26	952	3,301	4,253
Indian River	16	39	55	20,765	63,822	84,587
Jackson	7	55	62	2,272	11,631	13,903
Jefferson	6	40	46	977	4,231	5,208
Lafayette	8	7	15	637	1,545	2,182
Lake	126	482	608	29,339	143,902	173,241
Lee	323	719	1,042	66,266	278,256	344,522
Leon	183	415	598	20,039	98,328	118,367
Levy	16	52	68	1,890	9,812	11,702
Liberty	8	6	14	669	1,374	2,043
Madison	11	15	26	991	4,826	5,817
Manatee	124	329	453	34,283	144,732	179,015
Marion	125	245	370	23,456	117,272	140,728
Martin	93	682	775	16,312	62,736	79,048
Monroe	44	96	140	10,362	29,393	39,755
Nassau	36	39	75	3,809	31,168	34,977
Okaloosa	86	172	258	11,321	53,319	64,640
Okeechobee	110	60	170	2,260	10,414	12,674
Orange	992	4,829	5,821	124,211	467,589	591,800
Osceola	326	958	1,284	35,269	116,063	151,332
Out-Of-State	203	272	475	80,321	148,391	228,712
Palm Beach	569	1,695	2,264	144,484	552,564	697,048
Pasco	190	758	948	43,345	171,682	215,027
Pinellas	306	2,150	2,456	76,345	373,299	449,644
Polk	402	1,577	1,979	63,141	196,013	259,154
Putnam	14	38	52	4,833	14,656	19,489
Santa Rosa	111	342	453	11,953	48,526	60,479
Sarasota	175	552	727	50,371	196,836	247,207
Seminole	207	725	932	33,353	156,962	190,315
St. Johns	77	145	222	16,183	114,534	130,717
St. Lucie	192	466	658	29,527	98,921	128,448
Sumter	46	69	115	10,026	74,805	84,831
Suwannee	8	12	20	1,851	8,783	10,634
Taylor	6	13	19	1,202	4,664	5,866
Union	2	12	14	2,282	2,417	4,699
Unknown	45	275	320	3,266	6,573	9,839
Volusia	307	1,323	1,630	45,358	182,251	227,609
Wakulla	15	48	63	2,632	8,568	11,200
Walton	29	52	81	5,184	19,643	24,827
Washington	27	22	49	841	4,862	5,703
Total	12,690	38,345	51,035	2,039,309	7,498,801	9,538,110