

COVID-19: vaccine summary

Vaccination data through May 17, 2021 as of May 18, 2021 at 12:05 AM

Data in this report are provisional and subject to change.

Data in this summary pertain to COVID-19 vaccines approved by the U.S. Food and Drug Administration and have been issued an Emergency Use Authorization (Janssen COVID-19 Vaccine, Moderna COVID-19 Vaccine and Pfizer-BioNTech COVID-19 Vaccine). These data summarize the number of people who have received either their first dose or have completed the series for a COVID-19 vaccine. **A person can only be counted in one category, first dose or series complete.** For persons receiving Moderna or Pfizer vaccines, once they receive their second dose, they are moved from the first dose column to the series completed column. **Because of this, the total first dose category may show a change from report to report not matching the total receiving their first dose from the previous day.** Persons receiving Johnson & Johnson vaccines will always be counted in the series completed column.

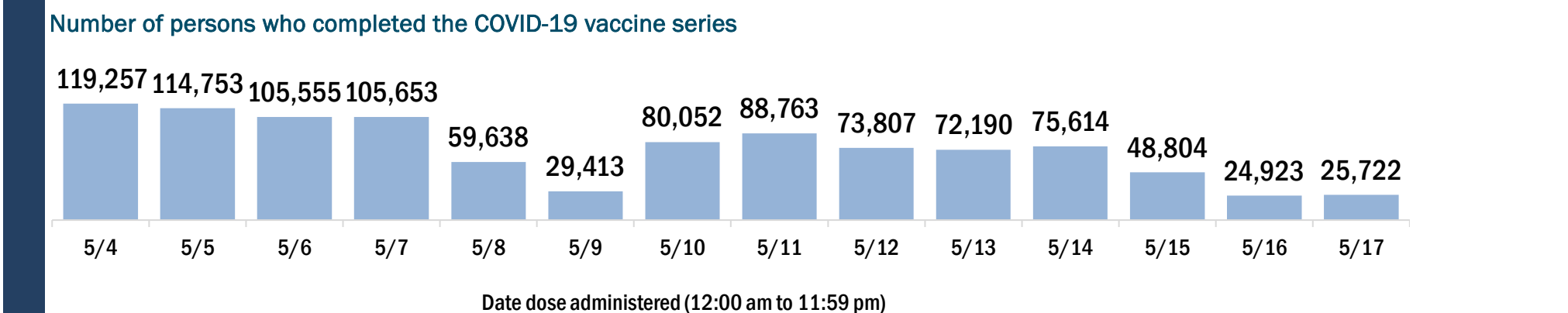
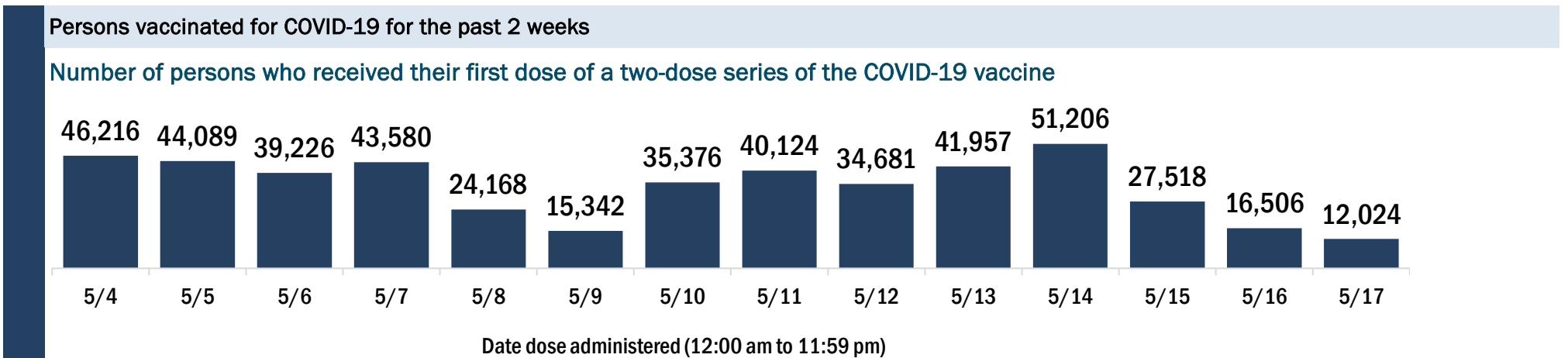
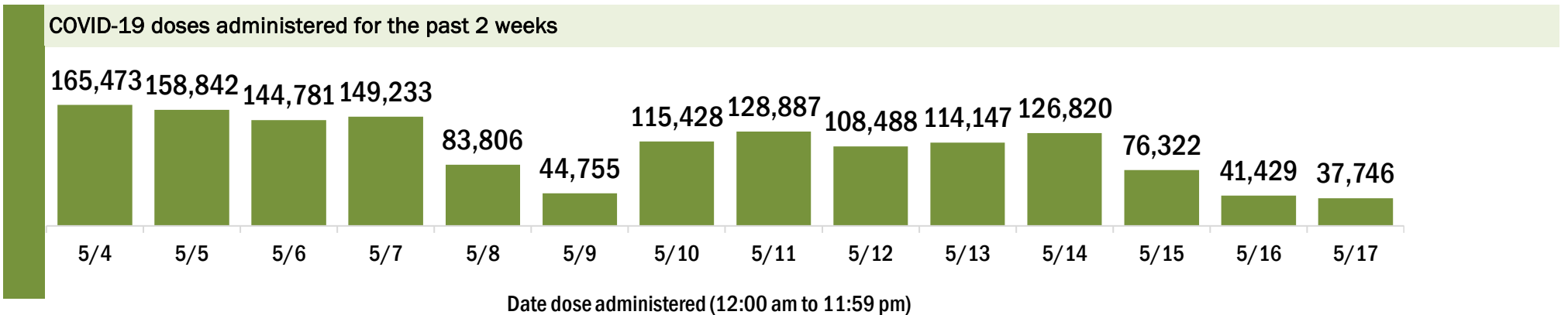
COVID-19 doses for vaccinated persons in Florida	
Doses	16,624,677

People receiving one dose of a 1-dose series (Johnson & Johnson) or receiving only one dose of a 2-dose series (Moderna, Pfizer) count once. Persons receiving both doses of a 2-dose series count twice.

Current status of persons vaccinated for COVID-19 in Florida	
Total people vaccinated	9,671,213
First dose	2,019,637
Series completed	7,651,576
Completed 1-dose series	698,112
Completed 2-dose series	6,953,464

First dose: current number of people who have only received their first dose of the Moderna or Pfizer vaccine.
Series complete: current number of people who have received both Moderna or Pfizer vaccine doses or one Johnson & Johnson dose and are considered fully immunized.

Demographic summary	First dose	Series complete	Total people vaccinated
Age group	2,019,637	7,651,576	9,671,213
12-14 years	20,600	0	20,600
15-24 years	229,174	408,963	638,137
25-34 years	255,332	610,548	865,880
35-44 years	284,253	805,690	1,089,943
45-54 years	310,101	1,073,143	1,383,244
55-64 years	347,776	1,546,249	1,894,025
65-74 years	314,758	1,827,676	2,142,434
75-84 years	181,874	1,036,448	1,218,322
85+ years	75,769	342,859	418,628
Race	2,019,637	7,651,576	9,671,213
White	1,225,046	5,187,039	6,412,085
Black	167,294	515,106	682,400
American Indian/Alaskan	9,923	26,485	36,408
Other	249,573	818,618	1,068,191
Unknown	367,801	1,104,328	1,472,129
<small>Other race includes Asian, native Hawaiian/Pacific Islander, or other.</small>			
Ethnicity	2,019,637	7,651,576	9,671,213
Hispanic	460,948	1,199,741	1,660,689
Non-Hispanic	831,998	4,003,187	4,835,185
Unknown	726,691	2,448,648	3,175,339
Gender	2,019,637	7,651,576	9,671,213
Female	1,057,520	4,219,877	5,277,397
Male	951,352	3,420,339	4,371,691
Unknown	10,765	11,360	22,125



COVID-19: vaccine summary

Vaccination data through May 17, 2021 as of May 18, 2021 at 12:05 AM

Data in this report are provisional and subject to change.

This table summarizes the number of people who have received either their first dose or have completed the series for a COVID-19 vaccine. A person can only be counted in one category, first dose or series complete. Persons receiving Johnson & Johnson vaccines will always be counted in the series completed column (see previous page for additional information).

County of residence	Yesterday (May 17)			Cumulative		
	First dose	Series complete	Total people vaccinated	First dose	Series complete	Total people vaccinated
Alachua	51	53	104	24,130	101,181	125,311
Baker	2	4	6	1,583	4,610	6,193
Bay	89	184	273	9,529	44,977	54,506
Bradford	21	11	32	1,581	5,386	6,967
Brevard	123	439	562	47,880	213,934	261,814
Broward	1,446	2,689	4,135	213,019	708,754	921,773
Calhoun	0	3	3	820	2,530	3,350
Charlotte	71	203	274	23,408	84,495	107,903
Citrus	36	105	141	9,781	53,450	63,231
Clay	155	131	286	11,188	56,411	67,599
Collier	93	241	334	35,939	165,091	201,030
Columbia	31	32	63	2,703	14,309	17,012
Dade	2,641	5,386	8,027	342,924	1,063,940	1,406,864
Desoto	18	79	97	4,054	8,836	12,890
Dixie	2	2	4	932	3,060	3,992
Duval	589	861	1,450	62,805	287,195	350,000
Escambia	66	176	242	18,828	84,138	102,966
Flagler	49	136	185	8,982	45,397	54,379
Franklin	0	2	2	748	3,384	4,132
Gadsden	33	55	88	2,701	14,944	17,645
Gilchrist	8	2	10	638	3,493	4,131
Glades	5	26	31	589	3,827	4,416
Gulf	10	13	23	859	3,990	4,849
Hamilton	6	4	10	426	3,005	3,431
Hardee	6	34	40	1,702	5,425	7,127
Hendry	7	23	30	2,545	9,450	11,995
Hernando	49	157	206	13,136	58,936	72,072
Highlands	34	80	114	11,745	32,650	44,395
Hillsborough	1,041	1,733	2,774	147,216	452,027	599,243
Holmes	0	18	18	924	3,234	4,158
Indian River	38	163	201	20,475	64,795	85,270
Jackson	11	38	49	2,263	11,681	13,944
Jefferson	6	31	37	959	4,418	5,377
Lafayette	0	0	0	375	1,833	2,208
Lake	176	354	530	28,809	146,110	174,919
Lee	230	1,051	1,281	65,309	282,610	347,919
Leon	181	318	499	19,523	99,867	119,390
Levy	15	13	28	1,806	10,009	11,815
Liberty	1	2	3	663	1,395	2,058
Madison	6	13	19	1,004	4,729	5,733
Manatee	97	205	302	33,958	146,509	180,467
Marion	219	281	500	23,293	118,785	142,078
Martin	31	151	182	15,128	64,491	79,619
Monroe	6	34	40	10,193	29,978	40,171
Nassau	25	56	81	3,870	31,377	35,247
Okaloosa	134	187	321	11,058	54,185	65,243
Okeechobee	18	19	37	2,198	10,021	12,219
Orange	1,229	1,985	3,214	120,875	472,563	593,438
Osceola	338	605	943	34,643	119,581	154,224
Out-Of-State	250	244	494	81,314	150,337	231,651
Palm Beach	589	2,679	3,268	140,508	564,882	705,390
Pasco	154	466	620	42,868	174,444	217,312
Pinellas	314	1,054	1,368	75,394	378,663	454,057
Polk	309	812	1,121	62,422	200,139	262,561
Putnam	19	20	39	4,853	14,810	19,663
Santa Rosa	26	87	113	11,723	49,272	60,995
Sarasota	183	438	621	49,921	199,792	249,713
Seminole	129	226	355	34,911	167,428	202,339
St. Johns	99	133	232	15,909	116,020	131,929
St. Lucie	158	320	478	28,699	101,106	129,805
Sumter	32	50	82	9,813	75,267	85,080
Suwannee	7	15	22	1,872	8,848	10,720
Taylor	4	13	17	1,211	4,737	5,948
Union	0	2	2	2,032	2,718	4,750
Unknown	26	122	148	3,324	7,082	10,406
Volusia	225	582	807	44,589	185,233	229,822
Wakulla	12	8	20	2,614	8,658	11,272
Walton	25	51	76	5,069	20,133	25,202
Washington	18	14	32	874	5,011	5,885
Total	12,022	25,724	37,746	2,019,637	7,651,576	9,671,213