

COVID-19: vaccine summary

Vaccination data through May 20, 2021 as of May 21, 2021 at 12:05 AM

Data in this report are provisional and subject to change.

Data in this summary pertain to COVID-19 vaccines approved by the U.S. Food and Drug Administration and have been issued an Emergency Use Authorization (Janssen COVID-19 Vaccine, Moderna COVID-19 Vaccine and Pfizer-BioNTech COVID-19 Vaccine). These data summarize the number of people who have received either their first dose or have completed the series for a COVID-19 vaccine. **A person can only be counted in one category, first dose or series complete.** For persons receiving Moderna or Pfizer vaccines, once they receive their second dose, they are moved from the first dose column to the series completed column. **Because of this, the total first dose category may show a change from report to report not matching the total receiving their first dose from the previous day.** Persons receiving Johnson & Johnson vaccines will always be counted in the series completed column.

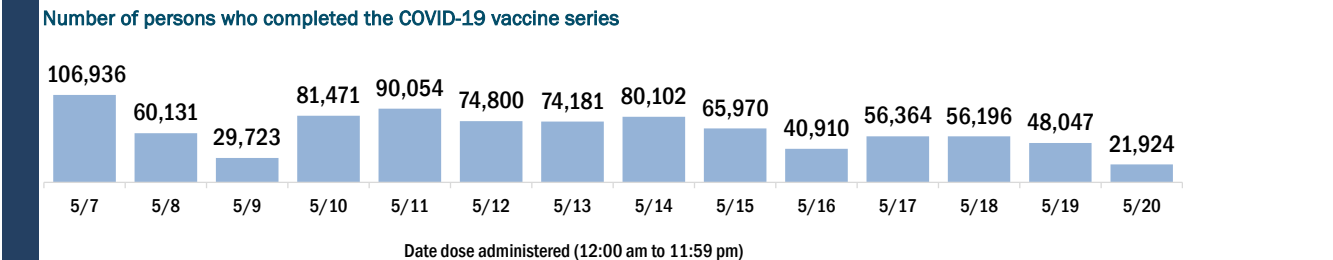
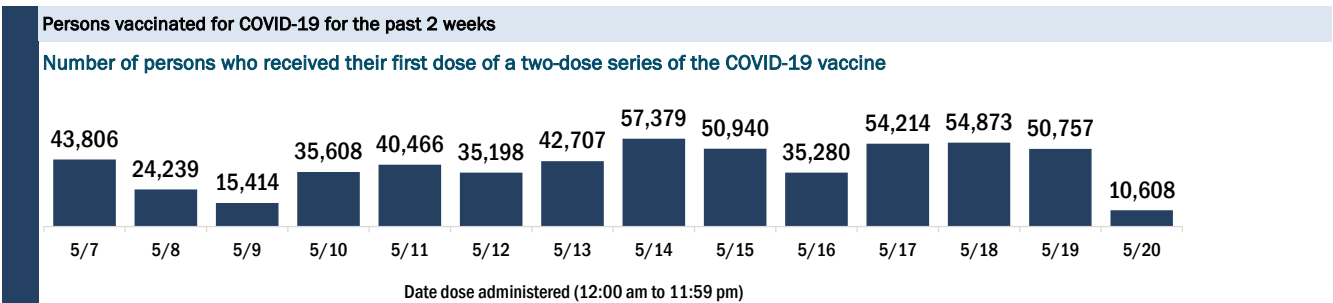
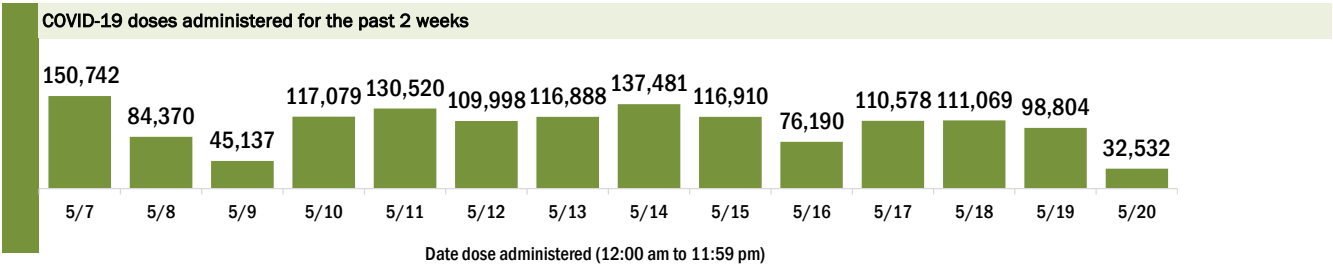
| COVID-19 doses for vaccinated persons in Florida | |
|--|-------------------|
| Doses | 17,062,851 |

People receiving one dose of a 1-dose series (Johnson & Johnson) or receiving only one dose of a 2-dose series (Moderna, Pfizer) count once. Persons receiving both doses of a 2-dose series count twice.

| Current status of persons vaccinated for COVID-19 in Florida | |
|--|------------------|
| Total people vaccinated | 9,916,161 |
| First dose | 2,041,959 |
| Series completed | 7,874,202 |
| Completed 1-dose series | 727,512 |
| Completed 2-dose series | 7,146,690 |

First dose: current number of people who have only received their first dose of the Moderna or Pfizer vaccine.
Series complete: current number of people who have received both Moderna or Pfizer vaccine doses or one Johnson & Johnson dose and are considered fully immunized.

| Demographic summary | First dose | Series complete | Total people vaccinated |
|---|------------------|------------------|-------------------------|
| Age group | 2,041,959 | 7,874,202 | 9,916,161 |
| 12-14 years | 50,937 | 0 | 50,937 |
| 15-24 years | 242,650 | 444,511 | 687,161 |
| 25-34 years | 254,817 | 648,176 | 902,993 |
| 35-44 years | 282,025 | 846,380 | 1,128,405 |
| 45-54 years | 306,453 | 1,113,370 | 1,419,823 |
| 55-64 years | 341,943 | 1,583,569 | 1,925,512 |
| 65-74 years | 309,583 | 1,846,652 | 2,156,235 |
| 75-84 years | 178,858 | 1,045,639 | 1,224,497 |
| 85+ years | 74,693 | 345,905 | 420,598 |
| Race | 2,041,959 | 7,874,202 | 9,916,161 |
| White | 1,231,064 | 5,328,254 | 6,559,318 |
| Black | 170,787 | 535,545 | 706,332 |
| American Indian/Alaskan | 10,424 | 27,595 | 38,019 |
| Other | 256,272 | 852,683 | 1,108,955 |
| Unknown | 373,412 | 1,130,125 | 1,503,537 |
| Other race includes Asian, native Hawaiian/Pacific Islander, or other. | | | |
| Ethnicity | 2,041,959 | 7,874,202 | 9,916,161 |
| Hispanic | 467,971 | 1,266,895 | 1,734,866 |
| Non-Hispanic | 834,465 | 4,101,078 | 4,935,543 |
| Unknown | 739,523 | 2,506,229 | 3,245,752 |
| Gender | 2,041,959 | 7,874,202 | 9,916,161 |
| Female | 1,070,985 | 4,330,526 | 5,401,511 |
| Male | 960,299 | 3,531,938 | 4,492,237 |
| Unknown | 10,675 | 11,738 | 22,413 |



COVID-19: vaccine summary

Vaccination data through May 20, 2021 as of May 21, 2021 at 12:05 AM

Data in this report are provisional and subject to change.

This table summarizes the number of people who have received either their first dose or have completed the series for a COVID-19 vaccine. A person can only be counted in one category, first dose or series complete. Persons receiving Johnson & Johnson vaccines will always be counted in the series completed column (see previous page for additional information).

| County of residence | Yesterday (May 20) | | | Cumulative | | |
|---------------------|--------------------|-----------------|-------------------------|------------------|------------------|-------------------------|
| | First dose | Series complete | Total people vaccinated | First dose | Series complete | Total people vaccinated |
| Alachua | 54 | 64 | 118 | 21,292 | 104,252 | 125,544 |
| Baker | 2 | 11 | 13 | 1,567 | 4,716 | 6,283 |
| Bay | 60 | 103 | 163 | 9,690 | 46,052 | 55,742 |
| Bradford | 7 | 8 | 15 | 2,908 | 6,094 | 9,002 |
| Brevard | 112 | 347 | 459 | 47,390 | 219,709 | 267,099 |
| Broward | 1,541 | 2,722 | 4,263 | 217,454 | 731,656 | 949,110 |
| Calhoun | 14 | 19 | 33 | 486 | 3,023 | 3,509 |
| Charlotte | 79 | 125 | 204 | 23,234 | 84,490 | 107,724 |
| Citrus | 55 | 150 | 205 | 9,838 | 54,327 | 64,165 |
| Clay | 71 | 102 | 173 | 11,869 | 57,711 | 69,580 |
| Collier | 140 | 448 | 588 | 35,680 | 169,955 | 205,635 |
| Columbia | 11 | 29 | 40 | 2,416 | 15,132 | 17,548 |
| Dade | 2,452 | 4,648 | 7,100 | 345,951 | 1,109,612 | 1,455,563 |
| Desoto | 23 | 72 | 95 | 3,932 | 9,382 | 13,314 |
| Dixie | 5 | 3 | 8 | 944 | 3,136 | 4,080 |
| Duval | 465 | 682 | 1,147 | 64,725 | 292,785 | 357,510 |
| Escambia | 59 | 188 | 247 | 19,317 | 86,686 | 106,003 |
| Flagler | 25 | 63 | 88 | 9,005 | 47,468 | 56,473 |
| Franklin | 0 | 2 | 2 | 490 | 3,811 | 4,301 |
| Gadsden | 26 | 35 | 61 | 2,823 | 15,170 | 17,993 |
| Gilchrist | 4 | 2 | 6 | 665 | 3,776 | 4,441 |
| Glades | 10 | 8 | 18 | 651 | 4,028 | 4,679 |
| Gulf | 0 | 2 | 2 | 815 | 3,846 | 4,661 |
| Hamilton | 1 | 1 | 2 | 393 | 2,932 | 3,325 |
| Hardee | 7 | 12 | 19 | 1,724 | 5,541 | 7,265 |
| Hendry | 65 | 85 | 150 | 2,603 | 9,599 | 12,202 |
| Hernando | 41 | 130 | 171 | 13,524 | 61,392 | 74,916 |
| Highlands | 39 | 46 | 85 | 11,961 | 33,181 | 45,142 |
| Hillsborough | 786 | 1,236 | 2,022 | 149,080 | 455,478 | 604,558 |
| Holmes | 4 | 6 | 10 | 575 | 3,458 | 4,033 |
| Indian River | 38 | 140 | 178 | 19,758 | 67,083 | 86,841 |
| Jackson | 23 | 47 | 70 | 2,260 | 11,585 | 13,845 |
| Jefferson | 1 | 1 | 2 | 655 | 4,779 | 5,434 |
| Lafayette | 0 | 4 | 4 | 384 | 2,035 | 2,419 |
| Lake | 126 | 268 | 394 | 28,625 | 142,335 | 170,960 |
| Lee | 295 | 915 | 1,210 | 65,250 | 290,692 | 355,942 |
| Leon | 154 | 94 | 248 | 19,963 | 101,591 | 121,554 |
| Levy | 14 | 19 | 33 | 2,030 | 10,879 | 12,909 |
| Liberty | 2 | 5 | 7 | 655 | 1,428 | 2,083 |
| Madison | 7 | 25 | 32 | 992 | 4,778 | 5,770 |
| Manatee | 78 | 226 | 304 | 34,294 | 149,194 | 183,488 |
| Marion | 176 | 437 | 613 | 24,060 | 126,556 | 150,616 |
| Martin | 48 | 117 | 165 | 14,677 | 64,933 | 79,610 |
| Monroe | 11 | 53 | 64 | 9,953 | 31,230 | 41,183 |
| Nassau | 6 | 29 | 35 | 3,995 | 31,660 | 35,655 |
| Okaloosa | 120 | 80 | 200 | 11,593 | 54,757 | 66,350 |
| Okeechobee | 23 | 10 | 33 | 2,231 | 10,048 | 12,279 |
| Orange | 708 | 1,593 | 2,301 | 123,554 | 485,143 | 608,697 |
| Osceola | 391 | 624 | 1,015 | 36,449 | 127,301 | 163,750 |
| Out-Of-State | 176 | 251 | 427 | 84,923 | 155,162 | 240,085 |
| Palm Beach | 609 | 1,411 | 2,020 | 140,424 | 577,752 | 718,176 |
| Pasco | 175 | 473 | 648 | 44,824 | 185,513 | 230,337 |
| Pinellas | 215 | 937 | 1,152 | 76,040 | 386,557 | 462,597 |
| Polk | 257 | 778 | 1,035 | 62,328 | 204,966 | 267,294 |
| Putnam | 22 | 114 | 136 | 4,941 | 16,093 | 21,034 |
| Santa Rosa | 43 | 84 | 127 | 11,650 | 49,492 | 61,142 |
| Sarasota | 86 | 160 | 246 | 49,897 | 203,228 | 253,125 |
| Seminole | 92 | 254 | 346 | 35,698 | 178,812 | 214,510 |
| St. Johns | 58 | 185 | 243 | 16,842 | 117,138 | 133,980 |
| St. Lucie | 171 | 257 | 428 | 30,575 | 107,685 | 138,260 |
| Sumter | 41 | 82 | 123 | 9,996 | 76,193 | 86,189 |
| Suwannee | 8 | 39 | 47 | 1,797 | 8,840 | 10,637 |
| Taylor | 3 | 5 | 8 | 1,233 | 4,849 | 6,082 |
| Union | 5 | 4 | 9 | 711 | 2,694 | 3,405 |
| Unknown | 19 | 62 | 81 | 3,400 | 7,514 | 10,914 |
| Volusia | 208 | 741 | 949 | 43,334 | 190,042 | 233,376 |
| Wakulla | 11 | 18 | 29 | 2,586 | 8,746 | 11,332 |
| Walton | 18 | 23 | 41 | 5,455 | 21,291 | 26,746 |
| Washington | 12 | 10 | 22 | 925 | 5,230 | 6,155 |
| Total | 10,608 | 21,924 | 32,532 | 2,041,959 | 7,874,202 | 9,916,161 |