

# COVID-19: vaccine summary

Vaccination data through May 21, 2021 as of May 22, 2021 at 12:05 AM

Data in this report are provisional and subject to change.

Data in this summary pertain to COVID-19 vaccines approved by the U.S. Food and Drug Administration and have been issued an Emergency Use Authorization (Janssen COVID-19 Vaccine, Moderna COVID-19 Vaccine and Pfizer-BioNTech COVID-19 Vaccine). These data summarize the number of people who have received either their first dose or have completed the series for a COVID-19 vaccine. **A person can only be counted in one category, first dose or series complete.** For persons receiving Moderna or Pfizer vaccines, once they receive their second dose, they are moved from the first dose column to the series completed column. **Because of this, the total first dose category may show a change from report to report not matching the total receiving their first dose from the previous day.** Persons receiving Johnson & Johnson vaccines will always be counted in the series completed column.

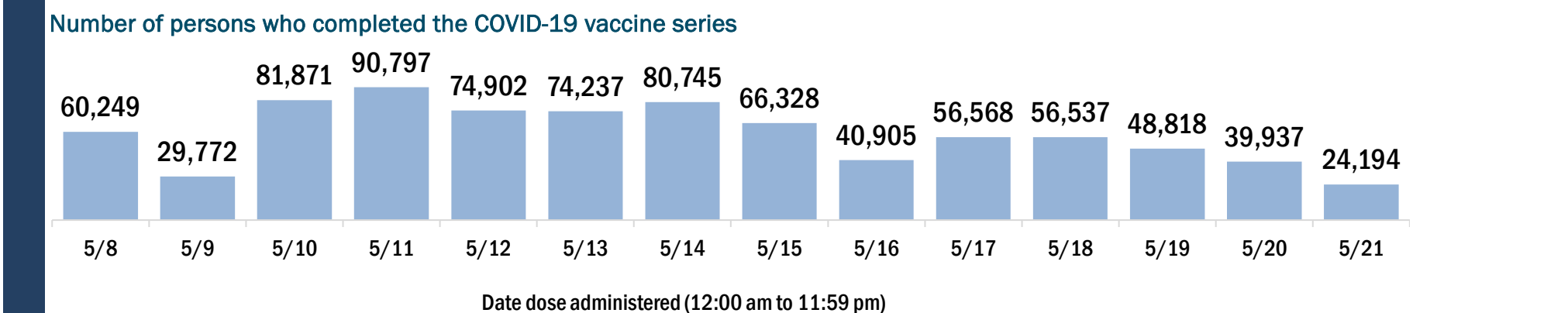
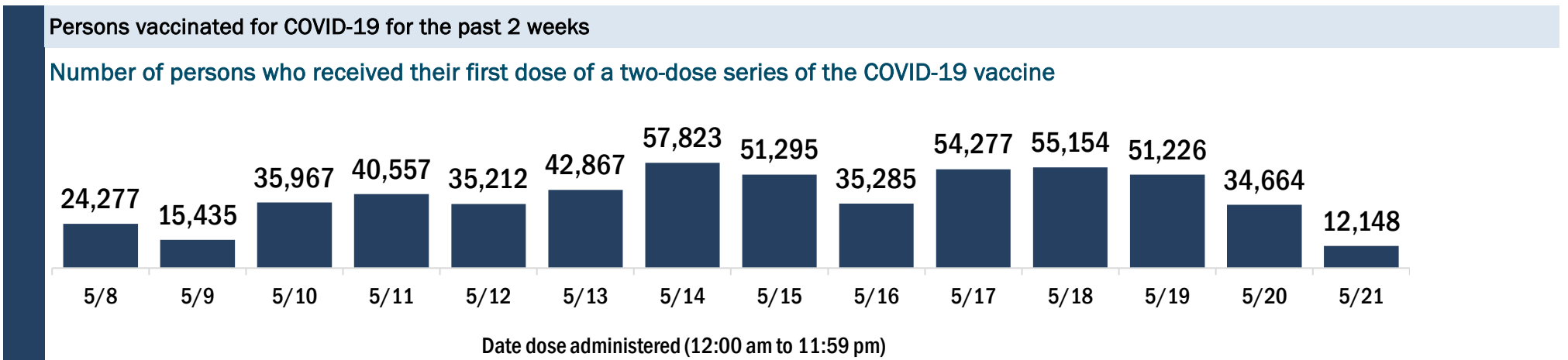
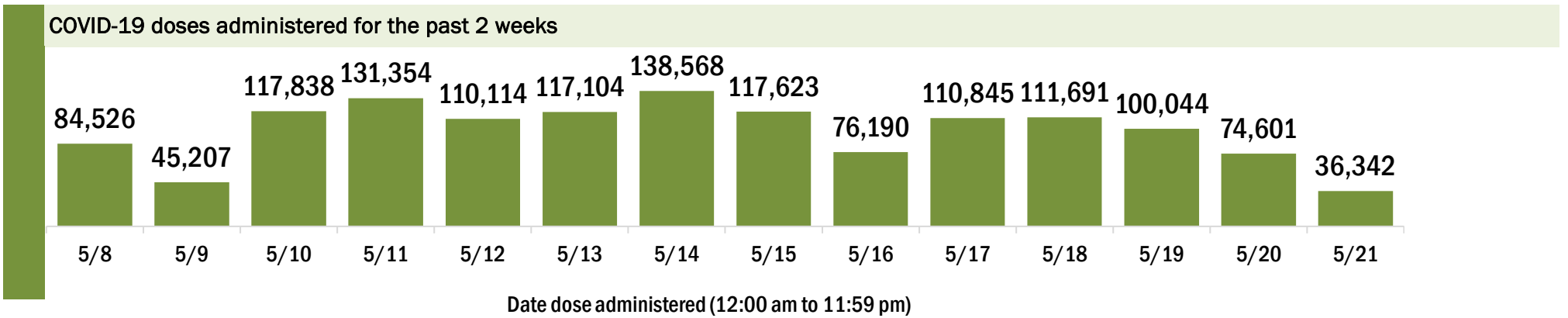
COVID-19 doses for vaccinated persons in Florida	
Doses	17,152,015

People receiving one dose of a 1-dose series (Johnson & Johnson) or receiving only one dose of a 2-dose series (Moderna, Pfizer) count once. Persons receiving both doses of a 2-dose series count twice.

Current status of persons vaccinated for COVID-19 in Florida	
Total people vaccinated	9,963,783
First dose	2,039,883
Series completed	7,923,900
Completed 1-dose series	735,668
Completed 2-dose series	7,188,232

**First dose:** current number of people who have only received their first dose of the Moderna or Pfizer vaccine.  
**Series complete:** current number of people who have received both Moderna or Pfizer vaccine doses or one Johnson & Johnson dose and are considered fully immunized.

Demographic summary	First dose	Series complete	Total people vaccinated
<b>Age group</b>	2,039,883	7,923,900	9,963,783
12-14 years	55,438	0	55,438
15-24 years	243,719	452,018	695,737
25-34 years	253,941	656,660	910,601
35-44 years	280,715	855,820	1,136,535
45-54 years	304,799	1,122,565	1,427,364
55-64 years	339,614	1,592,379	1,931,993
65-74 years	308,723	1,850,523	2,159,246
75-84 years	178,400	1,047,411	1,225,811
85+ years	74,534	346,524	421,058
<b>Race</b>	2,039,883	7,923,900	9,963,783
White	1,227,963	5,359,326	6,587,289
Black	170,790	540,566	711,356
American Indian/Alaskan	10,551	27,799	38,350
Other	256,237	858,804	1,115,041
Unknown	374,342	1,137,405	1,511,747
<small>Other race includes Asian, native Hawaiian/Pacific Islander, or other.</small>			
<b>Ethnicity</b>	2,039,883	7,923,900	9,963,783
Hispanic	470,185	1,277,855	1,748,040
Non-Hispanic	829,730	4,123,610	4,953,340
Unknown	739,968	2,522,435	3,262,403
<b>Gender</b>	2,039,883	7,923,900	9,963,783
Female	1,070,583	4,354,805	5,425,388
Male	958,659	3,557,252	4,515,911
Unknown	10,641	11,843	22,484



# COVID-19: vaccine summary

Vaccination data through May 21, 2021 as of May 22, 2021 at 12:05 AM

Data in this report are provisional and subject to change.

This table summarizes the number of people who have received either their first dose or have completed the series for a COVID-19 vaccine. A person can only be counted in one category, first dose or series complete. Persons receiving Johnson & Johnson vaccines will always be counted in the series completed column (see previous page for additional information).

County of residence	Yesterday (May 21)			Cumulative		
	First dose	Series complete	Total people vaccinated	First dose	Series complete	Total people vaccinated
Alachua	62	60	122	19,904	106,653	126,557
Baker	5	9	14	1,560	4,747	6,307
Bay	108	77	185	9,767	46,207	55,974
Bradford	3	33	36	3,092	6,255	9,347
Brevard	237	284	521	47,402	220,432	267,834
Broward	1,497	2,848	4,345	218,126	736,443	954,569
Calhoun	4	7	11	488	3,033	3,521
Charlotte	65	112	177	23,254	84,713	107,967
Citrus	42	69	111	9,843	54,529	64,372
Clay	85	139	224	11,805	58,041	69,846
Collier	161	210	371	35,564	170,678	206,242
Columbia	17	24	41	2,433	15,175	17,608
Dade	2,569	5,460	8,029	348,272	1,117,945	1,466,217
Desoto	14	29	43	3,917	9,434	13,351
Dixie	18	9	27	955	3,145	4,100
Duval	590	928	1,518	64,594	294,408	359,002
Escambia	260	284	544	19,347	87,140	106,487
Flagler	37	75	112	8,969	47,647	56,616
Franklin	8	10	18	495	3,828	4,323
Gadsden	35	41	76	2,823	15,228	18,051
Gilchrist	1	4	5	660	3,793	4,453
Glades	8	2	10	658	4,035	4,693
Gulf	2	3	5	813	3,856	4,669
Hamilton	1	3	4	391	2,936	3,327
Hardee	20	35	55	1,707	5,584	7,291
Hendry	42	27	69	2,610	9,654	12,264
Hernando	56	151	207	13,489	61,673	75,162
Highlands	97	22	119	12,047	33,290	45,337
Hillsborough	908	1,554	2,462	149,100	458,222	607,322
Holmes	3	4	7	558	3,488	4,046
Indian River	22	123	145	19,705	67,387	87,092
Jackson	27	53	80	2,216	11,678	13,894
Jefferson	16	28	44	650	4,808	5,458
Lafayette	0	2	2	378	2,042	2,420
Lake	153	351	504	28,739	143,274	172,013
Lee	369	544	913	64,522	292,779	357,301
Leon	240	185	425	20,057	101,931	121,988
Levy	57	86	143	1,997	11,002	12,999
Liberty	0	4	4	337	1,787	2,124
Madison	6	11	17	956	4,848	5,804
Manatee	96	202	298	34,227	149,798	184,025
Marion	137	179	316	24,069	127,008	151,077
Martin	44	273	317	14,508	65,320	79,828
Monroe	61	90	151	9,938	31,499	41,437
Nassau	23	75	98	3,974	31,771	35,745
Okaloosa	25	379	404	11,323	55,244	66,567
Okeechobee	12	21	33	2,231	10,087	12,318
Orange	971	2,180	3,151	123,236	489,534	612,770
Osceola	462	591	1,053	36,714	128,462	165,176
Out-Of-State	188	213	401	85,249	155,696	240,945
Palm Beach	575	1,315	1,890	140,473	580,639	721,112
Pasco	173	490	663	44,696	186,555	231,251
Pinellas	268	1,024	1,292	75,466	388,336	463,802
Polk	270	766	1,036	61,660	206,826	268,486
Putnam	11	40	51	4,923	16,171	21,094
Santa Rosa	85	94	179	11,645	49,729	61,374
Sarasota	140	326	466	49,671	204,113	253,784
Seminole	74	244	318	35,691	179,744	215,435
St. Johns	55	104	159	16,573	117,758	134,331
St. Lucie	154	395	549	30,591	108,349	138,940
Sumter	97	83	180	9,944	76,429	86,373
Suwannee	15	14	29	1,757	8,914	10,671
Taylor	8	10	18	1,240	4,863	6,103
Union	3	10	13	705	2,710	3,415
Unknown	48	160	208	3,417	7,687	11,104
Volusia	225	856	1,081	42,909	191,324	234,233
Wakulla	31	62	93	2,548	8,828	11,376
Walton	34	83	117	5,379	21,474	26,853
Washington	18	15	33	926	5,284	6,210
<b>Total</b>	<b>12,148</b>	<b>24,194</b>	<b>36,342</b>	<b>2,039,883</b>	<b>7,923,900</b>	<b>9,963,783</b>