

COVID-19: vaccine summary

Vaccination data through Apr 3, 2021 as of Apr 4, 2021 at 12:05 AM

Data in this report are provisional and subject to change.

Data in this summary pertain to COVID-19 vaccines approved by the U.S. Food and Drug Administration and have been issued an Emergency Use Authorization (Janssen COVID-19 Vaccine, Moderna COVID-19 Vaccine and Pfizer-BioNTech COVID-19 Vaccine). These data summarize the number of people who have received either their first dose or have completed the series for a COVID-19 vaccine. **A person can only be counted in one category, first dose or series complete.** For persons receiving Moderna or Pfizer vaccines, once they receive their second dose, they are moved from the first dose column to the series completed column. **Because of this, the total first dose category may show a change from report to report not matching the total receiving their first dose from the previous day.** Persons receiving Johnson & Johnson vaccines will always be counted in the series completed column.

COVID-19 doses for vaccinated persons in Florida

Doses 9,694,951

People receiving one dose of a 1-dose series (Johnson & Johnson) or receiving only one dose of a 2-dose series (Moderna, Pfizer) count once. Persons receiving both doses of a 2-dose series count twice.

Current status of persons vaccinated for COVID-19 in Florida

Total people vaccinated 6,299,638

First dose 2,638,758

Series completed 3,660,880

Completed 1-dose series 265,567

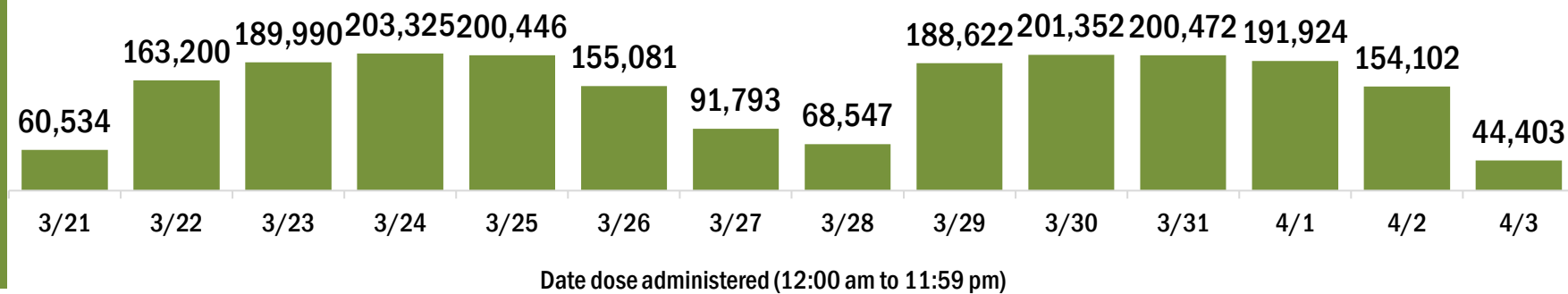
Completed 2-dose series 3,395,313

First dose: current number of people who have only received their first dose of the Moderna or Pfizer vaccine.

Series complete: current number of people who have received both Moderna or Pfizer vaccine doses or one Johnson & Johnson dose and are considered fully immunized.

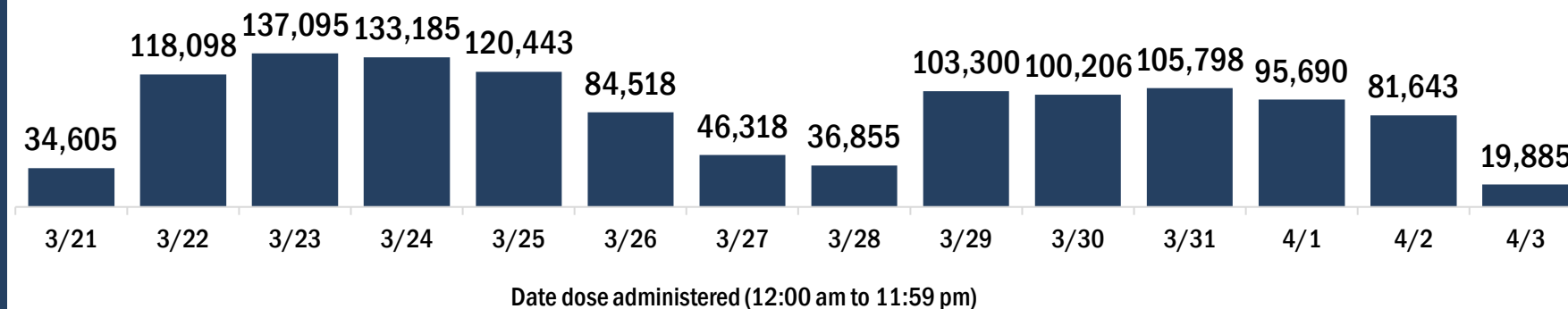
Demographic summary	First dose	Series complete	Total people vaccinated
Age group	2,638,758	3,660,880	6,299,638
16-24 years	77,402	53,454	130,856
25-34 years	138,850	153,790	292,640
35-44 years	246,748	210,398	457,146
45-54 years	454,601	291,788	746,389
55-64 years	826,961	458,014	1,284,975
65-74 years	494,185	1,404,254	1,898,439
75-84 years	291,706	816,475	1,108,181
85+ years	108,305	272,707	381,012
Race	2,638,758	3,660,880	6,299,638
American Indian/Alaskan	9,953	12,871	22,824
Black	170,705	236,976	407,681
Other	248,587	384,859	633,446
Unknown	482,888	483,959	966,847
White	1,726,625	2,542,215	4,268,840
Other race includes Asian, native Hawaiian/Pacific Islander, or other.			
Ethnicity	2,638,758	3,660,880	6,299,638
Hispanic	371,260	459,725	830,985
Non-Hispanic	1,298,467	2,004,249	3,302,716
Unknown	969,031	1,196,906	2,165,937
Gender	2,638,758	3,660,880	6,299,638
Female	1,459,280	2,116,308	3,575,588
Male	1,166,409	1,540,559	2,706,968
Unknown	13,069	4,013	17,082

COVID-19 doses administered for the past 2 weeks

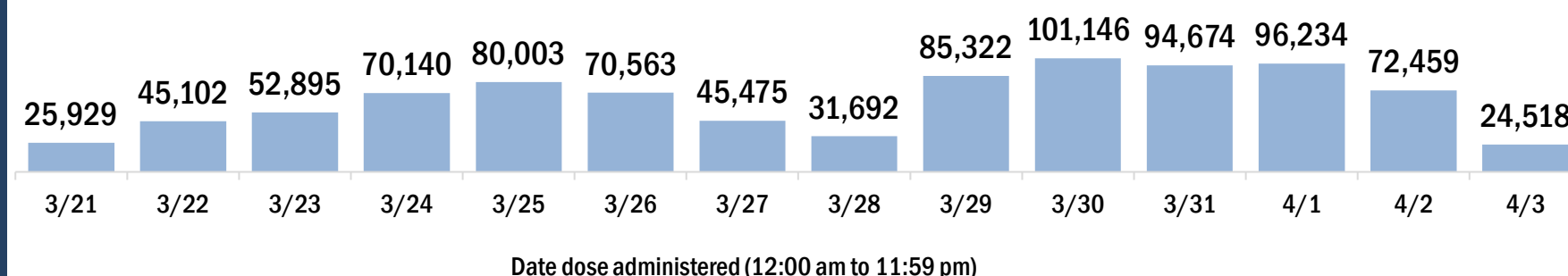


Persons vaccinated for COVID-19 for the past 2 weeks

Number of persons who received their first dose of a two-dose series of the COVID-19 vaccine



Number of persons who completed the COVID-19 vaccine series



COVID-19: vaccine summary

Vaccination data through Apr 3, 2021 as of Apr 4, 2021 at 12:05 AM

Data in this report are provisional and subject to change.

This table summarizes the number of people who have received either their first dose or have completed the series for a COVID-19 vaccine. A person can only be counted in one category, first dose or series complete. Persons receiving Johnson & Johnson vaccines will always be counted in the series completed column (see previous page for additional information).

County of residence	Yesterday (Apr 3)			Cumulative		
	First dose	Series complete	Total people vaccinated	First dose	Series complete	Total people vaccinated
Alachua	235	381	616	30,413	55,214	85,627
Baker	8	1	9	1,428	2,790	4,218
Bay	51	92	143	13,591	26,278	39,869
Bradford	22	7	29	1,189	3,112	4,301
Brevard	504	627	1,131	74,372	97,611	171,983
Broward	1,141	2,139	3,280	239,024	320,240	559,264
Calhoun	1	1	2	565	1,904	2,469
Charlotte	26	50	76	41,262	44,096	85,358
Citrus	73	20	93	19,742	29,718	49,460
Clay	135	135	270	17,150	30,816	47,966
Collier	134	248	382	53,659	86,986	140,645
Columbia	20	5	25	3,759	8,391	12,150
Dade	3,327	5,640	8,967	335,913	458,642	794,555
Desoto	14	1	15	3,852	3,974	7,826
Dixie	3	15	18	1,019	1,713	2,732
Duval	1,424	1,501	2,925	100,086	146,566	246,652
Escambia	64	834	898	28,999	46,989	75,988
Flagler	58	39	97	15,568	25,266	40,834
Franklin	0	1	1	933	2,388	3,321
Gadsden	33	26	59	4,265	8,184	12,449
Gilchrist	0	4	4	875	2,128	3,003
Glades	50	6	56	587	1,457	2,044
Gulf	4	2	6	992	2,607	3,599
Hamilton	1	2	3	713	1,582	2,295
Hardee	14	9	23	1,722	2,522	4,244
Hendry	32	249	281	3,628	3,996	7,624
Hernando	162	53	215	21,915	30,704	52,619
Highlands	21	58	79	18,312	16,207	34,519
Hillsborough	1,540	1,515	3,055	183,475	183,160	366,635
Holmes	3	7	10	870	2,233	3,103
Indian River	26	28	54	24,188	38,186	62,374
Jackson	4	3	7	2,898	7,164	10,062
Jefferson	0	1	1	1,180	2,709	3,889
Lafayette	2	1	3	402	1,163	1,565
Lake	208	337	545	48,765	77,604	126,369
Lee	389	406	795	104,755	135,111	239,866
Leon	159	205	364	33,215	49,964	83,179
Levy	20	27	47	3,145	5,084	8,229
Liberty	0	0	0	328	1,002	1,330
Madison	2	0	2	1,220	2,940	4,160
Manatee	144	127	271	64,926	66,958	131,884
Marion	412	220	632	37,306	64,349	101,655
Martin	67	77	144	19,127	37,530	56,657
Monroe	63	32	95	11,811	13,344	25,155
Nassau	276	65	341	8,346	19,380	27,726
Okaloosa	23	55	78	14,601	30,703	45,304
Okeechobee	27	3	30	3,189	5,156	8,345
Orange	1,863	2,815	4,678	151,402	185,439	336,841
Osceola	308	1,058	1,366	38,106	44,648	82,754
Out-Of-State	526	333	859	78,639	68,480	147,119
Palm Beach	3,217	827	4,044	168,087	294,503	462,590
Pasco	312	287	599	65,716	79,570	145,286
Pinellas	880	1,044	1,924	134,995	181,517	316,512
Polk	654	892	1,546	78,534	89,473	168,007
Putnam	18	12	30	6,574	8,374	14,948
Santa Rosa	51	685	736	17,074	26,884	43,958
Sarasota	126	108	234	90,221	100,534	190,755
Seminole	347	435	782	50,101	70,269	120,370
St. Johns	171	220	391	35,114	64,857	99,971
St. Lucie	97	92	189	28,237	55,557	83,794
Sumter	40	86	126	21,401	54,577	75,978
Suwannee	12	5	17	2,278	5,462	7,740
Taylor	11	7	18	1,587	2,721	4,308
Union	5	0	5	596	1,371	1,967
Unknown	11	24	35	3,217	2,168	5,385
Volusia	293	298	591	56,907	99,090	155,997
Wakulla	11	16	27	2,695	5,295	7,990
Walton	6	19	25	6,665	11,560	18,225
Washington	3	1	4	1,332	2,710	4,042
Total	19,884	24,519	44,403	2,638,758	3,660,880	6,299,638