

COVID-19: vaccine summary

Vaccination data through Apr 9, 2021 as of Apr 10, 2021 at 12:05 AM

Data in this report are provisional and subject to change.

Data in this summary pertain to COVID-19 vaccines approved by the U.S. Food and Drug Administration and have been issued an Emergency Use Authorization (Janssen COVID-19 Vaccine, Moderna COVID-19 Vaccine and Pfizer-BioNTech COVID-19 Vaccine). These data summarize the number of people who have received either their first dose or have completed the series for a COVID-19 vaccine. **A person can only be counted in one category, first dose or series complete.** For persons receiving Moderna or Pfizer vaccines, once they receive their second dose, they are moved from the first dose column to the series completed column. **Because of this, the total first dose category may show a change from report to report not matching the total receiving their first dose from the previous day.** Persons receiving Johnson & Johnson vaccines will always be counted in the series completed column.

COVID-19 doses for vaccinated persons in Florida

Doses 10,993,678

People receiving one dose of a 1-dose series (Johnson & Johnson) or receiving only one dose of a 2-dose series (Moderna, Pfizer) count once. Persons receiving both doses of a 2-dose series count twice.

Current status of persons vaccinated for COVID-19 in Florida

Total people vaccinated 7,103,884

First dose 2,782,907

Series completed 4,320,977

Completed 1-dose series 431,183

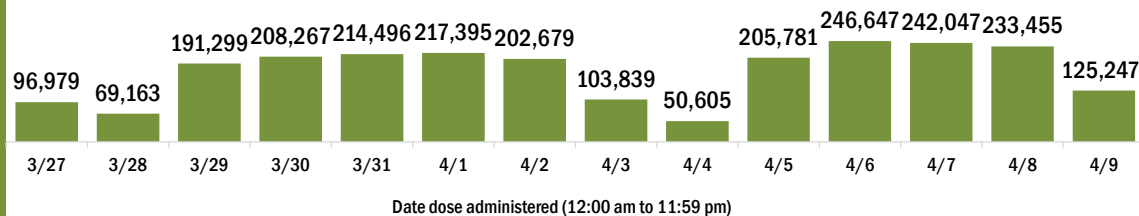
Completed 2-dose series 3,889,794

First dose: current number of people who have only received their first dose of the Moderna or Pfizer vaccine.

Series complete: current number of people who have received both Moderna or Pfizer vaccine doses or one Johnson & Johnson dose and are considered fully immunized.

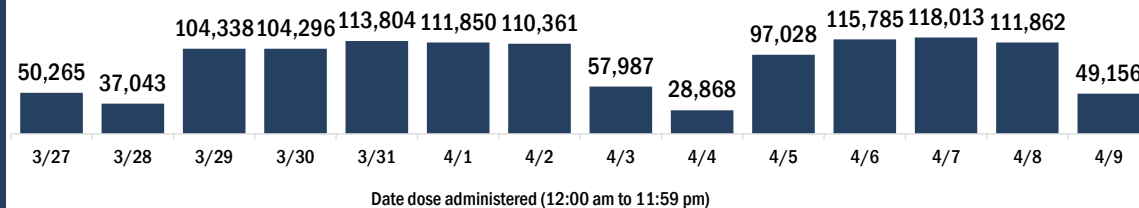
Demographic summary	First dose	Series complete	Total people vaccinated
Age group	2,782,907	4,320,977	7,103,884
16-24 years	149,390	84,962	234,352
25-34 years	215,489	207,956	423,445
35-44 years	334,021	282,403	616,424
45-54 years	522,751	386,904	909,655
55-64 years	781,014	653,964	1,434,978
65-74 years	432,792	1,524,318	1,957,110
75-84 years	251,063	885,343	1,136,406
85+ years	96,387	295,127	391,514
Race	2,782,907	4,320,977	7,103,884
American Indian/Alaskan	10,065	14,854	24,919
Black	181,247	283,457	464,704
Other	283,388	439,802	723,190
Unknown	502,815	578,692	1,081,507
White	1,805,392	3,004,172	4,809,564
Other race includes Asian, native Hawaiian/Pacific Islander, or other.			
Ethnicity	2,782,907	4,320,977	7,103,884
Hispanic	429,420	545,186	974,606
Non-Hispanic	1,354,893	2,365,894	3,720,787
Unknown	998,594	1,409,897	2,408,491
Gender	2,782,907	4,320,977	7,103,884
Female	1,507,853	2,480,270	3,988,123
Male	1,260,749	1,835,333	3,096,082
Unknown	14,305	5,374	19,679

COVID-19 doses administered for the past 2 weeks

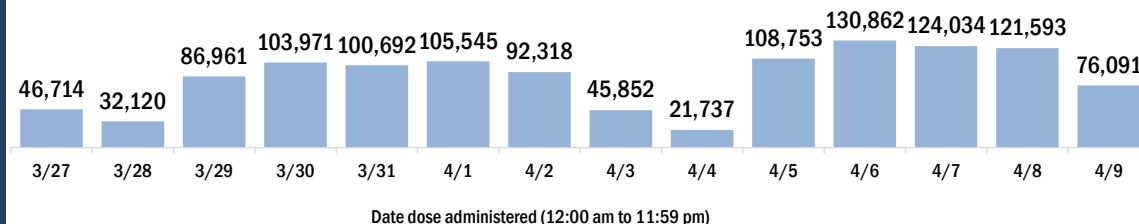


Persons vaccinated for COVID-19 for the past 2 weeks

Number of persons who received their first dose of a two-dose series of the COVID-19 vaccine



Number of persons who completed the COVID-19 vaccine series



COVID-19: vaccine summary

Vaccination data through Apr 9, 2021 as of Apr 10, 2021 at 12:05 AM

Data in this report are provisional and subject to change.

This table summarizes the number of people who have received either their first dose or have completed the series for a COVID-19 vaccine. A person can only be counted in one category, first dose or series complete. Persons receiving Johnson & Johnson vaccines will always be counted in the series completed column (see previous page for additional information).

County of residence	Yesterday (Apr 9)			Cumulative		
	First dose	Series complete	Total people vaccinated	First dose	Series complete	Total people vaccinated
Alachua	228	408	636	32,248	60,503	92,751
Baker	37	35	72	1,559	3,015	4,574
Bay	93	140	233	11,654	31,331	42,985
Bradford	14	47	61	1,334	3,308	4,642
Brevard	959	908	1,867	81,117	112,848	193,965
Broward	3,692	5,098	8,790	258,304	379,420	637,724
Calhoun	4	3	7	588	1,995	2,583
Charlotte	126	421	547	39,969	50,851	90,820
Citrus	71	676	747	19,397	33,345	52,742
Clay	555	611	1,166	18,547	35,193	53,740
Collier	535	780	1,315	54,861	100,407	155,268
Columbia	34	145	179	3,563	9,989	13,552
Dade	7,893	13,267	21,160	360,455	562,726	923,181
Desoto	43	29	72	3,786	5,082	8,868
Dixie	1	27	28	1,069	1,916	2,985
Duval	2,929	3,740	6,669	107,360	171,938	279,298
Escambia	460	1,032	1,492	29,021	53,070	82,091
Flagler	199	372	571	15,493	28,725	44,218
Franklin	29	26	55	876	2,609	3,485
Gadsden	102	222	324	4,203	9,970	14,173
Gilchrist	3	28	31	939	2,361	3,300
Glades	2	15	17	565	1,764	2,329
Gulf	17	38	55	927	2,856	3,783
Hamilton	6	12	18	678	1,827	2,505
Hardee	182	28	210	1,789	2,961	4,750
Hendry	38	198	236	3,773	5,256	9,029
Hernando	176	1,193	1,369	21,064	35,908	56,972
Highlands	59	112	171	16,293	20,571	36,864
Hillsborough	3,945	8,157	12,102	199,655	234,459	434,114
Holmes	13	26	39	891	2,482	3,373
Indian River	434	517	951	27,642	41,353	68,995
Jackson	17	17	34	3,749	7,796	11,545
Jefferson	32	20	52	1,205	2,949	4,154
Lafayette	4	6	10	433	1,209	1,642
Lake	337	598	935	51,416	87,308	138,724
Lee	886	1,065	1,951	107,943	159,441	267,384
Leon	810	575	1,385	36,486	56,683	93,169
Levy	13	70	83	3,025	6,131	9,156
Liberty	6	5	11	333	1,072	1,405
Madison	7	88	95	1,165	3,344	4,509
Manatee	452	2,575	3,027	57,174	84,355	141,529
Marion	359	1,608	1,967	36,373	74,219	110,592
Martin	123	316	439	21,920	40,582	62,502
Monroe	178	50	228	11,933	15,872	27,805
Nassau	111	96	207	8,617	21,403	30,020
Okaloosa	97	696	793	15,231	34,177	49,408
Okeechobee	41	28	69	3,253	5,868	9,121
Orange	4,651	8,035	12,686	173,006	237,233	410,239
Osceola	1,411	1,617	3,028	43,350	55,693	99,043
Out-Of-State	1,035	906	1,941	81,750	81,356	163,106
Palm Beach	5,413	3,849	9,262	186,829	329,870	516,699
Pasco	1,089	2,503	3,592	67,884	95,588	163,472
Pinellas	2,869	5,595	8,464	133,492	217,928	351,420
Polk	1,493	2,053	3,546	75,577	110,713	186,290
Putnam	32	101	133	6,389	9,687	16,076
Santa Rosa	113	210	323	18,940	29,732	48,672
Sarasota	1,421	1,008	2,429	86,631	119,161	205,792
Seminole	741	1,096	1,837	57,191	82,104	139,295
St. Johns	500	703	1,203	36,751	73,013	109,764
St. Lucie	648	520	1,168	36,450	59,447	95,897
Sumter	137	279	416	18,129	59,861	77,990
Suwannee	22	81	103	2,415	6,104	8,519
Taylor	80	27	107	1,803	2,978	4,781
Union	11	27	38	693	1,441	2,134
Unknown	39	109	148	2,872	3,523	6,395
Volusia	889	822	1,711	61,910	111,284	173,194
Wakulla	88	140	228	2,781	5,794	8,575
Walton	116	267	383	6,803	12,946	19,749
Washington	4	21	25	1,385	3,073	4,458
Total	49,154	76,093	125,247	2,782,907	4,320,977	7,103,884