

COVID-19: vaccine summary

Vaccination data through Apr 12, 2021 as of Apr 13, 2021 at 12:05 AM

Data in this report are provisional and subject to change.

Data in this summary pertain to COVID-19 vaccines approved by the U.S. Food and Drug Administration and have been issued an Emergency Use Authorization (Janssen COVID-19 Vaccine, Moderna COVID-19 Vaccine and Pfizer-BioNTech COVID-19 Vaccine). These data summarize the number of people who have received either their first dose or have completed the series for a COVID-19 vaccine. **A person can only be counted in one category, first dose or series complete.** For persons receiving Moderna or Pfizer vaccines, once they receive their second dose, they are moved from the first dose column to the series completed column. **Because of this, the total first dose category may show a change from report to report not matching the total receiving their first dose from the previous day.** Persons receiving Johnson & Johnson vaccines will always be counted in the series completed column.

COVID-19 doses for vaccinated persons in Florida

Doses 11,505,143

People receiving one dose of a 1-dose series (Johnson & Johnson) or receiving only one dose of a 2-dose series (Moderna, Pfizer) count once. Persons receiving both doses of a 2-dose series count twice.

Current status of persons vaccinated for COVID-19 in Florida

Total people vaccinated 7,449,475

First dose 2,883,560

Series completed 4,565,915

Completed 1-dose series 510,247

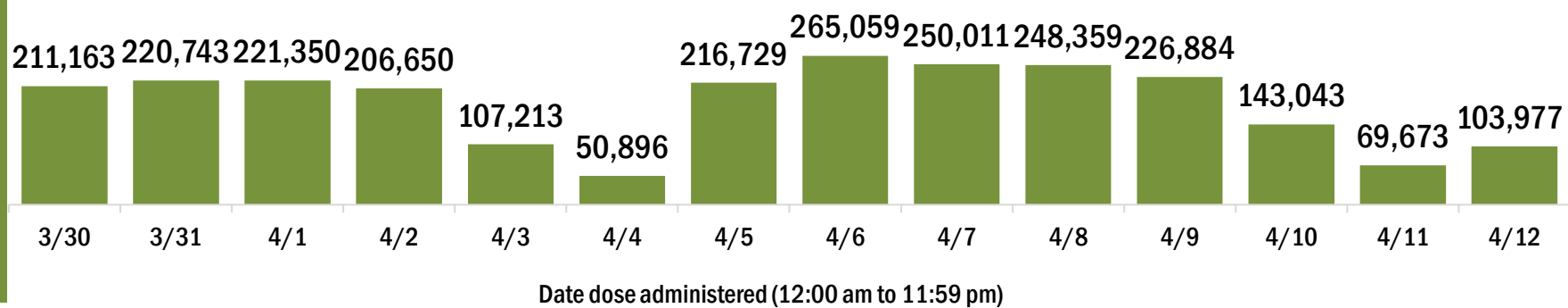
Completed 2-dose series 4,055,668

First dose: current number of people who have only received their first dose of the Moderna or Pfizer vaccine.

Series complete: current number of people who have received both Moderna or Pfizer vaccine doses or one Johnson & Johnson dose and are considered fully immunized.

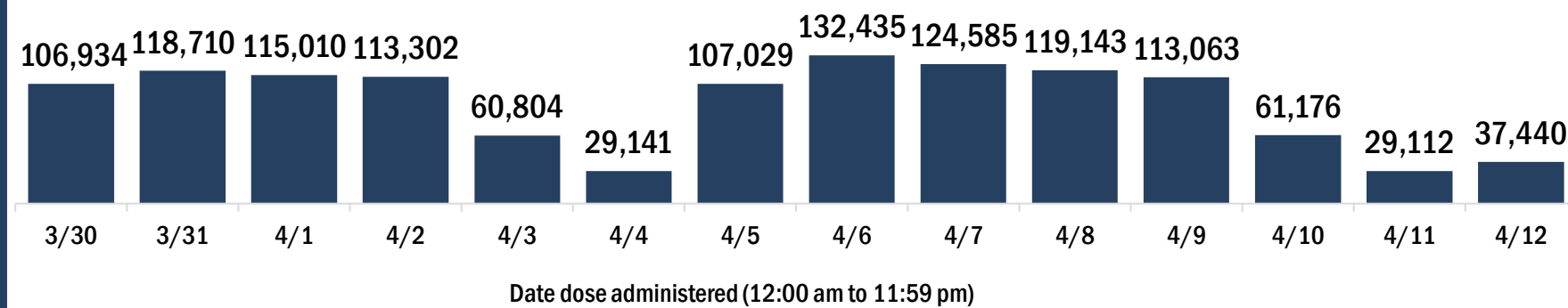
Demographic summary	First dose	Series complete	Total people vaccinated
Age group	2,883,560	4,565,915	7,449,475
16-24 years	187,055	99,380	286,435
25-34 years	254,303	232,444	486,747
35-44 years	369,431	312,526	681,957
45-54 years	543,720	428,866	972,586
55-64 years	763,734	734,361	1,498,095
65-74 years	424,903	1,556,553	1,981,456
75-84 years	245,567	901,737	1,147,304
85+ years	94,847	300,048	394,895
Race	2,883,560	4,565,915	7,449,475
American Indian/Alaskan	10,741	15,676	26,417
Black	189,639	300,170	489,809
Other	304,154	461,757	765,911
Unknown	510,421	621,905	1,132,326
White	1,868,605	3,166,407	5,035,012
Other race includes Asian, native Hawaiian/Pacific Islander, or other.			
Ethnicity	2,883,560	4,565,915	7,449,475
Hispanic	473,600	580,953	1,054,553
Non-Hispanic	1,393,327	2,488,244	3,881,571
Unknown	1,016,633	1,496,718	2,513,351
Gender	2,883,560	4,565,915	7,449,475
Female	1,554,511	2,612,325	4,166,836
Male	1,314,936	1,947,795	3,262,731
Unknown	14,113	5,795	19,908

COVID-19 doses administered for the past 2 weeks

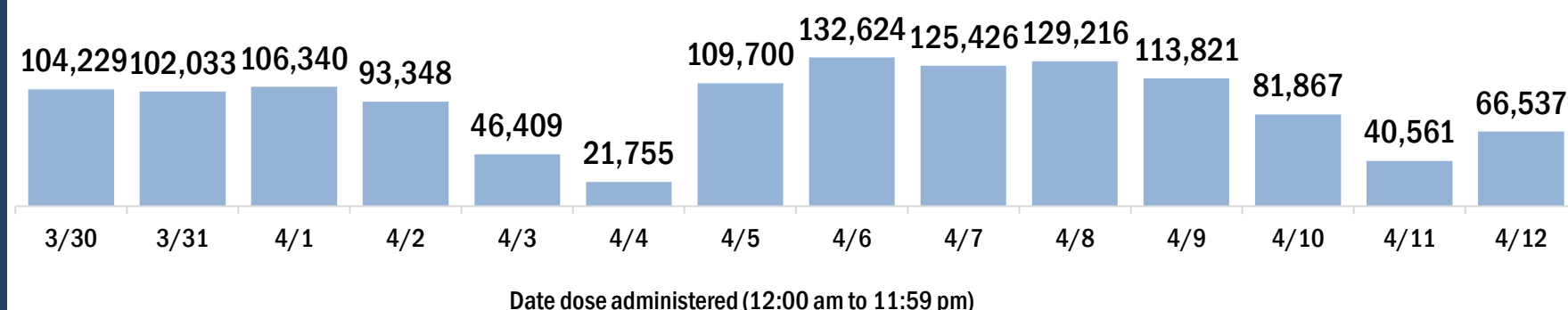


Persons vaccinated for COVID-19 for the past 2 weeks

Number of persons who received their first dose of a two-dose series of the COVID-19 vaccine



Number of persons who completed the COVID-19 vaccine series



COVID-19: vaccine summary

Vaccination data through Apr 12, 2021 as of Apr 13, 2021 at 12:05 AM

Data in this report are provisional and subject to change.

This table summarizes the number of people who have received either their first dose or have completed the series for a COVID-19 vaccine. A person can only be counted in one category, first dose or series complete. Persons receiving Johnson & Johnson vaccines will always be counted in the series completed column (see previous page for additional information).

County of residence	Yesterday (Apr 12)			Cumulative		
	First dose	Series complete	Total people vaccinated	First dose	Series complete	Total people vaccinated
Alachua	120	277	397	33,021	62,592	95,613
Baker	14	54	68	1,506	3,171	4,677
Bay	317	260	577	12,412	32,243	44,655
Bradford	1	14	15	1,419	3,363	4,782
Brevard	695	1,371	2,066	85,396	118,526	203,922
Broward	3,528	5,355	8,883	269,870	402,268	672,138
Calhoun	3	3	6	590	2,004	2,594
Charlotte	225	310	535	39,244	53,679	92,923
Citrus	52	730	782	19,292	35,235	54,527
Clay	288	587	875	19,222	36,563	55,785
Collier	205	465	670	58,188	105,383	163,571
Columbia	43	42	85	3,570	10,234	13,804
Dade	7,330	12,040	19,370	376,338	604,677	981,015
Desoto	24	14	38	3,859	5,300	9,159
Dixie	0	11	11	1,086	1,979	3,065
Duval	1,344	4,814	6,158	108,046	183,015	291,061
Escambia	340	816	1,156	30,013	55,159	85,172
Flagler	128	427	555	15,921	29,754	45,675
Franklin	6	79	85	803	2,698	3,501
Gadsden	101	51	152	4,447	10,288	14,735
Gilchrist	1	21	22	988	2,425	3,413
Glades	5	71	76	533	1,854	2,387
Gulf	12	18	30	942	2,905	3,847
Hamilton	1	6	7	666	1,866	2,532
Hardee	19	13	32	1,832	3,001	4,833
Hendry	29	112	141	3,653	5,651	9,304
Hernando	99	260	359	21,630	37,493	59,123
Highlands	79	209	288	16,055	21,601	37,656
Hillsborough	2,778	7,313	10,091	201,912	251,962	453,874
Holmes	1	26	27	907	2,557	3,464
Indian River	93	290	383	28,417	42,983	71,400
Jackson	18	13	31	3,806	7,868	11,674
Jefferson	31	11	42	1,228	3,041	4,269
Lafayette	2	2	4	447	1,227	1,674
Lake	188	733	921	52,531	91,449	143,980
Lee	360	983	1,343	114,567	166,286	280,853
Leon	335	488	823	37,435	60,139	97,574
Levy	18	50	68	3,281	6,411	9,692
Liberty	0	4	4	329	1,081	1,410
Madison	4	7	11	1,171	3,395	4,566
Manatee	258	667	925	60,705	87,691	148,396
Marion	1,006	288	1,294	39,318	76,756	116,074
Martin	107	141	248	21,454	43,158	64,612
Monroe	135	167	302	11,757	17,412	29,169
Nassau	57	258	315	8,327	22,419	30,746
Okaloosa	536	132	668	16,993	34,856	51,849
Okeechobee	24	82	106	3,251	6,020	9,271
Orange	2,555	7,967	10,522	178,682	256,699	435,381
Osceola	1,242	1,458	2,700	46,487	60,119	106,606
Out-Of-State	1,056	817	1,873	86,029	87,639	173,668
Palm Beach	4,614	3,759	8,373	199,062	346,263	545,325
Pasco	611	1,268	1,879	71,349	101,125	172,474
Pinellas	2,647	4,074	6,721	135,169	229,821	364,990
Polk	1,036	1,757	2,793	76,728	118,906	195,634
Putnam	47	81	128	6,442	9,965	16,407
Santa Rosa	90	77	167	19,946	30,806	50,752
Sarasota	313	1,852	2,165	86,914	125,904	212,818
Seminole	317	873	1,190	59,056	86,907	145,963
St. Johns	207	822	1,029	37,447	75,699	113,146
St. Lucie	506	488	994	38,459	61,392	99,851
Sumter	60	295	355	17,885	61,359	79,244
Suwannee	31	40	71	2,450	6,242	8,692
Taylor	14	20	34	1,909	3,017	4,926
Union	2	6	8	710	1,459	2,169
Unknown	31	58	89	2,918	3,777	6,695
Volusia	998	630	1,628	66,030	114,776	180,806
Wakulla	15	63	78	2,944	5,972	8,916
Walton	79	29	108	7,157	13,263	20,420
Washington	7	20	27	1,409	3,167	4,576
Total	37,438	66,539	103,977	2,883,560	4,565,915	7,449,475