

COVID-19: vaccine summary

Vaccination data through Apr 13, 2021 as of Apr 14, 2021 at 12:05 AM

Data in this report are provisional and subject to change.

Data in this summary pertain to COVID-19 vaccines approved by the U.S. Food and Drug Administration and have been issued an Emergency Use Authorization (Janssen COVID-19 Vaccine, Moderna COVID-19 Vaccine and Pfizer-BioNTech COVID-19 Vaccine). These data summarize the number of people who have received either their first dose or have completed the series for a COVID-19 vaccine. **A person can only be counted in one category, first dose or series complete.** For persons receiving Moderna or Pfizer vaccines, once they receive their second dose, they are moved from the first dose column to the series completed column. **Because of this, the total first dose category may show a change from report to report not matching the total receiving their first dose from the previous day.** Persons receiving Johnson & Johnson vaccines will always be counted in the series completed column.

COVID-19 doses for vaccinated persons in Florida

Doses 11,746,277

People receiving one dose of a 1-dose series (Johnson & Johnson) or receiving only one dose of a 2-dose series (Moderna, Pfizer) count once. Persons receiving both doses of a 2-dose series count twice.

Current status of persons vaccinated for COVID-19 in Florida

Total people vaccinated 7,584,736

First dose 2,905,749

Series completed 4,678,987

Completed 1-dose series 517,446

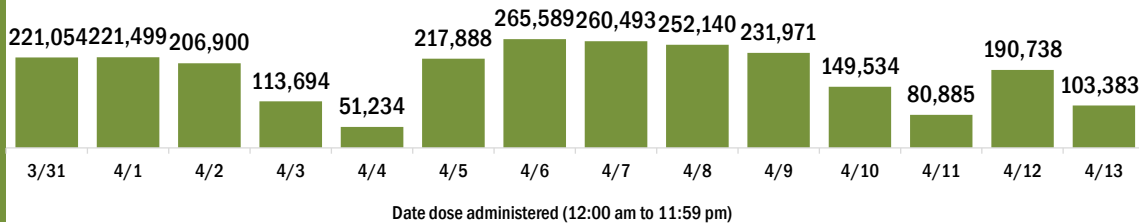
Completed 2-dose series 4,161,541

First dose: current number of people who have only received their first dose of the Moderna or Pfizer vaccine.

Series complete: current number of people who have received both Moderna or Pfizer vaccine doses or one Johnson & Johnson dose and are considered fully immunized.

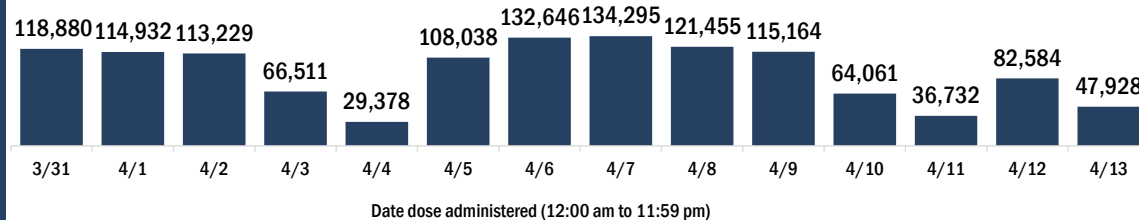
Demographic summary	First dose	Series complete	Total people vaccinated
Age group	2,905,749	4,678,987	7,584,736
16-24 years	205,231	103,702	308,933
25-34 years	271,646	239,879	511,525
35-44 years	384,553	322,917	707,470
45-54 years	547,679	448,812	996,491
55-64 years	743,631	777,413	1,521,044
65-74 years	418,349	1,572,686	1,991,035
75-84 years	241,223	910,704	1,151,927
85+ years	93,437	302,874	396,311
Race	2,905,749	4,678,987	7,584,736
American Indian/Alaskan	10,993	16,042	27,035
Black	192,917	307,817	500,734
Other	311,459	472,404	783,863
Unknown	509,701	639,107	1,148,808
White	1,880,679	3,243,617	5,124,296
Other race includes Asian, native Hawaiian/Pacific Islander, or other.			
Ethnicity	2,905,749	4,678,987	7,584,736
Hispanic	492,264	596,835	1,089,099
Non-Hispanic	1,398,560	2,549,791	3,948,351
Unknown	1,014,925	1,532,361	2,547,286
Gender	2,905,749	4,678,987	7,584,736
Female	1,561,225	2,674,824	4,236,049
Male	1,330,376	1,998,082	3,328,458
Unknown	14,148	6,081	20,229

COVID-19 doses administered for the past 2 weeks

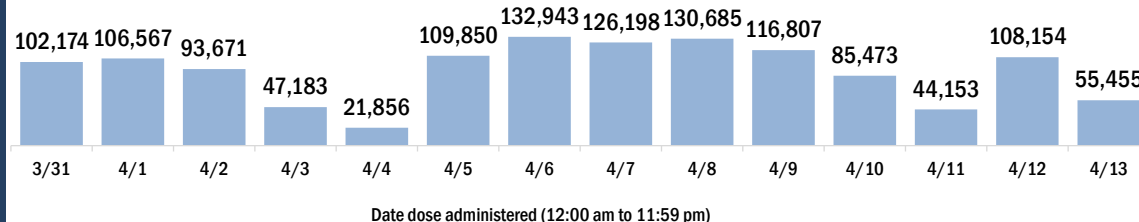


Persons vaccinated for COVID-19 for the past 2 weeks

Number of persons who received their first dose of a two-dose series of the COVID-19 vaccine



Number of persons who completed the COVID-19 vaccine series



COVID-19: vaccine summary

Vaccination data through Apr 13, 2021 as of Apr 14, 2021 at 12:05 AM

Data in this report are provisional and subject to change.

This table summarizes the number of people who have received either their first dose or have completed the series for a COVID-19 vaccine. A person can only be counted in one category, first dose or series complete. Persons receiving Johnson & Johnson vaccines will always be counted in the series completed column (see previous page for additional information).

County of residence	Yesterday (Apr 13)			Cumulative		
	First dose	Series complete	Total people vaccinated	First dose	Series complete	Total people vaccinated
Alachua	176	273	449	32,962	63,635	96,597
Baker	19	17	36	1,496	3,211	4,707
Bay	314	128	442	12,588	32,718	45,306
Bradford	8	90	98	1,351	3,465	4,816
Brevard	628	1,077	1,705	85,134	122,034	207,168
Broward	4,257	4,972	9,229	274,430	411,945	686,375
Calhoun	6	1	7	598	2,007	2,605
Charlotte	188	317	505	38,346	55,971	94,317
Citrus	544	187	731	19,647	35,743	55,390
Clay	369	530	899	19,137	37,381	56,518
Collier	862	191	1,053	59,308	107,102	166,410
Columbia	95	112	207	3,588	10,377	13,965
Dade	9,590	9,508	19,098	384,327	619,424	1,003,751
Desoto	130	22	152	3,996	5,384	9,380
Dixie	3	4	7	1,088	1,983	3,071
Duval	1,620	2,963	4,583	107,154	187,213	294,367
Escambia	441	705	1,146	30,251	56,209	86,460
Flagler	153	258	411	15,626	30,644	46,270
Franklin	8	58	66	732	2,778	3,510
Gadsden	118	49	167	4,589	10,411	15,000
Gilchrist	5	7	12	995	2,437	3,432
Glades	7	4	11	542	1,866	2,408
Gulf	15	65	80	894	2,980	3,874
Hamilton	5	16	21	659	1,884	2,543
Hardee	42	12	54	1,872	3,028	4,900
Hendry	160	36	196	3,783	5,748	9,531
Hernando	288	242	530	21,821	38,235	60,056
Highlands	112	192	304	15,731	22,532	38,263
Hillsborough	3,574	4,917	8,491	202,223	259,857	462,080
Holmes	6	3	9	910	2,570	3,480
Indian River	228	533	761	28,259	43,765	72,024
Jackson	70	20	90	3,842	7,915	11,757
Jefferson	33	14	47	1,248	3,070	4,318
Lafayette	13	19	32	444	1,247	1,691
Lake	271	759	1,030	52,640	93,773	146,413
Lee	697	598	1,295	115,626	168,945	284,571
Leon	1,806	842	2,648	38,648	61,882	100,530
Levy	27	10	37	3,336	6,484	9,820
Liberty	1	5	6	325	1,088	1,413
Madison	19	32	51	1,157	3,430	4,587
Manatee	1,254	770	2,024	61,004	90,239	151,243
Marion	662	226	888	39,557	78,032	117,589
Martin	173	126	299	22,127	43,603	65,730
Monroe	187	163	350	11,804	17,807	29,611
Nassau	44	290	334	8,032	22,880	30,912
Okaloosa	161	723	884	16,711	35,785	52,496
Okeechobee	378	53	431	3,602	6,103	9,705
Orange	3,163	6,466	9,629	178,684	266,294	444,978
Osceola	839	1,643	2,482	46,490	62,538	109,028
Out-Of-State	1,112	778	1,890	87,225	90,185	177,410
Palm Beach	3,882	3,035	6,917	203,487	352,175	555,662
Pasco	952	1,219	2,171	71,293	104,490	175,783
Pinellas	3,079	3,615	6,694	135,689	236,099	371,788
Polk	1,533	1,610	3,143	76,743	122,626	199,369
Putnam	58	101	159	6,428	10,106	16,534
Santa Rosa	174	126	300	20,020	31,497	51,517
Sarasota	863	1,729	2,592	84,907	130,721	215,628
Seminole	476	820	1,296	60,129	89,211	149,340
St. Johns	264	468	732	37,201	77,258	114,459
St. Lucie	536	561	1,097	39,139	62,354	101,493
Sumter	113	117	230	17,673	61,971	79,644
Suwannee	61	118	179	2,416	6,366	8,782
Taylor	16	3	19	1,922	3,028	4,950
Union	5	10	15	708	1,474	2,182
Unknown	45	43	88	2,947	3,838	6,785
Volusia	684	764	1,448	66,516	117,277	183,793
Wakulla	37	45	82	2,947	6,057	9,004
Walton	41	43	84	7,185	13,397	20,582
Washington	227	3	230	1,860	3,205	5,065
Total	47,927	55,456	103,383	2,905,749	4,678,987	7,584,736