

COVID-19: vaccine summary

Vaccination data through Apr 14, 2021 as of Apr 15, 2021 at 12:05 AM

Data in this report are provisional and subject to change.

Data in this summary pertain to COVID-19 vaccines approved by the U.S. Food and Drug Administration and have been issued an Emergency Use Authorization (Janssen COVID-19 Vaccine, Moderna COVID-19 Vaccine and Pfizer-BioNTech COVID-19 Vaccine). These data summarize the number of people who have received either their first dose or have completed the series for a COVID-19 vaccine. **A person can only be counted in one category, first dose or series complete.** For persons receiving Moderna or Pfizer vaccines, once they receive their second dose, they are moved from the first dose column to the series completed column. **Because of this, the total first dose category may show a change from report to report not matching the total receiving their first dose from the previous day.** Persons receiving Johnson & Johnson vaccines will always be counted in the series completed column.

COVID-19 doses for vaccinated persons in Florida

Doses 11,956,854

People receiving one dose of a 1-dose series (Johnson & Johnson) or receiving only one dose of a 2-dose series (Moderna, Pfizer) count once. Persons receiving both doses of a 2-dose series count twice.

Current status of persons vaccinated for COVID-19 in Florida

Total people vaccinated 7,699,875

First dose 2,920,659

Series completed 4,779,216

Completed 1-dose series 522,237

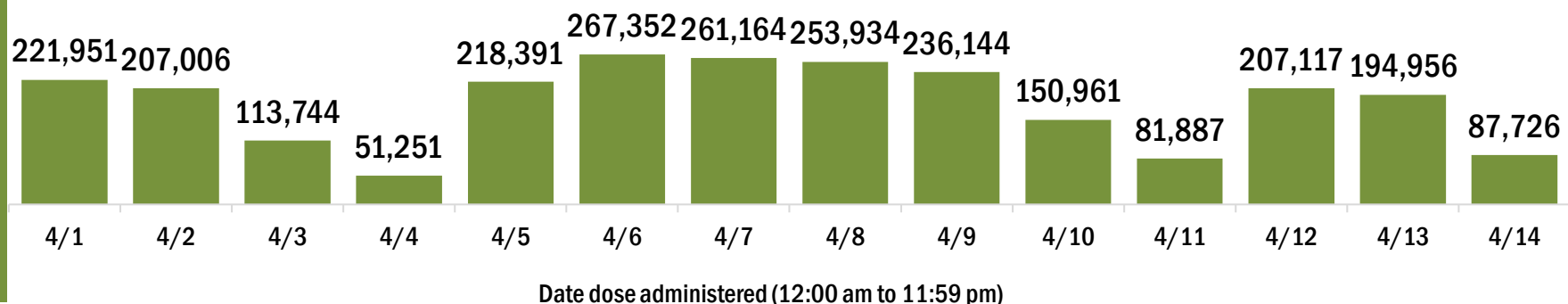
Completed 2-dose series 4,256,979

First dose: current number of people who have only received their first dose of the Moderna or Pfizer vaccine.

Series complete: current number of people who have received both Moderna or Pfizer vaccine doses or one Johnson & Johnson dose and are considered fully immunized.

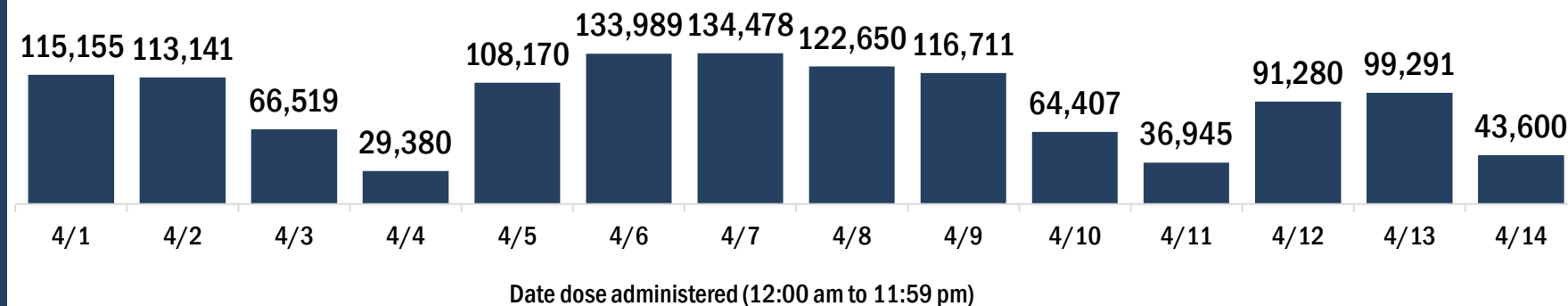
Demographic summary	First dose	Series complete	Total people vaccinated
Age group	2,920,659	4,779,216	7,699,875
16-24 years	219,479	107,654	327,133
25-34 years	286,405	246,496	532,901
35-44 years	397,975	331,950	729,925
45-54 years	549,688	466,662	1,016,350
55-64 years	724,448	816,200	1,540,648
65-74 years	412,529	1,586,897	1,999,426
75-84 years	237,683	918,214	1,155,897
85+ years	92,452	305,143	397,595
Race	2,920,659	4,779,216	7,699,875
American Indian/Alaskan	11,087	16,348	27,435
Black	195,745	314,842	510,587
Other	316,833	481,210	798,043
Unknown	510,814	655,236	1,166,050
White	1,886,180	3,311,580	5,197,760
Other race includes Asian, native Hawaiian/Pacific Islander, or other.			
Ethnicity	2,920,659	4,779,216	7,699,875
Hispanic	505,544	610,718	1,116,262
Non-Hispanic	1,399,314	2,604,342	4,003,656
Unknown	1,015,801	1,564,156	2,579,957
Gender	2,920,659	4,779,216	7,699,875
Female	1,563,667	2,730,105	4,293,772
Male	1,342,989	2,042,700	3,385,689
Unknown	14,003	6,411	20,414

COVID-19 doses administered for the past 2 weeks

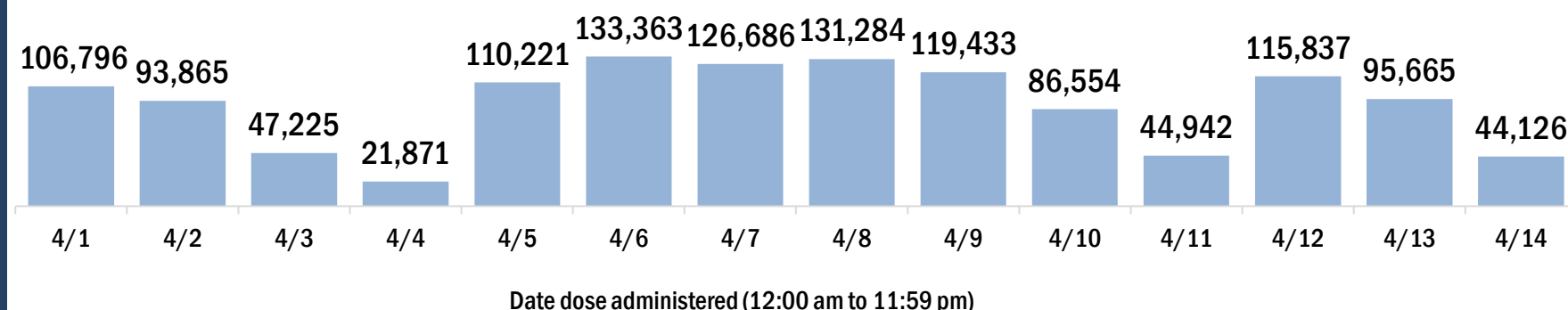


Persons vaccinated for COVID-19 for the past 2 weeks

Number of persons who received their first dose of a two-dose series of the COVID-19 vaccine



Number of persons who completed the COVID-19 vaccine series



COVID-19: vaccine summary

Vaccination data through Apr 14, 2021 as of Apr 15, 2021 at 12:05 AM

Data in this report are provisional and subject to change.

This table summarizes the number of people who have received either their first dose or have completed the series for a COVID-19 vaccine. A person can only be counted in one category, first dose or series complete. Persons receiving Johnson & Johnson vaccines will always be counted in the series completed column (see previous page for additional information).

County of residence	Yesterday (Apr 14)			Cumulative		
	First dose	Series complete	Total people vaccinated	First dose	Series complete	Total people vaccinated
Alachua	76	214	290	32,528	64,573	97,101
Baker	7	60	67	1,446	3,274	4,720
Bay	216	359	575	12,677	33,339	46,016
Bradford	10	9	19	1,817	3,489	5,306
Brevard	1,197	931	2,128	83,900	127,076	210,976
Broward	4,073	4,851	8,924	278,641	422,026	700,667
Calhoun	6	9	15	588	2,024	2,612
Charlotte	169	248	417	37,411	58,299	95,710
Citrus	132	567	699	19,159	36,588	55,747
Clay	283	412	695	19,112	37,968	57,080
Collier	281	284	565	59,524	108,582	168,106
Columbia	50	63	113	3,591	10,496	14,087
Dade	7,679	6,738	14,417	390,034	631,709	1,021,743
Desoto	25	12	37	4,143	5,434	9,577
Dixie	6	24	30	1,078	2,009	3,087
Duval	1,229	2,413	3,642	105,874	190,642	296,516
Escambia	336	419	755	29,493	58,241	87,734
Flagler	177	85	262	15,600	31,185	46,785
Franklin	25	6	31	751	2,785	3,536
Gadsden	93	156	249	4,500	10,644	15,144
Gilchrist	5	9	14	1,095	2,447	3,542
Glades	5	9	14	542	1,877	2,419
Gulf	12	58	70	841	3,049	3,890
Hamilton	54	121	175	683	2,016	2,699
Hardee	45	172	217	1,754	3,212	4,966
Hendry	135	137	272	3,851	5,914	9,765
Hernando	361	231	592	21,930	38,944	60,874
Highlands	79	148	227	15,688	22,771	38,459
Hillsborough	5,011	4,001	9,012	203,969	266,337	470,306
Holmes	13	6	19	903	2,592	3,495
Indian River	165	610	775	27,913	44,588	72,501
Jackson	74	64	138	4,018	7,988	12,006
Jefferson	25	125	150	1,135	3,213	4,348
Lafayette	1	2	3	449	1,251	1,700
Lake	200	278	478	52,940	95,488	148,428
Lee	1,550	952	2,502	116,217	172,004	288,221
Leon	418	980	1,398	37,632	63,975	101,607
Levy	20	24	44	3,410	6,542	9,952
Liberty	42	53	95	314	1,141	1,455
Madison	87	24	111	1,715	3,480	5,195
Manatee	1,264	725	1,989	61,780	92,177	153,957
Marion	835	182	1,017	40,091	79,071	119,162
Martin	159	133	292	22,944	44,043	66,987
Monroe	141	164	305	11,698	18,301	29,999
Nassau	38	50	88	8,101	23,015	31,116
Okaloosa	779	122	901	17,399	36,165	53,564
Okeechobee	53	9	62	4,137	6,138	10,275
Orange	3,453	2,953	6,406	180,899	271,784	452,683
Osceola	1,250	508	1,758	47,560	63,729	111,289
Out-Of-State	753	713	1,466	87,503	92,547	180,050
Palm Beach	2,698	2,657	5,355	204,795	357,960	562,755
Pasco	1,173	1,047	2,220	71,335	107,080	178,415
Pinellas	2,253	3,583	5,836	133,639	242,577	376,216
Polk	796	1,178	1,974	76,239	125,395	201,634
Putnam	45	71	116	6,381	10,327	16,708
Santa Rosa	287	554	841	19,494	32,845	52,339
Sarasota	769	1,210	1,979	84,164	134,053	218,217
Seminole	452	412	864	61,849	90,423	152,272
St. Johns	290	466	756	36,355	78,988	115,343
St. Lucie	438	368	806	40,375	63,266	103,641
Sumter	111	82	193	17,483	62,426	79,909
Suwannee	20	128	148	2,309	6,525	8,834
Taylor	52	161	213	1,813	3,194	5,007
Union	22	4	26	730	1,481	2,211
Unknown	59	57	116	3,028	3,919	6,947
Volusia	814	631	1,445	67,561	119,681	187,242
Wakulla	35	49	84	2,914	6,153	9,067
Walton	172	22	194	7,351	13,503	20,854
Washington	15	25	40	1,866	3,238	5,104
Total	43,598	44,128	87,726	2,920,659	4,779,216	7,699,875