

# COVID-19: vaccine summary

Vaccination data through Apr 21, 2021 as of Apr 22, 2021 at 12:05 AM

Data in this report are provisional and subject to change.

Data in this summary pertain to COVID-19 vaccines approved by the U.S. Food and Drug Administration and have been issued an Emergency Use Authorization (Janssen COVID-19 Vaccine, Moderna COVID-19 Vaccine and Pfizer-BioNTech COVID-19 Vaccine). These data summarize the number of people who have received either their first dose or have completed the series for a COVID-19 vaccine. **A person can only be counted in one category, first dose or series complete.** For persons receiving Moderna or Pfizer vaccines, once they receive their second dose, they are moved from the first dose column to the series completed column. **Because of this, the total first dose category may show a change from report to report not matching the total receiving their first dose from the previous day.** Persons receiving Johnson & Johnson vaccines will always be counted in the series completed column.

## COVID-19 doses for vaccinated persons in Florida

**Doses** 13,209,897

People receiving one dose of a 1-dose series (Johnson & Johnson) or receiving only one dose of a 2-dose series (Moderna, Pfizer) count once. Persons receiving both doses of a 2-dose series count twice.

## Current status of persons vaccinated for COVID-19 in Florida

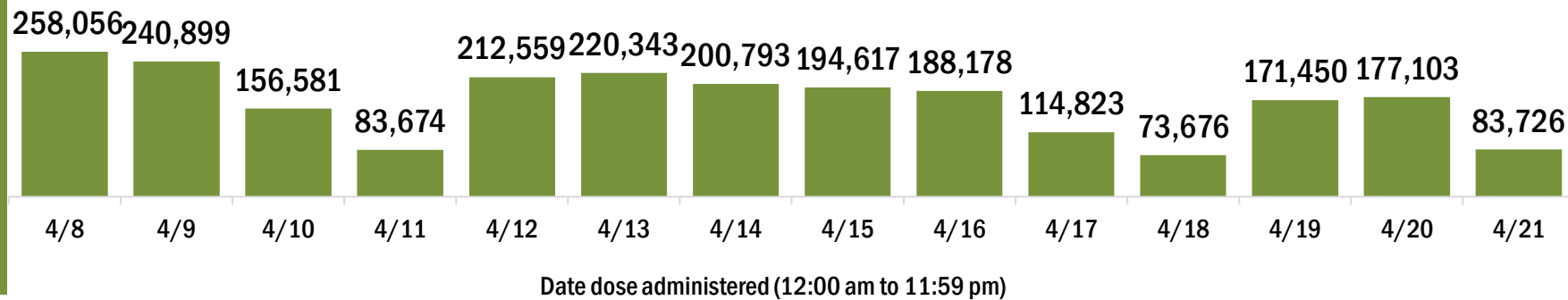
<b>Total people vaccinated</b>	<b>8,307,032</b>
First dose	2,873,433
Series completed	5,433,599
Completed 1-dose series	530,734
Completed 2-dose series	4,902,865

**First dose:** current number of people who have only received their first dose of the Moderna or Pfizer vaccine.

**Series complete:** current number of people who have received both Moderna or Pfizer vaccine doses or one Johnson & Johnson dose and are considered fully immunized.

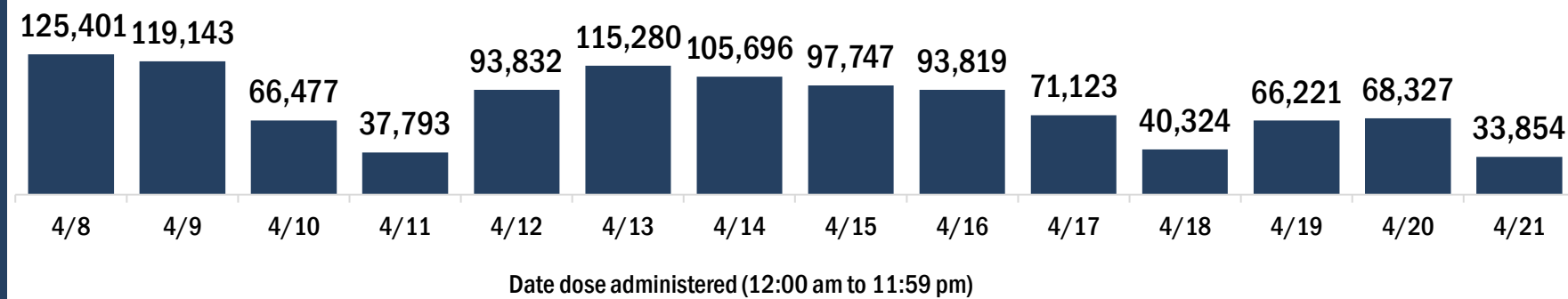
Demographic summary	First dose	Series complete	Total people vaccinated
<b>Age group</b>	<b>2,873,433</b>	<b>5,433,599</b>	<b>8,307,032</b>
16-24 years	293,847	129,604	423,451
25-34 years	356,248	283,067	639,315
35-44 years	441,890	398,876	840,766
45-54 years	520,940	607,300	1,128,240
55-64 years	581,232	1,071,696	1,652,928
65-74 years	377,175	1,666,184	2,043,359
75-84 years	215,754	959,268	1,175,022
85+ years	86,347	317,604	403,951
<b>Race</b>	<b>2,873,433</b>	<b>5,433,599</b>	<b>8,307,032</b>
White	1,833,791	3,756,061	5,589,852
Black	205,591	356,766	562,357
American Indian/Alaskan	11,502	18,471	29,973
Other	328,058	547,314	875,372
Unknown	494,491	754,987	1,249,478
<b>Other race</b> includes Asian, native Hawaiian/Pacific Islander, or other.			
<b>Ethnicity</b>	<b>2,873,433</b>	<b>5,433,599</b>	<b>8,307,032</b>
Hispanic	553,813	720,424	1,274,237
Non-Hispanic	1,336,193	2,951,030	4,287,223
Unknown	983,427	1,762,145	2,745,572
<b>Gender</b>	<b>2,873,433</b>	<b>5,433,599</b>	<b>8,307,032</b>
Female	1,512,399	3,087,034	4,599,433
Male	1,347,560	2,338,737	3,686,297
Unknown	13,474	7,828	21,302

## COVID-19 doses administered for the past 2 weeks

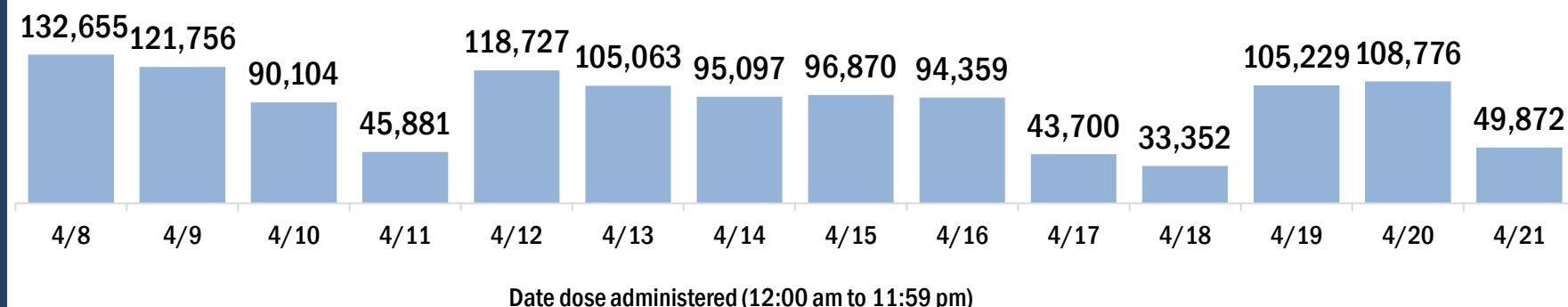


## Persons vaccinated for COVID-19 for the past 2 weeks

### Number of persons who received their first dose of a two-dose series of the COVID-19 vaccine



### Number of persons who completed the COVID-19 vaccine series



# COVID-19: vaccine summary

Vaccination data through Apr 21, 2021 as of Apr 22, 2021 at 12:05 AM

Data in this report are provisional and subject to change.

This table summarizes the number of people who have received either their first dose or have completed the series for a COVID-19 vaccine. A person can only be counted in one category, first dose or series complete. Persons receiving Johnson & Johnson vaccines will always be counted in the series completed column (see previous page for additional information).

County of residence	Yesterday (Apr 21)			Cumulative		
	First dose	Series complete	Total people vaccinated	First dose	Series complete	Total people vaccinated
Alachua	62	257	319	30,991	73,826	104,817
Baker	12	14	26	1,429	3,504	4,933
Bay	112	159	271	13,477	35,461	48,938
Bradford	10	10	20	2,110	3,785	5,895
Brevard	927	1,390	2,317	82,220	147,490	229,710
Broward	4,011	3,675	7,686	280,657	484,701	765,358
Calhoun	5	12	17	518	2,145	2,663
Charlotte	249	1,204	1,453	33,368	66,395	99,763
Citrus	105	582	687	16,588	41,029	57,617
Clay	141	476	617	17,307	42,608	59,915
Collier	223	313	536	57,490	122,110	179,600
Columbia	30	184	214	3,284	11,520	14,804
Dade	6,345	7,806	14,151	406,022	720,091	1,126,113
Desoto	62	29	91	4,381	6,139	10,520
Dixie	3	10	13	1,548	2,202	3,750
Duval	886	2,404	3,290	94,398	216,783	311,181
Escambia	152	411	563	28,853	64,453	93,306
Flagler	129	59	188	15,361	33,953	49,314
Franklin	3	17	20	969	2,957	3,926
Gadsden	37	153	190	4,247	11,689	15,936
Gilchrist	5	16	21	1,011	2,668	3,679
Glades	0	23	23	833	2,086	2,919
Gulf	14	28	42	1,208	3,305	4,513
Hamilton	32	22	54	963	2,148	3,111
Hardee	20	199	219	1,796	3,657	5,453
Hendry	58	271	329	3,834	6,880	10,714
Hernando	212	289	501	20,537	44,043	64,580
Highlands	29	100	129	14,759	25,009	39,768
Hillsborough	2,512	4,399	6,911	201,149	310,093	511,242
Holmes	17	39	56	1,259	2,710	3,969
Indian River	149	471	620	27,067	48,291	75,358
Jackson	56	113	169	4,463	8,456	12,919
Jefferson	18	132	150	1,263	3,580	4,843
Lafayette	2	1	3	735	1,319	2,054
Lake	335	1,154	1,489	45,425	111,413	156,838
Lee	715	1,300	2,015	106,053	201,441	307,494
Leon	430	456	886	34,812	73,101	107,913
Levy	14	17	31	3,042	7,463	10,505
Liberty	12	22	34	310	1,181	1,491
Madison	10	10	20	1,648	3,744	5,392
Manatee	512	517	1,029	57,024	105,469	162,493
Marion	147	264	411	38,353	88,535	126,888
Martin	230	171	401	23,513	48,129	71,642
Monroe	50	165	215	11,082	21,291	32,373
Nassau	46	58	104	7,277	25,486	32,763
Okaloosa	80	650	730	17,149	40,256	57,405
Okeechobee	27	62	89	3,982	6,993	10,975
Orange	3,409	4,724	8,133	184,605	314,931	499,536
Osceola	904	807	1,711	48,391	75,586	123,977
Out-Of-State	605	773	1,378	87,395	108,552	195,947
Palm Beach	3,454	2,980	6,434	214,019	396,994	611,013
Pasco	521	1,195	1,716	69,860	122,081	191,941
Pinellas	2,378	3,065	5,443	125,244	278,865	404,109
Polk	1,049	1,016	2,065	76,793	142,120	218,913
Putnam	49	72	121	5,973	11,667	17,640
Santa Rosa	90	269	359	19,392	35,734	55,126
Sarasota	365	1,745	2,110	77,289	150,659	227,948
Seminole	402	591	993	61,141	104,357	165,498
St. Johns	214	602	816	31,116	88,829	119,945
St. Lucie	385	478	863	42,062	70,642	112,704
Sumter	40	338	378	14,836	67,121	81,957
Suwannee	14	88	102	2,477	7,063	9,540
Taylor	0	19	19	1,732	3,370	5,102
Union	17	5	22	1,598	1,645	3,243
Unknown	59	36	95	3,468	4,320	7,788
Volusia	550	466	1,016	67,715	132,325	200,040
Wakulla	19	42	61	3,777	6,666	10,443
Walton	79	261	340	7,178	14,846	22,024
Washington	15	186	201	1,607	3,638	5,245
<b>Total</b>	<b>33,854</b>	<b>49,872</b>	<b>83,726</b>	<b>2,873,433</b>	<b>5,433,599</b>	<b>8,307,032</b>