

COVID-19: vaccine summary

Vaccination data through Apr 22, 2021 as of Apr 23, 2021 at 12:05 AM

Data in this report are provisional and subject to change.

Data in this summary pertain to COVID-19 vaccines approved by the U.S. Food and Drug Administration and have been issued an Emergency Use Authorization (Janssen COVID-19 Vaccine, Moderna COVID-19 Vaccine and Pfizer-BioNTech COVID-19 Vaccine). These data summarize the number of people who have received either their first dose or have completed the series for a COVID-19 vaccine. **A person can only be counted in one category, first dose or series complete.** For persons receiving Moderna or Pfizer vaccines, once they receive their second dose, they are moved from the first dose column to the series completed column. **Because of this, the total first dose category may show a change from report to report not matching the total receiving their first dose from the previous day.** Persons receiving Johnson & Johnson vaccines will always be counted in the series completed column.

COVID-19 doses for vaccinated persons in Florida

Doses 13,393,823

People receiving one dose of a 1-dose series (Johnson & Johnson) or receiving only one dose of a 2-dose series (Moderna, Pfizer) count once. Persons receiving both doses of a 2-dose series count twice.

Current status of persons vaccinated for COVID-19 in Florida

Total people vaccinated 8,370,705

First dose 2,816,437

Series completed 5,554,268

Completed 1-dose series 531,150

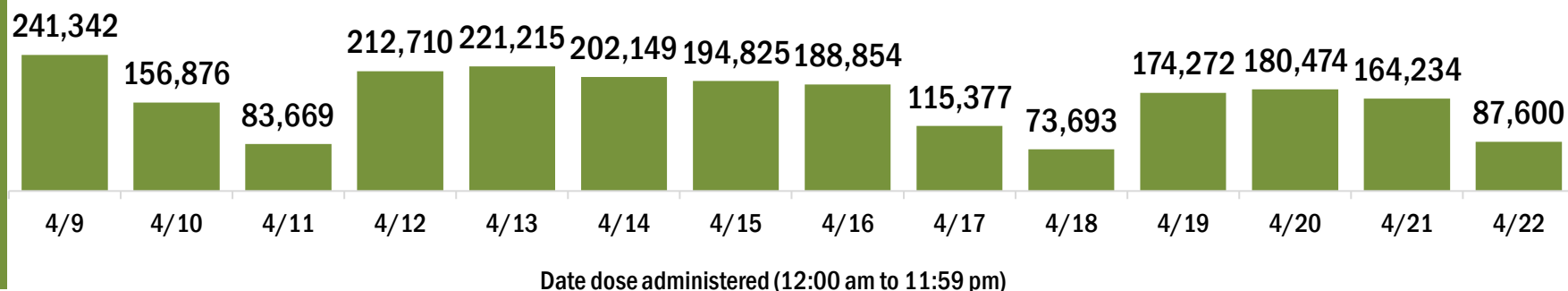
Completed 2-dose series 5,023,118

First dose: current number of people who have only received their first dose of the Moderna or Pfizer vaccine.

Series complete: current number of people who have received both Moderna or Pfizer vaccine doses or one Johnson & Johnson dose and are considered fully immunized.

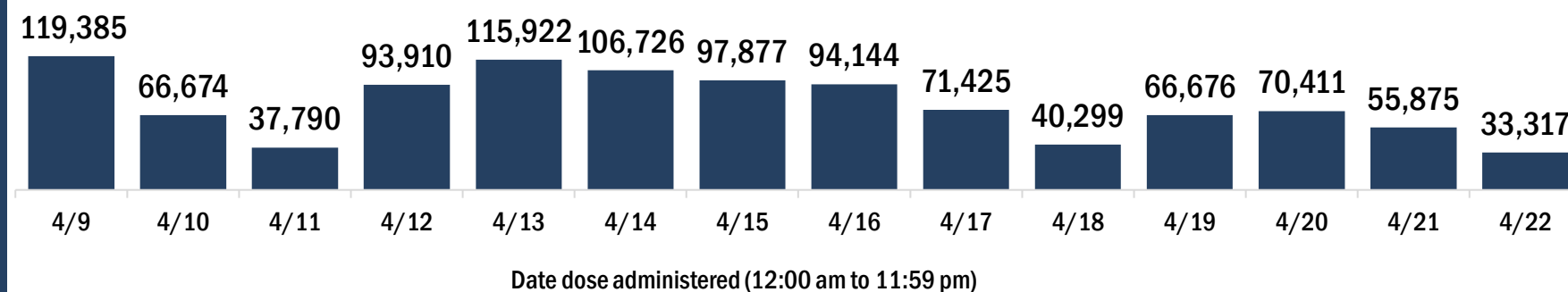
Demographic summary	First dose	Series complete	Total people vaccinated
Age group	2,816,437	5,554,268	8,370,705
16-24 years	299,613	133,186	432,799
25-34 years	361,044	288,608	649,652
35-44 years	438,927	413,102	852,029
45-54 years	499,720	640,509	1,140,229
55-64 years	547,269	1,117,978	1,665,247
65-74 years	371,575	1,677,019	2,048,594
75-84 years	212,803	964,613	1,177,416
85+ years	85,486	319,253	404,739
Race	2,816,437	5,554,268	8,370,705
White	1,802,613	3,830,501	5,633,114
Black	204,358	364,007	568,365
American Indian/Alaskan	11,437	18,798	30,235
Other	324,786	559,446	884,232
Unknown	473,243	781,516	1,254,759
Other race includes Asian, native Hawaiian/Pacific Islander, or other.			
Ethnicity	2,816,437	5,554,268	8,370,705
Hispanic	556,158	737,161	1,293,319
Non-Hispanic	1,312,102	3,008,022	4,320,124
Unknown	948,177	1,809,085	2,757,262
Gender	2,816,437	5,554,268	8,370,705
Female	1,480,245	3,151,541	4,631,786
Male	1,322,789	2,394,727	3,717,516
Unknown	13,403	8,000	21,403

COVID-19 doses administered for the past 2 weeks

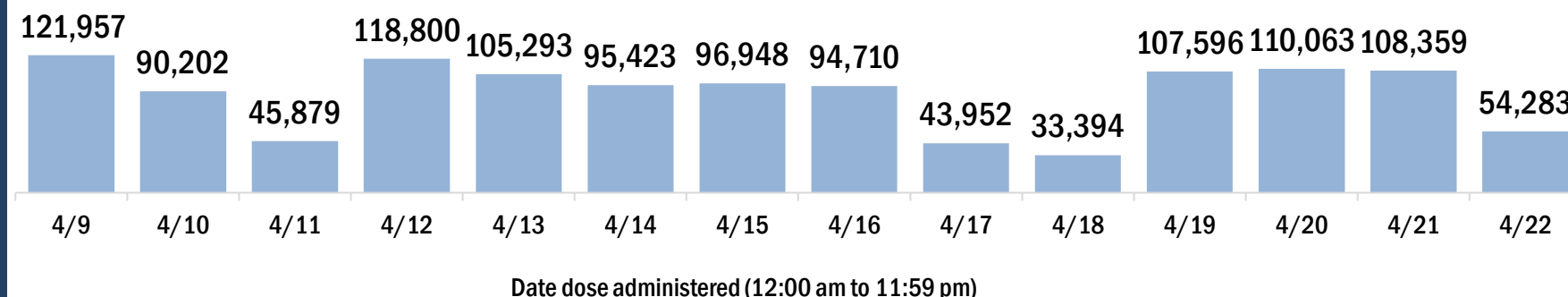


Persons vaccinated for COVID-19 for the past 2 weeks

Number of persons who received their first dose of a two-dose series of the COVID-19 vaccine



Number of persons who completed the COVID-19 vaccine series



COVID-19: vaccine summary

Vaccination data through Apr 22, 2021 as of Apr 23, 2021 at 12:05 AM

Data in this report are provisional and subject to change.

This table summarizes the number of people who have received either their first dose or have completed the series for a COVID-19 vaccine. A person can only be counted in one category, first dose or series complete. Persons receiving Johnson & Johnson vaccines will always be counted in the series completed column (see previous page for additional information).

County of residence	Yesterday (Apr 22)			Cumulative		
	First dose	Series complete	Total people vaccinated	First dose	Series complete	Total people vaccinated
Alachua	89	292	381	30,213	74,902	105,115
Baker	6	25	31	1,401	3,540	4,941
Bay	109	510	619	13,011	36,155	49,166
Bradford	15	117	132	2,001	3,918	5,919
Brevard	653	627	1,280	80,667	150,286	230,953
Broward	3,759	3,070	6,829	276,093	495,885	771,978
Calhoun	15	70	85	460	2,222	2,682
Charlotte	262	1,182	1,444	32,001	68,195	100,196
Citrus	156	287	443	16,106	41,853	57,959
Clay	123	447	570	16,675	43,527	60,202
Collier	444	294	738	56,231	124,653	180,884
Columbia	42	23	65	3,307	11,612	14,919
Dade	6,520	8,816	15,336	405,228	733,934	1,139,162
Desoto	23	260	283	4,089	6,461	10,550
Dixie	0	16	16	1,484	2,248	3,732
Duval	837	2,314	3,151	91,783	220,857	312,640
Escambia	144	354	498	28,383	65,225	93,608
Flagler	101	314	415	14,942	34,609	49,551
Franklin	6	11	17	945	2,987	3,932
Gadsden	38	79	117	4,186	11,824	16,010
Gilchrist	1	6	7	980	2,733	3,713
Glades	0	5	5	833	2,091	2,924
Gulf	8	10	18	1,223	3,324	4,547
Hamilton	6	7	13	954	2,167	3,121
Hardee	20	14	34	1,788	3,688	5,476
Hendry	36	120	156	3,763	7,011	10,774
Hernando	218	804	1,022	19,425	45,531	64,956
Highlands	141	353	494	14,250	25,914	40,164
Hillsborough	2,451	4,459	6,910	197,092	318,042	515,134
Holmes	14	24	38	1,232	2,757	3,989
Indian River	112	862	974	25,830	49,724	75,554
Jackson	49	125	174	4,381	8,623	13,004
Jefferson	4	16	20	1,241	3,608	4,849
Lafayette	2	4	6	732	1,324	2,056
Lake	335	990	1,325	43,756	113,852	157,608
Lee	809	859	1,668	103,809	205,064	308,873
Leon	166	561	727	34,021	74,335	108,356
Levy	4	28	32	2,915	7,582	10,497
Liberty	3	9	12	303	1,192	1,495
Madison	19	81	100	1,576	3,841	5,417
Manatee	213	282	495	55,788	107,448	163,236
Marion	226	1,813	2,039	36,229	91,503	127,732
Martin	290	230	520	23,071	49,011	72,082
Monroe	75	227	302	10,713	21,856	32,569
Nassau	52	43	95	7,062	25,822	32,884
Okaloosa	317	72	389	17,105	40,692	57,797
Okeechobee	44	390	434	3,601	7,430	11,031
Orange	2,883	4,533	7,416	180,692	323,666	504,358
Osceola	885	1,534	2,419	46,952	78,305	125,257
Out-Of-State	558	758	1,316	86,634	110,812	197,446
Palm Beach	3,051	4,072	7,123	209,985	406,305	616,290
Pasco	652	1,082	1,734	68,372	124,831	193,203
Pinellas	2,259	3,344	5,603	121,590	285,764	407,354
Polk	1,257	1,318	2,575	75,679	145,483	221,162
Putnam	72	126	198	5,897	11,873	17,770
Santa Rosa	90	130	220	19,043	36,310	55,353
Sarasota	417	2,050	2,467	74,832	154,195	229,027
Seminole	322	607	929	58,967	107,888	166,855
St. Johns	189	526	715	30,604	90,309	120,913
St. Lucie	445	455	900	41,902	71,894	113,796
Sumter	54	174	228	14,541	67,598	82,139
Suwannee	44	63	107	2,351	7,261	9,612
Taylor	0	7	7	1,629	3,504	5,133
Union	27	10	37	1,614	1,660	3,274
Unknown	47	38	85	3,461	4,385	7,846
Volusia	990	1,645	2,635	66,201	135,484	201,685
Wakulla	12	38	50	3,720	6,743	10,463
Walton	92	257	349	7,285	15,275	22,560
Washington	14	14	28	1,607	3,665	5,272
Total	33,317	54,283	87,600	2,816,437	5,554,268	8,370,705