

COVID-19: vaccine summary

Vaccination data through Apr 23, 2021 as of Apr 24, 2021 at 12:05 AM

Data in this report are provisional and subject to change.

Data in this summary pertain to COVID-19 vaccines approved by the U.S. Food and Drug Administration and have been issued an Emergency Use Authorization (Janssen COVID-19 Vaccine, Moderna COVID-19 Vaccine and Pfizer-BioNTech COVID-19 Vaccine). These data summarize the number of people who have received either their first dose or have completed the series for a COVID-19 vaccine. **A person can only be counted in one category, first dose or series complete.** For persons receiving Moderna or Pfizer vaccines, once they receive their second dose, they are moved from the first dose column to the series completed column. **Because of this, the total first dose category may show a change from report to report not matching the total receiving their first dose from the previous day.** Persons receiving Johnson & Johnson vaccines will always be counted in the series completed column.

COVID-19 doses for vaccinated persons in Florida

Doses 13,594,643

People receiving one dose of a 1-dose series (Johnson & Johnson) or receiving only one dose of a 2-dose series (Moderna, Pfizer) count once. Persons receiving both doses of a 2-dose series count twice.

Current status of persons vaccinated for COVID-19 in Florida

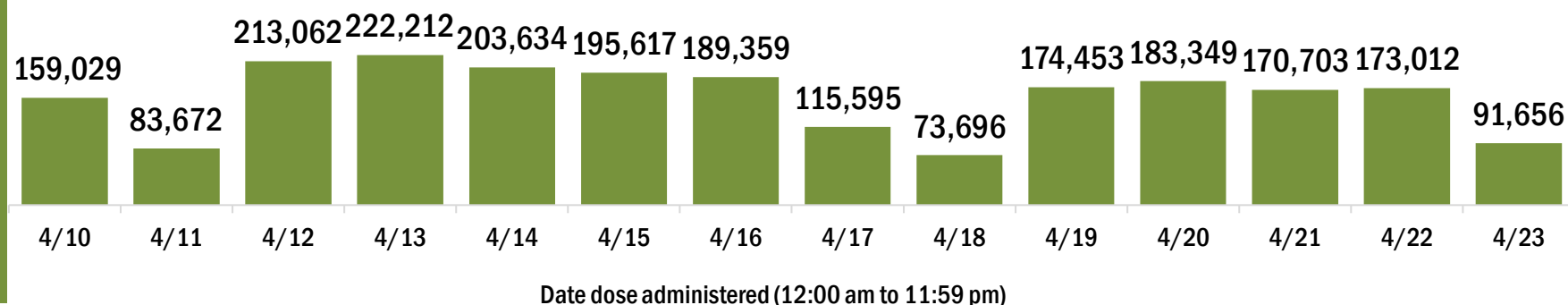
Total people vaccinated	8,443,796
First dose	2,761,179
Series completed	5,682,617
Completed 1-dose series	531,770
Completed 2-dose series	5,150,847

First dose: current number of people who have only received their first dose of the Moderna or Pfizer vaccine.

Series complete: current number of people who have received both Moderna or Pfizer vaccine doses or one Johnson & Johnson dose and are considered fully immunized.

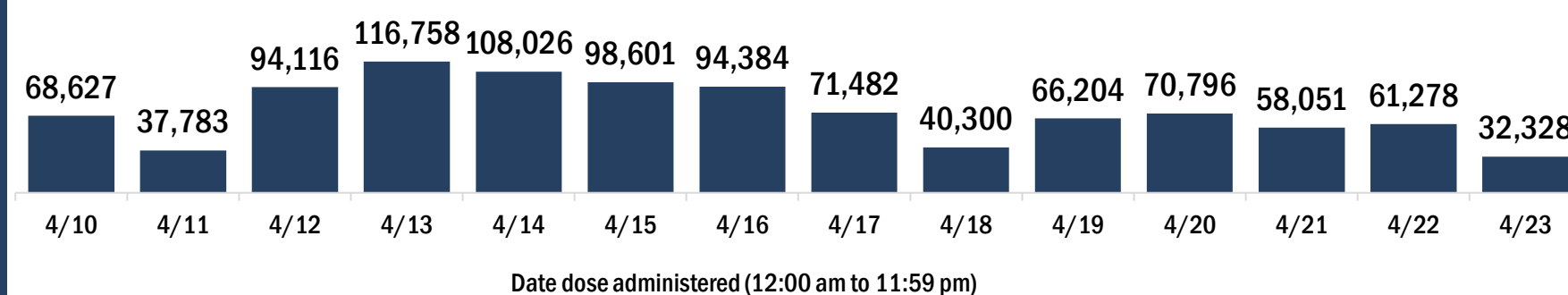
Demographic summary	First dose	Series complete	Total people vaccinated
Age group	2,761,179	5,682,617	8,443,796
16-24 years	306,556	136,784	443,340
25-34 years	367,459	294,016	661,475
35-44 years	435,577	429,337	864,914
45-54 years	477,670	676,347	1,154,017
55-64 years	514,047	1,165,356	1,679,403
65-74 years	365,863	1,688,999	2,054,862
75-84 years	209,387	970,653	1,180,040
85+ years	84,620	321,125	405,745
Race	2,761,179	5,682,617	8,443,796
White	1,770,167	3,911,647	5,681,814
Black	204,616	371,524	576,140
American Indian/Alaskan	11,333	19,194	30,527
Other	321,623	572,500	894,123
Unknown	453,440	807,752	1,261,192
Other race includes Asian, native Hawaiian/Pacific Islander, or other.			
Ethnicity	2,761,179	5,682,617	8,443,796
Hispanic	557,691	756,414	1,314,105
Non-Hispanic	1,287,449	3,069,631	4,357,080
Unknown	916,039	1,856,572	2,772,611
Gender	2,761,179	5,682,617	8,443,796
Female	1,447,324	3,219,972	4,667,296
Male	1,300,437	2,454,539	3,754,976
Unknown	13,418	8,106	21,524

COVID-19 doses administered for the past 2 weeks

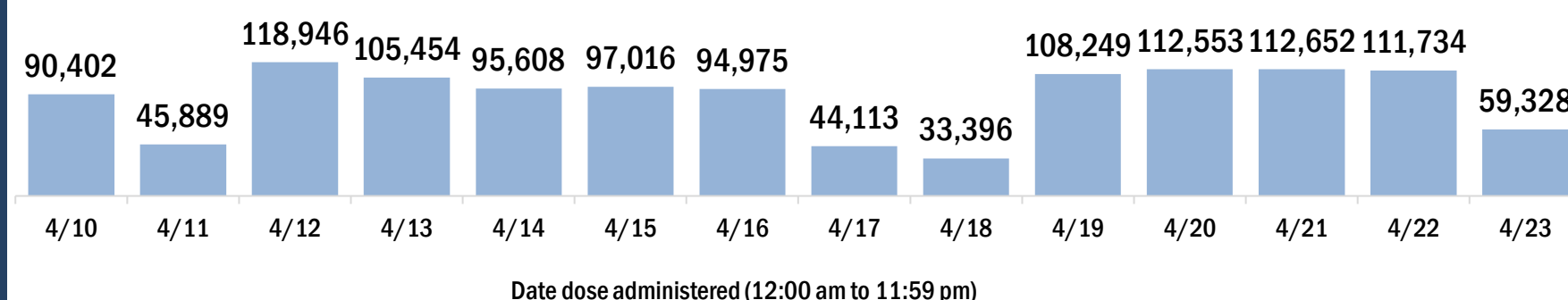


Persons vaccinated for COVID-19 for the past 2 weeks

Number of persons who received their first dose of a two-dose series of the COVID-19 vaccine



Number of persons who completed the COVID-19 vaccine series



COVID-19: vaccine summary

Vaccination data through Apr 23, 2021 as of Apr 24, 2021 at 12:05 AM

Data in this report are provisional and subject to change.

This table summarizes the number of people who have received either their first dose or have completed the series for a COVID-19 vaccine. A person can only be counted in one category, first dose or series complete. Persons receiving Johnson & Johnson vaccines will always be counted in the series completed column (see previous page for additional information).

County of residence	Yesterday (Apr 23)			Cumulative		
	First dose	Series complete	Total people vaccinated	First dose	Series complete	Total people vaccinated
Alachua	72	326	398	31,026	75,974	107,000
Baker	20	63	83	2,083	3,686	5,769
Bay	279	104	383	13,071	36,476	49,547
Bradford	15	30	45	2,483	3,960	6,443
Brevard	1,170	596	1,766	79,471	154,541	234,012
Broward	3,599	3,083	6,682	272,394	506,878	779,272
Calhoun	1	1	2	458	2,228	2,686
Charlotte	147	381	528	31,454	69,108	100,562
Citrus	72	682	754	15,302	43,056	58,358
Clay	130	367	497	16,240	44,389	60,629
Collier	263	383	646	54,787	127,271	182,058
Columbia	15	37	52	3,538	11,695	15,233
Dade	6,267	10,160	16,427	403,688	749,125	1,152,813
Desoto	121	23	144	4,220	6,507	10,727
Dixie	7	5	12	1,452	2,296	3,748
Duval	1,190	2,057	3,247	90,153	224,654	314,807
Escambia	211	371	582	28,171	65,885	94,056
Flagler	54	115	169	14,650	35,062	49,712
Franklin	7	17	24	931	3,013	3,944
Gadsden	53	185	238	4,029	12,072	16,101
Gilchrist	6	10	16	878	2,843	3,721
Glades	1	5	6	830	2,096	2,926
Gulf	6	12	18	1,221	3,340	4,561
Hamilton	7	4	11	956	2,176	3,132
Hardee	65	42	107	1,802	3,730	5,532
Hendry	16	17	33	3,773	7,041	10,814
Hernando	138	951	1,089	18,319	46,979	65,298
Highlands	54	80	134	14,193	26,031	40,224
Hillsborough	2,631	5,145	7,776	192,514	327,329	519,843
Holmes	12	8	20	1,164	2,857	4,021
Indian River	326	393	719	25,470	50,529	75,999
Jackson	30	11	41	4,221	8,859	13,080
Jefferson	46	15	61	1,313	3,639	4,952
Lafayette	24	25	49	730	1,352	2,082
Lake	278	742	1,020	42,413	116,068	158,481
Lee	590	2,155	2,745	101,664	210,006	311,670
Leon	256	779	1,035	33,727	75,659	109,386
Levy	41	87	128	2,825	7,733	10,558
Liberty	2	1	3	305	1,194	1,499
Madison	13	11	24	1,577	3,858	5,435
Manatee	183	1,499	1,682	53,078	110,968	164,046
Marion	180	1,312	1,492	34,569	93,873	128,442
Martin	328	676	1,004	22,303	50,245	72,548
Monroe	219	86	305	10,647	22,356	33,003
Nassau	64	51	115	6,776	26,266	33,042
Okaloosa	98	40	138	17,030	41,042	58,072
Okeechobee	23	26	49	3,578	7,493	11,071
Orange	3,215	6,101	9,316	174,228	333,923	508,151
Osceola	1,082	944	2,026	46,627	80,263	126,890
Out-Of-State	494	743	1,237	86,079	113,150	199,229
Palm Beach	1,515	4,613	6,128	203,413	416,319	619,732
Pasco	560	1,788	2,348	65,829	128,691	194,520
Pinellas	2,043	3,333	5,376	117,859	292,564	410,423
Polk	1,208	2,113	3,321	75,194	149,692	224,886
Putnam	58	94	152	5,837	12,023	17,860
Santa Rosa	84	234	318	18,684	36,917	55,601
Sarasota	393	2,119	2,512	72,021	157,936	229,957
Seminole	316	927	1,243	56,493	111,314	167,807
St. Johns	109	392	501	28,983	92,385	121,368
St. Lucie	406	578	984	41,288	73,231	114,519
Sumter	89	170	259	13,659	68,847	82,506
Suwannee	14	83	97	2,388	7,392	9,780
Taylor	7	9	16	1,619	3,520	5,139
Union	7	77	84	2,792	1,746	4,538
Unknown	55	61	116	3,459	4,468	7,927
Volusia	1,139	1,403	2,542	64,890	138,528	203,418
Wakulla	78	252	330	3,534	7,038	10,572
Walton	112	116	228	7,267	15,485	22,752
Washington	12	11	23	1,559	3,747	5,306
Total	32,326	59,330	91,656	2,761,179	5,682,617	8,443,796