

# COVID-19: vaccine summary

Vaccination data through Apr 28, 2021 as of Apr 29, 2021 at 12:05 AM

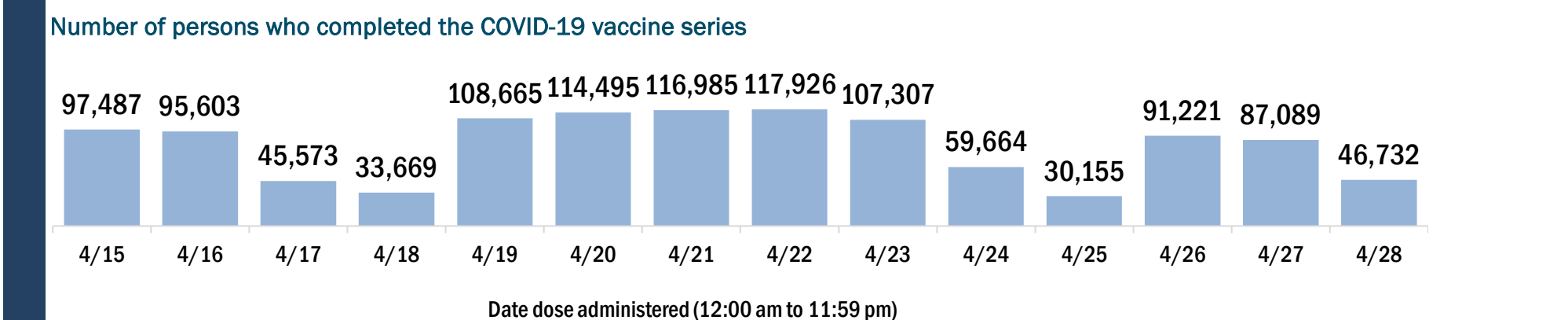
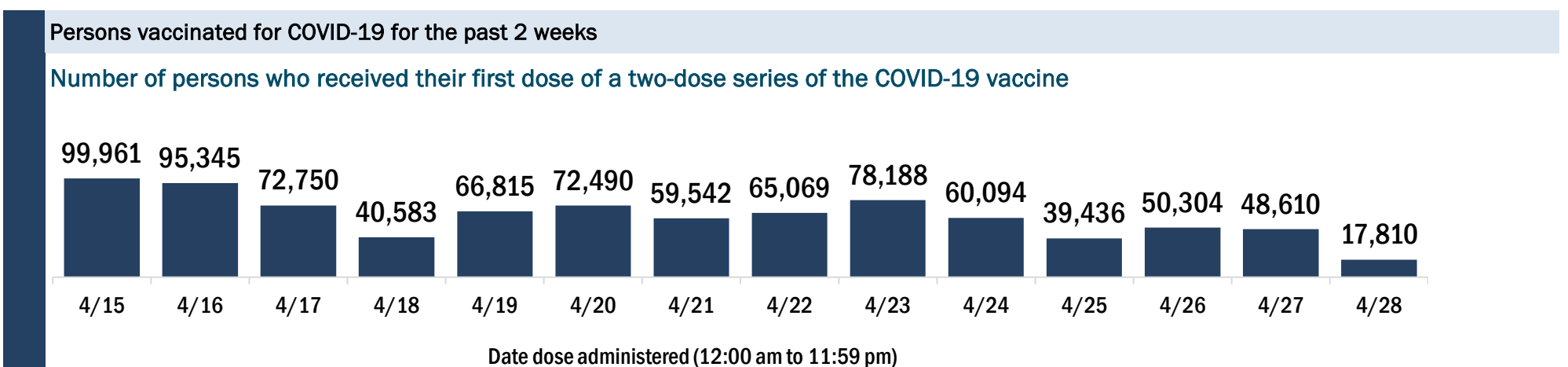
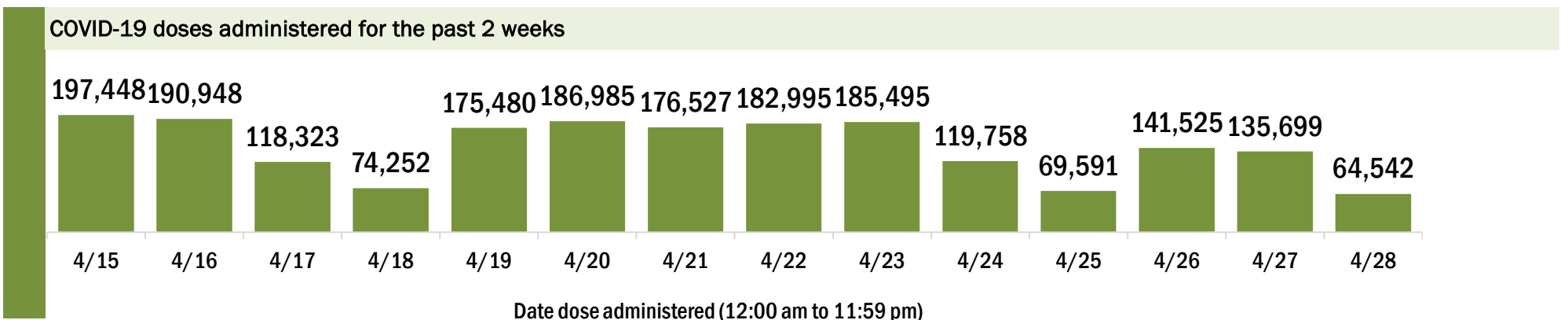
Data in this report are provisional and subject to change.

Data in this summary pertain to COVID-19 vaccines approved by the U.S. Food and Drug Administration and have been issued an Emergency Use Authorization (Janssen COVID-19 Vaccine, Moderna COVID-19 Vaccine and Pfizer-BioNTech COVID-19 Vaccine). These data summarize the number of people who have received either their first dose or have completed the series for a COVID-19 vaccine. **A person can only be counted in one category, first dose or series complete.** For persons receiving Moderna or Pfizer vaccines, once they receive their second dose, they are moved from the first dose column to the series completed column. **Because of this, the total first dose category may show a change from report to report not matching the total receiving their first dose from the previous day.** Persons receiving Johnson & Johnson vaccines will always be counted in the series completed column.

COVID-19 doses for vaccinated persons in Florida	
<b>Doses</b>	<b>14,271,699</b>
People receiving one dose of a 1-dose series (Johnson & Johnson) or receiving only one dose of a 2-dose series (Moderna, Pfizer) count once. Persons receiving both doses of a 2-dose series count twice.	

Current status of persons vaccinated for COVID-19 in Florida	
<b>Total people vaccinated</b>	<b>8,740,620</b>
First dose	2,666,894
Series completed	6,073,726
Completed 1-dose series	542,647
Completed 2-dose series	5,531,079
<b>First dose:</b> current number of people who have only received their first dose of the Moderna or Pfizer vaccine.	
<b>Series complete:</b> current number of people who have received both Moderna or Pfizer vaccine doses or one Johnson & Johnson dose and are considered fully immunized.	

Demographic summary	First dose	Series complete	Total people vaccinated
<b>Age group</b>	2,666,894	6,073,726	8,740,620
16-24 years	316,652	169,584	486,236
25-34 years	375,721	334,444	710,165
35-44 years	419,056	499,850	918,906
45-54 years	438,459	773,948	1,212,407
55-64 years	472,825	1,263,924	1,736,749
65-74 years	357,018	1,720,300	2,077,318
75-84 years	203,939	985,964	1,189,903
85+ years	83,224	325,712	408,936
<b>Race</b>	2,666,894	6,073,726	8,740,620
White	1,679,849	4,180,620	5,860,469
Black	201,839	398,169	600,008
American Indian/Alaskan	11,257	20,473	31,730
Other	317,307	618,028	935,335
Unknown	456,642	856,436	1,313,078
<b>Other race</b> includes Asian, native Hawaiian/Pacific Islander, or other.			
<b>Ethnicity</b>	2,666,894	6,073,726	8,740,620
Hispanic	566,310	830,204	1,396,514
Non-Hispanic	1,189,926	3,282,401	4,472,327
Unknown	910,658	1,961,121	2,871,779
<b>Gender</b>	2,666,894	6,073,726	8,740,620
Female	1,390,980	3,424,706	4,815,686
Male	1,262,974	2,640,067	3,903,041
Unknown	12,940	8,953	21,893



# COVID-19: vaccine summary

Vaccination data through Apr 28, 2021 as of Apr 29, 2021 at 12:05 AM

Data in this report are provisional and subject to change.

This table summarizes the number of people who have received either their first dose or have completed the series for a COVID-19 vaccine. A person can only be counted in one category, first dose or series complete. Persons receiving Johnson & Johnson vaccines will always be counted in the series completed column (see previous page for additional information).

County of residence	Yesterday (Apr 28)			Cumulative		
	First dose	Series complete	Total people vaccinated	First dose	Series complete	Total people vaccinated
Alachua	67	184	251	30,179	79,187	109,366
Baker	12	14	26	2,009	3,819	5,828
Bay	78	316	394	12,821	37,787	50,608
Bradford	6	13	19	2,454	4,085	6,539
Brevard	279	1,119	1,398	75,629	165,107	240,736
Broward	1,610	2,966	4,576	266,182	544,325	810,507
Calhoun	7	2	9	476	2,239	2,715
Charlotte	69	137	206	30,538	71,610	102,148
Citrus	108	196	304	14,460	45,002	59,462
Clay	99	410	509	14,845	47,540	62,385
Collier	204	430	634	53,394	133,701	187,095
Columbia	31	123	154	3,465	12,389	15,854
Dade	3,669	7,678	11,347	407,616	804,259	1,211,875
Desoto	6	10	16	4,217	6,857	11,074
Dixie	6	5	11	1,309	2,505	3,814
Duval	827	2,871	3,698	80,297	242,434	322,731
Escambia	124	593	717	27,170	69,387	96,557
Flagler	65	132	197	13,847	37,416	51,263
Franklin	6	31	37	867	3,108	3,975
Gadsden	52	63	115	3,914	12,467	16,381
Gilchrist	20	14	34	853	2,951	3,804
Glades	1	5	6	799	2,169	2,968
Gulf	14	21	35	1,192	3,443	4,635
Hamilton	20	84	104	936	2,289	3,225
Hardee	83	29	112	1,815	3,886	5,701
Hendry	42	13	55	3,861	7,551	11,412
Hernando	99	168	267	18,156	48,740	66,896
Highlands	36	96	132	13,808	27,297	41,105
Hillsborough	1,383	3,899	5,282	181,513	357,919	539,432
Holmes	7	6	13	1,188	2,888	4,076
Indian River	222	325	547	25,074	54,367	79,441
Jackson	37	57	94	4,140	9,071	13,211
Jefferson	4	50	54	1,212	3,785	4,997
Lafayette	0	0	0	720	1,368	2,088
Lake	274	982	1,256	39,208	123,604	162,812
Lee	566	1,650	2,216	93,575	226,033	319,608
Leon	343	335	678	30,263	81,686	111,949
Levy	13	28	41	2,527	8,293	10,820
Liberty	18	43	61	274	1,247	1,521
Madison	9	57	66	1,556	3,984	5,540
Manatee	316	663	979	47,529	120,310	167,839
Marion	113	266	379	34,052	97,451	131,503
Martin	66	110	176	21,670	52,759	74,429
Monroe	118	232	350	11,804	24,093	35,897
Nassau	53	67	120	5,889	27,633	33,522
Okaloosa	98	98	196	16,234	43,303	59,537
Okeechobee	11	20	31	3,843	7,804	11,647
Orange	1,529	4,733	6,262	167,339	364,458	531,797
Osceola	527	878	1,405	46,171	87,761	133,932
Out-Of-State	322	589	911	86,123	120,511	206,634
Palm Beach	957	3,640	4,597	201,073	442,490	643,563
Pasco	330	1,233	1,563	61,638	138,558	200,196
Pinellas	741	2,825	3,566	110,949	310,826	421,775
Polk	629	1,018	1,647	76,103	157,808	233,911
Putnam	66	28	94	5,588	12,710	18,298
Santa Rosa	98	482	580	17,747	39,096	56,843
Sarasota	289	1,368	1,657	66,423	168,350	234,773
Seminole	172	862	1,034	54,233	120,786	175,019
St. Johns	141	589	730	25,122	98,561	123,683
St. Lucie	198	363	561	40,139	78,284	118,423
Sumter	32	296	328	12,893	70,131	83,024
Suwannee	18	68	86	2,238	7,710	9,948
Taylor	0	17	17	1,946	3,610	5,556
Union	8	10	18	2,774	1,799	4,573
Unknown	24	43	67	3,503	4,718	8,221
Volusia	362	929	1,291	63,566	147,144	210,710
Wakulla	21	24	45	3,343	7,345	10,688
Walton	45	108	153	7,086	16,083	23,169
Washington	10	18	28	1,517	3,839	5,356
<b>Total</b>	<b>17,810</b>	<b>46,732</b>	<b>64,542</b>	<b>2,666,894</b>	<b>6,073,726</b>	<b>8,740,620</b>