

COVID-19: vaccine summary

Vaccination data through Feb 21, 2021 as of Feb 22, 2021 at 12:05 AM

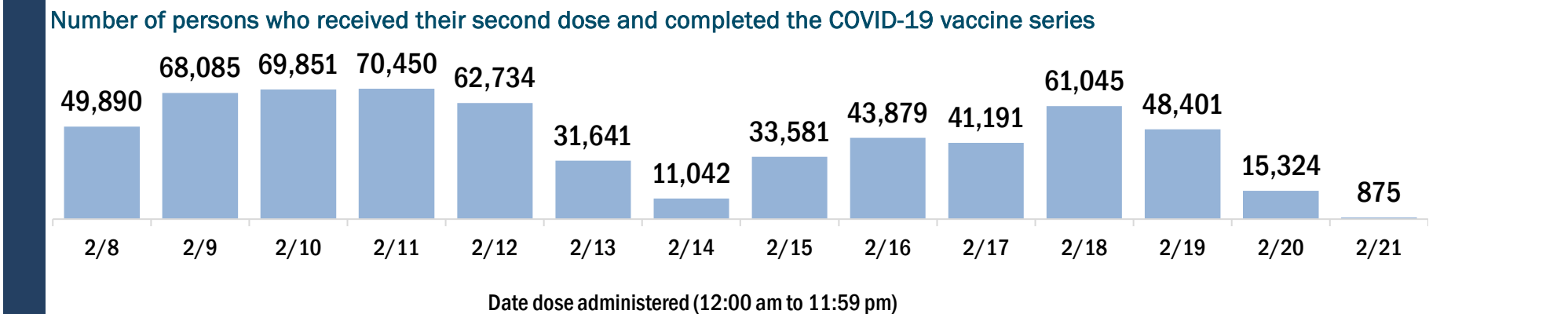
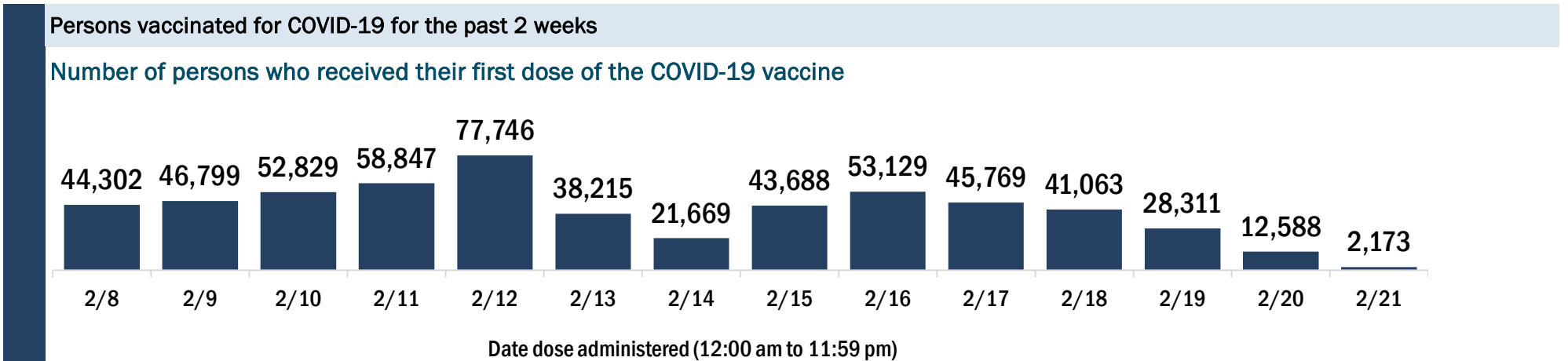
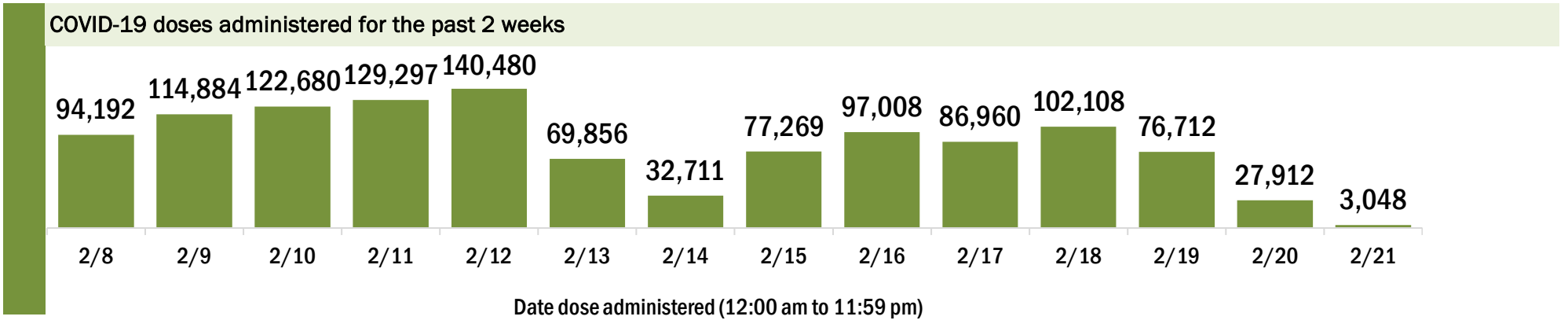
Data in this report are provisional and subject to change.

Data in this summary pertain to COVID-19 vaccines approved by the U.S. Food and Drug Administration and have been issued an Emergency Use Authorization. These data summarize the number of people who have received either their first dose or have completed the series for a COVID-19 vaccine. A person can only be counted in one category, first dose or series complete. After individuals receive their second dose, they are moved from the first dose column to the series completed column.

COVID-19 doses administered in Florida	
Doses administered	4,096,985
Total number of doses of the COVID-19 vaccine that have been administered in Florida.	

Persons vaccinated for COVID-19 in Florida	
Total people vaccinated	2,698,591
First dose	1,300,197
Series completed	1,398,394
First dose: received their first dose of the COVID-19 vaccine.	
Series complete: received all recommended doses of the COVID-19 vaccine to be considered fully immunized.	

Demographic summary	First dose	Series complete	Total people vaccinated
Age group	1,300,197	1,398,394	2,698,591
16-24 years	13,371	19,191	32,562
25-34 years	32,474	71,135	103,609
35-44 years	42,249	87,325	129,574
45-54 years	57,309	103,320	160,629
55-64 years	104,280	129,733	234,013
65-74 years	580,681	548,406	1,129,087
75-84 years	348,604	314,701	663,305
85+ years	121,229	124,583	245,812
Race	1,300,197	1,398,394	2,698,591
American Indian/Alaskan	4,982	4,968	9,950
Black	77,212	72,584	149,796
Other	113,717	201,221	314,938
Unknown	286,513	159,632	446,145
White	817,773	959,989	1,777,762
Other race includes Asian, native Hawaiian/Pacific Islander, or other.			
Ethnicity	1,300,197	1,398,394	2,698,591
Hispanic	119,635	138,165	257,800
Non-Hispanic	552,966	770,180	1,323,146
Unknown	627,596	490,049	1,117,645
Gender	1,300,197	1,398,394	2,698,591
Female	739,966	815,384	1,555,350
Male	552,093	581,175	1,133,268
Unknown	8,138	1,835	9,973



COVID-19: vaccine summary

Vaccination data through Feb 21, 2021 as of Feb 22, 2021 at 12:05 AM

Data in this report are provisional and subject to change.

Data in this summary pertain to COVID-19 vaccines approved by the U.S. Food and Drug Administration and have been issued an Emergency Use Authorization. These data summarize the number of people who have received either their first dose or have completed the series for a COVID-19 vaccine. A person can only be counted in one category, first dose or series complete. After individuals receive their second dose, they are moved from the first dose column to the series completed column.

County of residence	Yesterday (Feb 21)			Cumulative		
	First dose	Series complete	Total people vaccinated	First dose	Series complete	Total people vaccinated
Alachua	0	0	0	15,655	29,545	45,200
Baker	0	0	0	1,139	1,319	2,458
Bay	0	0	0	11,868	9,316	21,184
Bradford	0	0	0	1,220	1,330	2,550
Brevard	2	1	3	46,103	32,435	78,538
Broward	652	84	736	95,560	134,356	229,916
Calhoun	0	0	0	774	1,190	1,964
Charlotte	2	0	2	16,992	10,823	27,815
Citrus	0	0	0	12,360	11,002	23,362
Clay	5	0	5	11,247	13,867	25,114
Collier	47	10	57	43,568	28,150	71,718
Columbia	0	0	0	2,830	3,814	6,644
Dade	1,037	682	1,719	111,412	156,925	268,337
Desoto	0	1	1	1,676	1,733	3,409
Dixie	0	0	0	703	736	1,439
Duval	23	1	24	41,906	69,444	111,350
Escambia	0	0	0	19,724	18,777	38,501
Flagler	0	0	0	12,617	7,001	19,618
Franklin	0	0	0	850	1,123	1,973
Gadsden	4	0	4	2,751	3,828	6,579
Gilchrist	0	0	0	643	1,126	1,769
Glades	0	0	0	536	473	1,009
Gulf	0	0	0	1,237	1,234	2,471
Hamilton	0	0	0	462	956	1,418
Hardee	0	0	0	662	1,155	1,817
Hendry	0	0	0	1,021	1,655	2,676
Hernando	1	0	1	10,800	11,109	21,909
Highlands	0	0	0	7,824	3,700	11,524
Hillsborough	5	3	8	63,635	67,146	130,781
Holmes	0	0	0	959	1,106	2,065
Indian River	0	0	0	18,893	13,364	32,257
Jackson	0	0	0	2,504	3,992	6,496
Jefferson	0	0	0	895	1,406	2,301
Lafayette	0	0	0	559	698	1,257
Lake	0	0	0	28,435	32,605	61,040
Lee	28	8	36	58,209	46,714	104,923
Leon	42	0	42	16,378	25,451	41,829
Levy	0	0	0	2,447	2,021	4,468
Liberty	0	0	0	302	619	921
Madison	0	0	0	827	1,749	2,576
Manatee	2	0	2	24,278	21,316	45,594
Marion	46	29	75	20,448	26,459	46,907
Martin	3	1	4	17,084	14,677	31,761
Monroe	13	9	22	5,128	5,624	10,752
Nassau	0	0	0	6,694	8,828	15,522
Okaloosa	0	0	0	8,786	12,778	21,564
Okeechobee	0	0	0	1,893	2,232	4,125
Orange	11	3	14	46,804	69,418	116,222
Osceola	8	4	12	11,355	17,019	28,374
Out-Of-State	10	3	13	43,368	29,919	73,287
Palm Beach	205	35	240	119,221	130,093	249,314
Pasco	0	0	0	34,879	24,446	59,325
Pinellas	1	0	1	61,450	65,780	127,230
Polk	1	0	1	36,921	27,536	64,457
Putnam	0	0	0	3,617	3,109	6,726
Santa Rosa	0	0	0	12,316	11,622	23,938
Sarasota	0	0	0	38,687	32,997	71,684
Seminole	1	0	1	17,745	33,454	51,199
St. Johns	4	0	4	23,652	28,734	52,386
St. Lucie	1	1	2	20,047	20,520	40,567
Sumter	0	0	0	24,641	10,490	35,131
Suwannee	0	0	0	2,179	2,691	4,870
Taylor	0	0	0	1,487	1,365	2,852
Union	0	0	0	398	789	1,187
Unknown	17	0	17	2,040	983	3,023
Volusia	1	0	1	38,545	31,621	70,166
Wakulla	1	0	1	2,287	2,332	4,619
Walton	0	0	0	4,922	5,201	10,123
Washington	0	0	0	1,142	1,368	2,510
Total	2,173	875	3,048	1,300,197	1,398,394	2,698,591