

COVID-19: vaccine summary

Vaccination data through Mar 4, 2021 as of Mar 5, 2021 at 12:05 AM

Data in this report are provisional and subject to change.

Data in this summary pertain to COVID-19 vaccines approved by the U.S. Food and Drug Administration and have been issued an Emergency Use Authorization (Janssen COVID-19 Vaccine, Moderna COVID-19 Vaccine and Pfizer-BioNTech COVID-19 Vaccine). These data summarize the number of people who have received either their first dose or have completed the series for a COVID-19 vaccine. **A person can only be counted in one category, first dose or series complete.** For persons receiving Moderna or Pfizer vaccines, once they receive their second dose, they are moved from the first dose column to the series completed column. **Because of this, the total first dose category may show a change from report to report not matching the total receiving their first dose from the previous day.** Persons receiving Johnson & Johnson vaccines will always be counted in the series completed column.

COVID-19 doses for vaccinated persons in Florida

Doses 5,213,322

People receiving one dose of a 1-dose series (Johnson & Johnson) or receiving only one dose of a 2-dose series (Moderna, Pfizer) count once. Persons receiving both doses of a 2-dose series count twice.

Current status of persons vaccinated for COVID-19 in Florida

Total people vaccinated 3,362,212

First dose 1,509,746

Series completed 1,852,466

Completed 1-dose series 1,356

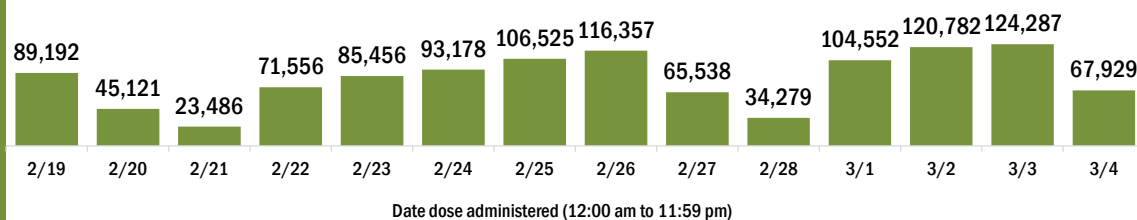
Completed 2-dose series 1,851,110

First dose: current number of people who have only received their first dose of the Moderna or Pfizer vaccine.

Series complete: current number of people who have received both Moderna or Pfizer vaccine doses or one Johnson & Johnson dose and are considered fully immunized.

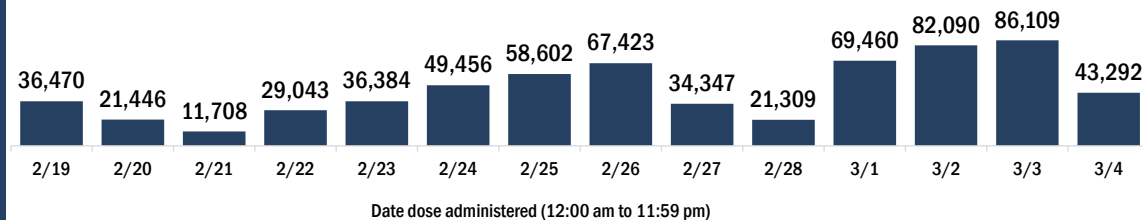
Demographic summary	First dose	Series complete	Total people vaccinated
Age group	1,509,746	1,852,466	3,362,212
16-24 years	17,256	22,438	39,694
25-34 years	41,628	79,667	121,295
35-44 years	55,973	98,437	154,410
45-54 years	82,144	118,815	200,959
55-64 years	153,124	158,656	311,780
65-74 years	639,475	767,490	1,406,965
75-84 years	387,866	443,704	831,570
85+ years	132,280	163,259	295,539
Race	1,509,746	1,852,466	3,362,212
American Indian/Alaskan	6,437	6,706	13,143
Black	96,597	101,609	198,206
Other	126,160	236,076	362,236
Unknown	284,522	232,273	516,795
White	996,030	1,275,802	2,271,832
Other race includes Asian, native Hawaiian/Pacific Islander, or other.			
Ethnicity	1,509,746	1,852,466	3,362,212
Hispanic	191,898	187,334	379,232
Non-Hispanic	693,902	1,015,022	1,708,924
Unknown	623,946	650,110	1,274,056
Gender	1,509,746	1,852,466	3,362,212
Female	858,707	1,074,608	1,933,315
Male	640,126	775,694	1,415,820
Unknown	10,913	2,164	13,077

COVID-19 doses administered for the past 2 weeks

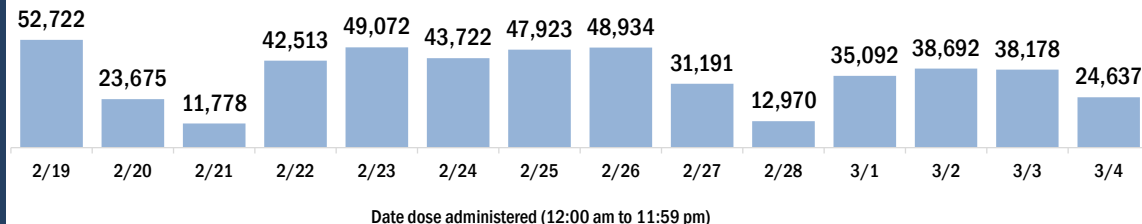


Persons vaccinated for COVID-19 for the past 2 weeks

Number of persons who received their first dose of a two-dose series of the COVID-19 vaccine



Number of persons who completed the COVID-19 vaccine series



COVID-19: vaccine summary

Vaccination data through Mar 4, 2021 as of Mar 5, 2021 at 12:05 AM

Data in this report are provisional and subject to change.

This table summarizes the number of people who have received either their first dose or have completed the series for a COVID-19 vaccine. A person can only be counted in one category, first dose or series complete. Persons receiving Johnson & Johnson vaccines will always be counted in the series completed column (see previous page for additional information).

County of residence	Yesterday (Mar 4)			Cumulative		
	First dose	Series complete	Total people vaccinated	First dose	Series complete	Total people vaccinated
Alachua	232	351	583	11,348	37,442	48,790
Baker	15	18	33	1,060	1,782	2,842
Bay	579	276	855	11,489	13,375	24,864
Bradford	22	128	150	758	2,026	2,784
Brevard	442	152	594	43,211	48,396	91,607
Broward	3,193	2,063	5,256	121,627	166,360	287,987
Calhoun	12	81	93	467	1,468	1,935
Charlotte	481	133	614	21,464	16,964	38,428
Citrus	471	40	511	13,993	13,844	27,837
Clay	415	480	895	9,821	19,266	29,087
Collier	566	471	1,037	41,643	44,851	86,494
Columbia	405	78	483	2,714	5,076	7,790
Dade	6,772	3,266	10,038	180,679	200,405	381,084
Desoto	50	117	167	2,183	2,159	4,342
Dixie	3	1	4	751	1,008	1,759
Duval	2,256	1,436	3,692	51,252	82,180	133,432
Escambia	999	201	1,200	19,418	24,486	43,904
Flagler	187	46	233	13,783	11,684	25,467
Franklin	5	12	17	970	1,438	2,408
Gadsden	77	21	98	2,685	5,177	7,862
Gilchrist	7	6	13	500	1,366	1,866
Glades	2	5	7	590	590	1,180
Gulf	8	348	356	740	1,873	2,613
Hamilton	16	3	19	378	1,152	1,530
Hardee	101	7	108	1,116	1,274	2,390
Hendry	134	90	224	1,227	2,080	3,307
Hernando	293	288	581	14,445	13,239	27,684
Highlands	93	28	121	10,250	5,641	15,891
Hillsborough	3,134	892	4,026	75,081	85,781	160,862
Holmes	18	0	18	850	1,497	2,347
Indian River	197	241	438	21,691	20,530	42,221
Jackson	13	12	25	2,900	4,502	7,402
Jefferson	17	19	36	741	1,919	2,660
Lafayette	2	0	2	609	749	1,358
Lake	623	134	757	27,080	44,378	71,458
Lee	731	709	1,440	63,239	68,197	131,436
Leon	520	205	725	17,090	30,887	47,977
Levy	27	27	54	2,156	2,944	5,100
Liberty	10	14	24	296	761	1,057
Madison	39	4	43	924	2,093	3,017
Manatee	1,828	335	2,163	39,101	27,818	66,919
Marion	346	1,738	2,084	25,254	32,323	57,577
Martin	312	67	379	16,838	20,552	37,390
Monroe	56	44	100	5,563	7,294	12,857
Nassau	188	232	420	6,451	11,437	17,888
Okaloosa	64	777	841	10,832	17,339	28,171
Okeechobee	26	428	454	2,197	3,131	5,328
Orange	3,803	359	4,162	57,103	86,058	143,161
Osceola	714	503	1,217	15,503	20,573	36,076
Out-Of-State	843	375	1,218	49,254	37,924	87,178
Palm Beach	1,950	2,138	4,088	111,283	181,527	292,810
Pasco	1,109	298	1,407	40,272	34,223	74,495
Pinellas	3,321	581	3,902	79,966	83,535	163,501
Polk	1,392	1,033	2,425	42,970	40,025	82,995
Putnam	31	67	98	3,781	4,806	8,587
Santa Rosa	328	141	469	11,765	15,504	27,269
Sarasota	702	1,636	2,338	58,381	44,236	102,617
Seminole	598	72	670	21,025	39,030	60,055
St. Johns	312	219	531	21,044	40,225	61,269
St. Lucie	251	259	510	27,376	26,802	54,178
Sumter	126	214	340	19,603	20,614	40,217
Suwannee	68	80	148	1,716	3,666	5,382
Taylor	5	0	5	1,412	1,656	3,068
Union	36	8	44	301	986	1,287
Unknown	49	12	61	1,953	1,178	3,131
Volusia	1,431	457	1,888	37,620	47,546	85,166
Wakulla	91	10	101	2,325	3,030	5,355
Walton	133	148	281	4,405	6,987	11,392
Washington	12	3	15	1,233	1,601	2,834
Total	43,292	24,637	67,929	1,509,746	1,852,466	3,362,212