

COVID-19: vaccine summary

Vaccination data through Mar 9, 2021 as of Mar 10, 2021 at 12:05 AM

Data in this report are provisional and subject to change.

Data in this summary pertain to COVID-19 vaccines approved by the U.S. Food and Drug Administration and have been issued an Emergency Use Authorization (Janssen COVID-19 Vaccine, Moderna COVID-19 Vaccine and Pfizer-BioNTech COVID-19 Vaccine). These data summarize the number of people who have received either their first dose or have completed the series for a COVID-19 vaccine. **A person can only be counted in one category, first dose or series complete.** For persons receiving Moderna or Pfizer vaccines, once they receive their second dose, they are moved from the first dose column to the series completed column. **Because of this, the total first dose category may show a change from report to report not matching the total receiving their first dose from the previous day.** Persons receiving Johnson & Johnson vaccines will always be counted in the series completed column.

COVID-19 doses for vaccinated persons in Florida

Doses 5,791,074

People receiving one dose of a 1-dose series (Johnson & Johnson) or receiving only one dose of a 2-dose series (Moderna, Pfizer) count once. Persons receiving both doses of a 2-dose series count twice.

Current status of persons vaccinated for COVID-19 in Florida

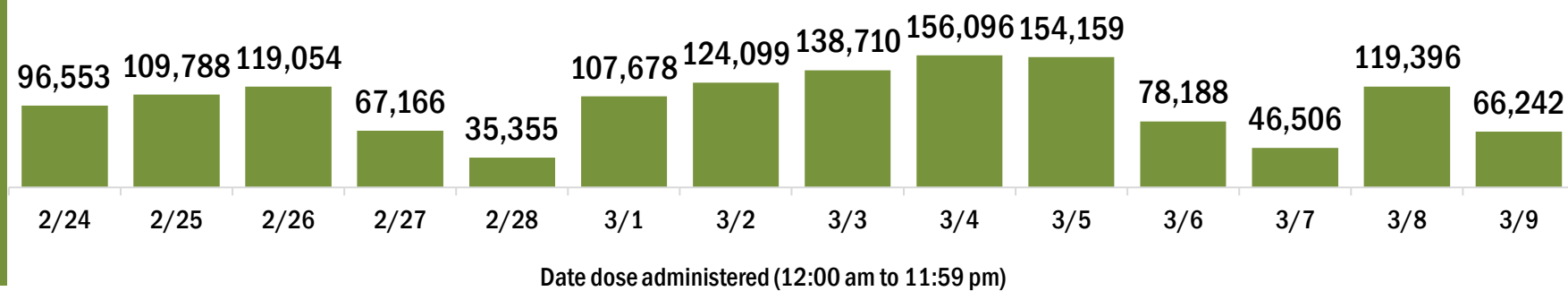
Total people vaccinated	3,784,870
First dose	1,753,286
Series completed	2,031,584
Completed 1-dose series	25,380
Completed 2-dose series	2,006,204

First dose: current number of people who have only received their first dose of the Moderna or Pfizer vaccine.

Series complete: current number of people who have received both Moderna or Pfizer vaccine doses or one Johnson & Johnson dose and are considered fully immunized.

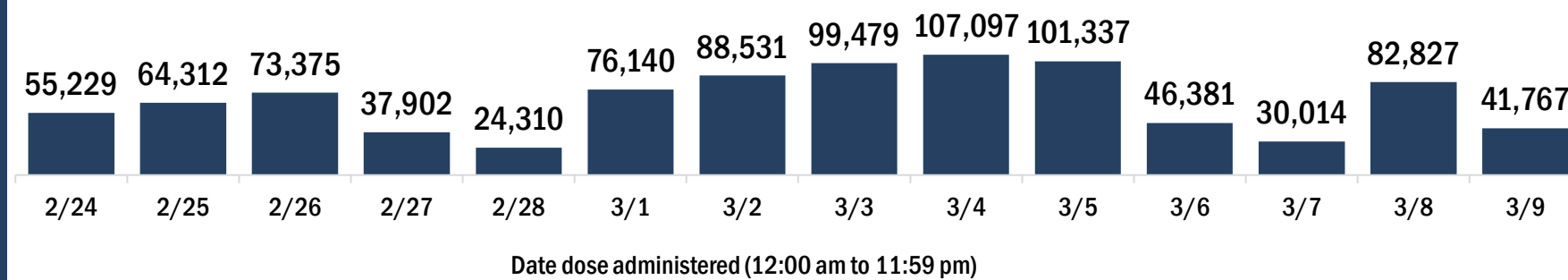
Demographic summary	First dose	Series complete	Total people vaccinated
Age group	1,753,286	2,031,584	3,784,870
16-24 years	24,765	24,313	49,078
25-34 years	62,097	84,645	146,742
35-44 years	86,937	105,991	192,928
45-54 years	127,598	129,641	257,239
55-64 years	222,911	177,319	400,230
65-74 years	678,511	844,935	1,523,446
75-84 years	411,272	488,429	899,701
85+ years	139,195	176,311	315,506
Race	1,753,286	2,031,584	3,784,870
American Indian/Alaskan	7,089	7,373	14,462
Black	112,659	115,744	228,403
Other	147,946	249,005	396,951
Unknown	336,089	252,462	588,551
White	1,149,503	1,407,000	2,556,503
Other race includes Asian, native Hawaiian/Pacific Islander, or other.			
Ethnicity	1,753,286	2,031,584	3,784,870
Hispanic	228,018	210,601	438,619
Non-Hispanic	794,233	1,122,553	1,916,786
Unknown	731,035	698,430	1,429,465
Gender	1,753,286	2,031,584	3,784,870
Female	1,007,305	1,176,374	2,183,679
Male	734,325	852,844	1,587,169
Unknown	11,656	2,366	14,022

COVID-19 doses administered for the past 2 weeks

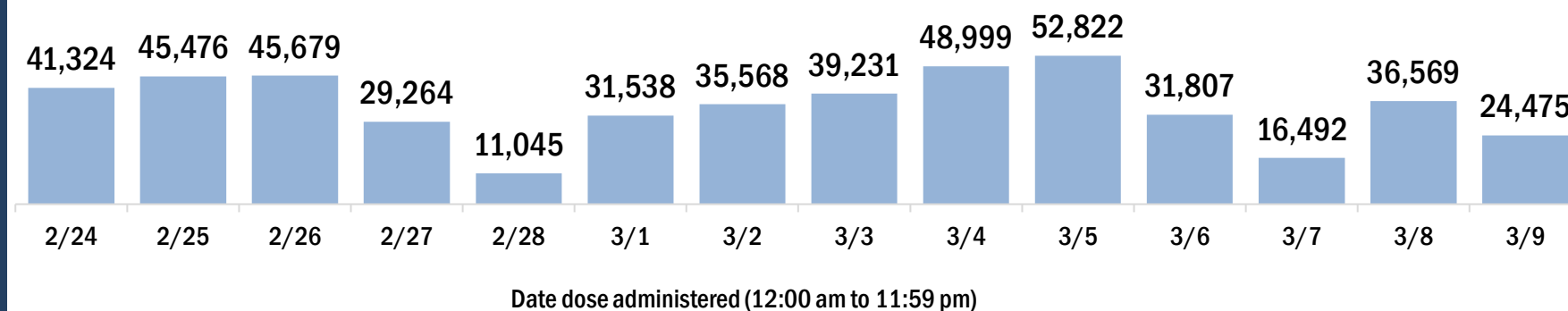


Persons vaccinated for COVID-19 for the past 2 weeks

Number of persons who received their first dose of a two-dose series of the COVID-19 vaccine



Number of persons who completed the COVID-19 vaccine series



COVID-19: vaccine summary

Vaccination data through Mar 9, 2021 as of Mar 10, 2021 at 12:05 AM

Data in this report are provisional and subject to change.

This table summarizes the number of people who have received either their first dose or have completed the series for a COVID-19 vaccine. A person can only be counted in one category, first dose or series complete. Persons receiving Johnson & Johnson vaccines will always be counted in the series completed column (see previous page for additional information).

County of residence	Yesterday (Mar 9)			Cumulative		
	First dose	Series complete	Total people vaccinated	First dose	Series complete	Total people vaccinated
Alachua	369	168	537	12,018	39,365	51,383
Baker	5	12	17	1,167	1,863	3,030
Bay	470	33	503	11,952	15,165	27,117
Bradford	7	85	92	790	2,161	2,951
Brevard	651	271	922	50,233	51,035	101,268
Broward	4,114	2,265	6,379	148,477	181,514	329,991
Calhoun	5	2	7	476	1,499	1,975
Charlotte	397	139	536	25,456	19,149	44,605
Citrus	170	61	231	16,594	15,504	32,098
Clay	325	578	903	10,353	21,127	31,480
Collier	432	139	571	45,957	48,024	93,981
Columbia	56	394	450	2,456	5,562	8,018
Dade	6,813	2,565	9,378	227,534	222,234	449,768
Desoto	427	22	449	2,759	2,252	5,011
Dixie	1	4	5	713	1,097	1,810
Duval	1,285	1,782	3,067	58,068	90,336	148,404
Escambia	643	432	1,075	22,555	27,085	49,640
Flagler	70	180	250	13,616	13,951	27,567
Franklin	139	4	143	731	1,852	2,583
Gadsden	55	29	84	2,808	5,585	8,393
Gilchrist	2	0	2	465	1,458	1,923
Glades	1	2	3	583	854	1,437
Gulf	76	4	80	767	1,964	2,731
Hamilton	11	6	17	400	1,167	1,567
Hardee	35	81	116	1,041	1,432	2,473
Hendry	19	8	27	1,761	2,182	3,943
Hernando	635	137	772	14,857	14,782	29,639
Highlands	184	31	215	13,706	6,460	20,166
Hillsborough	2,817	970	3,787	95,396	97,951	193,347
Holmes	9	19	28	913	1,545	2,458
Indian River	209	165	374	22,106	23,258	45,364
Jackson	13	14	27	2,713	5,091	7,804
Jefferson	14	37	51	767	2,005	2,772
Lafayette	1	1	2	483	948	1,431
Lake	451	220	671	30,883	48,985	79,868
Lee	428	530	958	69,986	73,647	143,633
Leon	479	162	641	19,534	33,266	52,800
Levy	9	0	9	2,226	3,349	5,575
Liberty	3	0	3	302	766	1,068
Madison	40	7	47	993	2,120	3,113
Manatee	539	1,030	1,569	43,792	31,943	75,735
Marion	2,325	49	2,374	29,857	35,733	65,590
Martin	203	67	270	18,054	22,330	40,384
Monroe	56	44	100	6,347	8,356	14,703
Nassau	42	367	409	6,119	13,060	19,179
Okaloosa	411	621	1,032	11,228	19,115	30,343
Okeechobee	392	8	400	2,588	3,162	5,750
Orange	2,852	929	3,781	79,951	91,858	171,809
Osceola	375	960	1,335	19,750	22,605	42,355
Out-Of-State	624	413	1,037	54,760	40,974	95,734
Palm Beach	2,126	1,222	3,348	124,218	192,222	316,440
Pasco	878	828	1,706	44,540	39,188	83,728
Pinellas	2,660	2,140	4,800	87,767	92,900	180,667
Polk	1,339	1,034	2,373	53,041	45,481	98,522
Putnam	106	24	130	4,158	4,999	9,157
Santa Rosa	730	352	1,082	13,491	16,772	30,263
Sarasota	1,855	601	2,456	64,719	49,394	114,113
Seminole	963	650	1,613	25,561	42,065	67,626
St. Johns	237	359	596	21,362	44,384	65,746
St. Lucie	303	149	452	28,465	30,241	58,706
Sumter	148	69	217	21,674	22,185	43,859
Suwannee	73	99	172	1,532	4,050	5,582
Taylor	0	0	0	1,537	1,669	3,206
Union	2	6	8	313	1,016	1,329
Unknown	39	13	52	2,262	1,278	3,540
Volusia	548	669	1,217	44,152	51,737	95,889
Wakulla	16	7	23	2,140	3,593	5,733
Walton	38	201	239	4,116	7,864	11,980
Washington	17	5	22	1,197	1,820	3,017
Total	41,767	24,475	66,242	1,753,286	2,031,584	3,784,870