

COVID-19: vaccine summary

Vaccination data through Mar 14, 2021 as of Mar 15, 2021 at 12:05 AM

Data in this report are provisional and subject to change.

Data in this summary pertain to COVID-19 vaccines approved by the U.S. Food and Drug Administration and have been issued an Emergency Use Authorization (Janssen COVID-19 Vaccine, Moderna COVID-19 Vaccine and Pfizer-BioNTech COVID-19 Vaccine). These data summarize the number of people who have received either their first dose or have completed the series for a COVID-19 vaccine. **A person can only be counted in one category, first dose or series complete.** For persons receiving Moderna or Pfizer vaccines, once they receive their second dose, they are moved from the first dose column to the series completed column. **Because of this, the total first dose category may show a change from report to report not matching the total receiving their first dose from the previous day.** Persons receiving Johnson & Johnson vaccines will always be counted in the series completed column.

COVID-19 doses for vaccinated persons in Florida

Doses 6,531,896

People receiving one dose of a 1-dose series (Johnson & Johnson) or receiving only one dose of a 2-dose series (Moderna, Pfizer) count once. Persons receiving both doses of a 2-dose series count twice.

Current status of persons vaccinated for COVID-19 in Florida

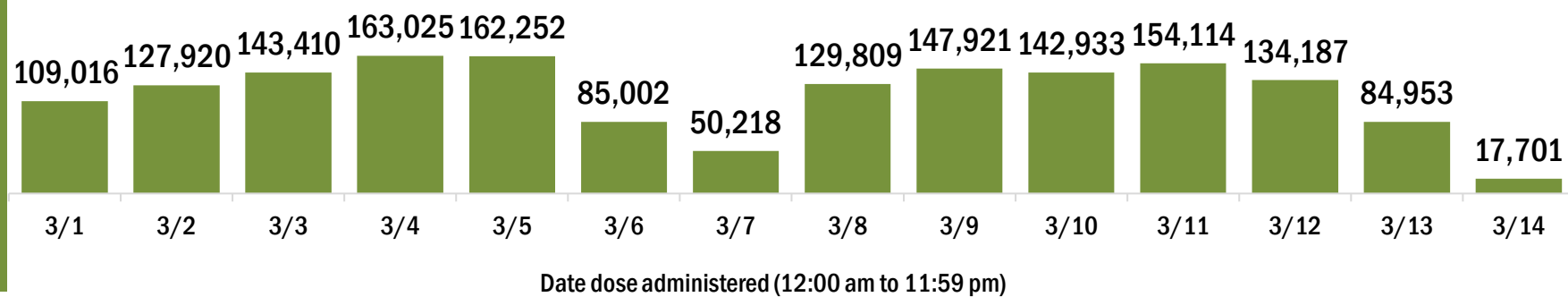
Total people vaccinated	4,252,250
First dose	1,882,052
Series completed	2,370,198
Completed 1-dose series	90,552
Completed 2-dose series	2,279,646

First dose: current number of people who have only received their first dose of the Moderna or Pfizer vaccine.

Series complete: current number of people who have received both Moderna or Pfizer vaccine doses or one Johnson & Johnson dose and are considered fully immunized.

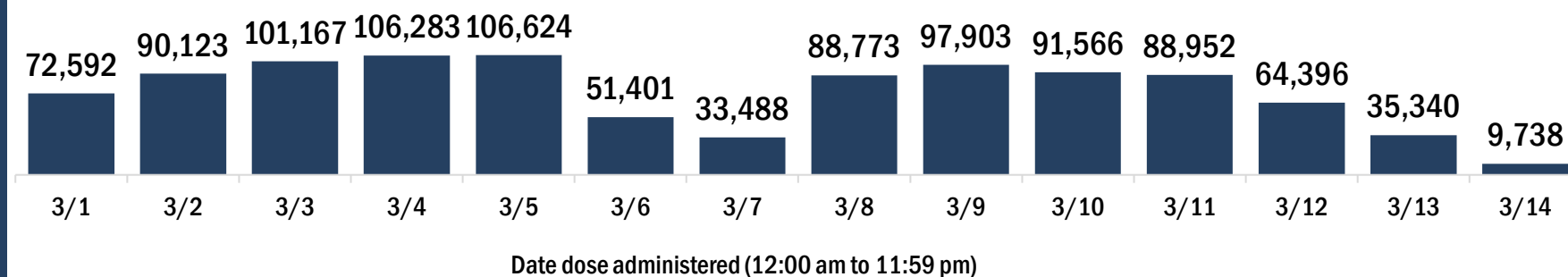
Demographic summary	First dose	Series complete	Total people vaccinated
Age group	1,882,052	2,370,198	4,252,250
16-24 years	35,583	28,159	63,742
25-34 years	84,027	94,115	178,142
35-44 years	119,238	119,779	239,017
45-54 years	172,487	149,969	322,456
55-64 years	293,804	214,584	508,388
65-74 years	648,658	988,401	1,637,059
75-84 years	393,651	573,459	967,110
85+ years	134,604	201,732	336,336
Race	1,882,052	2,370,198	4,252,250
American Indian/Alaskan	7,572	8,235	15,807
Black	127,048	134,788	261,836
Other	163,764	277,782	441,546
Unknown	331,021	327,542	658,563
White	1,252,647	1,621,851	2,874,498
Other race includes Asian, native Hawaiian/Pacific Islander, or other.			
Ethnicity	1,882,052	2,370,198	4,252,250
Hispanic	257,584	250,480	508,064
Non-Hispanic	880,358	1,271,441	2,151,799
Unknown	744,110	848,277	1,592,387
Gender	1,882,052	2,370,198	4,252,250
Female	1,084,947	1,369,343	2,454,290
Male	784,949	998,086	1,783,035
Unknown	12,156	2,769	14,925

COVID-19 doses administered for the past 2 weeks

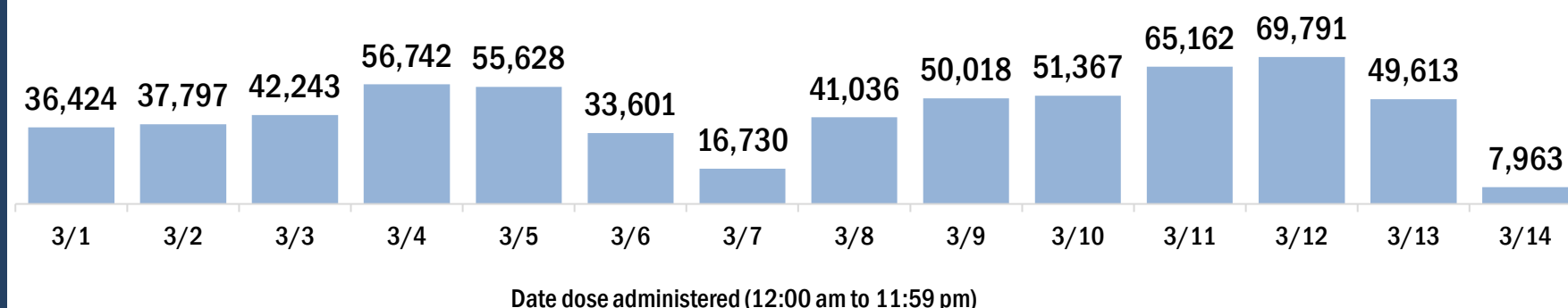


Persons vaccinated for COVID-19 for the past 2 weeks

Number of persons who received their first dose of a two-dose series of the COVID-19 vaccine



Number of persons who completed the COVID-19 vaccine series



COVID-19: vaccine summary

Vaccination data through Mar 14, 2021 as of Mar 15, 2021 at 12:05 AM

Data in this report are provisional and subject to change.

This table summarizes the number of people who have received either their first dose or have completed the series for a COVID-19 vaccine. A person can only be counted in one category, first dose or series complete. Persons receiving Johnson & Johnson vaccines will always be counted in the series completed column (see previous page for additional information).

County of residence	Yesterday (Mar 14)			Cumulative		
	First dose	Series complete	Total people vaccinated	First dose	Series complete	Total people vaccinated
Alachua	127	106	233	14,203	42,972	57,175
Baker	1	2	3	1,097	2,085	3,182
Bay	19	60	79	12,032	17,362	29,394
Bradford	3	3	6	803	2,306	3,109
Brevard	87	196	283	45,353	64,069	109,422
Broward	1,169	447	1,616	172,648	203,829	376,477
Calhoun	0	0	0	414	1,632	2,046
Charlotte	9	9	18	27,837	24,805	52,642
Citrus	11	153	164	16,742	18,650	35,392
Clay	67	35	102	10,901	22,988	33,889
Collier	44	64	108	40,360	61,912	102,272
Columbia	2	10	12	2,903	5,856	8,759
Dade	3,457	3,343	6,800	268,380	258,271	526,651
Desoto	2	2	4	2,880	2,604	5,484
Dixie	0	0	0	735	1,238	1,973
Duval	1,008	1,005	2,013	63,258	101,962	165,220
Escambia	41	21	62	24,846	29,394	54,240
Flagler	19	28	47	14,393	15,906	30,299
Franklin	1	2	3	740	1,907	2,647
Gadsden	20	5	25	3,192	6,030	9,222
Gilchrist	0	0	0	531	1,514	2,045
Glades	55	2	57	627	1,062	1,689
Gulf	0	1	1	833	2,041	2,874
Hamilton	2	0	2	454	1,268	1,722
Hardee	8	1	9	1,315	1,488	2,803
Hendry	41	2	43	2,360	2,411	4,771
Hernando	8	105	113	14,709	18,911	33,620
Highlands	7	12	19	18,163	8,045	26,208
Hillsborough	506	284	790	109,835	115,316	225,151
Holmes	2	0	2	900	1,672	2,572
Indian River	6	6	12	19,196	28,543	47,739
Jackson	0	0	0	2,911	5,354	8,265
Jefferson	3	1	4	812	2,128	2,940
Lafayette	1	0	1	459	990	1,449
Lake	44	65	109	35,095	54,519	89,614
Lee	267	38	305	70,173	92,211	162,384
Leon	106	51	157	19,791	36,895	56,686
Levy	2	2	4	2,080	3,845	5,925
Liberty	0	0	0	262	848	1,110
Madison	1	0	1	1,064	2,248	3,312
Manatee	33	43	76	51,308	37,762	89,070
Marion	28	50	78	28,897	42,070	70,967
Martin	11	10	21	16,590	27,468	44,058
Monroe	14	8	22	7,159	9,362	16,521
Nassau	45	17	62	6,057	14,153	20,210
Okaloosa	5	11	16	11,851	20,981	32,832
Okeechobee	20	1	21	2,294	3,602	5,896
Orange	806	615	1,421	94,849	105,097	199,946
Osceola	176	95	271	23,074	26,315	49,389
Out-Of-State	175	116	291	57,043	46,752	103,795
Palm Beach	283	161	444	116,563	225,226	341,789
Pasco	90	64	154	47,880	47,200	95,080
Pinellas	175	148	323	91,782	108,826	200,608
Polk	242	195	437	60,794	52,673	113,467
Putnam	10	5	15	4,459	5,653	10,112
Santa Rosa	16	2	18	14,538	18,374	32,912
Sarasota	45	24	69	66,065	62,245	128,310
Seminole	89	93	182	29,177	47,681	76,858
St. Johns	139	98	237	20,458	49,890	70,348
St. Lucie	29	20	49	29,193	34,878	64,071
Sumter	25	36	61	19,248	30,052	49,300
Suwannee	7	0	7	1,503	4,432	5,935
Taylor	1	0	1	1,417	2,073	3,490
Union	1	1	2	300	1,090	1,390
Unknown	41	6	47	2,701	1,427	4,128
Volusia	77	71	148	43,348	63,348	106,696
Wakulla	3	8	11	2,212	3,803	6,015
Walton	4	5	9	4,763	8,713	13,476
Washington	1	0	1	1,242	1,965	3,207
Total	9,737	7,964	17,701	1,882,052	2,370,198	4,252,250