

COVID-19: vaccine summary

Vaccination data through Mar 16, 2021 as of Mar 17, 2021 at 12:05 AM

Data in this report are provisional and subject to change.

Data in this summary pertain to COVID-19 vaccines approved by the U.S. Food and Drug Administration and have been issued an Emergency Use Authorization (Janssen COVID-19 Vaccine, Moderna COVID-19 Vaccine and Pfizer-BioNTech COVID-19 Vaccine). These data summarize the number of people who have received either their first dose or have completed the series for a COVID-19 vaccine. **A person can only be counted in one category, first dose or series complete.** For persons receiving Moderna or Pfizer vaccines, once they receive their second dose, they are moved from the first dose column to the series completed column. **Because of this, the total first dose category may show a change from report to report not matching the total receiving their first dose from the previous day.** Persons receiving Johnson & Johnson vaccines will always be counted in the series completed column.

COVID-19 doses for vaccinated persons in Florida

Doses 6,839,725

People receiving one dose of a 1-dose series (Johnson & Johnson) or receiving only one dose of a 2-dose series (Moderna, Pfizer) count once. Persons receiving both doses of a 2-dose series count twice.

Current status of persons vaccinated for COVID-19 in Florida

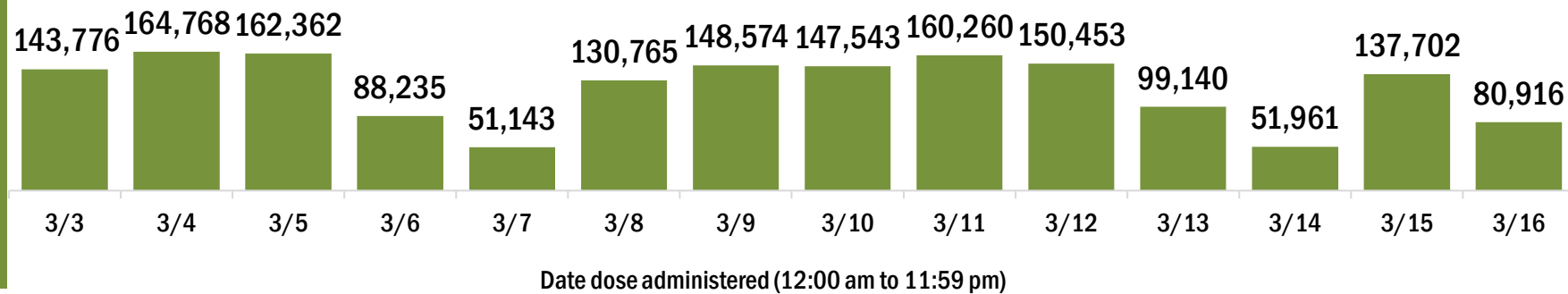
Total people vaccinated	4,464,035
First dose	1,967,600
Series completed	2,496,435
Completed 1-dose series	120,745
Completed 2-dose series	2,375,690

First dose: current number of people who have only received their first dose of the Moderna or Pfizer vaccine.

Series complete: current number of people who have received both Moderna or Pfizer vaccine doses or one Johnson & Johnson dose and are considered fully immunized.

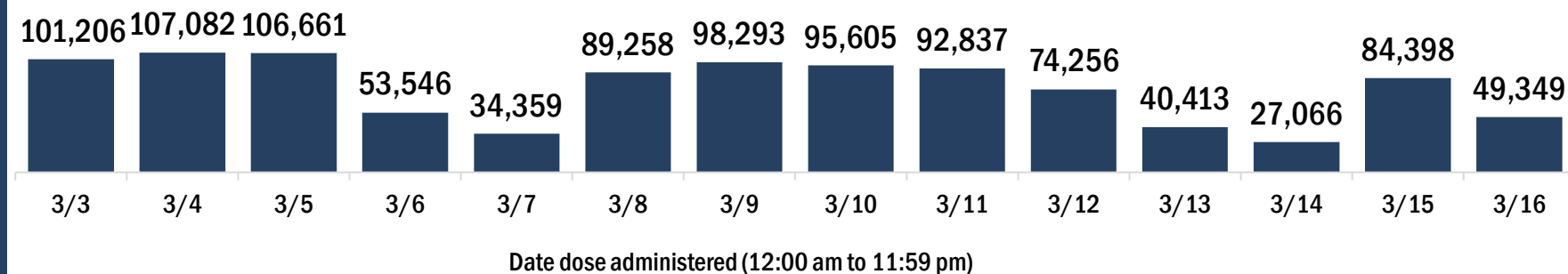
Demographic summary	First dose	Series complete	Total people vaccinated
Age group	1,967,600	2,496,435	4,464,035
16-24 years	41,008	29,544	70,552
25-34 years	94,210	97,426	191,636
35-44 years	133,488	124,733	258,221
45-54 years	192,018	158,695	350,713
55-64 years	351,712	233,651	585,363
65-74 years	636,665	1,038,499	1,675,164
75-84 years	385,637	603,255	988,892
85+ years	132,862	210,632	343,494
Race	1,967,600	2,496,435	4,464,035
American Indian/Alaskan	7,884	8,660	16,544
Black	132,664	144,345	277,009
Other	173,072	287,193	460,265
Unknown	341,940	347,660	689,600
White	1,312,040	1,708,577	3,020,617
Other race includes Asian, native Hawaiian/Pacific Islander, or other.			
Ethnicity	1,967,600	2,496,435	4,464,035
Hispanic	269,308	266,541	535,849
Non-Hispanic	931,515	1,338,964	2,270,479
Unknown	766,777	890,930	1,657,707
Gender	1,967,600	2,496,435	4,464,035
Female	1,133,289	1,441,975	2,575,264
Male	821,726	1,051,610	1,873,336
Unknown	12,585	2,850	15,435

COVID-19 doses administered for the past 2 weeks

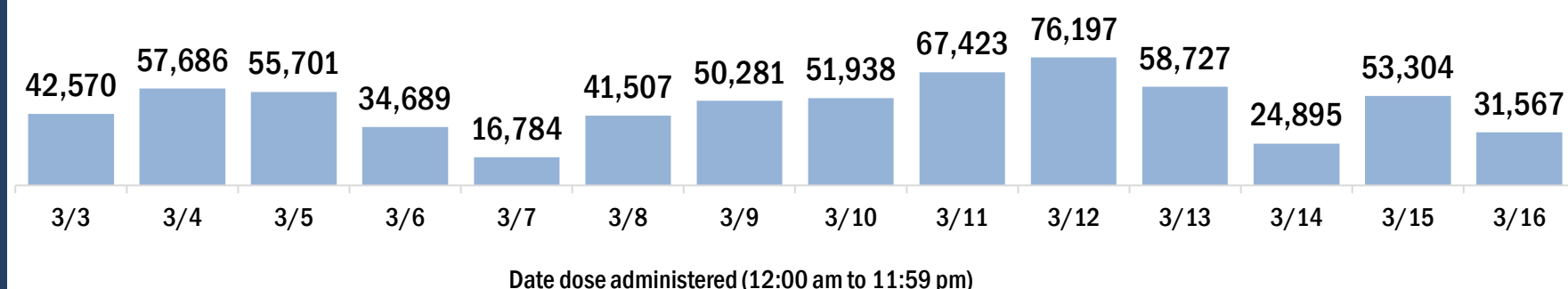


Persons vaccinated for COVID-19 for the past 2 weeks

Number of persons who received their first dose of a two-dose series of the COVID-19 vaccine



Number of persons who completed the COVID-19 vaccine series



COVID-19: vaccine summary

Vaccination data through Mar 16, 2021 as of Mar 17, 2021 at 12:05 AM

Data in this report are provisional and subject to change.

This table summarizes the number of people who have received either their first dose or have completed the series for a COVID-19 vaccine. A person can only be counted in one category, first dose or series complete. Persons receiving Johnson & Johnson vaccines will always be counted in the series completed column (see previous page for additional information).

County of residence	Yesterday (Mar 16)			Cumulative		
	First dose	Series complete	Total people vaccinated	First dose	Series complete	Total people vaccinated
Alachua	652	177	829	15,626	43,769	59,395
Baker	20	19	39	1,133	2,152	3,285
Bay	507	222	729	12,648	17,880	30,528
Bradford	100	15	115	895	2,340	3,235
Brevard	1,411	395	1,806	47,726	68,683	116,409
Broward	3,667	2,233	5,900	180,811	213,496	394,307
Calhoun	5	5	10	415	1,645	2,060
Charlotte	358	331	689	29,681	27,350	57,031
Citrus	782	93	875	17,261	19,545	36,806
Clay	508	401	909	11,526	23,919	35,445
Collier	529	102	631	40,939	64,725	105,664
Columbia	102	444	546	2,618	6,324	8,942
Dade	8,224	3,184	11,408	288,614	269,763	558,377
Desoto	8	16	24	2,905	2,683	5,588
Dixie	3	1	4	716	1,233	1,949
Duval	2,096	2,316	4,412	67,037	107,434	174,471
Escambia	1,068	355	1,423	26,658	31,688	58,346
Flagler	55	299	354	13,615	17,686	31,301
Franklin	65	10	75	885	1,933	2,818
Gadsden	42	35	77	3,363	6,124	9,487
Gilchrist	7	3	10	539	1,527	2,066
Glades	1	1	2	494	1,204	1,698
Gulf	82	13	95	918	2,061	2,979
Hamilton	11	12	23	473	1,282	1,755
Hardee	23	101	124	1,258	1,599	2,857
Hendry	53	12	65	2,410	2,507	4,917
Hernando	928	117	1,045	16,178	19,631	35,809
Highlands	236	35	271	18,897	8,340	27,237
Hillsborough	2,416	1,270	3,686	116,525	119,853	236,378
Holmes	11	9	20	785	1,812	2,597
Indian River	265	360	625	19,131	30,435	49,566
Jackson	3	93	96	2,901	5,484	8,385
Jefferson	24	25	49	841	2,168	3,009
Lafayette	1	2	3	400	1,047	1,447
Lake	739	459	1,198	36,458	56,980	93,438
Lee	763	472	1,235	71,335	95,911	167,246
Leon	575	381	956	20,662	37,827	58,489
Levy	37	12	49	2,096	3,903	5,999
Liberty	4	0	4	271	848	1,119
Madison	26	20	46	1,101	2,270	3,371
Manatee	422	1,114	1,536	51,394	41,298	92,692
Marion	1,293	218	1,511	31,684	43,326	75,010
Martin	269	84	353	16,728	28,593	45,321
Monroe	105	57	162	8,046	9,663	17,709
Nassau	177	238	415	5,709	15,273	20,982
Okaloosa	753	481	1,234	12,519	22,124	34,643
Okeechobee	336	19	355	2,688	3,670	6,358
Orange	4,352	2,427	6,779	101,768	112,568	214,336
Osceola	603	1,030	1,633	24,739	28,108	52,847
Out-Of-State	712	538	1,250	59,036	48,667	107,703
Palm Beach	1,884	1,127	3,011	117,601	235,555	353,156
Pasco	1,065	1,476	2,541	48,975	52,573	101,548
Pinellas	3,721	2,869	6,590	95,210	117,596	212,806
Polk	1,560	1,288	2,848	63,670	55,993	119,663
Putnam	159	199	358	4,530	5,929	10,459
Santa Rosa	405	656	1,061	14,877	19,524	34,401
Sarasota	1,974	593	2,567	72,233	65,636	137,869
Seminole	1,277	691	1,968	30,672	50,223	80,895
St. Johns	274	403	677	21,316	52,106	73,422
St. Lucie	306	195	501	28,465	37,449	65,914
Sumter	252	313	565	18,874	31,688	50,562
Suwannee	96	116	212	1,496	4,582	6,078
Taylor	0	4	4	1,449	2,093	3,542
Union	13	2	15	320	1,094	1,414
Unknown	47	18	65	2,810	1,494	4,304
Volusia	808	1,296	2,104	43,795	67,697	111,492
Wakulla	32	15	47	2,249	3,885	6,134
Walton	40	32	72	4,833	8,904	13,737
Washington	6	19	25	1,169	2,063	3,232
Total	49,348	31,568	80,916	1,967,600	2,496,435	4,464,035