

COVID-19: vaccine summary

Vaccination data through Mar 17, 2021 as of Mar 18, 2021 at 12:05 AM

Data in this report are provisional and subject to change.

Data in this summary pertain to COVID-19 vaccines approved by the U.S. Food and Drug Administration and have been issued an Emergency Use Authorization (Janssen COVID-19 Vaccine, Moderna COVID-19 Vaccine and Pfizer-BioNTech COVID-19 Vaccine). These data summarize the number of people who have received either their first dose or have completed the series for a COVID-19 vaccine. **A person can only be counted in one category, first dose or series complete.** For persons receiving Moderna or Pfizer vaccines, once they receive their second dose, they are moved from the first dose column to the series completed column. **Because of this, the total first dose category may show a change from report to report not matching the total receiving their first dose from the previous day.** Persons receiving Johnson & Johnson vaccines will always be counted in the series completed column.

COVID-19 doses for vaccinated persons in Florida

Doses 6,993,528

People receiving one dose of a 1-dose series (Johnson & Johnson) or receiving only one dose of a 2-dose series (Moderna, Pfizer) count once. Persons receiving both doses of a 2-dose series count twice.

Current status of persons vaccinated for COVID-19 in Florida

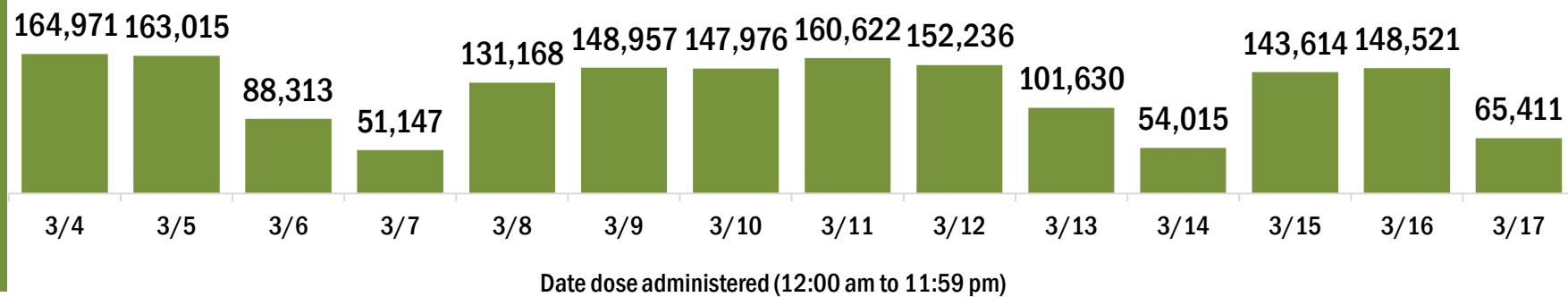
Total people vaccinated	4,570,538
First dose	2,016,673
Series completed	2,553,865
Completed 1-dose series	130,875
Completed 2-dose series	2,422,990

First dose: current number of people who have only received their first dose of the Moderna or Pfizer vaccine.

Series complete: current number of people who have received both Moderna or Pfizer vaccine doses or one Johnson & Johnson dose and are considered fully immunized.

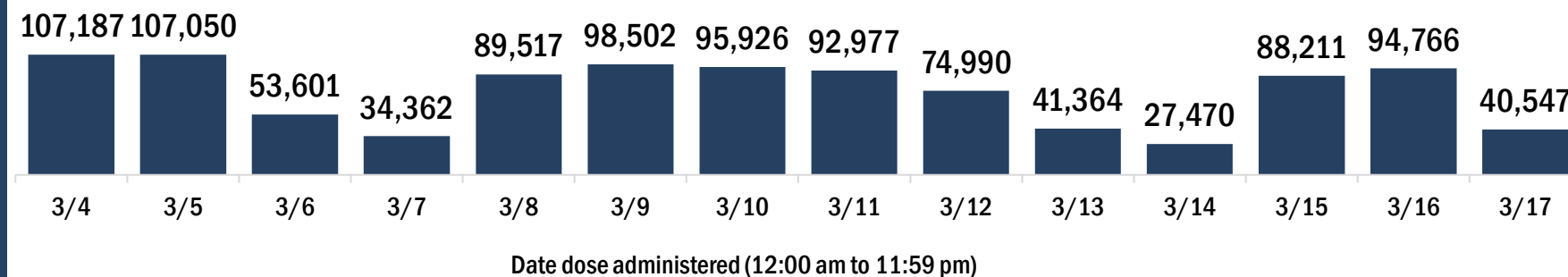
Demographic summary	First dose	Series complete	Total people vaccinated
Age group	2,016,673	2,553,865	4,570,538
16-24 years	43,752	30,047	73,799
25-34 years	99,427	98,654	198,081
35-44 years	140,383	126,605	266,988
45-54 years	201,347	161,864	363,211
55-64 years	385,170	241,790	626,960
65-74 years	632,070	1,062,500	1,694,570
75-84 years	382,188	617,658	999,846
85+ years	132,336	214,747	347,083
Race	2,016,673	2,553,865	4,570,538
American Indian/Alaskan	7,971	8,888	16,859
Black	134,910	149,636	284,546
Other	178,231	291,572	469,803
Unknown	351,066	355,920	706,986
White	1,344,495	1,747,849	3,092,344
Other race includes Asian, native Hawaiian/Pacific Islander, or other.			
Ethnicity	2,016,673	2,553,865	4,570,538
Hispanic	277,000	273,880	550,880
Non-Hispanic	956,904	1,370,215	2,327,119
Unknown	782,769	909,770	1,692,539
Gender	2,016,673	2,553,865	4,570,538
Female	1,160,090	1,475,011	2,635,101
Male	843,763	1,075,977	1,919,740
Unknown	12,820	2,877	15,697

COVID-19 doses administered for the past 2 weeks

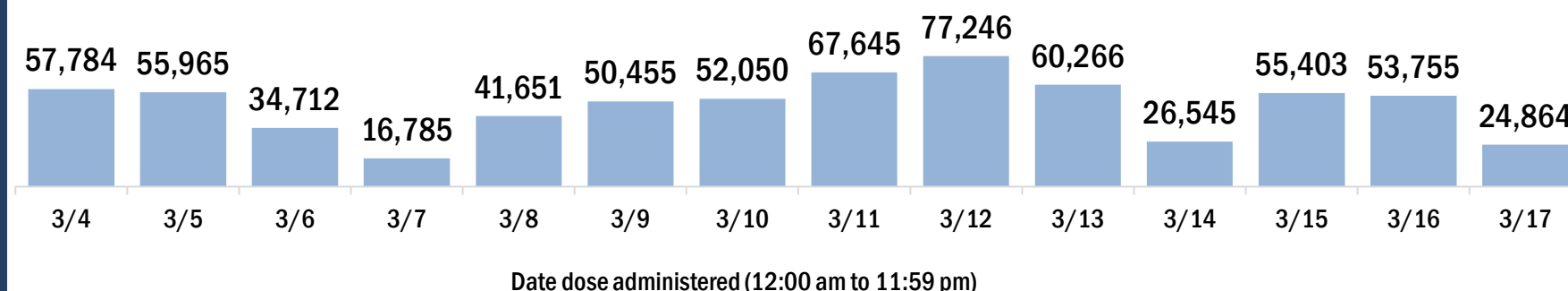


Persons vaccinated for COVID-19 for the past 2 weeks

Number of persons who received their first dose of a two-dose series of the COVID-19 vaccine



Number of persons who completed the COVID-19 vaccine series



COVID-19: vaccine summary

Vaccination data through Mar 17, 2021 as of Mar 18, 2021 at 12:05 AM

Data in this report are provisional and subject to change.

This table summarizes the number of people who have received either their first dose or have completed the series for a COVID-19 vaccine. A person can only be counted in one category, first dose or series complete. Persons receiving Johnson & Johnson vaccines will always be counted in the series completed column (see previous page for additional information).

County of residence	Yesterday (Mar 17)			Cumulative		
	First dose	Series complete	Total people vaccinated	First dose	Series complete	Total people vaccinated
Alachua	455	187	642	15,606	45,171	60,777
Baker	59	13	72	1,139	2,258	3,397
Bay	238	295	533	13,066	18,246	31,312
Bradford	11	67	78	840	2,413	3,253
Brevard	690	444	1,134	48,433	71,480	119,913
Broward	2,828	2,176	5,004	185,173	218,221	403,394
Calhoun	15	19	34	420	1,665	2,085
Charlotte	335	222	557	31,628	28,220	59,848
Citrus	214	122	336	17,540	19,796	37,336
Clay	452	373	825	11,775	24,386	36,161
Collier	299	148	447	41,182	66,071	107,253
Columbia	51	34	85	2,641	6,376	9,017
Dade	7,163	3,482	10,645	300,267	275,229	575,496
Desoto	19	4	23	3,211	2,701	5,912
Dixie	2	1	3	714	1,238	1,952
Duval	1,822	1,271	3,093	68,886	109,492	178,378
Escambia	213	423	636	26,603	32,225	58,828
Flagler	512	56	568	13,739	18,389	32,128
Franklin	2	19	21	872	1,952	2,824
Gadsden	77	50	127	3,424	6,195	9,619
Gilchrist	3	1	4	543	1,529	2,072
Glades	8	2	10	498	1,208	1,706
Gulf	65	247	312	775	2,307	3,082
Hamilton	125	46	171	558	1,329	1,887
Hardee	161	3	164	1,422	1,608	3,030
Hendry	135	6	141	2,549	2,519	5,068
Hernando	732	54	786	17,242	20,306	37,548
Highlands	212	31	243	19,111	8,425	27,536
Hillsborough	3,201	1,437	4,638	121,044	122,043	243,087
Holmes	11	11	22	750	1,869	2,619
Indian River	60	501	561	18,455	31,391	49,846
Jackson	50	101	151	2,853	5,598	8,451
Jefferson	126	53	179	919	2,225	3,144
Lafayette	2	1	3	387	1,078	1,465
Lake	535	159	694	37,699	57,847	95,546
Lee	1,355	304	1,659	72,726	97,873	170,599
Leon	550	314	864	21,557	38,454	60,011
Levy	35	10	45	2,157	3,940	6,097
Liberty	59	57	116	281	906	1,187
Madison	17	2	19	1,113	2,283	3,396
Manatee	395	1,112	1,507	51,376	43,045	94,421
Marion	1,090	269	1,359	32,620	44,269	76,889
Martin	213	98	311	16,588	29,258	45,846
Monroe	43	35	78	8,149	9,784	17,933
Nassau	150	129	279	5,963	15,482	21,445
Okaloosa	26	379	405	11,898	23,029	34,927
Okeechobee	29	69	98	2,662	3,755	6,417
Orange	2,202	1,389	3,591	104,914	114,430	219,344
Osceola	1,044	329	1,373	25,803	28,710	54,513
Out-Of-State	684	343	1,027	60,522	49,505	110,027
Palm Beach	2,070	897	2,967	119,698	238,575	358,273
Pasco	1,253	833	2,086	49,991	54,013	104,004
Pinellas	3,837	2,888	6,725	98,104	122,294	220,398
Polk	1,358	226	1,584	65,824	58,056	123,880
Putnam	97	30	127	4,643	6,072	10,715
Santa Rosa	49	354	403	14,664	19,990	34,654
Sarasota	468	652	1,120	74,954	66,895	141,849
Seminole	804	679	1,483	31,324	51,232	82,556
St. Johns	425	137	562	21,535	53,139	74,674
St. Lucie	218	231	449	27,895	38,802	66,697
Sumter	112	344	456	18,318	32,675	50,993
Suwannee	131	44	175	1,633	4,649	6,282
Taylor	12	1	13	1,458	2,099	3,557
Union	8	42	50	286	1,138	1,424
Unknown	63	14	77	2,890	1,514	4,404
Volusia	678	351	1,029	44,874	69,778	114,652
Wakulla	33	15	48	2,240	3,959	6,199
Walton	137	218	355	4,859	9,175	14,034
Washington	19	10	29	1,190	2,081	3,271
Total	40,547	24,864	65,411	2,016,673	2,553,865	4,570,538