

COVID-19: vaccine summary

Vaccination data through Mar 19, 2021 as of Mar 20, 2021 at 12:05 AM

Data in this report are provisional and subject to change.

Data in this summary pertain to COVID-19 vaccines approved by the U.S. Food and Drug Administration and have been issued an Emergency Use Authorization (Janssen COVID-19 Vaccine, Moderna COVID-19 Vaccine and Pfizer-BioNTech COVID-19 Vaccine). These data summarize the number of people who have received either their first dose or have completed the series for a COVID-19 vaccine. **A person can only be counted in one category, first dose or series complete.** For persons receiving Moderna or Pfizer vaccines, once they receive their second dose, they are moved from the first dose column to the series completed column. **Because of this, the total first dose category may show a change from report to report not matching the total receiving their first dose from the previous day.** Persons receiving Johnson & Johnson vaccines will always be counted in the series completed column.

COVID-19 doses for vaccinated persons in Florida

Doses 7,349,363

People receiving one dose of a 1-dose series (Johnson & Johnson) or receiving only one dose of a 2-dose series (Moderna, Pfizer) count once. Persons receiving both doses of a 2-dose series count twice.

Current status of persons vaccinated for COVID-19 in Florida

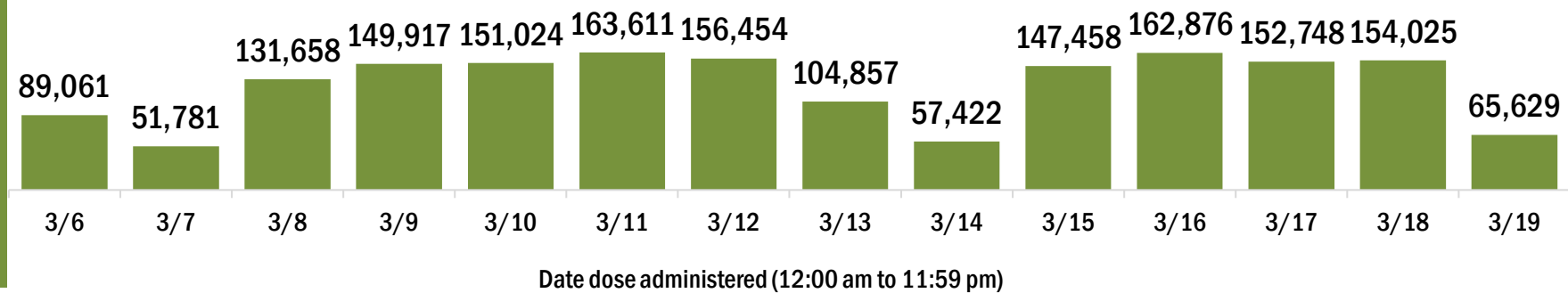
Total people vaccinated	4,819,429
First dose	2,144,454
Series completed	2,674,975
Completed 1-dose series	145,041
Completed 2-dose series	2,529,934

First dose: current number of people who have only received their first dose of the Moderna or Pfizer vaccine.

Series complete: current number of people who have received both Moderna or Pfizer vaccine doses or one Johnson & Johnson dose and are considered fully immunized.

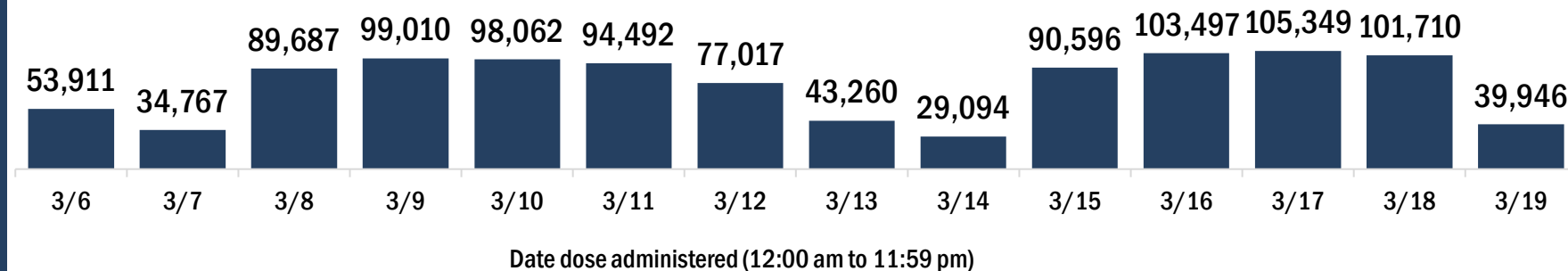
Demographic summary	First dose	Series complete	Total people vaccinated
Age group	2,144,454	2,674,975	4,819,429
16-24 years	50,195	31,480	81,675
25-34 years	109,645	101,896	211,541
35-44 years	154,174	131,246	285,420
45-54 years	220,500	168,994	389,494
55-64 years	476,585	257,073	733,658
65-74 years	625,193	1,113,243	1,738,436
75-84 years	376,796	647,378	1,024,174
85+ years	131,366	223,665	355,031
Race	2,144,454	2,674,975	4,819,429
American Indian/Alaskan	8,521	9,404	17,925
Black	141,733	160,587	302,320
Other	189,750	301,772	491,522
Unknown	376,659	367,802	744,461
White	1,427,791	1,835,410	3,263,201
Other race includes Asian, native Hawaiian/Pacific Islander, or other.			
Ethnicity	2,144,454	2,674,975	4,819,429
Hispanic	292,599	292,770	585,369
Non-Hispanic	1,020,551	1,442,983	2,463,534
Unknown	831,304	939,222	1,770,526
Gender	2,144,454	2,674,975	4,819,429
Female	1,231,408	1,544,644	2,776,052
Male	900,232	1,127,351	2,027,583
Unknown	12,814	2,980	15,794

COVID-19 doses administered for the past 2 weeks

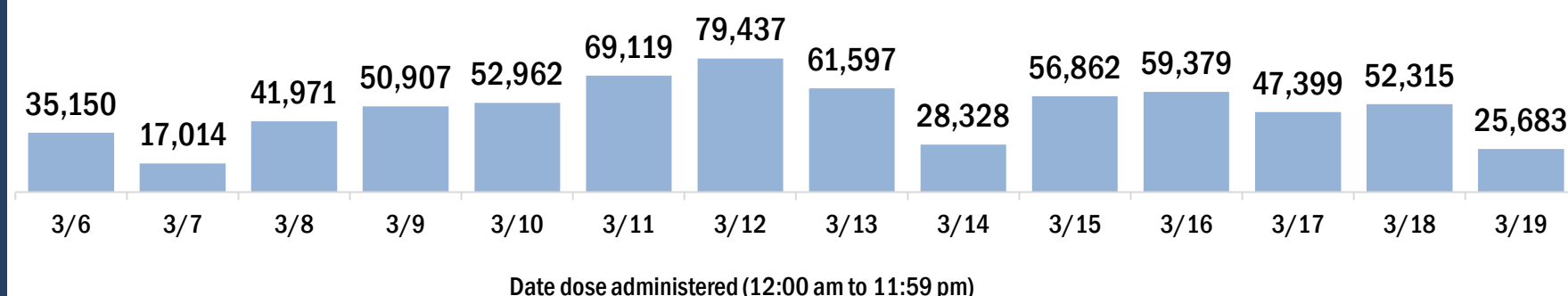


Persons vaccinated for COVID-19 for the past 2 weeks

Number of persons who received their first dose of a two-dose series of the COVID-19 vaccine



Number of persons who completed the COVID-19 vaccine series



COVID-19: vaccine summary

Vaccination data through Mar 19, 2021 as of Mar 20, 2021 at 12:05 AM

Data in this report are provisional and subject to change.

This table summarizes the number of people who have received either their first dose or have completed the series for a COVID-19 vaccine. A person can only be counted in one category, first dose or series complete. Persons receiving Johnson & Johnson vaccines will always be counted in the series completed column (see previous page for additional information).

County of residence	Yesterday (Mar 19)			Cumulative		
	First dose	Series complete	Total people vaccinated	First dose	Series complete	Total people vaccinated
Alachua	301	105	406	18,505	46,169	64,674
Baker	53	23	76	1,199	2,338	3,537
Bay	158	89	247	13,290	19,553	32,843
Bradford	102	10	112	911	2,504	3,415
Brevard	507	249	756	52,182	73,930	126,112
Broward	2,514	2,559	5,073	194,220	228,984	423,204
Calhoun	0	2	2	464	1,721	2,185
Charlotte	369	81	450	34,404	29,069	63,473
Citrus	278	728	1,006	17,943	21,542	39,485
Clay	454	298	752	12,599	25,319	37,918
Collier	111	329	440	43,638	68,620	112,258
Columbia	18	18	36	2,812	6,807	9,619
Dade	5,839	4,053	9,892	315,523	290,260	605,783
Desoto	18	15	33	3,417	2,795	6,212
Dixie	3	0	3	778	1,248	2,026
Duval	1,722	2,258	3,980	72,754	114,670	187,424
Escambia	322	696	1,018	27,327	34,237	61,564
Flagler	264	57	321	14,339	19,342	33,681
Franklin	33	4	37	920	1,961	2,881
Gadsden	98	98	196	3,592	6,409	10,001
Gilchrist	10	1	11	582	1,541	2,123
Glades	7	0	7	559	1,216	1,775
Gulf	29	5	34	807	2,331	3,138
Hamilton	4	1	5	578	1,350	1,928
Hardee	91	3	94	1,466	1,694	3,160
Hendry	112	26	138	2,900	2,607	5,507
Hernando	249	608	857	17,124	23,010	40,134
Highlands	48	48	96	19,404	9,028	28,432
Hillsborough	3,151	1,178	4,329	133,441	129,236	262,677
Holmes	7	24	31	795	1,921	2,716
Indian River	569	192	761	18,427	33,021	51,448
Jackson	2	35	37	2,975	5,770	8,745
Jefferson	4	9	13	979	2,253	3,232
Lafayette	3	2	5	386	1,088	1,474
Lake	828	277	1,105	41,415	59,503	100,918
Lee	810	238	1,048	79,679	101,136	180,815
Leon	182	436	618	23,832	39,740	63,572
Levy	23	9	32	2,292	4,122	6,414
Liberty	1	0	1	291	911	1,202
Madison	1	0	1	1,173	2,414	3,587
Manatee	1,843	209	2,052	57,335	45,271	102,606
Marion	212	1,321	1,533	31,661	48,088	79,749
Martin	209	41	250	16,377	30,768	47,145
Monroe	59	23	82	8,546	10,178	18,724
Nassau	52	672	724	5,632	16,373	22,005
Okaloosa	414	141	555	12,242	23,983	36,225
Okeechobee	30	35	65	2,688	3,883	6,571
Orange	4,287	1,376	5,663	115,528	119,752	235,280
Osceola	998	198	1,196	28,583	29,676	58,259
Out-Of-State	310	380	690	63,453	51,844	115,297
Palm Beach	1,057	982	2,039	126,650	244,313	370,963
Pasco	1,123	656	1,779	52,093	57,221	109,314
Pinellas	3,685	2,619	6,304	105,606	131,813	237,419
Polk	1,209	412	1,621	71,645	59,501	131,146
Putnam	52	20	72	4,969	6,418	11,387
Santa Rosa	204	439	643	14,946	21,086	36,032
Sarasota	1,994	251	2,245	80,090	69,930	150,020
Seminole	710	247	957	34,550	52,848	87,398
St. Johns	351	259	610	23,509	54,881	78,390
St. Lucie	296	91	387	26,261	42,118	68,379
Sumter	306	253	559	18,818	33,710	52,528
Suwannee	46	2	48	1,773	4,706	6,479
Taylor	1	3	4	1,364	2,285	3,649
Union	45	1	46	410	1,151	1,561
Unknown	61	16	77	3,054	1,565	4,619
Volusia	936	183	1,119	48,190	74,465	122,655
Wakulla	27	17	44	2,281	4,066	6,347
Walton	127	65	192	4,995	9,541	14,536
Washington	6	8	14	1,283	2,171	3,454
Total	39,945	25,684	65,629	2,144,454	2,674,975	4,819,429