

# COVID-19: vaccine summary

Vaccination data through Mar 23, 2021 as of Mar 24, 2021 at 12:05 AM

Data in this report are provisional and subject to change.

Data in this summary pertain to COVID-19 vaccines approved by the U.S. Food and Drug Administration and have been issued an Emergency Use Authorization (Janssen COVID-19 Vaccine, Moderna COVID-19 Vaccine and Pfizer-BioNTech COVID-19 Vaccine). These data summarize the number of people who have received either their first dose or have completed the series for a COVID-19 vaccine. **A person can only be counted in one category, first dose or series complete.** For persons receiving Moderna or Pfizer vaccines, once they receive their second dose, they are moved from the first dose column to the series completed column. **Because of this, the total first dose category may show a change from report to report not matching the total receiving their first dose from the previous day.** Persons receiving Johnson & Johnson vaccines will always be counted in the series completed column.

## COVID-19 doses for vaccinated persons in Florida

**Doses** 7,872,070

People receiving one dose of a 1-dose series (Johnson & Johnson) or receiving only one dose of a 2-dose series (Moderna, Pfizer) count once. Persons receiving both doses of a 2-dose series count twice.

## Current status of persons vaccinated for COVID-19 in Florida

**Total people vaccinated** 5,205,239

First dose 2,351,572

Series completed 2,853,667

Completed 1-dose series 186,836

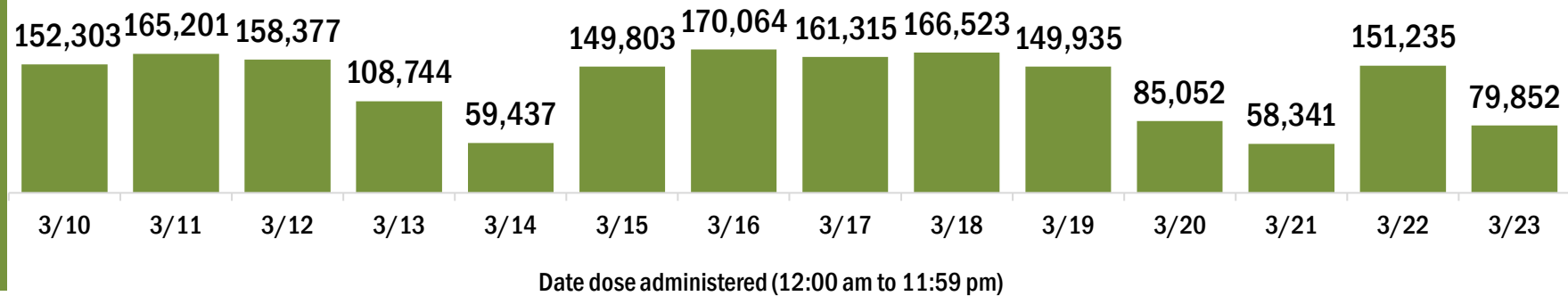
Completed 2-dose series 2,666,831

**First dose:** current number of people who have only received their first dose of the Moderna or Pfizer vaccine.

**Series complete:** current number of people who have received both Moderna or Pfizer vaccine doses or one Johnson & Johnson dose and are considered fully immunized.

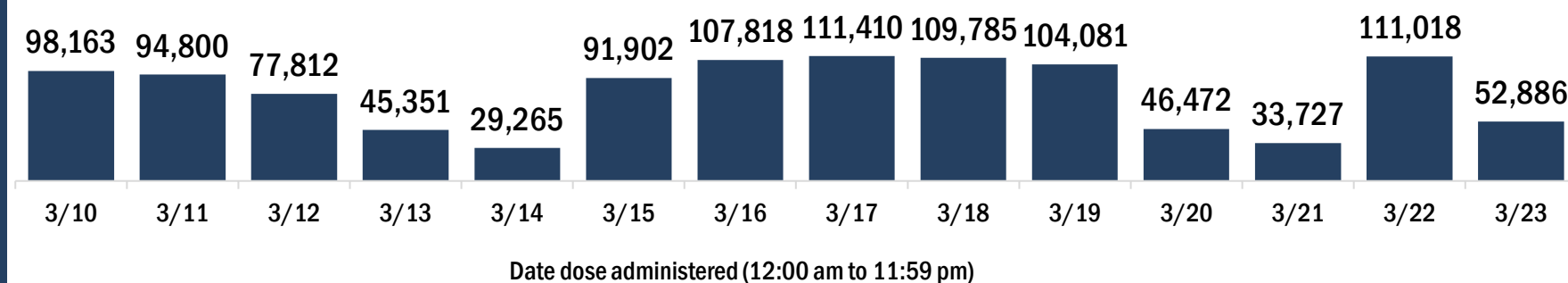
Demographic summary	First dose	Series complete	Total people vaccinated
<b>Age group</b>	2,351,572	2,853,667	5,205,239
16-24 years	61,234	33,809	95,043
25-34 years	126,442	108,069	234,511
35-44 years	176,276	140,283	316,559
45-54 years	265,813	183,758	449,571
55-64 years	603,950	288,811	892,761
65-74 years	617,308	1,179,593	1,796,901
75-84 years	370,565	684,761	1,055,326
85+ years	129,984	234,583	364,567
<b>Race</b>	2,351,572	2,853,667	5,205,239
American Indian/Alaskan	9,090	10,169	19,259
Black	152,305	176,671	328,976
Other	207,470	317,545	525,015
Unknown	422,631	383,157	805,788
White	1,560,076	1,966,125	3,526,201
<b>Other race</b> includes Asian, native Hawaiian/Pacific Islander, or other.			
<b>Ethnicity</b>	2,351,572	2,853,667	5,205,239
Hispanic	307,076	332,138	639,214
Non-Hispanic	1,127,973	1,548,091	2,676,064
Unknown	916,523	973,438	1,889,961
<b>Gender</b>	2,351,572	2,853,667	5,205,239
Female	1,344,619	1,646,344	2,990,963
Male	994,361	1,204,255	2,198,616
Unknown	12,592	3,068	15,660

## COVID-19 doses administered for the past 2 weeks

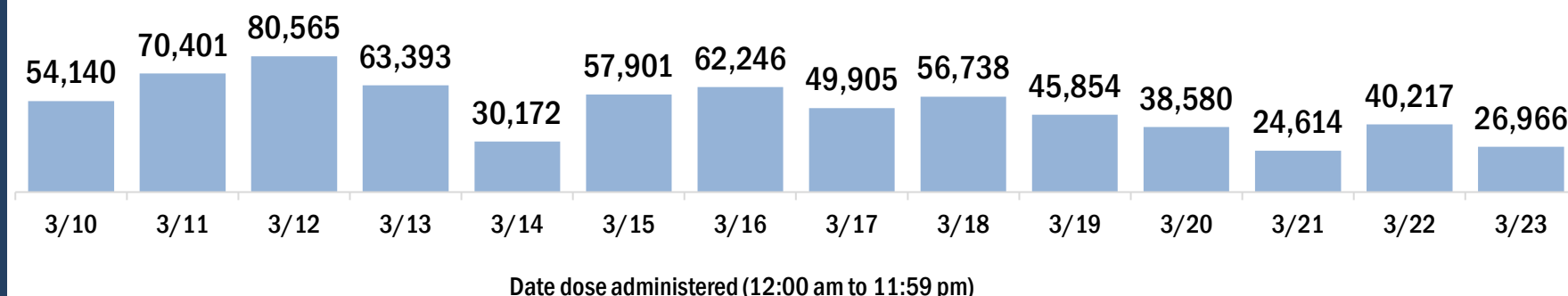


## Persons vaccinated for COVID-19 for the past 2 weeks

### Number of persons who received their first dose of a two-dose series of the COVID-19 vaccine



### Number of persons who completed the COVID-19 vaccine series



# COVID-19: vaccine summary

Vaccination data through Mar 23, 2021 as of Mar 24, 2021 at 12:05 AM

Data in this report are provisional and subject to change.

This table summarizes the number of people who have received either their first dose or have completed the series for a COVID-19 vaccine. A person can only be counted in one category, first dose or series complete. Persons receiving Johnson & Johnson vaccines will always be counted in the series completed column (see previous page for additional information).

County of residence	Yesterday (Mar 23)			Cumulative		
	First dose	Series complete	Total people vaccinated	First dose	Series complete	Total people vaccinated
Alachua	412	103	515	23,648	47,072	70,720
Baker	11	11	22	1,204	2,439	3,643
Bay	352	24	376	14,124	21,147	35,271
Bradford	95	11	106	1,052	2,654	3,706
Brevard	2,048	162	2,210	61,715	77,787	139,502
Broward	2,565	2,749	5,314	207,751	248,180	455,931
Calhoun	2	10	12	468	1,741	2,209
Charlotte	454	326	780	36,471	33,505	69,976
Citrus	722	59	781	19,036	22,916	41,952
Clay	544	286	830	13,877	26,351	40,228
Collier	304	86	390	47,677	71,719	119,396
Columbia	46	434	480	2,653	7,340	9,993
Dade	6,578	5,969	12,547	329,326	328,883	658,209
Desoto	31	240	271	3,231	3,111	6,342
Dixie	21	4	25	839	1,298	2,137
Duval	2,680	1,088	3,768	83,862	119,231	203,093
Escambia	850	548	1,398	28,666	36,117	64,783
Flagler	197	40	237	14,039	20,925	34,964
Franklin	36	2	38	1,018	1,987	3,005
Gadsden	55	37	92	3,630	6,698	10,328
Gilchrist	6	5	11	719	1,594	2,313
Glades	16	0	16	638	1,228	1,866
Gulf	21	2	23	883	2,378	3,261
Hamilton	10	5	15	628	1,357	1,985
Hardee	17	8	25	1,517	1,716	3,233
Hendry	26	22	48	3,027	2,676	5,703
Hernando	848	115	963	18,745	25,862	44,607
Highlands	162	18	180	20,061	10,056	30,117
Hillsborough	3,111	1,885	4,996	153,816	138,588	292,404
Holmes	6	27	33	813	1,989	2,802
Indian River	422	446	868	20,006	34,531	54,537
Jackson	9	102	111	2,973	6,075	9,048
Jefferson	12	38	50	1,000	2,333	3,333
Lafayette	30	4	34	382	1,115	1,497
Lake	967	428	1,395	45,994	61,240	107,234
Lee	2,031	534	2,565	90,552	104,839	195,391
Leon	840	485	1,325	25,506	42,423	67,929
Levy	25	2	27	2,782	4,213	6,995
Liberty	2	2	4	294	913	1,207
Madison	18	56	74	1,164	2,494	3,658
Manatee	2,348	169	2,517	63,079	47,665	110,744
Marion	938	129	1,067	37,307	49,802	87,109
Martin	252	100	352	17,385	31,851	49,236
Monroe	67	31	98	9,290	10,902	20,192
Nassau	192	137	329	6,697	17,278	23,975
Okaloosa	716	66	782	12,427	25,700	38,127
Okeechobee	438	11	449	3,219	3,999	7,218
Orange	5,172	1,295	6,467	135,378	126,661	262,039
Osceola	733	749	1,482	32,502	31,706	64,208
Out-Of-State	789	316	1,105	69,209	56,086	125,295
Palm Beach	2,717	1,522	4,239	138,905	252,603	391,508
Pasco	1,096	1,100	2,196	57,933	60,308	118,241
Pinellas	3,578	2,748	6,326	117,974	142,431	260,405
Polk	1,260	639	1,899	77,979	63,208	141,187
Putnam	140	38	178	5,706	6,627	12,333
Santa Rosa	378	159	537	15,742	21,774	37,516
Sarasota	2,141	234	2,375	83,756	76,791	160,547
Seminole	1,096	214	1,310	39,108	55,171	94,279
St. Johns	449	250	699	27,116	56,790	83,906
St. Lucie	621	282	903	27,550	44,234	71,784
Sumter	214	97	311	20,535	38,211	58,746
Suwannee	90	74	164	1,900	4,815	6,715
Taylor	8	7	15	1,514	2,328	3,842
Union	46	2	48	473	1,222	1,695
Unknown	48	27	75	3,226	1,666	4,892
Volusia	702	133	835	51,430	78,452	129,882
Wakulla	34	41	75	2,072	4,518	6,590
Walton	34	9	43	5,263	9,778	15,041
Washington	7	14	21	1,110	2,369	3,479
<b>Total</b>	<b>52,886</b>	<b>26,966</b>	<b>79,852</b>	<b>2,351,572</b>	<b>2,853,667</b>	<b>5,205,239</b>