

COVID-19: vaccine summary

Vaccination data through Mar 28, 2021 as of Mar 29, 2021 at 12:05 AM

Data in this report are provisional and subject to change.

Data in this summary pertain to COVID-19 vaccines approved by the U.S. Food and Drug Administration and have been issued an Emergency Use Authorization (Janssen COVID-19 Vaccine, Moderna COVID-19 Vaccine and Pfizer-BioNTech COVID-19 Vaccine). These data summarize the number of people who have received either their first dose or have completed the series for a COVID-19 vaccine. **A person can only be counted in one category, first dose or series complete.** For persons receiving Moderna or Pfizer vaccines, once they receive their second dose, they are moved from the first dose column to the series completed column. **Because of this, the total first dose category may show a change from report to report not matching the total receiving their first dose from the previous day.** Persons receiving Johnson & Johnson vaccines will always be counted in the series completed column.

COVID-19 doses for vaccinated persons in Florida

Doses 8,599,636

People receiving one dose of a 1-dose series (Johnson & Johnson) or receiving only one dose of a 2-dose series (Moderna, Pfizer) count once. Persons receiving both doses of a 2-dose series count twice.

Current status of persons vaccinated for COVID-19 in Florida

Total people vaccinated 5,679,601

First dose 2,537,765

Series completed 3,141,836

Completed 1-dose series 221,801

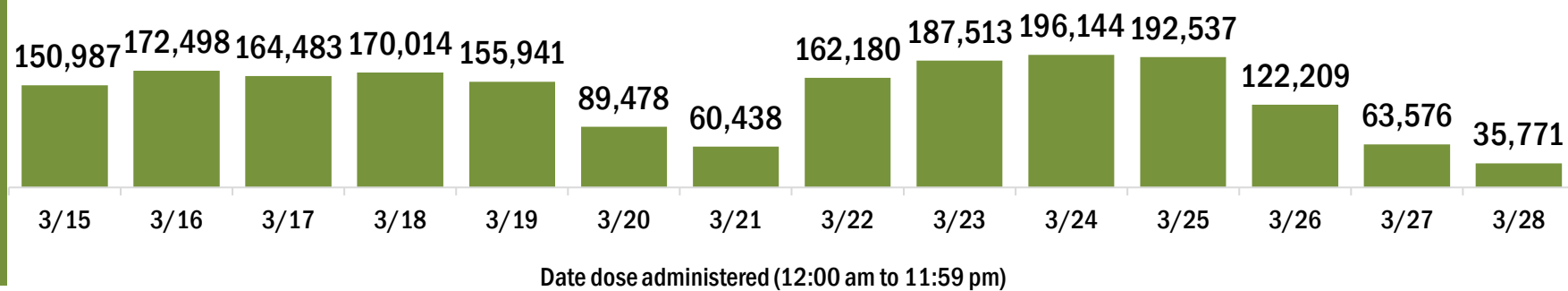
Completed 2-dose series 2,920,035

First dose: current number of people who have only received their first dose of the Moderna or Pfizer vaccine.

Series complete: current number of people who have received both Moderna or Pfizer vaccine doses or one Johnson & Johnson dose and are considered fully immunized.

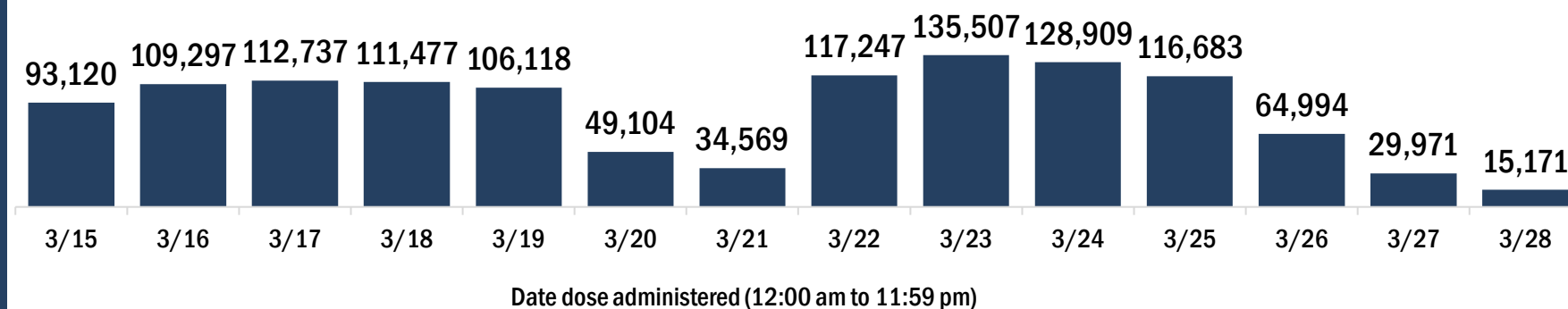
Demographic summary	First dose	Series complete	Total people vaccinated
Age group	2,537,765	3,141,836	5,679,601
16-24 years	71,261	38,876	110,137
25-34 years	137,675	121,808	259,483
35-44 years	190,452	161,253	351,705
45-54 years	343,364	219,814	563,178
55-64 years	752,966	347,643	1,100,609
65-74 years	574,505	1,267,530	1,842,035
75-84 years	344,377	735,870	1,080,247
85+ years	123,165	249,042	372,207
Race	2,537,765	3,141,836	5,679,601
American Indian/Alaskan	9,636	11,291	20,927
Black	160,504	199,135	359,639
Other	227,407	340,955	568,362
Unknown	484,017	406,950	890,967
White	1,656,201	2,183,505	3,839,706
Other race includes Asian, native Hawaiian/Pacific Islander, or other.			
Ethnicity	2,537,765	3,141,836	5,679,601
Hispanic	328,366	380,561	708,927
Non-Hispanic	1,211,677	1,733,377	2,945,054
Unknown	997,722	1,027,898	2,025,620
Gender	2,537,765	3,141,836	5,679,601
Female	1,433,600	1,814,145	3,247,745
Male	1,091,613	1,324,377	2,415,990
Unknown	12,552	3,314	15,866

COVID-19 doses administered for the past 2 weeks

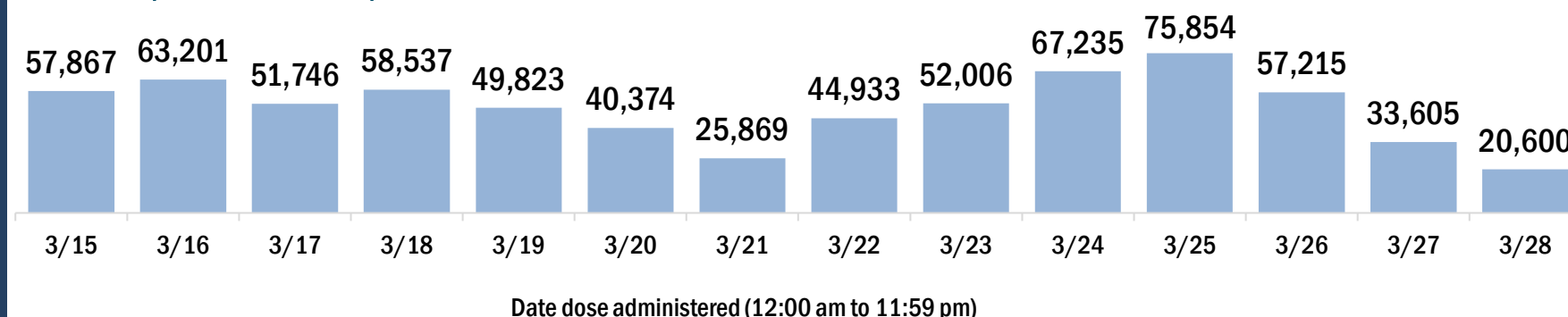


Persons vaccinated for COVID-19 for the past 2 weeks

Number of persons who received their first dose of a two-dose series of the COVID-19 vaccine



Number of persons who completed the COVID-19 vaccine series



COVID-19: vaccine summary

Vaccination data through Mar 28, 2021 as of Mar 29, 2021 at 12:05 AM

Data in this report are provisional and subject to change.

This table summarizes the number of people who have received either their first dose or have completed the series for a COVID-19 vaccine. A person can only be counted in one category, first dose or series complete. Persons receiving Johnson & Johnson vaccines will always be counted in the series completed column (see previous page for additional information).

County of residence	Yesterday (Mar 28)			Cumulative		
	First dose	Series complete	Total people vaccinated	First dose	Series complete	Total people vaccinated
Alachua	73	78	151	26,952	48,714	75,666
Baker	3	1	4	1,314	2,557	3,871
Bay	39	45	84	14,742	22,830	37,572
Bradford	3	4	7	1,124	2,795	3,919
Brevard	211	208	419	70,791	83,062	153,853
Broward	1,307	1,594	2,901	223,772	272,201	495,973
Calhoun	0	0	0	507	1,807	2,314
Charlotte	9	42	51	40,309	37,271	77,580
Citrus	23	181	204	19,466	26,533	45,999
Clay	59	103	162	15,419	28,200	43,619
Collier	76	120	196	53,005	75,342	128,347
Columbia	26	2	28	3,380	7,602	10,982
Dade	5,022	5,373	10,395	336,500	379,899	716,399
Desoto	3	1	4	3,786	3,414	7,200
Dixie	0	0	0	809	1,511	2,320
Duval	1,795	1,499	3,294	92,679	130,529	223,208
Escambia	41	7	48	29,148	40,820	69,968
Flagler	18	32	50	15,537	22,043	37,580
Franklin	1	0	1	873	2,211	3,084
Gadsden	20	5	25	4,066	7,296	11,362
Gilchrist	2	1	3	895	1,726	2,621
Glades	31	6	37	708	1,249	1,957
Gulf	4	0	4	931	2,422	3,353
Hamilton	2	0	2	650	1,489	2,139
Hardee	3	2	5	1,595	1,953	3,548
Hendry	28	13	41	3,454	3,007	6,461
Hernando	43	106	149	21,116	27,173	48,289
Highlands	8	280	288	20,231	12,054	32,285
Hillsborough	1,124	2,120	3,244	172,184	152,376	324,560
Holmes	0	0	0	874	2,041	2,915
Indian River	63	411	474	22,429	35,622	58,051
Jackson	0	1	1	3,053	6,414	9,467
Jefferson	4	0	4	1,125	2,479	3,604
Lafayette	0	0	0	402	1,130	1,532
Lake	87	170	257	49,671	65,888	115,559
Lee	221	95	316	99,194	114,698	213,892
Leon	174	72	246	29,783	45,108	74,891
Levy	5	1	6	2,996	4,418	7,414
Liberty	2	0	2	303	956	1,259
Madison	1	0	1	1,212	2,666	3,878
Manatee	55	177	232	68,693	53,437	122,130
Marion	66	21	87	37,206	55,666	92,872
Martin	48	9	57	19,035	33,489	52,524
Monroe	55	45	100	10,487	11,609	22,096
Nassau	41	32	73	6,932	18,204	25,136
Okaloosa	3	8	11	13,455	27,408	40,863
Okeechobee	34	0	34	3,088	4,459	7,547
Orange	1,486	2,226	3,712	142,310	150,411	292,721
Osceola	359	208	567	35,082	36,776	71,858
Out-Of-State	331	235	566	74,285	60,932	135,217
Palm Beach	530	515	1,045	155,036	264,288	419,324
Pasco	189	283	472	63,045	67,133	130,178
Pinellas	345	499	844	130,348	155,231	285,579
Polk	251	1,293	1,544	79,868	73,504	153,372
Putnam	11	4	15	6,128	7,412	13,540
Santa Rosa	18	3	21	16,805	23,133	39,938
Sarasota	103	1,349	1,452	87,370	87,315	174,685
Seminole	180	562	742	43,295	60,460	103,755
St. Johns	112	181	293	30,747	59,615	90,362
St. Lucie	216	54	270	28,754	48,681	77,435
Sumter	20	24	44	25,040	48,330	73,370
Suwannee	9	0	9	2,125	5,038	7,163
Taylor	2	0	2	1,595	2,521	4,116
Union	0	0	0	497	1,274	1,771
Unknown	14	34	48	3,137	1,850	4,987
Volusia	141	264	405	56,587	84,529	141,116
Wakulla	19	0	19	2,505	4,743	7,248
Walton	1	0	1	6,085	10,361	16,446
Washington	1	1	2	1,240	2,521	3,761
Total	15,171	20,600	35,771	2,537,765	3,141,836	5,679,601