

# COVID-19: vaccine summary

Vaccination data through Mar 29, 2021 as of Mar 30, 2021 at 12:05 AM

Data in this report are provisional and subject to change.

Data in this summary pertain to COVID-19 vaccines approved by the U.S. Food and Drug Administration and have been issued an Emergency Use Authorization (Janssen COVID-19 Vaccine, Moderna COVID-19 Vaccine and Pfizer-BioNTech COVID-19 Vaccine). These data summarize the number of people who have received either their first dose or have completed the series for a COVID-19 vaccine. **A person can only be counted in one category, first dose or series complete.** For persons receiving Moderna or Pfizer vaccines, once they receive their second dose, they are moved from the first dose column to the series completed column. **Because of this, the total first dose category may show a change from report to report not matching the total receiving their first dose from the previous day.** Persons receiving Johnson & Johnson vaccines will always be counted in the series completed column.

## COVID-19 doses for vaccinated persons in Florida

**Doses** 8,737,326

People receiving one dose of a 1-dose series (Johnson & Johnson) or receiving only one dose of a 2-dose series (Moderna, Pfizer) count once. Persons receiving both doses of a 2-dose series count twice.

## Current status of persons vaccinated for COVID-19 in Florida

**Total people vaccinated** 5,761,310

First dose 2,556,933

Series completed 3,204,377

Completed 1-dose series 228,361

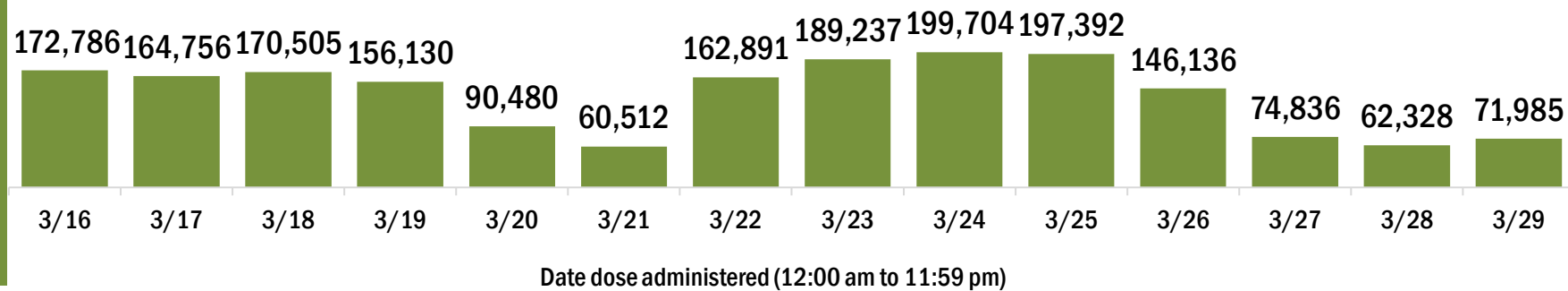
Completed 2-dose series 2,976,016

**First dose:** current number of people who have only received their first dose of the Moderna or Pfizer vaccine.

**Series complete:** current number of people who have received both Moderna or Pfizer vaccine doses or one Johnson & Johnson dose and are considered fully immunized.

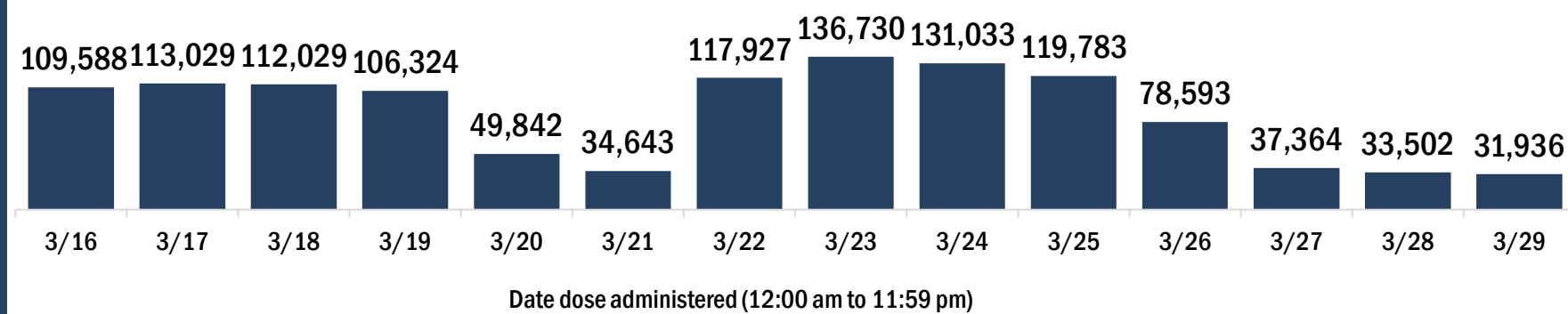
Demographic summary	First dose	Series complete	Total people vaccinated
<b>Age group</b>	2,556,933	3,204,377	5,761,310
16-24 years	72,582	40,629	113,211
25-34 years	138,035	126,294	264,329
35-44 years	192,977	168,104	361,081
45-54 years	355,968	229,707	585,675
55-64 years	770,372	362,196	1,132,568
65-74 years	566,814	1,280,967	1,847,781
75-84 years	338,814	744,517	1,083,331
85+ years	121,371	251,963	373,334
<b>Race</b>	2,556,933	3,204,377	5,761,310
American Indian/Alaskan	9,736	11,506	21,242
Black	162,555	205,111	367,666
Other	231,037	346,465	577,502
Unknown	481,748	410,650	892,398
White	1,671,857	2,230,645	3,902,502
<b>Other race</b> includes Asian, native Hawaiian/Pacific Islander, or other.			
<b>Ethnicity</b>	2,556,933	3,204,377	5,761,310
Hispanic	337,432	392,179	729,611
Non-Hispanic	1,229,889	1,774,134	3,004,023
Unknown	989,612	1,038,064	2,027,676
<b>Gender</b>	2,556,933	3,204,377	5,761,310
Female	1,439,945	1,851,410	3,291,355
Male	1,104,292	1,349,317	2,453,609
Unknown	12,696	3,650	16,346

## COVID-19 doses administered for the past 2 weeks

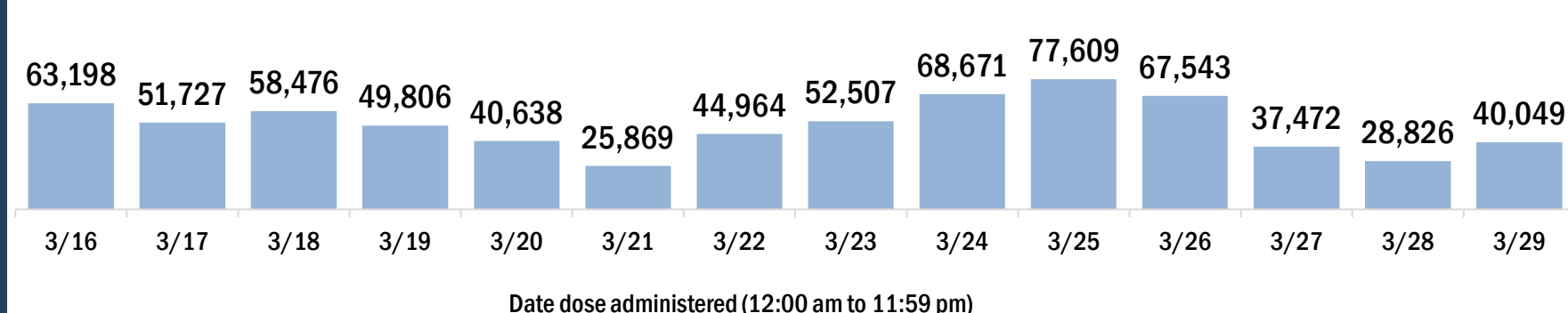


## Persons vaccinated for COVID-19 for the past 2 weeks

### Number of persons who received their first dose of a two-dose series of the COVID-19 vaccine



### Number of persons who completed the COVID-19 vaccine series



# COVID-19: vaccine summary

Vaccination data through Mar 29, 2021 as of Mar 30, 2021 at 12:05 AM

Data in this report are provisional and subject to change.

This table summarizes the number of people who have received either their first dose or have completed the series for a COVID-19 vaccine. A person can only be counted in one category, first dose or series complete. Persons receiving Johnson & Johnson vaccines will always be counted in the series completed column (see previous page for additional information).

County of residence	Yesterday (Mar 29)			Cumulative		
	First dose	Series complete	Total people vaccinated	First dose	Series complete	Total people vaccinated
Alachua	236	222	458	27,961	49,235	77,196
Baker	24	87	111	1,281	2,651	3,932
Bay	91	137	228	14,638	23,297	37,935
Bradford	49	20	69	1,174	2,834	4,008
Brevard	563	703	1,266	70,939	85,087	156,026
Broward	1,553	3,143	4,696	224,632	278,767	503,399
Calhoun	3	14	17	514	1,829	2,343
Charlotte	118	248	366	41,128	37,483	78,611
Citrus	104	650	754	18,971	27,198	46,169
Clay	471	229	700	15,727	28,695	44,422
Collier	504	210	714	53,492	77,119	130,611
Columbia	52	87	139	3,436	7,705	11,141
Dade	4,855	7,710	12,565	335,329	390,384	725,713
Desoto	10	29	39	3,783	3,441	7,224
Dixie	13	7	20	873	1,519	2,392
Duval	1,657	1,657	3,314	94,684	132,799	227,483
Escambia	98	542	640	29,716	41,548	71,264
Flagler	73	401	474	15,244	22,595	37,839
Franklin	21	15	36	897	2,236	3,133
Gadsden	46	44	90	3,993	7,518	11,511
Gilchrist	5	24	29	924	1,757	2,681
Glades	7	148	155	568	1,396	1,964
Gulf	17	3	20	954	2,437	3,391
Hamilton	0	2	2	653	1,493	2,146
Hardee	18	13	31	1,610	1,967	3,577
Hendry	222	107	329	3,617	3,118	6,735
Hernando	166	91	257	21,374	27,278	48,652
Highlands	84	314	398	20,010	12,394	32,404
Hillsborough	1,610	3,576	5,186	174,316	155,404	329,720
Holmes	3	8	11	871	2,132	3,003
Indian River	471	191	662	23,101	36,187	59,288
Jackson	7	15	22	3,045	6,452	9,497
Jefferson	41	3	44	1,140	2,525	3,665
Lafayette	2	0	2	403	1,132	1,535
Lake	350	524	874	49,913	66,968	116,881
Lee	622	567	1,189	100,336	115,680	216,016
Leon	446	322	768	29,569	46,586	76,155
Levy	32	19	51	3,227	4,449	7,676
Liberty	1	3	4	300	964	1,264
Madison	3	13	16	1,206	2,689	3,895
Manatee	572	1,704	2,276	67,787	55,278	123,065
Marion	997	185	1,182	38,430	56,290	94,720
Martin	94	75	169	19,387	33,704	53,091
Monroe	270	51	321	10,799	11,721	22,520
Nassau	70	52	122	7,177	18,339	25,516
Okaloosa	757	336	1,093	13,988	27,821	41,809
Okeechobee	18	16	34	3,105	4,474	7,579
Orange	2,264	3,760	6,024	143,480	155,111	298,591
Osceola	1,098	561	1,659	35,937	37,531	73,468
Out-Of-State	786	719	1,505	75,223	62,293	137,516
Palm Beach	3,838	1,283	5,121	158,428	266,736	425,164
Pasco	486	903	1,389	63,294	68,142	131,436
Pinellas	1,177	3,249	4,426	129,951	159,593	289,544
Polk	622	2,283	2,905	78,706	76,032	154,738
Putnam	50	24	74	6,333	7,462	13,795
Santa Rosa	60	113	173	17,028	23,326	40,354
Sarasota	2,596	653	3,249	89,629	88,200	177,829
Seminole	492	641	1,133	44,952	61,244	106,196
St. Johns	185	198	383	31,449	60,266	91,715
St. Lucie	305	254	559	29,001	49,129	78,130
Sumter	42	229	271	23,649	49,910	73,559
Suwannee	10	17	27	2,136	5,057	7,193
Taylor	10	1	11	1,612	2,539	4,151
Union	30	2	32	529	1,276	1,805
Unknown	10	30	40	3,076	1,893	4,969
Volusia	375	557	932	56,521	86,151	142,672
Wakulla	40	14	54	2,391	4,923	7,314
Walton	29	40	69	6,118	10,434	16,552
Washington	4	2	6	1,268	2,554	3,822
<b>Total</b>	<b>31,935</b>	<b>40,050</b>	<b>71,985</b>	<b>2,556,933</b>	<b>3,204,377</b>	<b>5,761,310</b>