

COVID-19: vaccine summary

Vaccination data through Jan 29, 2021 as of Jan 30, 2021 at 12:05 AM

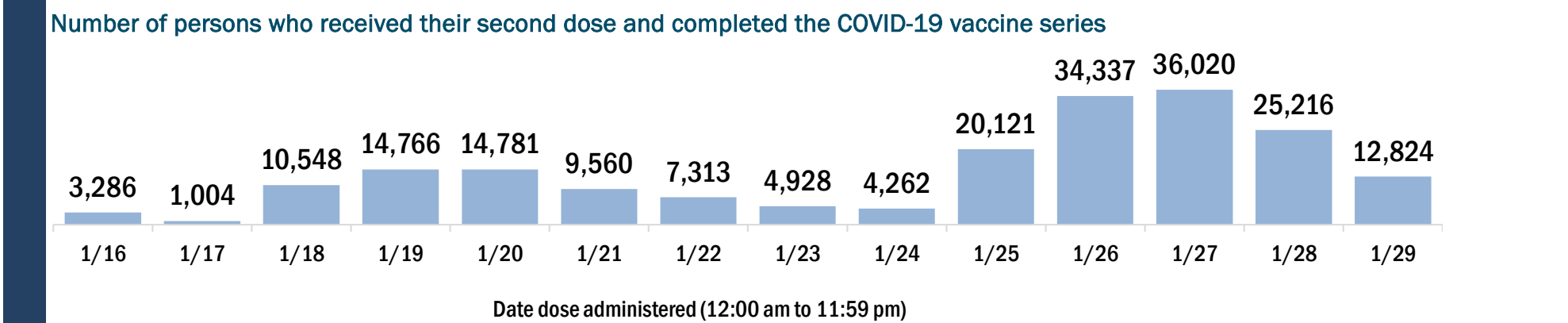
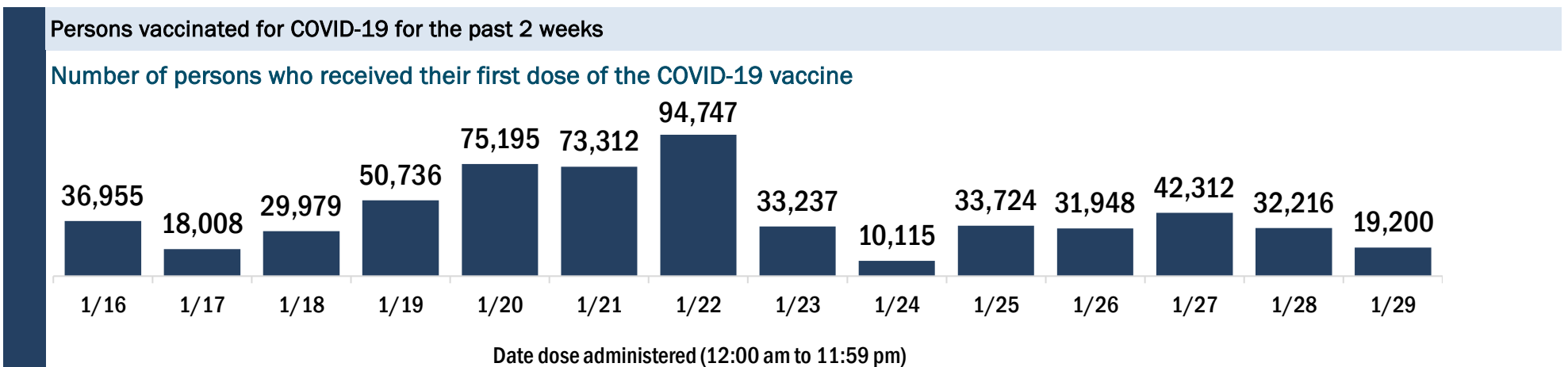
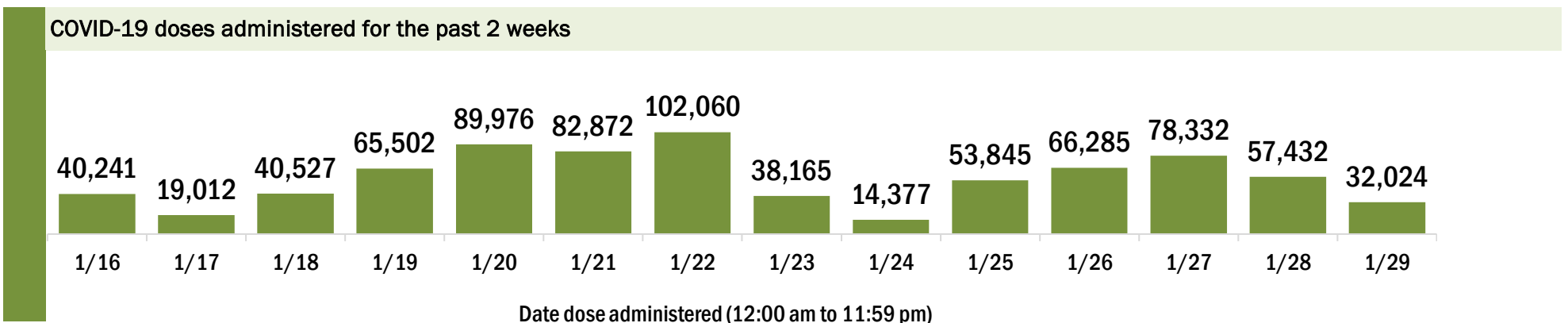
Data in this report are provisional and subject to change.

Data in this summary pertain to COVID-19 vaccines approved by the U.S. Food and Drug Administration and have been issued an Emergency Use Authorization. These data summarize the number of people who have received either their first dose or have completed the series for a COVID-19 vaccine. A person can only be counted in one category, first dose or series complete.

| COVID-19 doses administered in Florida | |
|---|------------------|
| Doses administered | 1,948,148 |
| Total number of doses of the COVID-19 vaccine that have been administered in Florida. | |

| Persons vaccinated for COVID-19 in Florida | |
|--|------------------|
| Total people vaccinated | 1,651,366 |
| First dose | 1,354,584 |
| Series completed | 296,782 |
| First dose: received their first dose of the COVID-19 vaccine. | |
| Series complete: received all recommended doses of the COVID-19 vaccine to be considered fully immunized. | |

| Demographic summary | First dose | Series complete | Total people vaccinated |
|---|------------------|-----------------|-------------------------|
| Age group | 1,354,584 | 296,782 | 1,651,366 |
| 16-24 years | 16,642 | 6,948 | 23,590 |
| 25-34 years | 46,186 | 35,918 | 82,104 |
| 35-44 years | 57,360 | 42,959 | 100,319 |
| 45-54 years | 71,026 | 47,785 | 118,811 |
| 55-64 years | 98,900 | 51,919 | 150,819 |
| 65-74 years | 590,871 | 60,267 | 651,138 |
| 75-84 years | 340,579 | 32,665 | 373,244 |
| 85+ years | 133,020 | 18,321 | 151,341 |
| Race | 1,354,584 | 296,782 | 1,651,366 |
| American Indian/Alaskan | 4,672 | 907 | 5,579 |
| Black | 64,660 | 16,109 | 80,769 |
| Other | 177,371 | 70,241 | 247,612 |
| Unknown | 236,877 | 33,994 | 270,871 |
| White | 871,004 | 175,531 | 1,046,535 |
| Other race includes Asian, native Hawaiian/Pacific Islander, or other. | | | |
| Ethnicity | 1,354,584 | 296,782 | 1,651,366 |
| Hispanic | 104,475 | 31,738 | 136,213 |
| Non-Hispanic | 632,548 | 144,734 | 777,282 |
| Unknown | 617,561 | 120,310 | 737,871 |
| Gender | 1,354,584 | 296,782 | 1,651,366 |
| Female | 777,804 | 180,737 | 958,541 |
| Male | 569,522 | 115,456 | 684,978 |
| Unknown | 7,258 | 589 | 7,847 |



COVID-19: vaccine summary

Vaccination data through Jan 29, 2021 as of Jan 30, 2021 at 12:05 AM

Data in this report are provisional and subject to change.

This table is the number of people who received their first dose or completed their COVID-19 vaccine series yesterday and cumulatively by county of residence.

| County of residence | Yesterday (Jan 29) | | | Cumulative | | |
|---------------------|--------------------|-----------------|-------------------------|------------------|-----------------|-------------------------|
| | First dose | Series complete | Total people vaccinated | First dose | Series complete | Total people vaccinated |
| Alachua | 510 | 596 | 1,106 | 20,441 | 10,839 | 31,280 |
| Baker | 12 | 2 | 14 | 1,384 | 192 | 1,576 |
| Bay | 46 | 111 | 157 | 12,510 | 679 | 13,189 |
| Bradford | 148 | 12 | 160 | 1,436 | 206 | 1,642 |
| Brevard | 54 | 115 | 169 | 35,516 | 7,822 | 43,338 |
| Broward | 941 | 623 | 1,564 | 111,770 | 29,971 | 141,741 |
| Calhoun | 15 | 3 | 18 | 1,274 | 180 | 1,454 |
| Charlotte | 379 | 21 | 400 | 12,483 | 2,096 | 14,579 |
| Citrus | 38 | 72 | 110 | 11,846 | 1,644 | 13,490 |
| Clay | 538 | 28 | 566 | 10,676 | 2,734 | 13,410 |
| Collier | 176 | 42 | 218 | 31,358 | 4,466 | 35,824 |
| Columbia | 24 | 29 | 53 | 4,274 | 312 | 4,586 |
| Dade | 1,530 | 4,036 | 5,566 | 126,719 | 46,593 | 173,312 |
| Desoto | 4 | 21 | 25 | 2,181 | 228 | 2,409 |
| Dixie | 10 | 1 | 11 | 862 | 40 | 902 |
| Duval | 954 | 479 | 1,433 | 64,884 | 14,601 | 79,485 |
| Escambia | 541 | 54 | 595 | 22,985 | 3,083 | 26,068 |
| Flagler | 30 | 20 | 50 | 8,800 | 1,025 | 9,825 |
| Franklin | 98 | 2 | 100 | 1,278 | 30 | 1,308 |
| Gadsden | 143 | 377 | 520 | 3,768 | 640 | 4,408 |
| Gilchrist | 14 | 5 | 19 | 1,157 | 224 | 1,381 |
| Glades | 0 | 1 | 1 | 587 | 13 | 600 |
| Gulf | 5 | 9 | 14 | 1,559 | 39 | 1,598 |
| Hamilton | 1 | 4 | 5 | 1,125 | 22 | 1,147 |
| Hardee | 6 | 5 | 11 | 1,265 | 65 | 1,330 |
| Hendry | 11 | 0 | 11 | 1,908 | 88 | 1,996 |
| Hernando | 287 | 151 | 438 | 12,170 | 1,768 | 13,938 |
| Highlands | 20 | 37 | 57 | 5,276 | 742 | 6,018 |
| Hillsborough | 374 | 1,666 | 2,040 | 55,881 | 18,978 | 74,859 |
| Holmes | 1 | 5 | 6 | 1,053 | 465 | 1,518 |
| Indian River | 267 | 100 | 367 | 15,242 | 1,460 | 16,702 |
| Jackson | 41 | 105 | 146 | 4,220 | 669 | 4,889 |
| Jefferson | 45 | 4 | 49 | 1,539 | 136 | 1,675 |
| Lafayette | 0 | 0 | 0 | 609 | 47 | 656 |
| Lake | 142 | 46 | 188 | 28,167 | 7,724 | 35,891 |
| Lee | 236 | 143 | 379 | 47,017 | 10,439 | 57,456 |
| Leon | 953 | 300 | 1,253 | 24,196 | 4,314 | 28,510 |
| Levy | 53 | 12 | 65 | 2,252 | 278 | 2,530 |
| Liberty | 8 | 1 | 9 | 703 | 26 | 729 |
| Madison | 3 | 0 | 3 | 1,950 | 115 | 2,065 |
| Manatee | 1,026 | 364 | 1,390 | 20,755 | 5,641 | 26,396 |
| Marion | 797 | 221 | 1,018 | 26,573 | 3,581 | 30,154 |
| Martin | 292 | 111 | 403 | 15,180 | 2,466 | 17,646 |
| Monroe | 43 | 28 | 71 | 6,060 | 519 | 6,579 |
| Nassau | 649 | 50 | 699 | 8,151 | 954 | 9,105 |
| Okaloosa | 13 | 54 | 67 | 14,037 | 1,490 | 15,527 |
| Okeechobee | 4 | 4 | 8 | 2,298 | 372 | 2,670 |
| Orange | 148 | 76 | 224 | 63,181 | 19,591 | 82,772 |
| Osceola | 322 | 10 | 332 | 14,272 | 3,304 | 17,576 |
| Out-Of-State | 281 | 127 | 408 | 49,818 | 4,163 | 53,981 |
| Palm Beach | 1,644 | 438 | 2,082 | 136,233 | 18,845 | 155,078 |
| Pasco | 687 | 195 | 882 | 22,648 | 6,327 | 28,975 |
| Pinellas | 2,000 | 722 | 2,722 | 59,430 | 15,417 | 74,847 |
| Polk | 494 | 212 | 706 | 28,455 | 4,531 | 32,986 |
| Putnam | 46 | 11 | 57 | 4,093 | 285 | 4,378 |
| Santa Rosa | 70 | 35 | 105 | 14,480 | 1,477 | 15,957 |
| Sarasota | 573 | 169 | 742 | 33,002 | 7,244 | 40,246 |
| Seminole | 188 | 196 | 384 | 27,753 | 7,168 | 34,921 |
| St. Johns | 213 | 35 | 248 | 26,131 | 4,922 | 31,053 |
| St. Lucie | 99 | 154 | 253 | 20,610 | 2,519 | 23,129 |
| Sumter | 287 | 18 | 305 | 16,377 | 849 | 17,226 |
| Suwannee | 12 | 7 | 19 | 3,195 | 344 | 3,539 |
| Taylor | 31 | 1 | 32 | 1,620 | 79 | 1,699 |
| Union | 37 | 9 | 46 | 810 | 52 | 862 |
| Unknown | 33 | 7 | 40 | 1,115 | 266 | 1,381 |
| Volusia | 367 | 286 | 653 | 33,810 | 8,567 | 42,377 |
| Wakulla | 97 | 30 | 127 | 2,938 | 185 | 3,123 |
| Walton | 88 | 6 | 94 | 5,747 | 258 | 6,005 |
| Washington | 1 | 10 | 11 | 1,491 | 373 | 1,864 |
| Total | 19,200 | 12,824 | 32,024 | 1,354,584 | 296,782 | 1,651,366 |