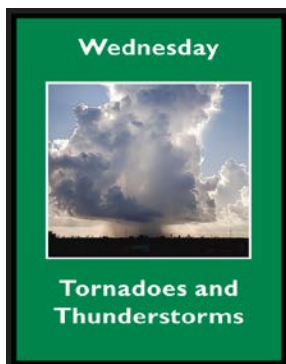




Florida's Severe Weather Awareness Week takes place from January 22-26, 2018. Severe Weather Awareness Week is an opportunity for Floridians to learn about the various weather hazards that frequently impact the state and how families and businesses can prepare for these natural events.



Each day focuses on a specific weather event. **Wednesday's focus is on thunderstorms and tornadoes.**

Thunderstorms occur frequently across Florida. In fact, Florida has the greatest number of thunderstorms in the United States. Florida averages over 70 thunderstorm days per year with much of the Gulf coast experiencing over 80 and even 100 days a year. Hazards within thunderstorms include lightning, hail, gusty winds, heavy rain that may cause flooding, and tornadoes.

One of the reasons Florida has so many thunderstorms is that many of the ingredients needed to create thunderstorms can be found here almost every day.

Three things are needed in the atmosphere for thunderstorms to develop and grow: the atmosphere needs to be moist, unstable, and have a source of lift. Since Florida is surrounded by water, not to mention the many inland lakes, rivers and swamps, there are plenty of sources of water vapor to feed thunderstorms.

When the weather conditions are right for thunderstorms to form, meteorologists call the atmosphere "unstable". Florida receives plenty of sunlight, which warms the air near the ground and causes the air to become unstable. All thunderstorms have an updraft, where air rises rapidly to seven to 10 miles above the ground. This causes the moisture to turn into liquid water or ice and that forms clouds and raindrops and forms the tall, towering clouds that we can easily distinguish as "thunderstorm clouds." However, these clouds cannot grow on their own. In order for an unstable atmosphere to produce the updrafts needed for strong thunderstorms, a little boost is needed to get the updraft started. Meteorologists call these boosts "lift". Sources of lift can be an approaching frontal system or a sea breeze boundary forming during a typical summer afternoon, and Florida has plenty of both during the year.



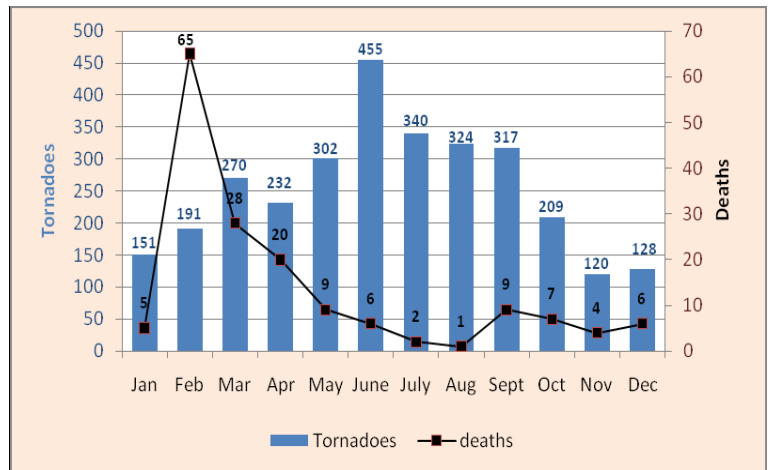
Thunderstorms come in different forms. Sometimes a storm has only one thunderstorm cloud and sometimes thunderstorms have a family of clouds, or cells, associated with them. Also, thunderstorms may go on for a very long time or be as brief as a few minutes.

Your local National Weather Service office has meteorologists and technicians working every hour of the day and every day of the year to issue warnings when thunderstorms become severe and these warnings give people time to move to a place of safety.

DID YOU KNOW??? *The Florida Keys are widely referred to as the “waterspout capital of the world”. It is estimated that more than 400 waterspouts occur each year along the Florida Keys alone, with hundreds also reported along other areas of the Florida coast.*

Frontal system tornadoes usually occur in the winter and spring months, developing along squall lines preceding cold fronts. These storms often include high amounts of wind shear, and thus tend to be the most damaging. Sea breeze boundary tornadoes are the most common, occurring during the late spring and summer. Hurricane season also brings a distinct risk of tornadoes to the Sunshine State, as nearly every tropical cyclone can produce tornadoes as it impacts our state. Also, history shows that tornadoes are just as likely to form after midnight as they do during the afternoon and early evening. This is why it is important to be prepared as we enter into the more active severe weather months of the year.

DID YOU KNOW??? *113 of the 164 tornado-related deaths in Florida since 1950 occurred between 9:00 pm and 8:00 am, with 113 of the 164 total deaths occurring in February, March and April.*



The relatively small and short-lived nature of most tornadoes makes it difficult to give advance warning, but The National Weather Service uses tools and volunteers to watch for severe weather. The National Weather Service will issue a Tornado Warning when a tornado is either seen by a severe weather spotter or indicated by Doppler radar. While the average “lead time (the time between when a warning is issued and the eventual tornado touchdown)” is 10-15 minutes, in some cases, it may only be a few minutes. Nevertheless, even a few minutes of warning can make the difference between life and death. This is why having a NOAA Weather Radio or weather alerting application on your smartphone is a critical component to the warning system

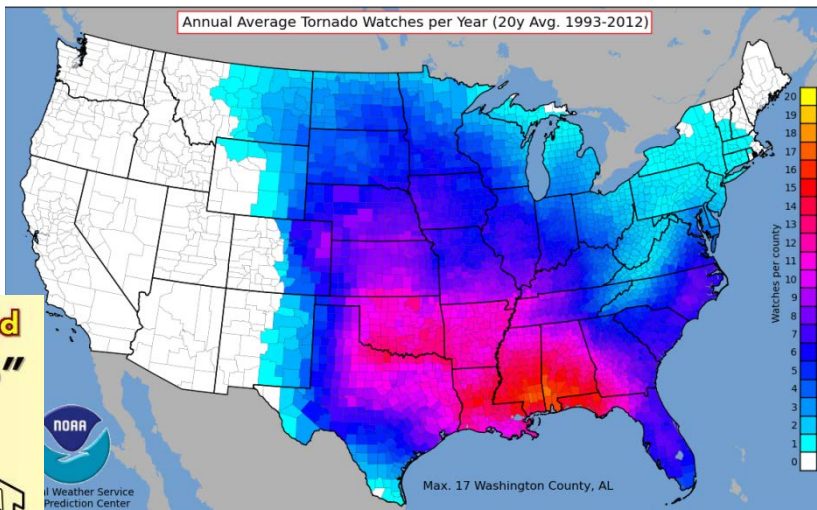
as the radio or app will automatically alert you whenever the National Weather Service issues a warning. Having an alert of an oncoming tornado, especially in the middle of the night, has saved lives.

DID YOU KNOW??? *Meteorologists first look at the tornado damage and then estimate the wind speed that would have been needed to cause the damage. National Weather Service meteorologists use the Enhanced Fujita Scale, or EF Scale, to rate the strength of tornadoes based on the damages a storm produces.*

If a tornado struck tomorrow would you be prepared? Would you know what actions to take? In Florida, tornadoes strike all too often. Whether in homes, schools or businesses, everyone should have a plan in place for severe weather.

The National Weather Service and the Florida Division of Emergency Management will conduct a statewide tornado drill today at 10:00 am EST/9:00 am CST. Floridians are asked to consider themselves under a tornado watch during the morning. At 10:00am EST/9:00am CST, the National Weather Service will issue a “Routine Weekly Test” message instructing persons to enact their local tornado sheltering procedures. The drill will conclude around 10:30 am EST.

A **Tornado Warning** means a tornado has been indicated by radar or spotted on the ground. A **Tornado Watch** means that conditions are favorable for tornadoes to develop.



When a TORNADO WARNING is Issued
"Get In, Get Down, Cover Up"

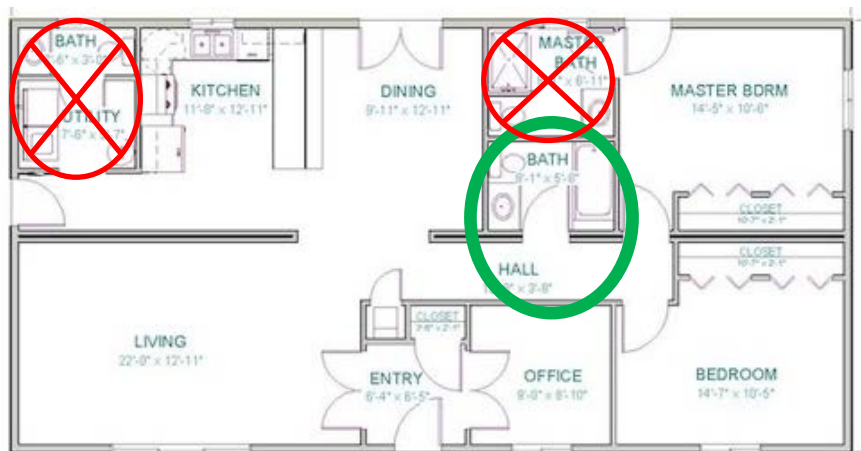
1. Get In
 Get into a sturdy building and put as many walls between you and the outside as possible.

2. Get Down
 Get as low in the building as possible – the basement or the lowest floor.

3. Cover Up
 Flying and falling debris are a storm's number one killer. Use pillows, blankets, helmets, etc. to cover up and protect yourself.

If a Tornado Warning is issued for your area, seek shelter immediately! Seek shelter on the lowest floor in an interior hallway, closet or small room of your home or office. The best safety advice is to get as many walls between you and the outside as possible.

Stay away from windows and doors and use pillows to cover your head. Leave mobile homes and find a stronger building or house. If caught outdoors, your options are not ideal, but you can still take action to survive. When outside, try to seek shelter in a nearby structure. If this is not possible, try to get as low as possible, such as a creek bed or ditch, and cover your head. Do not seek shelter under bridges or overpasses and do not try to outrun a tornado.



MYTH: Bathrooms provide the best protection, i.e. "get in the tub".

FACT: If your bathroom is located on an exterior wall, it is not the safest location. Choose an interior bathroom, closet, or hallway.

More information about thunderstorm and tornado hazards and what you can do to protect yourself and others can be found at www.spc.noaa.gov/faq/tornado/ and www.FloridaDisaster.org.

Thursday's topics will be on hurricanes and flooding.